

**MEDFORD AREA PUBLIC SCHOOL DISTRICT**  
**124 West State Street**  
**Medford, WI 54451**

**Public Meeting Notice**  
**Board of Education Finance Committee Meeting**

**Meeting Date:** Friday, February 22, 2019

**Time:** 11:00 a.m.

**Location:** Medford Area Public School District – District Office  
124 West State Street  
Medford, WI 54451

**Purpose of Meeting:**

1. Food Service Update
2. Review of Concession Stand Bids
3. Consideration of Maintenance Projects
4. Consideration of Support Staff Snow Days
5. Consideration of Retirement OPEB Valuation
6. Consideration of Increase in Line of Credit
7. Review of 2019-20 Budget Booklet & Guidelines
8. Consideration of Monthly Expenditures
9. Meeting Dates – Friday, March 22, 2019

Open Meeting Law Compliance: This notice was sent for posting to the Star News, WKEB/WIGM Radio, Medford Area Public Schools and the District Office on Tuesday, February 19, 2019.

NOTE: This meeting is open to the public.

634 Students

Oper. Days		MAES Breakfast											MAES Lunch											Breakfast			Lunch		
17-18	18-19	2017-18					2018-19					2017-18					2018-19					Difference			Difference				
		F	N	R	Total	Per Day	F	N	R	Total	Per Day	F	N	R	Total	Per Day	F	N	R	Total	Per Day	F	N	R	F	N	R		
Sept.	19	19	907	296	182	1385	72.89	1138	293	248	1679	88.37	2518	4063	476	7057	371.42	3104	3778	761	7643	402.26	Sept.	231	-3	66	586	-285	285
Oct.	20	22	1064	526	232	1822	91.10	1279	459	242	1980	90.00	2637	4854	454	7945	397.25	3512	4557	773	8842	401.91	Oct.	215	-67	10	875	-297	319
Nov.	19	20	987	493	244	1724	90.74	1126	409	224	1759	87.95	2306	4769	457	7532	396.42	3218	4340	709	8267	413.35	Nov.	139	-84	-20	912	-429	252
Dec.	15	15	686	388	157	1231	82.07	771	269	155	1195	79.67	1900	3748	369	6017	401.13	2463	3244	562	6269	417.93	Dec.	85	-119	-2	563	-504	193
Jan.	19	19	1017	311	271	1599	84.16	988	343	224	1555	81.84	2823	3934	605	7362	387.47	3051	4007	735	7793	410.16	Jan.	-29	32	-47	228	73	130
Feb.	18		1011	346	252	1609	89.39	0	0	0	0	#DIV/0!	2783	3921	562	7266	403.67	0	0	0	0	#DIV/0!	Feb.	-1011	-346	-252	-2783	-3921	-562
Mar.	20		1195	370	271	1836	91.80	0	0	0	0	#DIV/0!	3124	4345	582	8051	402.55	0	0	0	0	#DIV/0!	Mar.	-1195	-370	-271	-3124	-4345	-582
Apr.	21		1258	379	283	1920	91.43	0	0	0	0	#DIV/0!	3202	4377	614	8193	390.14	0	0	0	0	#DIV/0!	Apr.	-1258	-379	-283	-3202	-4377	-614
May	22		1396	384	320	2100	95.45	0	0	0	0	#DIV/0!	3552	4750	686	8988	408.55	0	0	0	0	#DIV/0!	May	-1396	-384	-320	-3552	-4750	-686
June	5		284	102	62	448	89.60	0	0	0	0	#DIV/0!	804	1187	162	2153	430.60	0	0	0	0	#DIV/0!	June	-284	-102	-62	-804	-1187	-162

197 Students

Oper. Days		SES Breakfast											SES Lunch											Breakfast			Lunch		
17-18	18-19	2017-18					2018-19					2017-18					2018-19					Difference			Difference				
		F	N	R	Total	Per Day	F	N	R	Total	Per Day	F	N	R	Total	Per Day	F	N	R	Total	Per Day	F	N	R	F	N	R		
Sept.	19	19	465	234	31	730	38.42	549	177	76	802	42.21	1247	1540	297	3084	162.32	1224	1369	305	2898	152.53	Sept.	84	-57	45	-23	-171	8
Oct.	20	22	532	238	28	798	39.90	530	256	58	844	38.36	1316	1824	279	3419	170.95	1243	1693	395	3331	151.41	Oct.	-2	18	30	-73	-131	116
Nov.	19	20	561	198	86	845	44.47	462	259	67	788	39.40	1222	1766	305	3293	173.32	1125	1658	401	3184	159.20	Nov.	-99	61	-19	-97	-108	96
Dec.	15	15	400	155	59	614	40.93	343	179	53	575	38.33	959	1411	243	2613	174.20	835	1186	294	2315	154.33	Dec.	-57	24	-6	-124	-225	51
Jan.	19	19	535	153	99	787	41.42	488	265	65	818	43.05	1285	1609	350	3244	170.74	1010	1490	359	2859	150.47	Jan.	-47	112	-34	-275	-119	9
Feb.	18	0	481	193	98	772	42.89	0	0	0	0	#DIV/0!	1254	1547	380	3181	176.72	0	0	0	0	#DIV/0!	Feb.	-481	-193	-98	-1254	-1547	-380
Mar.	20	0	531	192	106	829	41.45	0	0	0	0	#DIV/0!	1416	1599	424	3439	171.95	0	0	0	0	#DIV/0!	Mar.	-531	-192	-106	-1416	-1599	-424
Apr.	21	0	573	184	98	855	40.71	0	0	0	0	#DIV/0!	1506	1630	427	3563	169.67	0	0	0	0	#DIV/0!	Apr.	-573	-184	-98	-1506	-1630	-427
May	22	0	568	207	88	863	39.23	0	0	0	0	#DIV/0!	1601	1781	460	3842	174.64	0	0	0	0	#DIV/0!	May	-568	-207	-88	-1601	-1781	-460
June	5	0	120	32	19	171	34.20	0	0	0	0	#DIV/0!	362	422	102	886	177.20	0	0	0	0	#DIV/0!	June	-120	-32	-19	-362	-422	-102

666 Students


Oper. Days		MAMS Breakfast											MAMS Lunch										Breakfast			Lunch			
17-18	18-19	2017-18					2018-19					2017-18					2018-19					Difference			Difference				
		F	N	R	Total	Per Day	F	N	R	Total	Per Day	F	N	R	Total	Per Day	F	N	R	Total	Per Day	F	N	R	F	N	R		
Sept.	19	19	432	138	59	629	33.11	643	106	59	808	42.53	2775	6008	1032	9815	516.58	3149	4882	819	8850	465.79	Sept.	211	-32	0	374	-1126	-213
Oct.	20	22	573	212	83	868	43.40	804	184	60	1048	47.64	2837	6714	896	10447	522.35	3669	6093	827	10589	481.32	Oct.	231	-28	-23	832	-621	-69
Nov.	19	20	592	194	93	879	46.26	707	217	66	990	49.50	2455	6489	746	9690	510.00	3239	5809	738	9786	489.30	Nov.	115	23	-27	784	-680	-8
Dec.	15	15	406	138	50	594	39.60	506	118	47	671	44.73	1948	5284	608	7840	522.67	2557	4451	561	7569	504.60	Dec.	100	-20	-3	609	-833	-47
Jan.	19	19	503	143	73	719	37.84	667	170	62	899	47.32	2954	6108	823	9885	520.26	3229	5516	726	9471	498.47	Jan.	164	27	-11	275	-592	-97
Feb.	18	0	585	171	71	827	45.94	0	0	0	0	#DIV/0!	2798	5637	744	9179	509.94	0	0	0	0	#DIV/0!	Feb.	-585	-171	-71	-2798	-5637	-744
Mar.	20	0	661	183	83	927	46.35	0	0	0	0	#DIV/0!	3127	6089	956	10172	508.60	0	0	0	0	#DIV/0!	Mar.	-661	-183	-83	-3127	-6089	-956
Apr.	21	0	660	201	110	971	46.24	0	0	0	0	#DIV/0!	3261	6191	897	10349	492.81	0	0	0	0	#DIV/0!	Apr.	-660	-201	-110	-3261	-6191	-897
May	22	0	843	288	129	1260	57.27	0	0	0	0	#DIV/0!	3648	6742	980	11370	516.82	0	0	0	0	#DIV/0!	May	-843	-288	-129	-3648	-6742	-980
June	5	0	165	57	32	254	50.80	0	0	0	0	#DIV/0!	753	1480	217	2450	490.00	0	0	0	0	#DIV/0!	June	-165	-57	-32	-753	-1480	-217

623 Students

Oper. Days		MASH Breakfast											MASH Lunch										Breakfast			Lunch			
17-18	18-19	2017-18					2018-19					2017-18					2018-19					Difference			Difference				
		F	N	R	Total	Per Day	F	N	R	Total	Per Day	F	N	R	Total	Per Day	F	N	R	Total	Per Day	F	N	R	F	N	R		
Sept.	19	19	332	217	88	637	33.53	245	120	50	415	21.84	1794	4768	660	7222	380.11	2042	5045	666	7753	408.05	Sept.	-87	-97	-38	248	277	6
Oct.	20	22	430	308	93	831	41.55	399	242	61	702	31.91	1903	5538	676	8117	405.85	2319	5902	680	8901	404.59	Oct.	-31	-66	-32	416	364	4
Nov.	19	20	435	359	122	916	48.21	370	266	49	685	34.25	1632	5215	568	7415	390.26	2078	5272	538	7888	394.40	Nov.	-65	-93	-73	446	57	-30
Dec.	15	15	364	278	98	740	49.33	304	211	20	535	35.67	1313	4203	445	5961	397.40	1746	4182	383	6311	420.73	Dec.	-60	-67	-78	433	-21	-62
Jan.	19	19	503	327	98	928	48.84	418	239	34	691	36.37	2081	4872	556	7509	395.21	2109	5147	461	7717	406.16	Jan.	-85	-88	-64	28	275	-95
Feb.	18	0	518	240	78	836	46.44	0	0	0	0	#DIV/0!	1898	4417	500	6815	378.61	0	0	0	0	#DIV/0!	Feb.	-518	-240	-78	-1898	-4417	-500
Mar.	20	0	615	290	113	1018	50.90	0	0	0	0	#DIV/0!	2253	5080	618	7951	397.55	0	0	0	0	#DIV/0!	Mar.	-615	-290	-113	-2253	-5080	-618
Apr.	21	0	571	267	103	941	44.81	0	0	0	0	#DIV/0!	2242	4842	560	7644	364.00	0	0	0	0	#DIV/0!	Apr.	-571	-267	-103	-2242	-4842	-560
May	22	0	603	255	103	961	43.68	0	0	0	0	#DIV/0!	2463	5287	623	8373	380.59	0	0	0	0	#DIV/0!	May	-603	-255	-103	-2463	-5287	-623
June	5	0	114	37	15	166	33.20	0	0	0	0	#DIV/0!	413	848	121	1382	276.40	0	0	0	0	#DIV/0!	June	-114	-37	-15	-413	-848	-121

**Key Benefit Concepts, LLC**

# **Medford Area Public School District**



**Accounting Report of Liabilities for Participants'  
Other Post Employment Benefits (OPEB)  
as of June 30, 2018**

**DRAFT**

**February 2019**



This report, its text, charts, content and formatting are subject to copyright protection and are the exclusive property of Key Benefit Concepts, LLC.



## Table of Contents

Background and Certification	Page 2
Introduction	Page 3
District OPEBs	Page 3
Sick Leave Benefit	Page 5
Actively-Funded Benefit	Page 5
Supplemental Pension (Stipend) Benefit	Page 6
Actuarial Determined Contribution (ADC)	Page 6
District OPEB Liability	Page 6
Deferred Inflow and Outflow of Resources	Page 6
Discussion of Valuation Methods and Assumptions	Page 7
Pay-As-You-Go (Table IX)	Page 8
OPEB Tables	
OPEB Technical Appendix	

## **Background and Certification**

The Government Accounting Standards Board (GASB) considers other post-employment benefits, like pension benefits, as part of the compensation employees earn each year although they are not received until after employment ends. GASB has finalized Statement No. 74 (Financial Reporting for Post Employment Benefit Plans Other Than Pension Plans) and Statement No. 75 (Accounting and Financial Reporting by Employers for Post-Employment Benefits Other Than Pensions). These Statements establish standards for the measurement, recognition, and display of Other Post-Employment Benefits (OPEB) expense/expenditures. The District's post-employment benefits require compliance with the new GASB Statements for the fiscal year beginning 7/1/16; therefore, this valuation was performed and this report reflects compliance with these new statements.

Key Benefit Concepts, LLC (KBC) is an independent actuarial and employee benefits consulting firm providing actuarial services to clients who sponsor qualified retirement and other post-employment benefits. We maintain no relationships with any client that might impair the objectivity of our work. This valuation and report were prepared by KBC based upon:

- Our understanding of GASB's current Statements
- The Summary of Benefits and Eligibility determined by the bargaining and other District agreements, as outlined herein
- The accuracy and completeness of information and data provided by the District.

The calculations of cost and liabilities illustrated were determined according to generally accepted actuarial principles and standards. Specific assumptions and actuarial methodology for the study are defined within the report. Each material assumption is, in the actuaries' opinion, individually reasonable and falls within the best estimate range, taking into account past experience and reasonable future expectations, and is consistent with each other material assumption. Given that actual experience may vary from the actuarial assumptions projected, developing liabilities and costs may differ from those estimated in this report. Furthermore, in the event of any inaccuracies in the information or data provided, upon which these calculations were based, revisions may be needed.

This report was prepared solely for the purposes of providing information required by GASB for the entity's financial reporting. KBC assumes neither responsibility nor any liability for use of this report for any other purposes.

The valuation was prepared in full compliance with the American Academy of Actuaries "Code of Professional Conduct" Precept 7 regarding conflict of interest. The actuary certifying this valuation meets the qualifications of the American Academy of Actuaries required to provide the actuarial opinion detailed in this report. The actuary's opinion and certification are provided in accordance with an agreement with Key Benefit Concepts, LLC.

---

Rich Yurkowitz, ASA, MAAA

February 8, 2019

## Introduction

The actuarial present value of the other post employment benefit (OPEB) liabilities is the value of all benefits estimated to be payable to plan members discounted at the assumed discount interest rate back to the valuation date. The actuarial present value is comprised of:

- Benefits employees have already earned, and
- Benefits expected to be earned by employees in the future.

Presented in this report are the results of our study of the post-employment benefits and the associated liabilities and costs. The study includes the following:

OPEB GASB 74/75
<ul style="list-style-type: none"> <li>• <u>Total OPEB Liability (TOL)</u>: The portion of the actuarial present value of projected benefit payments attributed to past periods of employee service also known as the accrued benefit.</li> <li>• <u>Service Cost</u>: The portion of the actuarial present value of benefits allocated to the valuation year.</li> <li>• <u>Net OPEB Liability (NOL)</u>: The difference between the Total OPEB Liability and Plan Fiduciary Net Position. This amount may also be negative indicating the presence of a surplus of actuarial assets over TOL.</li> <li>• <u>OPEB Expense</u>: The expected cost of OPEB benefits attributed to the measurement period.</li> <li>• <u>Actuarially Determined Contribution (ADC)</u>: The employer's annual contribution comprised of the service cost plus the portion of the net OPEB liability to be amortized in the valuation year.</li> </ul>

## District OPEBs

For the Medford Area Public School District (the "District"), the other post employment benefit liability consists of several interdependent pieces arising from the rules of the plan. The amounts paid by the District for continued health care for all classifications that are entitled to a benefit are briefly outlined below. A full description of the eligibilities and benefits for eligible classifications can be found in the OPEB Technical Appendix.

### A. Teachers: At least age 55 with a minimum of 15 years of service:

The District shall provide eligible retirees with a credit amount that is to be used towards payment of medical premiums until their exhaustion or the retiree becomes eligible for group health insurance with a future employer, whichever occurs first. The credit amount is determined by years of service in the District ranging from \$38,160 for those with 15 years of service to \$47,160 for those with 30 years of service or more.

The credit can be used towards the District's medical plan or a plan outside the District. Upon exhaustion of the credit, the retiree may remain on the District's group medical plan indefinitely.

B. Administration: At least age 55 with a minimum of 12 years of administrative service in the District or no less than a total of 25 years of teaching and administrative experience in the District:

- **Hired Prior to July 1, 2004**: The District will contribute 90% of the medical premiums on behalf of the retiree for a period of 8 years.
- **Hired Between July 1, 2004 & July 1, 2005**: Eligible retirees will receive a credit amount equal to their last annual salary prior to retirement. This credit is to be used for payment of medical premiums until their exhaustion. Upon exhaustion of the credit, the retiree may remain on the District's group medical plan indefinitely.

*Note: Administrators hired on or after July 1, 2005 will receive a benefit that is to be funded during active service instead of the post-employment benefits illustrated above.*

C. Support Staff: At least age 55:

The District shall provide eligible retirees with a credit amount that is to be used towards payment of medical premiums until their exhaustion. The credit amount is determined by years of service in the District ranging from \$17,000 for those with 15 years of service to \$21,500 for those with 30 years of service or more.

The credit can be used towards the District's medical plan or a plan outside the District. Upon exhaustion of the credit, the retiree may remain on the District's group medical plan indefinitely.

*Note: The entire medical credit is paid as a lump sum upon the employee's retirement and transferred from the District's Irrevocable Trust (Fund 73) to Mid-America's HRA trust. This valuation reflects the post employment obligations of active employees yet to receive their medical credit and incorporates only the trust assets in the District's Fund 73 (not including those assets held in Mid-America's HRA trust).*

In a standard OPEB valuation, the GASB guidelines require that the OPEB be based upon the *value* of the health care benefit. Thus, when the benefits are insured, the value above the premium cost of benefits must be determined. This applies to all classifications and arises from the value of benefits in excess of the payments made by the District during the guaranteed period. This amount is determined and incorporated in the determined liability of the medical care benefit.

In addition, since GASB guidelines require the OPEB be based upon the *value* of the medical care benefit, when an individual self-pays 100% of the premium cost, the valuation also includes the difference between the premium cost and the value cost of the benefit. This is known as the Implicit Rate Subsidy.

Implicit Rate Subsidy exists when an employer's retirees and current employees are covered together as a group wherein the premium rate or premium equivalent rate paid



by the retirees may be lower than they would be if the retirees were rated separately. The final GASB Statements declare that even if the retirees pay 100% of the premium, without a contribution from the employer, the employer is required to treat the implicit rate subsidy as an OPEB liability.

Note that the implicit rate subsidy is only applied when retirees are enrolled in the District's medical plans. It is not applied, however, when retirees participate in the District's dental plan. Furthermore, when an individual becomes Medicare-eligible, their premium rates are adjusted, such that these adjusted rates represent the expected cost of coverage, and no implicit rate subsidy is calculated.

Of eligible Administrators hired between July 1, 2004 and July 1, 2005 and Teachers who are currently electing coverage on the District's group health plan, 60% were assumed to use their medical credit to remain on the District's plan. Further, one half of these individuals (i.e., 30%) were assumed to remain on the District's plan upon exhaustion of their credit by self-paying the full amount (100%) of the premium until Medicare eligibility. Similarly, for eligible Support Staff who are currently electing coverage, 30% were assumed to use their credit to remain on the District's plan and one half of these individuals (i.e., 15%) were assumed to remain on the plan until Medicare eligibility upon exhaustion of their credit.

Additionally, 20% of Administrators hired after July 1, 2005 and currently electing coverage were assumed to continue to participate in the District's group medical plan in retirement for 18 months at the Single coverage level. The resulting liability on behalf of the above assumptions was valued and included in this valuation.

### **Sick Leave Benefit**

Unused sick leave accumulated upon the retirement, up to a maximum of 108 days for Teachers and 96 days for Support Staff, will be converted at the rate of \$60 per day. These monies are to be added to the retiree's medical credit and can be used towards the District's medical plan or a plan outside the District.

According to GASB guidelines, only the implicit rate subsidy incurred from use of the converted sick leave monies towards continued medical coverage is considered and should be account for as an OPEB. The sick days themselves, whether paid out in cash or applied towards continued medical coverage are considered termination payments and should be accounted for as a compensated absence under GASB Statement 16.

The additional Implicit Rate Subsidy resulting from use of the sick leave benefit for continued medical coverage under the District's medical plan was calculated and included in this valuation. However, the explicit cost from the sick leave benefit itself was not calculated nor included in this valuation.

### **Actively-Funded Benefit**

For Administrators hired on or after July 1, 2005, the District provides a non-elective 403(b) contribution of \$2,000 following each completed school year of service to the District. In addition, the District will match 100% up to the first \$2,000 the employees contribute each year into a 403(b) account.

These benefits are funded into an irrevocable account designated for the identified employees each year in the year earned. Thus, such benefits are considered to be accounted for as actively-funded benefits and were not included in this post-employment valuation.

### **Supplemental Pension (Stipend) Benefit**

Certain active employees are eligible for a stipend (cash or cash-equivalent) benefit upon retirement. GASB has identified such post-employment benefits as a pension benefit rather than an OPEB. Valuation of stipend benefits was performed and is provided in a separate report.

### **Actuarial Determined Contribution (ADC)**

Since this valuation is based upon a measurement period 12 months prior to the reporting period, the ADC shown in Table VII was determined in the prior valuation using a 30-year amortization period and the level dollar amortization method.

An amortization schedule is provided based upon the District's Net OPEB Liability measured as of June 30, 2018 so that the District is able to direct the amortization period and method to use in future reporting periods ending June 30, 2019 and June 30, 2020.

Level Dollar Amortization Method – The amount to be amortized is divided into equal dollar amounts to be paid over a given number of years; part of each payment is interest and part is principal (similar to a mortgage payment on a building). Since payroll can be expected to increase as a result of inflation, level dollar payments generally represent a decreasing percentage of the payroll over time.

Level Percent Amortization Method – Amortization payments are calculated so that they increase at a constant percentage over a given number of years. The dollar amount of the payments generally will increase over time due to inflation; however, the percentage increases in these payments can be expected to remain level.

### **District OPEB Liability**

Based upon the actuarial assumptions and projections described herein as determined by the census, benefit and premium data provided by the District, the OPEB liabilities measured as of June 30, 2018 are as follows:

<b>Other Post Employment Liability</b>	
1 Total OPEB Liability (TOL)	\$ 4,708,920
2 Fiduciary Net Position (FNP)	\$ 3,282,886
3 Net OPEB Liability (NOL)	\$ 1,426,034

Detailed calculations for the above results can be found in the OPEB Tables.

### **Deferred Inflow and Outflow of Resources**

The Plan's benefit terms have changed since the prior valuation, therefore a change in benefit terms was calculated that resulted in an increase in the Total OPEB Liability.

Specifically, the credit amounts for Support Staff increased as well as their accumulated unused sick leave conversion rate.

Differences between expected and actual experience resulted in an increase in the Total OPEB Liability. Changes of assumptions or other inputs also resulted in an increase in the Total OPEB Liability. These changes included an updated assumed discount rate, updated age-graded factors used to determine Implicit Rate Subsidy, participation assumption changes, and an additional retiree self-pay assumption. The increase in deferred outflow of resources from these two sources is to be recognized over the average of the expected remaining service lives of active and inactive plan members. The Plan has an average expected remaining service life of 13 years.

The net difference between projected and actual earnings on OPEB plan investments resulted in an actuarial loss due to earnings being less than expected. This loss is to be recognized as an outflow of resources over a 5-year period.

District contributions subsequent to the measurement date will be recognized as a deferred outflow of resources and a reduction in the Net OPEB Liability in the year ended June 30, 2019. Other amounts reported as deferred inflows and outflows will be recognized in the OPEB expense according to Table V.

### **Discussion of Valuation Methods and Assumptions**

The valuation was based upon the data provided by the District. In performing this study, we utilized the premium rate history of the District's medical plan as well as the trends used in the prior valuation and projected a stream of expected premium rates for each year in the future based on the data as of June 30, 2018.

New GASB guidelines require that actuarial valuations of OPEB benefits use the entry-age normal actuarial method in the future. Since this OPEB valuation is based upon compliance with GASB Statement 75, this valuation was performed using the entry-age normal actuarial method for OPEB.

The valuation date and measurement date are June 30, 2018. This valuation is eligible for reporting periods ending June 30, 2019 and June 30, 2020, though the accompanying exhibits are only valid for the reporting period ending June 30, 2019.

Actuarial assumptions are based upon an experience study conducted in 2015 using Wisconsin Retirement System (WRS) experience from 2012-2014. The projection of cash flows used to determine the single discount rate assumed that employer contributions will be made at rates equal to the actuarially determined contribution rates. Based on these assumptions, the OPEB plan's fiduciary net position was projected to be available to make all projected future benefit payments of current plan members. Therefore, the long-term expected rate of return on OPEB plan investments was applied to all periods of projected benefit payments to determine the total OPEB liability. The assumptions are detailed in the OPEB Technical Appendix.

A discount rate of 3.75% was used in calculating the District's OPEB liabilities (based upon all projected payments discounted at a long-term expected rate of return of 3.75%).

Please note that KBC does not provide legal advice. The scope of the project is clearly defined in our proposal and does not include commentary or accountability for whether

such benefits and eligibilities comply with state, federal or other required guidelines. The government entity is responsible for assuring that the benefits it provides are in compliance with all current regulations.

**Pay-As-You-Go (Table IX)**

GASB requires all public entities to identify and include their post-employment liability in their financial statements. However, at this time GASB does not require any public entity to fund this liability. Since many districts currently provide for post-employment benefits on a pay-as-you-go basis, we have included OPEB Table IX. This table illustrates, based upon the assumptions used in this valuation, the District's annual liability for retiree medical benefits on a pay-as-you-go basis.

The projections illustrated in OPEB Table IX are for illustrative purposes and pertain only to the OPEB liabilities incurred from those eligible active and retired employees of the District as of June 30, 2018. In other words, it is based upon a closed valuation, such that no new hires are assumed to replace those future retirees expected to receive benefits as noted. The valuation is based upon numerous assumptions as detailed in the technical appendix. Due to these assumptions, the likelihood of actual costs equaling the stated projections decreases for each year projecting further into the future.

# OPEB Tables

## OPEB Table I

**Medford Area Public School District**  
Projection of Total OPEB Liability

		Discount Rate		
		Baseline - 1%	Baseline	Baseline + 1%
<b>Total OPEB liability</b>	<b>6/30/2017</b>	<b>\$ 3,471,280</b>	<b>\$ 3,315,200</b>	<b>\$ 3,161,390</b>
<b>Service cost</b>		217,368	188,401	162,738
<b>Interest</b>		86,920	115,718	141,281
<b>Benefit Payments</b>		(206,345)	(206,345)	(206,345)
<b>Changes of benefit terms</b>		265,573	258,970	252,287
<b>Differences between expected and actual experience</b>		525,438	498,057	472,002
<b>Changes of assumptions or other input</b>		598,881	538,919	483,324
<b>Total OPEB liability,</b>	<b>6/30/2018</b>	<b>\$ 4,959,115</b>	<b>\$ 4,708,920</b>	<b>\$ 4,466,677</b>

## OPEB Table II

Medford Area Public School District  
Change in Net OPEB Liability

	Increase (Decrease)		
	Total OPEB Liability (a)	Fiduciary Net Position (b)	Net OPEB Liability (a) - (b)
<b>Balances at 6/30/2017</b>	\$ 3,315,200	\$ 3,295,706	\$ 19,494
<b>Changes for the year:</b>			
Service Cost	188,401		188,401
Interest	115,718		115,718
Changes of benefit terms	258,970		258,970
Differences between expected and actual experience	498,057		498,057
Changes of assumptions or other input	538,919		538,919
Contributions - Employer		80,467	(80,467)
Net investment income		113,058	(113,058)
Benefit payments	(206,345)	(206,345)	-
Administrative expense		-	-
<b>Net Changes</b>	<b>1,393,720</b>	<b>(12,820)</b>	<b>1,406,540</b>
<b>Balances at 6/30/2018</b>	<b>\$ 4,708,920</b>	<b>\$ 3,282,886</b>	<b>\$ 1,426,034</b>

## OPEB Table III

**Medford Area Public School District**  
Sensitivity of Net OPEB Liability to Changes in Discount Rate

	<b>1% Decrease 2.75%</b>	<b>Current Discount Rate 3.75%</b>	<b>1% Increase 4.75%</b>
Total OPEB Liability	\$ 4,959,115	\$ 4,708,920	\$ 4,466,677
Fiduciary Net Position	3,282,886	3,282,886	3,282,886
Net OPEB Liability	<b>6/30/2018</b> \$ 1,676,229	<b>6/30/2018</b> \$ 1,426,034	<b>6/30/2018</b> \$ 1,183,791

## Sensitivity of Net OPEB Liability to Changes in Healthcare Cost Trend Rates

	<b>1% Decrease (6.5% decreasing to 4.0%)</b>	<b>Healthcare Cost Trend Rates (7.5% decreasing to 5.0%)</b>	<b>1% Increase (8.5% decreasing to 6.0%)</b>
Total OPEB Liability	\$ 4,528,921	\$ 4,708,920	\$ 4,917,235
Fiduciary Net Position	3,282,886	3,282,886	3,282,886
Net OPEB Liability	<b>6/30/2018</b> \$ 1,246,035	<b>6/30/2018</b> \$ 1,426,034	<b>6/30/2018</b> \$ 1,634,349



## OPEB Table IV

**Medford Area Public School District**  
Schedule of Changes in Net OPEB Liability and Related Ratios

	<u>2018</u>	<u>2017</u>	<u>2016</u>
<b><u>Total OPEB Liability</u></b>			
Service Cost	\$ 188,401	\$ 202,459	\$ 202,459
Interest	115,718	106,738	112,868
Changes of benefit terms	258,970	-	-
Differences between expected and actual experience	498,057	-	-
Changes of assumptions or other input	538,919	(77,829)	-
Benefit payments	(206,345)	(745,772)	(293,519)
<b>Net change in total OPEB liability</b>	<b>\$ 1,393,720</b>	<b>\$ (514,404)</b>	<b>\$ 21,808</b>
<b>Total OPEB liability - beginning</b>	<b>3,315,200</b>	<b>3,829,604</b>	<b>3,807,796</b>
<b>Total OPEB liability - ending (a)</b>	<b>\$ 4,708,920</b>	<b>\$ 3,315,200</b>	<b>\$ 3,829,604</b>
<b><u>Fiduciary Net Position</u></b>			
Contributions - Employer	\$ 80,467	\$ 50,267	\$ 22,774
Net investment income	113,058	204,445	50,997
Benefit payments	(206,345)	(745,772)	(293,519)
Administrative expense	-	-	-
<b>Net change in fiduciary net position</b>	<b>\$ (12,820)</b>	<b>\$ (491,060)</b>	<b>\$ (219,748)</b>
<b>Fiduciary net position - beginning</b>	<b>3,295,706</b>	<b>3,786,766</b>	<b>4,006,514</b>
<b>Fiduciary net position - ending (b)</b>	<b>\$ 3,282,886</b>	<b>\$ 3,295,706</b>	<b>\$ 3,786,766</b>
<b><u>Net OPEB Liability</u></b>			
<b>Net OPEB liability -- ending (a) - (b)</b>	<b>\$ 1,426,034</b>	<b>\$ 19,494</b>	<b>\$ 42,838</b>
<b>Fiduciary net position as a percentage of the total OPEB liability</b>	<b>69.72%</b>	<b>99.41%</b>	<b>98.88%</b>
<b>Covered payroll</b>	<b>\$ 14,447,870</b>	<b>\$ 11,656,266</b>	<b>\$ 11,656,266</b>
<b>Net OPEB liability as a percentage of covered payroll</b>	<b>9.87%</b>	<b>0.17%</b>	<b>0.37%</b>

## OPEB Table V

**Medford Area Public School District**  
 Schedule of Collective Deferred Inflows and Outflows

Gain/Loss	Deferred Outflows of Resources	Deferred Inflows of Resources
Differences between expected and actual experience	\$ 459,745	\$ -
Changes of assumptions or other input	497,464	64,857
Net difference between projected and actual earnings on OPEB plan investments	-	54,228
District contributions subsequent to the measurement date	TBD	-
<b>Total</b>	<b>\$ 957,209</b>	<b>\$ 119,085</b>

Deferred outflows of resources related to OPEB resulting from District contributions subsequent to the measurement date will be recognized as a reduction of the net OPEB liability in the year ended June 30, 2019. Other amounts reported as deferred outflows and deferred inflows of resources related to OPEB will be recognized in OPEB expense as follows:

**Year ended June 30:**

2019	\$ 54,660
2020	54,660
2021	54,660
2022	74,916
2023	73,281
Thereafter	525,947

## OPEB Table VI

**Medford Area Public School District**  
Calculation of Collective OPEB Expense

Change in Net OPEB Liability	\$	1,406,540
(Increase)/Decrease in Deferred Outflows		(892,352)
Increase/(Decrease) in Deferred Inflows		(98,135)
Contributions - Employer		80,467
<b>OPEB Expense</b>	<b>\$</b>	<b>496,520</b>
<hr/>		
<b>Operating Expenses</b>		
Service Cost	\$	188,401
Contributions - Employee		-
Administrative expenses		-
<b>Total (a)</b>	<b>\$</b>	<b>188,401</b>
<b>Financing Expenses</b>		
Interest	\$	115,718
Expected return on assets		(121,229)
<b>Total (b)</b>	<b>\$</b>	<b>(5,511)</b>
<b>Changes</b>		
Benefit changes	\$	258,970
Recognition of assumption changes		34,969
Recognition of experience gains and losses		38,312
Recognition of investment gains and losses		(18,621)
<b>Total (c)</b>	<b>\$</b>	<b>313,630</b>
<b>OPEB Expense (a + b + c)</b>	<b>\$</b>	<b>496,520</b>
<b>OPEB Expense as % of Payroll</b>		<b>3.44%</b>

## OPEB Table VII

**Medford Area Public School District**  
 Schedule of Employer Contributions  
 Last 10 Fiscal Years

	<b>2018</b>	<b>2017</b>	<b>2016</b>
Actuarially Determined Contribution (ADC)	\$ 210,718	\$ 210,718	\$ 44,470
Contributions in Relation to the ADC	80,467	50,267	22,774
Contribution Deficiency/(Excess)	\$ 130,251	\$ 160,451	\$ 21,696
Covered-Employee Payroll	\$ 14,447,870	\$ 11,656,266	\$ 11,656,266
Contributions as a percentage of Covered-Employee Payroll	0.56%	0.43%	0.20%

**Key Methods and Assumption Used to Calculate ADC**

Actuarial cost method	Entry Age Normal	Entry Age Normal
Asset valuation method	Market Value	Market Value
Amortization method	30 year Level \$	30 year Level \$
Discount rate	3.00%	5.50%
Inflation	2.50%	3.00%

## OPEB Table VIII

## Medford Area Public School District

The major assumptions and methods used in this valuation are as follows:

<b>1</b>	Valuation Date	June 30, 2018
<b>2</b>	Measurement Date	June 30, 2018
<b>3</b>	Reporting Date	June 30, 2019
<b>4</b>	Actuarial Cost Method	Entry Age Normal (level percent of salary)
<b>5</b>	Medical Care Trend	7.50% decreasing by 0.50% per year down to 6.50%, then by 0.10% per year down to 5.0%, and level thereafter
<b>6</b>	Discount Rate*	3.75% (based upon all years of projected payments discounted at a 3.75% long-term expected rate of return)
<b>7</b>	Actuarial Assumptions	Based on an experience study conducted in 2015 using Wisconsin Retirement System (WRS) experience from 2012-14.
<b>8</b>	Mortality Assumptions	Wisconsin 2012 Mortality Table adjusted for future mortality improvements using the MP-2015 fully generated improvement scale (multiplied 50%)

\* Implicit in this rate is an assumed rate of inflation of 2.50%

OPEB Table IX  
 Medford Area Public School District  
 Pay As You Go  
 Projection of OPEB (30 Year Projection)

A	B	C	D	E	F
Fiscal Year Beginning	Retiree Plan Premiums	District Benefit Payments	District OPEB Liability (C + E)	Implicit Rate Subsidy	Cost → Value
2018	\$ 144,794	\$ 229,286	\$ 292,376	\$ 63,090	1.4357
2019	161,059	304,606	378,029	73,422	1.4559
2020	190,558	310,724	395,724	85,000	1.4461
2021	212,778	308,181	399,967	91,786	1.4314
2022	243,994	307,886	413,673	105,787	1.4336
2023	264,212	308,862	424,087	115,225	
2024	275,261	311,970	427,546	115,576	
2025	302,996	355,214	486,391	131,177	
2026	322,244	385,849	528,136	142,287	
2027	343,804	362,771	520,876	158,105	
2028	330,017	298,430	452,723	154,294	
2029	317,026	279,915	424,217	144,302	
2030	307,217	302,310	445,175	142,866	
2031	268,409	303,688	427,342	123,654	
2032	294,804	336,122	474,292	138,170	
2033	311,036	346,464	491,009	144,545	
2034	296,612	308,403	438,781	130,377	
2035	328,421	291,576	435,206	143,630	
2036	357,612	293,439	446,607	153,168	
2037	409,075	283,068	455,964	172,896	
2038	435,417	275,601	465,331	189,730	
2039	446,118	287,925	488,211	200,286	
2040	480,221	246,998	474,466	227,468	
2041	473,878	278,855	504,569	225,714	
2042	470,172	254,981	478,632	223,651	
2043	496,513	265,057	493,253	228,196	
2044	487,396	250,181	468,084	217,903	
2045	505,184	246,221	468,951	222,730	
2046	583,486	253,699	513,825	260,126	
2047	588,103	240,680	509,339	268,659	

## OPEB Table X

**Medford Area Public School District**  
Active Employees as of June 30, 2018

Age	Years of Service								Total		
	0 - 4	5 - 9	10 - 14	15 - 19	20 - 24	25 - 29	30 - 34	35 or more			
Under 20	-	-	-	-	-	-	-	-	-	-	
20 - 24	13	-	-	-	-	-	-	-	-	13	
25 - 29	31	2	-	-	-	-	-	-	-	33	
30 - 34	34	11	3	-	-	-	-	-	-	48	<b>Averages:</b>
35 - 39	18	10	12	1	-	-	-	-	-	41	<b>Age: 43.1</b>
40 - 44	17	6	5	12	-	-	-	-	-	40	<b>Service: 10.5</b>
45 - 49	10	3	5	4	11	7	-	-	-	40	
50 - 54	8	1	3	6	8	12	7	-	-	45	
55 - 59	9	3	5	4	4	6	6	-	-	37	
60 - 64	1	4	2	1	7	2	1	1	-	19	
65 and over	-	-	1	-	2	2	-	-	-	5	
<b>Total</b>	<b>141</b>	<b>40</b>	<b>36</b>	<b>28</b>	<b>32</b>	<b>29</b>	<b>14</b>	<b>1</b>	<b>1</b>	<b>321</b>	

## OPEB Table XI

**Medford Area Public School District**  
All Members by Medical Coverage as of June 30, 2018

	Actives					Retirees			
	Single	Family	Waived	None	Total	Single	Family	Waived	Total
<i>Administrators</i>	3	10	-	-	<b>13</b>	1	-	-	<b>1</b>
<i>Teachers</i>	26	145	34	-	<b>205</b>	6	4	2	<b>12</b>
<i>Support Staff</i>	16	52	30	5	<b>103</b>	1	-	8	<b>9</b>
<b>Totals</b>	<b>45</b>	<b>207</b>	<b>64</b>	<b>5</b>	<b>321</b>	<b>8</b>	<b>4</b>	<b>10</b>	<b>22</b>



## OPEB Table XII

Medford Area Public School District  
Members by Eligibility as of June 30, 2018

	Actives			Retirees
	Fully Eligible	Not Fully Eligible	Total Eligible	Total Eligible
<i>Administrators</i>	2	11	13	1
<i>Teachers</i>	15	190	205	12
<i>Support Staff</i>	20	78	98	9
<b>Totals</b>	<b>37</b>	<b>279</b>	<b>316</b>	<b>22</b>

Full Eligibility is met if, as of June 30, 2018, the member has met the age and service requirements as stated in the plan provisions

# OPEB Technical Appendix

## Medford Area Public School District Post-Employment Benefit Summary

### Current retirees:

Benefits are fully-funded via an irrevocable HRA account. Thus, the OPEB benefit for current retirees is limited to ***implicit rate subsidy only***.

### **Teachers**

Eligibility	OPEB										
At least age 55 with a minimum of 15 years of service in the District	<p><b>Medical Credit:</b> The District shall contribute 100% of the applicable retiree's medical premiums until the amount defined below is exhausted or the retiree becomes eligible for group health insurance with a future employer, whichever occurs first.</p> <table border="1" style="margin-left: auto; margin-right: auto;"> <thead> <tr> <th style="text-align: center;">Years of Service</th> <th style="text-align: center;">Credit Amount</th> </tr> </thead> <tbody> <tr> <td style="text-align: center;">15 - 19</td> <td style="text-align: center;">\$38,160</td> </tr> <tr> <td style="text-align: center;">20 - 24</td> <td style="text-align: center;">\$40,160</td> </tr> <tr> <td style="text-align: center;">25 - 29</td> <td style="text-align: center;">\$42,160</td> </tr> <tr> <td style="text-align: center;">30 or more</td> <td style="text-align: center;">\$47,160</td> </tr> </tbody> </table> <p>The credit can be used towards the District's medical plan or a plan outside the District. Upon exhaustion of the credit, the retiree may remain on the District's group medical plan indefinitely.</p> <p><b>Sick Leave Conversion Benefit (<i>Implicit Rate Subsidy Only</i>):</b> Unused sick leave accumulated upon the retirement, up to a maximum of 108 days, will be converted at the rate of \$60 per day. These monies are to be added to the retiree's credit.</p> <p>In the event of the retiree's death prior to the exhaustion of their benefit, the surviving spouse will be entitled to any remaining portions.</p>	Years of Service	Credit Amount	15 - 19	\$38,160	20 - 24	\$40,160	25 - 29	\$42,160	30 or more	\$47,160
Years of Service	Credit Amount										
15 - 19	\$38,160										
20 - 24	\$40,160										
25 - 29	\$42,160										
30 or more	\$47,160										

### **Administration**

Eligibility	OPEB
At least age 55 with a minimum of 12 years of administrative service in the District or no less than a total of 25 years of teaching and administrative experience in the District	<b><i>Hired Prior to July 1, 2004</i></b>
	<p><b>Medical Insurance:</b> The District will contribute 90% of the medical premiums on behalf of the retiree for a period of 8 years based on the current yearly rate. <b>Note:</b> "yearly rate" refers to 90% of the rates that are current for that year. The contribution amount may change each 12 months.</p> <p>In the event of the retiree's death prior to the exhaustion of their benefit, the surviving spouse will be entitled to any remaining portions.</p>
	<b><i>Hired Between July 1, 2004 &amp; July 1, 2005</i></b>
	<p><b>Medical Credit:</b> Eligible retirees will receive a credit amount equal to their last annual salary prior to retirement. The credit can be used towards the District's medical plan or a plan outside the District until exhaustion. Upon exhaustion of the credit, the retiree may remain on the District's group medical plan indefinitely.</p> <p>In the event of the retiree's death prior to the exhaustion of their benefit, the surviving spouse will be entitled to any remaining portions.</p>

*Administration Cont'd*

<b>Hired on or after July 1, 2005</b>	
<b>Eligibility</b>	<b>Actively-Funded Benefit</b>
Funded during active years of service	<p>Eligible Administrators shall receive benefits funded during active years of service instead of the post-employment benefits illustrated above.</p> <p><u>403(b) Contributions:</u> The District provides Administrators with \$2,000 into an 403(b) upon each year of completed service in the District.</p> <p><u>403(b) Match:</u> The District will match 100% up to the first \$2,000 contributed each year.</p> <p><i>The benefit is funded during active years of service in the year it is earned and earmarked by employee. Therefore, the actively-funded benefit is not included in the post-employment valuation.</i></p>
<b>Eligibility</b>	<b>Non-OPEB: Supplemental Pension</b>
At least age 55 with a minimum of 12 years of administrative service in the District or no less than a total of 25 years of teaching and administrative experience in the District	<p><u>403(b) Contribution:</u> Upon retirement the District shall make a one-time contribution into a retirees 403(b) in the amount of \$10,000</p>

**Support Staff**

Eligibility	OPEB										
At least age 55	<p><b>Medical Credit:</b> The District shall contribute 100% of the applicable retiree's medical premiums until the amount defined below is exhausted.</p> <table border="1" data-bbox="662 394 1263 562"> <thead> <tr> <th>Years of Service</th> <th>Credit Amount</th> </tr> </thead> <tbody> <tr> <td>15</td> <td>\$ 17,000</td> </tr> <tr> <td>20</td> <td>\$ 18,000</td> </tr> <tr> <td>25</td> <td>\$ 19,000</td> </tr> <tr> <td>30</td> <td>\$ 21,500</td> </tr> </tbody> </table> <p>The credit can be used towards the District's medical plan or a plan outside the District. Upon exhaustion of the credit, the retiree may remain on the District's group medical plan indefinitely.</p> <p><b>Note:</b> For 9, 10, 11 month employees, the retirement benefit will be prorated. Proration is as follows: 9 month employees 75% and 11 month employees 91.7%</p> <p><b>Sick Leave Conversion Benefit (Implicit Rate Subsidy Only):</b> Unused sick leave accumulated upon the retirement, up to a maximum of 96 days, will be converted at the rate of \$60 per day. These monies are to be added to the retiree's credit.</p> <p>In the event of the retiree's death prior to the exhaustion of their benefit, the surviving spouse will be entitled to any remaining portions until exhaustion or death of the surviving spouse, whichever occurs first.</p>	Years of Service	Credit Amount	15	\$ 17,000	20	\$ 18,000	25	\$ 19,000	30	\$ 21,500
Years of Service	Credit Amount										
15	\$ 17,000										
20	\$ 18,000										
25	\$ 19,000										
30	\$ 21,500										

**Notes:**

- Support Staff includes: Assistants, AV Technicians, Bus Drivers, Cooks, Custodians, Secretaries and Specialists.
- A retiree's benefits may be combined with those of their spouse if both support staff are employed by the District.
- The retiree may choose to delay the receipt of the benefit described above; however, delay of the benefit will not affect the amount provided to the retiree.

**Notes:**

- The Sick Leave Benefit is not an OPEB benefit, but a compensated absence under GASB 16. However, the resulting implicit rate subsidy, when applicable, from use of such funds to remain on the District's medical plan should be accounted for as an OPEB.
- The entire medical credit is paid as a lump sum upon the employee's retirement and transferred from the District's Irrevocable Trust (Fund 73) to Mid-America's HRA trust. This valuation reflects the post employment obligations of active employees yet to receive their medical credit and incorporates only the trust assets in the District's Fund 73 (not including those assets held in Mid-America's HRA trust).
- The District has a high deductible health plan (\$6,450 single/ \$12,900 family) and provides HSA contributions to active employees in the amount of \$3,000 single/ \$6,500 family. Retirees are not eligible for these HSA contributions.

**OPEB Actuarial Assumptions**

1. Valuation Date	June 30, 2018
2. Measurement Date	June 30, 2018
3. Reporting Date	June 30, 2019
4. Actuarial Cost Method	<u>Entry Age Normal – Level % of Salary</u> : Under this method, the actuarial present value of the projected benefits of each individual included in an actuarial valuation is allocated on a level basis over the earnings of the individual between entry age and assumed exit age(s). The normal cost is equal to the valuation salary multiplied by the present value of benefits divided by the present value of future salaries, measured as of the date of hire. The accrued liability is equal to the present value of projected benefits minus the present value of future normal costs, measured as of the valuation date.
5. Interest Rate	Discount rate for valuing liabilities – 3.75% Interest rate on plan assets – 3.75%  Implicit in these rates is a 2.50% assumed rate of inflation
6. Asset Valuation Method	Market Value
7. Average of Expected Remaining Service Lives	13 years

8. Retirement Rates	<i>Early Retirement</i>		
	<u>Age</u>	<u>Male</u>	<u>Female</u>
	55	13.0%	12.0%
	56	13.0	12.0
	57	12.0	12.0
	58	13.0	12.0
	59	14.0	13.0
	60	14.0	17.0
	61	15.0	17.0
	62	21.0	23.0
	63	21.0	23.0
	64	21.0	23.0
	65	100.0	100.0
	<i>Regular Retirement (30 or more years of service)</i>		
	<u>Age</u>	<u>Male</u>	<u>Female</u>
	57	36.0%	28.0%
	58	31.0	28.0
	59	24.0	28.0
	60	30.0	28.0
	61	28.0	28.0
	62	37.0	36.0
	63	32.0	30.0
	64	27.0	27.0
	65	100.0	100.0
	No employees are assumed to retire prior to becoming eligible for benefits		

9. Mortality Rates	<p>Mortality rates at sample ages in 2017:</p> <table border="1"> <thead> <tr> <th><u>Age</u></th> <th><u>Male</u></th> <th><u>Female</u></th> </tr> </thead> <tbody> <tr><td>20</td><td>0.000132</td><td>0.000077</td></tr> <tr><td>25</td><td>0.000159</td><td>0.000085</td></tr> <tr><td>30</td><td>0.000201</td><td>0.000117</td></tr> <tr><td>35</td><td>0.000353</td><td>0.000210</td></tr> <tr><td>40</td><td>0.000474</td><td>0.000295</td></tr> <tr><td>45</td><td>0.000624</td><td>0.000457</td></tr> <tr><td>50</td><td>0.000842</td><td>0.000679</td></tr> <tr><td>55</td><td>0.001982</td><td>0.001216</td></tr> <tr><td>60</td><td>0.002834</td><td>0.001745</td></tr> <tr><td>65</td><td>0.004315</td><td>0.002648</td></tr> <tr><td>70</td><td>0.007097</td><td>0.004478</td></tr> <tr><td>75</td><td>0.012059</td><td>0.008133</td></tr> <tr><td>80</td><td>0.022187</td><td>0.015248</td></tr> </tbody> </table> <p>Wisconsin 2012 Mortality Table adjusted for future mortality improvements using the MP-2015 fully generated improvement scale (multiplied 50%).</p>	<u>Age</u>	<u>Male</u>	<u>Female</u>	20	0.000132	0.000077	25	0.000159	0.000085	30	0.000201	0.000117	35	0.000353	0.000210	40	0.000474	0.000295	45	0.000624	0.000457	50	0.000842	0.000679	55	0.001982	0.001216	60	0.002834	0.001745	65	0.004315	0.002648	70	0.007097	0.004478	75	0.012059	0.008133	80	0.022187	0.015248																																		
<u>Age</u>	<u>Male</u>	<u>Female</u>																																																																											
20	0.000132	0.000077																																																																											
25	0.000159	0.000085																																																																											
30	0.000201	0.000117																																																																											
35	0.000353	0.000210																																																																											
40	0.000474	0.000295																																																																											
45	0.000624	0.000457																																																																											
50	0.000842	0.000679																																																																											
55	0.001982	0.001216																																																																											
60	0.002834	0.001745																																																																											
65	0.004315	0.002648																																																																											
70	0.007097	0.004478																																																																											
75	0.012059	0.008133																																																																											
80	0.022187	0.015248																																																																											
10. Separation Rates	<p>Select and ultimate termination rates at sample ages and years of service are shown below:</p> <table border="1"> <thead> <tr> <th><u>Age</u></th> <th><u>Service</u></th> <th><u>Male</u></th> <th><u>Female</u></th> </tr> </thead> <tbody> <tr><td></td><td>0</td><td>18.3%</td><td>16.0%</td></tr> <tr><td></td><td>1</td><td>11.0</td><td>10.8</td></tr> <tr><td></td><td>2</td><td>7.8</td><td>7.7</td></tr> <tr><td></td><td>3</td><td>5.9</td><td>5.8</td></tr> <tr><td></td><td>4</td><td>4.9</td><td>5.0</td></tr> <tr><td></td><td>5</td><td>3.6</td><td>4.3</td></tr> <tr><td></td><td>6</td><td>3.2</td><td>3.8</td></tr> <tr><td></td><td>7</td><td>2.6</td><td>3.4</td></tr> <tr><td></td><td>8</td><td>2.6</td><td>2.8</td></tr> <tr><td></td><td>9</td><td>2.4</td><td>2.5</td></tr> <tr><td>25</td><td>10 or More</td><td>1.3</td><td>2.2</td></tr> <tr><td>30</td><td></td><td>1.3</td><td>1.9</td></tr> <tr><td>35</td><td></td><td>1.3</td><td>1.6</td></tr> <tr><td>40</td><td></td><td>1.3</td><td>1.3</td></tr> <tr><td>45</td><td></td><td>1.3</td><td>1.1</td></tr> <tr><td>50</td><td></td><td>1.3</td><td>1.0</td></tr> <tr><td>55</td><td></td><td>1.3</td><td>1.0</td></tr> <tr><td>60</td><td></td><td>1.3</td><td>1.0</td></tr> </tbody> </table> <p>No separation rates are assumed after eligibility for retirement</p>	<u>Age</u>	<u>Service</u>	<u>Male</u>	<u>Female</u>		0	18.3%	16.0%		1	11.0	10.8		2	7.8	7.7		3	5.9	5.8		4	4.9	5.0		5	3.6	4.3		6	3.2	3.8		7	2.6	3.4		8	2.6	2.8		9	2.4	2.5	25	10 or More	1.3	2.2	30		1.3	1.9	35		1.3	1.6	40		1.3	1.3	45		1.3	1.1	50		1.3	1.0	55		1.3	1.0	60		1.3	1.0
<u>Age</u>	<u>Service</u>	<u>Male</u>	<u>Female</u>																																																																										
	0	18.3%	16.0%																																																																										
	1	11.0	10.8																																																																										
	2	7.8	7.7																																																																										
	3	5.9	5.8																																																																										
	4	4.9	5.0																																																																										
	5	3.6	4.3																																																																										
	6	3.2	3.8																																																																										
	7	2.6	3.4																																																																										
	8	2.6	2.8																																																																										
	9	2.4	2.5																																																																										
25	10 or More	1.3	2.2																																																																										
30		1.3	1.9																																																																										
35		1.3	1.6																																																																										
40		1.3	1.3																																																																										
45		1.3	1.1																																																																										
50		1.3	1.0																																																																										
55		1.3	1.0																																																																										
60		1.3	1.0																																																																										



<p>11. Disablement Rates</p>	<p>Active participant disability rates at sample ages:</p> <table border="1"> <thead> <tr> <th><u>Age</u></th> <th><u>Male</u></th> <th><u>Female</u></th> </tr> </thead> <tbody> <tr><td>20</td><td>0.01%</td><td>0.01%</td></tr> <tr><td>25</td><td>0.01</td><td>0.01</td></tr> <tr><td>30</td><td>0.01</td><td>0.01</td></tr> <tr><td>35</td><td>0.01</td><td>0.01</td></tr> <tr><td>40</td><td>0.01</td><td>0.02</td></tr> <tr><td>45</td><td>0.03</td><td>0.05</td></tr> <tr><td>50</td><td>0.08</td><td>0.10</td></tr> <tr><td>55</td><td>0.16</td><td>0.14</td></tr> <tr><td>60</td><td>0.26</td><td>0.21</td></tr> </tbody> </table>	<u>Age</u>	<u>Male</u>	<u>Female</u>	20	0.01%	0.01%	25	0.01	0.01	30	0.01	0.01	35	0.01	0.01	40	0.01	0.02	45	0.03	0.05	50	0.08	0.10	55	0.16	0.14	60	0.26	0.21								
<u>Age</u>	<u>Male</u>	<u>Female</u>																																					
20	0.01%	0.01%																																					
25	0.01	0.01																																					
30	0.01	0.01																																					
35	0.01	0.01																																					
40	0.01	0.02																																					
45	0.03	0.05																																					
50	0.08	0.10																																					
55	0.16	0.14																																					
60	0.26	0.21																																					
<p>12. Medical Trend (Annual Increases)</p>	<table border="1"> <thead> <tr> <th><u>Year</u></th> <th><u>Medical</u></th> </tr> </thead> <tbody> <tr><td>1</td><td>7.5%</td></tr> <tr><td>2</td><td>7.0</td></tr> <tr><td>3</td><td>6.5</td></tr> <tr><td>4</td><td>6.4</td></tr> <tr><td>5</td><td>6.3</td></tr> <tr><td>6</td><td>6.2</td></tr> <tr><td>7</td><td>6.1</td></tr> <tr><td>8</td><td>6.0</td></tr> <tr><td>9</td><td>5.9</td></tr> <tr><td>10</td><td>5.8</td></tr> <tr><td>11</td><td>5.7</td></tr> <tr><td>12</td><td>5.6</td></tr> <tr><td>13</td><td>5.5</td></tr> <tr><td>14</td><td>5.4</td></tr> <tr><td>15</td><td>5.3</td></tr> <tr><td>16</td><td>5.2</td></tr> <tr><td>17</td><td>5.1</td></tr> <tr><td>18 &amp; Over</td><td>5.0</td></tr> </tbody> </table>	<u>Year</u>	<u>Medical</u>	1	7.5%	2	7.0	3	6.5	4	6.4	5	6.3	6	6.2	7	6.1	8	6.0	9	5.9	10	5.8	11	5.7	12	5.6	13	5.5	14	5.4	15	5.3	16	5.2	17	5.1	18 & Over	5.0
<u>Year</u>	<u>Medical</u>																																						
1	7.5%																																						
2	7.0																																						
3	6.5																																						
4	6.4																																						
5	6.3																																						
6	6.2																																						
7	6.1																																						
8	6.0																																						
9	5.9																																						
10	5.8																																						
11	5.7																																						
12	5.6																																						
13	5.5																																						
14	5.4																																						
15	5.3																																						
16	5.2																																						
17	5.1																																						
18 & Over	5.0																																						

<p>13. Salary Merit Scale (Annual Increases)</p>	<table border="0" style="margin-left: auto; margin-right: auto;"> <thead> <tr> <th style="text-align: center;"><u>Service</u></th> <th style="text-align: center;"><u>Increase</u></th> </tr> </thead> <tbody> <tr><td style="text-align: center;">1</td><td style="text-align: center;">5.6%</td></tr> <tr><td style="text-align: center;">2</td><td style="text-align: center;">5.6</td></tr> <tr><td style="text-align: center;">3</td><td style="text-align: center;">5.2</td></tr> <tr><td style="text-align: center;">4</td><td style="text-align: center;">4.7</td></tr> <tr><td style="text-align: center;">5</td><td style="text-align: center;">4.3</td></tr> <tr><td style="text-align: center;">10</td><td style="text-align: center;">2.6</td></tr> <tr><td style="text-align: center;">15</td><td style="text-align: center;">1.4</td></tr> <tr><td style="text-align: center;">20</td><td style="text-align: center;">0.6</td></tr> <tr><td style="text-align: center;">25</td><td style="text-align: center;">0.3</td></tr> <tr><td style="text-align: center;">30</td><td style="text-align: center;">0.2</td></tr> </tbody> </table> <p>The assumed salary inflation of 3.0% per year is added to these merit increases to get the total assumed increase in salary</p>	<u>Service</u>	<u>Increase</u>	1	5.6%	2	5.6	3	5.2	4	4.7	5	4.3	10	2.6	15	1.4	20	0.6	25	0.3	30	0.2					
<u>Service</u>	<u>Increase</u>																											
1	5.6%																											
2	5.6																											
3	5.2																											
4	4.7																											
5	4.3																											
10	2.6																											
15	1.4																											
20	0.6																											
25	0.3																											
30	0.2																											
<p>14. Age Related Health Care Cost</p>	<p>2019 monthly medical premium rates under the District's plan were:</p> <table border="0" style="margin-left: auto; margin-right: auto;"> <thead> <tr> <th style="text-align: center;">Plan</th> <th colspan="2" style="text-align: center;">Coverage</th> </tr> <tr> <th></th> <th style="text-align: center;">Single</th> <th style="text-align: center;">Family</th> </tr> </thead> <tbody> <tr> <td style="text-align: center;">\$750/\$1,500</td> <td style="text-align: center;">\$915.47</td> <td style="text-align: center;">\$2,028.13</td> </tr> <tr> <td style="text-align: center;">\$1,500/\$3,000</td> <td style="text-align: center;">\$792.20</td> <td style="text-align: center;">\$1,775.04</td> </tr> <tr> <td style="text-align: center;">\$6,450/\$12,900</td> <td style="text-align: center;">\$536.17</td> <td style="text-align: center;">\$1,187.83</td> </tr> </tbody> </table> <p>Health care costs are assumed to increase each year of age separate from trend due to increased cost of older participants, as follows:</p> <table border="0" style="margin-left: auto; margin-right: auto;"> <thead> <tr> <th style="text-align: center;"><u>Age</u></th> <th style="text-align: center;"><u>Rate</u></th> </tr> </thead> <tbody> <tr><td style="text-align: center;">Under 40</td><td style="text-align: center;">4.00%</td></tr> <tr><td style="text-align: center;">40-44</td><td style="text-align: center;">3.75%</td></tr> <tr><td style="text-align: center;">45-49</td><td style="text-align: center;">3.50%</td></tr> <tr><td style="text-align: center;">50-54</td><td style="text-align: center;">3.00%</td></tr> <tr><td style="text-align: center;">55-64</td><td style="text-align: center;">3.25%</td></tr> </tbody> </table>	Plan	Coverage			Single	Family	\$750/\$1,500	\$915.47	\$2,028.13	\$1,500/\$3,000	\$792.20	\$1,775.04	\$6,450/\$12,900	\$536.17	\$1,187.83	<u>Age</u>	<u>Rate</u>	Under 40	4.00%	40-44	3.75%	45-49	3.50%	50-54	3.00%	55-64	3.25%
Plan	Coverage																											
	Single	Family																										
\$750/\$1,500	\$915.47	\$2,028.13																										
\$1,500/\$3,000	\$792.20	\$1,775.04																										
\$6,450/\$12,900	\$536.17	\$1,187.83																										
<u>Age</u>	<u>Rate</u>																											
Under 40	4.00%																											
40-44	3.75%																											
45-49	3.50%																											
50-54	3.00%																											
55-64	3.25%																											

15. Percent with Coverage at Retirement	<p>60% of active Administrators hired between July 1, 2004 and July 1, 2005 and Teachers eligible for a post-employment benefit and currently electing coverage. One half of these individuals (i.e., 30%) were assumed to continue coverage upon exhaustion of their credit until Medicare eligibility.</p> <p>30% of active Support Staff eligible for a post-employment benefit and currently electing coverage. One half of these individuals (i.e., 15%) were assumed to continue coverage upon exhaustion of their credit until Medicare eligibility.</p> <p>20% of active Administrators hired after July 1, 2005 and currently electing coverage were assumed to continue to participate in retirement for 18 months at the Single coverage level.</p>
16. Coverage Tier	70% of future covered retirees are assumed to cover a spouse in retirement
17. Spouses' Age	Males are assumed to be three years older than their spouses

**Medford Area Public School District**

Actuarially Determined Contribution Options for OPEB Liability as of June 30, 2018  
For Use in Fiscal Years Ending June 30, 2019 and June 30, 2020

<b>Total OPEB Liability</b>		\$ 4,708,920
<b>Fiduciary Net Position</b>		3,282,886
<b>Net OPEB Liability</b>		\$ 1,426,034
<b>Service Cost</b>		300,740
 <b>Discount Rate</b>		3.75%
<b>Salary Inflation</b>		3.00%
Amortization Period	Level %	Level \$
	ADC	ADC
30	\$ 366,698	\$ 392,001
29	368,386	393,515
28	370,195	395,149
27	372,138	396,914
26	374,232	398,827
25	376,493	400,905
24	378,944	403,168
23	381,608	405,642
22	384,515	408,354
21	387,699	411,339
20	391,202	414,638
19	395,075	418,301
18	399,379	422,388
17	404,190	426,974
16	409,604	432,154
15	415,739	438,045
14	422,753	444,800
13	430,846	452,620
12	440,289	461,769
11	451,451	472,611
10	464,846	485,654
9	481,219	501,631
8	501,687	521,642
7	528,004	547,418
6	563,097	581,841
5	612,229	630,097
4	685,930	702,564
3	808,770	823,451
2	1,054,456	1,065,388
1	1,791,528	1,791,528



\*00000000050009443%2505%02252019%0000000M057382\*



UNITED STATES OF AMERICA  
STATE OF WISCONSIN  
TAYLOR, MARATHON COUNTY(IES)  
SCHOOL DISTRICT OF MEDFORD AREA PUBLIC SCHOOL DISTRICT  
TAX AND REVENUE ANTICIPATION PROMISSORY NOTE

MATURITY DATE: ORIGINAL DATE OF ISSUE: INTEREST RATE:  
  
02-25-2020 02-25-2019 4.250%

REGISTERED OWNER: AbbyBank

PRINCIPAL AMOUNT: SIX MILLION FIVE HUNDRED THOUSAND & 00/100 DOLLARS  
(\$ 6,500,000.00)

1. Agreement to Pay. For value received, the above-named school district (the "District") hereby acknowledges itself to owe and promises to pay in lawful money of the United States of America to the Lender identified above (or to registered assigns), on the maturity date identified above, the principal amount identified above, and to pay interest thereon at the rate of interest per annum identified above from the date hereof until paid. Interest shall be paid at maturity.
2. Prepayment. Full or partial prepayment of this Note is not permitted.
3. Purpose and Authorization. This Note is issued pursuant to Wis. Stat. § 67.12(8) for the purpose of paying the immediate expenses of operating and maintaining the public instruction in the District during the current school year as authorized by a resolution of the School Board of the District duly adopted at a lawful open meeting held on February 25, 2019. Said resolution is recorded in the official minutes of said governing body for said date.
4. Security. For the prompt repayment of this Note with interest hereon as aforesaid, the District has irrevocably pledged the revenues described in the Resolution, which revenues the District is entitled to receive in an amount sufficient to pay the principal amount of this Note, together with interest thereon, when and as payable. The District has covenanted that such revenues, when received, will be set aside in a special fund to be used solely to pay this Note and other Notes of this issue, and interest thereon.
5. Transferability. This Note is transferable by a written assignment, in a form satisfactory to the District, duly executed by the registered owner hereof or by such owner's duly authorized legal representative. Upon such transfer a new registered Note may be issued to the transferee in exchange hereof if requested by said transferee. The District may deem and treat the registered owner hereof as the absolute owner hereof for the purpose of receiving payment of or on account of principal hereof, and interest due hereon and for all other purposes, and the District shall not be affected by notice to the contrary.
6. Certifications and Recitations. It is hereby certified and recited that all conditions, things and acts required by law to exist or to be done prior to and in connection with the issuance of this Note have been done, have existed and have been performed in due form and time; as of the date of this Note there is no legislation, reorganization, proceeding, order, controversy or litigation pending or threatened in any manner questioning or affecting the corporate existence of the District, its boundaries, the right or title to office of any of its officers, the due authorization or validity of this Note or any of the taxes heretofore levied by the District; that the aggregate indebtedness of the District, including this Note and others issued simultaneously herewith, does not exceed any limitation imposed by law or the Constitution of the State of Wisconsin; and that the District has irrevocably pledged taxes heretofore levied and other revenues sufficient to pay this Note, together with interest thereon, when and as payable.
7. Tax-Exemption. It is hereby further certified that the District has designated this Note to be a "qualified tax-exempt obligation" pursuant to the provisions of Section 265 of the Internal Revenue Code of 1986, as amended.
8. Default. Upon the occurrence of any one or more of the following events of default, any unpaid balance shall, at the option of the Lender, without notice, mature and become immediately payable: (a) the District fails to pay any amount when due under this Note or under any other instrument evidencing any indebtedness of the District to the Lender; (b) any representation or warranty made under this Note or information provided by the District to the Lender in connection with this Note is or was false or fraudulent in any material respect; (c) a material adverse change occurs in the District's financial condition; (d) the District fails to timely observe or perform any of the covenants or duties in this Note; (e) an event of default occurs under any agreement securing this Note; or (f) the Lender deems itself insecure. The unpaid balance shall automatically mature and become immediately payable in the event the District becomes the subject of bankruptcy or other insolvency proceedings. The Lender's receipt of any payment on this Note after the occurrence of an event of default shall not constitute a waiver of the default of the Lender's rights and remedies upon such default.
9. Venue. To the extent not prohibited by law, the District consents that venue for any legal proceeding relating to collection of this Note shall be, at the Lender's option, the county in which the Lender has its principal office in Wisconsin, the county in which the District is located, or the county in which this Note was executed by the District.

**TAX AND REVENUE ANTICIPATION PROMISSORY NOTE  
(Continued)**

Loan No: 50009443

Page 2

10. Costs and Indemnification. The District agrees to pay all costs of collection before and after judgment, including reasonable attorneys' fees (including those incurred in successful defense or settlement of any counterclaim brought by the District or incident to any action or proceeding involving the District brought pursuant to the United States Bankruptcy Code) and waive presentment, protest, demand and notice of dishonor. Subject to Wis. Stat. § 893.80, the District agrees to indemnify and hold harmless the Lender, its directors, officers and agents, from and under this Note or the activities of the District. This indemnity shall survive payment of this Note. The District acknowledges that the Lender has not made any representations or warranties with respect to, and the Lender does not assume any responsibility to the District for, the collectability or enforceability of this Note or the financial condition of the District. The District has independently determined the collectability and enforceability of this Note. The District authorizes the Lender to disclose financial and other information about the District to others.

11. No Waiver: Rights and Remedies of the Lender. No failure on the part of the Lender to exercise, and no delay in exercising, any right, power or remedy under this Note shall operate as a waiver of such right, power or remedy; nor shall any single or partial exercise of any right under this Note preclude any other or further exercise of the right or the exercise of any other right. The remedies provided in this Note are cumulative and not exclusive of any remedies provided by law. Without affecting the liability of the District, the Lender may, without notice, accept partial payments, release or impair any collateral security for the payment of this Note, or agree not to sue any party liable on it.

12. Interpretation. This Note is intended by the District and the Lender as a final expression of this Note and as a complete and exclusive statement of its terms, there being no conditions to the enforceability of this Note. This Note may not be supplemented or modified except in writing signed by both parties. This Note benefits the Lender, its successors and assigns, and binds the District and its successors and assigns. The validity, construction, and enforcement of this note are governed by the internal laws of Wisconsin. Invalidity or unenforceability of any provision of this Note shall not affect the validity or enforceability of any other provisions of this Note.

IN WITNESS WHEREOF, the District, by its governing body, has caused this Note to be executed by its duly qualified officers and to be sealed with its official or corporate seal, if any, as of the original date of issue identified above.

**SCHOOL DISTRICT OF MEDFORD AREA PUBLIC SCHOOL DISTRICT ,  
WISCONSIN:**

(Seal)

By: \_\_\_\_\_  
DAVE FLEEGEL, District President

By: \_\_\_\_\_  
CHERYL WIBBEN, District Clerk

**REGISTRATION**

This Note shall be registered in registration records kept by the District Clerk, such registration to be noted in the registration blank below and upon said registration records, and this Note may thereafter be transferred only in accordance with the terms of this Note, such transfer to be made on such records and endorsed hereon.

<u>Date of Registration</u>	<u>Name of Lender</u>	<u>Signature of Clerk</u>
_____	_____	_____
_____	_____	_____
_____	_____	_____
_____	_____	_____

# REPAYMENT PROVISION


---

**Borrower:** MEDFORD AREA PUBLIC SCHOOL DISTRICT  
124 W STATE ST  
MEDFORD, WI 54451

**Lender:** AbbyBank  
Medford  
215 S. 8th Street  
Medford , WI 54451

---

Advances are restricted to short term borrowing needs in anticipation of State Aid due mid - December 2018 and mid - June 2019. This is a revolving line of credit. .



\*00000000050009443%2510%02252019%0000000M057382\*



## RESOLUTION AUTHORIZING TEMPORARY BORROWING IN AN AMOUNT NOT TO EXCEED \$6,500,000.00 PURSUANT TO WIS. STAT. § 67.12(8)

WHEREAS, the School District of **MEDFORD AREA PUBLIC SCHOOL DISTRICT**, Taylor, Marathon County(ies), Wisconsin (the "District"), is temporarily in need of funds in an amount not to exceed **\$6,500,000.00** to meet the immediate expenses of operating and maintaining the public instruction in the District during the current school year;

WHEREAS, school districts are authorized by the provisions of Wis. Stat. § 67.12(8) to borrow money and issue tax and revenue anticipation promissory notes for such purpose;

WHEREAS, the school board of the District (the "School Board") deems it necessary and in the best interest of the District that funds be borrowed and a tax and revenue anticipation promissory note be issued pursuant to the provisions of Wis. Stat. § 67.12(8);

WHEREAS, in accordance with Wis. Stat. § 67.12(8), the total amount borrowed shall be for the purpose of meeting the immediate expenses of operating and maintaining the public instruction in the District during the current school year, shall not exceed one-half the estimated receipts for the operation and maintenance of the District for the current school year, and the loan shall not extend beyond November 1 of the next school year; and,

WHEREAS, the tax for the operation and maintenance of the schools of the District for the current school year heretofore has been voted to be collected on the next tax roll.

NOW, THEREFORE, BE IT RESOLVED by the School Board that:

1. **Authorization.** For the purpose hereinabove set forth, there may be borrowed from time to time, pursuant to Wis. Stat. § 67.12(8), a maximum aggregate principal amount of **\$6,500,000.00** from the Lender (as defined below).

2. **Terms of the Note.** To evidence such indebtedness, the District President and District Clerk are hereby authorized, empowered and directed to make, execute, issue, sell and deliver to **AbbyBank** (the "Lender") for and on behalf of the District, its Tax and Revenue Anticipation Promissory Note (the "Note") payable to the order of the Lender in the principal amount of **\$6,500,000.00**:

The Note shall be dated the date of its issuance to the Lender identified above; shall bear interest at the rate of **4.250%** per annum from its issuance date until paid; and shall mature on **February 25, 2020**. Interest on the Note shall be paid at maturity.

3. **Redemption Provision.** The Note shall have no prepayment privileges.

4. **Arbitrage Covenant.** The proceeds of the Note (the "Note Proceeds") shall be used solely for the purposes for which borrowed (or for the payment of the principal of and interest on the Note). The Note Proceeds may be temporarily invested in legal investments until needed, provided however, that the District hereby covenants and agrees that so long as the Note remains outstanding, the proceeds from the sale of the Note will not be used or invested in a manner which would cause the Note to be an "arbitrage bond" within the meaning of Section 148 of the Internal Revenue Code of 1986, as amended (the "Code") and any applicable income tax regulations promulgated thereunder (the "Regulations").

The District Clerk, or other officer of the District charged with the responsibility for issuing the Note, shall provide an appropriate certificate of the District, for inclusion in the transcript of proceedings, setting forth the reasonable expectations of the District regarding the amount and use of the Note Proceeds and the facts and estimates on which such expectations are based, all as of the date of delivery and payment for the Note.

5. **Irrepealable Tax.** So long as the Note, or interest thereon, remains unpaid, the aforesaid tax for operation and maintenance of the District shall be and continues irrepealable. The District hereby pledges tax monies and other available revenues received for operation and maintenance of the District sufficient to pay the principal of and interest on the Note as the same becomes due. Said tax monies and other available revenues shall be segregated in a special fund which shall be used for the sole purpose of paying the principal of and interest on the Note. If there shall be insufficient sums in said special fund to meet such payments, the District shall promptly pay the same when due from other monies available in or attributable to the current school year. This covenant specifically includes monies (i.e. deferred tax and state aid payments) attributable to the current school year which are not received prior to the end of the current school year.

6. **Execution of the Note and Closing Documents.** The Note shall be issued in typewritten form. The Note shall be executed on behalf of the District by the District President and District Clerk, or others authorized by law and this Resolution to sign on their behalf, sealed with the official or corporate seal, if any, and delivered to the Lender upon payment to the District of the purchase price thereof, plus accrued interest, if any, to the date of delivery. In the event that any of the officers whose signatures appear on the Note shall cease to be such officers before the delivery of the Note, such signatures shall, nevertheless, be valid and sufficient for all purposes to the same extent as if they had remained in office until such delivery.

In the event that the District President or District Clerk are unable to execute the Note or any documents or certificates relating to the issuance



**RESOLUTION  
(Continued)**

Loan No: 50009443

Page 2

of the Note due to disability or absence from the District, the School Board hereby appoints the District Vice President to discharge the duties of the District President (as "Acting President") and appoints the District Treasurer (and in the case of the Treasurer's disability or absence, the District Vice President is appointed) to discharge the duties of the District Clerk (as "Acting Clerk").

7. **Persons Treated as Owners; Transfer of Note.** The District Clerk shall keep books for the registration and for the transfer of the Note. The person in whose name any Note shall be registered shall be deemed and regarded as the absolute owner thereof for all purposes and payment of either principal or interest on any Note shall be made only to the registered owner thereof. All such payments shall be valid and effectual to satisfy and discharge the liability upon such Note to the extent of the sum or sums so paid.

Any Note may be transferred by the registered owner thereof by surrender of the Note at the office of the District Clerk, duly endorsed for the transfer or accompanied by an assignment duly executed by the registered owner or his attorney duly authorized in writing. Upon such presentation the Note shall be transferred by appropriate entry in the registration records and a similar notation, including date of registration, name of new registered owner and signature of the District Clerk, shall be made on such Note. The District shall cooperate in any such transfer.

Payment of interest on the Note on the interest payment date shall be made to the registered owners of the Note as they appear on the registration book of the District at the close of business on the record date.

8. **Closing.** The appropriate officers and agents of the District are hereby directed and authorized to do all acts and execute and deliver all documents as may be necessary and convenient to effectuate the closing of this borrowing.

9. **Qualified Tax-Exempt Obligation Status.** The District hereby designates the Note to be a "qualified tax-exempt obligation" pursuant to the provisions of Section 265 of the Code and in support of such designation, the District Clerk, or other officer of the District charged with the responsibility for issuing the Note, shall provide an appropriate certificate of the District necessary to establish the "qualified tax-exempt obligation" status of the Note as of the date of delivery and payment for the Note.

10. **Additional Tax Covenants Including Rebate.** The District hereby further covenants and agrees that it will take all necessary steps and perform all obligations required by the Code and the Regulations (whether prior to or subsequent to the issuance of the Note) to assure that the Note is an obligation described in Section 103(a) of the Code, the interest on which is exempt from federal income taxation, throughout the term of such Note. The District Clerk or other officer of the District charged with the responsibility of issuing the Note, shall provide an appropriate certificate of the District, for inclusion in the transcript of proceedings, as of the date of delivery and payment for the Note certifying that it can and covenanting that it will comply with the provisions of the Code and the Regulations. Such certificate shall indicate that the District qualifies for either the "small governmental units" or the expenditure within six months exceptions to the rebate requirement of the Code, set forth certain facts regarding the use of the Note Proceeds to establish that the Note will not constitute a "private activity bond" as defined in Section 141 of the Code, and state other facts necessary to establish that the Note is an obligation described in Section 103(a) of the Code, the interest on which is excluded from gross income for federal income tax purposes.


It is the intent of the District to take all reasonable and lawful actions to comply with any new tax laws enacted so that the Note will continue to be an obligation described in Section 103(a) of the Code, the interest on which is excluded from gross income for federal income tax purposes.

11. **Conflicting Resolutions; Severability; Effective Date.** All prior resolutions, rules or other actions of the School Board or any parts thereof in conflict with the provisions hereof shall be, and the same are, hereby rescinded insofar as the same may so conflict. In the event that any one or more provisions hereof shall for any reason be held to be illegal or invalid, such illegality or invalidity shall not affect any other provisions hereof. The foregoing shall take effect immediately upon adoption and approval in the manner provided by law.

Adopted and recorded this 25th day of February, 2019.

By: \_\_\_\_\_  
DAVE FLEEGEL, District President

By: \_\_\_\_\_  
CHERYL WIBBEN, District Clerk



\*00000000050009443%2520%02252019%00000000M057382\*

# CERTIFICATE OF DISTRICT CLERK

The undersigned is the duly elected, qualified and acting Clerk of the School District of **MEDFORD AREA PUBLIC SCHOOL DISTRICT**, Taylor, **Marathon** County(ies), Wisconsin (the "District") who hereby certifies that:

## I. DISTRICT ORGANIZATION AND OFFICERS

1. The District is duly organized, validly existing and operating as a **Common School District** administered by a school board composed of **4** members (the "School Board"). The District offers no less than grades one to twelve and is eligible to receive state aid under Wis. Stat. § 121.08.

2. The following named School Board members, whose authentic signatures are hereto subscribed, are the duly elected, qualified and acting officers of the District presently holding the offices set forth opposite their respective names below:

<u>Name</u>	<u>Office</u>	<u>Manual Signature</u>
DAVE FLEEGEL	President	_____
PAUL DIXON	Vice President	_____
BRIAN HALLGREN	Treasurer	_____
CHERYL WIBBEN	Clerk	_____

## II. AUTHORIZATION OF THE NOTE: OPEN MEETING LAW COMPLIANCE

3. At a lawful open meeting of the School Board held at **6:00 p.m.**, on the **25th Day of February, 2019**, at which a quorum of the members-elect of the School Board were present in person, a resolution (the "Resolution") authorizing the District to borrow the sum of not to exceed **\$6,500,000.00** and issue its Tax and Revenue Anticipation Promissory Note (the "Note") therefor pursuant to Wis. Stat. § 67.12(8), was, on motion duly made and seconded, adopted and recorded by the affirmative **vote of \_\_\_\_\_** of the members of the School Board. Said meeting was duly called, noticed, held and conducted in the manner established by the School Board and required by pertinent Wisconsin Statutes.

4. The Resolution was on the agenda for said meeting and public notice thereof was given not less than twenty-four (24) hours prior to the commencement of said meeting by (i) posting notice of the meeting, (ii) providing notice to those news media which have filed a written request for notice of meetings, (iii) providing notice to the official newspaper of the District, and (iv) complying with the requirements of Wis. Stat. § 120.11(2), if said meeting was a special meeting.

5. The Resolution has been duly recorded in the minutes of said meeting, has not been amended or revoked, and, in all other respects, is in full force and effect on the date hereof and there is no proceeding of the School Board or District electors in conflict with or in any way altering the effect of the Resolution. A true copy of said Resolution is attached hereto as a part of the transcript of proceedings.

## III. BUDGET AND FINANCIAL MATTERS

6. The current tax for the operation and maintenance of the District for the current school year was voted by resolution adopted by the electors of the District at the annual meeting of the District.

7. No borrowing has been made by the District against its estimated receipts for the current school year other than as authorized by the Resolution.

8. The estimated receipts of the District for the operation and maintenance of the District for the current school year, which began on July 1, **2019**, and ends on June 30, **2020**, are as follows:

- a. Local school taxes levied for operation and maintenance for the current school year \$ **7,251,837.00**
- b. General state aid (equalization aid) **13,250,011.00**

**CERTIFICATE OF DISTRICT CLERK  
(Continued)**

c. Tuition	3,298,414.00
d. State categorical aids (i.e., Minimum Aid, Handicapped, Driver's Education, Transportation, Library and/or Integration Aids)	2,130,725.00
e. Other receipts including investment earnings as follows (specify):	
LINE OF CREDIT WITH LENDER	6,500,000.00
 TOTAL ESTIMATED OPERATION AND MAINTENANCE RECEIPTS	 \$ 32,430,987.00

9. The full value of all taxable property located within the District, as last equalized for State purposes by the Wisconsin Department of Revenue, is **\$925,505,053.00**. The Department of Revenue Certificate of Full Equalized Value is attached hereto as a part of the transcript of proceedings.

10. The total outstanding indebtedness and obligations of the District, howsoever incurred, including this issue of Note, aggregates not more than **10%** of the District's equalized value as set forth in Paragraph 9 above.

11. The aggregate amount of non-delinquent current year taxes which has not been paid over or received as of the date hereof and which can be used, when received, for payment of the expenses of operating and maintaining the public instruction of the District during the current school year is estimated to be:

Taxes not yet received	\$	7,474,426.00
<u>Minus</u>		
Debt service portion		592,950.00
<u>Equals</u>		
Tax available for payment of operation and maintenance expenses	\$	6,881,476.00

12. Except for taxes for debt service, none of the heretofore levied taxes have been pledged or assigned; none of such taxes must be segregated, when paid over and received, in any special account; and all of such taxes are available to repay the Note issued this date.

13. The aggregate amount of general state aids (equalization aid) which has not been paid over or received as of the date hereof and which can be used, when received, for payment of the expenses of operating and maintaining the public instruction of the District during the current school year is estimated to be **\$ NONE**. All of such general state aids are available to repay the Note issued this date.

14. To the best of the knowledge of the undersigned, the District is in compliance with the revenue limits imposed by Wis. Stat. § 121.91.

**IV. DELIVERY; RECEIPT; RECORD BOOK**

15. I have delivered the Note to the Lender (as defined in the Resolution) in the aggregate principal amount(s) set forth in and duly authorized by the Resolution.

16. I have received the full aggregate principal amount of the Note issued to the Lender, being **\$6,500,000.00**.

17. The Lender has complied in all respects with its contract(s) to purchase the Note.

18. I have provided and kept and will keep a separate record book in which I have recorded a full and correct statement of every step or proceeding had or taken in the course of issuing the Note referred to herein and an adequate and correct record of all Note(s) issued. The District Treasurer is prepared to keep a record of the Note receipted and returned to him or her.

**V. NO LITIGATION; EXECUTION OF NOTE**

19. There is no legislation, reorganization, proceeding or order, controversy or litigation pending or threatened in any manner questioning or affecting the corporate existence of the District; its boundaries; the right or title of any of its officers to his or her respective office; or the due authorization or validity of the Note referred to herein, the Resolution or any of the taxes heretofore voted or levied by the District.

20. The District President and I have executed the Note evidencing such borrowing in our respective official capacities.

**VI. FACTS AND REASONABLE EXPECTATIONS RELATING TO ARBITRAGE REQUIREMENTS**

21. The certifications made in this Section VI of this Certificate are being made pursuant to Section 1.148-1 through 1.148-11 of the Income Tax Regulations and the applicable provisions of the Internal Revenue Code of 1986, as amended (the "Regulations" and "Code").

22. The District is a governmental unit with general taxing powers.

23. All of the proceeds of the Note (the "Note Proceeds") shall be used to operate and maintain the public instruction. None of the Note Proceeds will be used (directly or indirectly) in a trade or business carried on by any person (other than a governmental unit), and none of the payment of the Note is (directly or indirectly): a) secured by any interest in property used or to be used for a trade or business or payments in respect of such property; or (b) derived from payments (whether or not to the District) in respect of property or borrowed money, used or to be used for a trade or business.

24. None of the Note Proceeds will be used (directly or indirectly) to make or finance loans to persons other than government units.

25. None of the Note Proceeds will be invested in a reserve or replacement fund.

26. The Note Proceeds will be used to fund the periodic deficits set forth on the attached Computation Sheet which is incorporated herein by this reference. All of the Note Proceeds will be expended for operating and maintaining the public instruction on or before the end of the current school year.

27. The actual amount of working capital expenditures for the previous budget year was **\$28,501,528.00**.

28. The Note is payable not later than 13 months from the date of issuance.

29. The principal amount of the Note is not greater than the amount by which "working capital expenditures" exceed "available amounts" within the meaning of Section 1.148-6(d)(3) of the Regulations and as set forth as the "Maximum Permissible Borrowed Amount" in the attached Computation Sheet.

30. The issuance of the Note is not a transaction or part of a series of transactions which the District has employed that attempts to circumvent the Regulations or Code for the purpose of enabling the District to exploit the difference between tax-exempt and taxable interest rates to gain a material financial advantage and which increases the burden on the market for tax-exempt obligations.

31. The Resolution contains a covenant of the District to so restrict its use of the Note Proceeds as may be necessary to avoid causing the Note to be an "arbitrage bond" within the meaning of the Regulations and the Code.

32. The District has not been notified of any listing of it by the Internal Revenue Service as an issuer that may not certify with respect to any of its note or bond issues.

**VII. ARBITRAGE REBATE**

33. The District reasonably expects to issue no more than \$15,000,000 of tax-exempt obligations (including the Note) during the current calendar year of which no more than \$5,000,000 will be for purposes other than financing construction of public school facilities. (Small issuer rule.)

**VIII. QUALIFIED TAX-EXEMPT OBLIGATIONS**

34. The Note constitutes a "qualified tax-exempt obligation" as that term is defined in the Code in that:

- a. as described in Paragraphs 23 and 24 of this Certificate, the Note is not a "private activity bond" as defined in the Code;
- b. the District has designated the Note as a "qualified tax-exempt obligation";
- c. during the current calendar year the District has issued **\$0.00** of other obligations which were designated as "qualified tax-exempt obligations";
- d. The Note, together with any other obligations heretofore designated as "qualified tax-exempt obligations" during the current

**CERTIFICATE OF DISTRICT CLERK  
(Continued)**

calendar year, aggregates less than \$10,000,000; and

- e. The District does not reasonably expect to issue more than \$10,000,000 of obligations which are designated as "qualified tax-exempt obligations" during the current calendar year.

To the best of the knowledge, information and belief of the undersigned, the above-stated facts are true and correct and the above-stated expectations of the District are reasonable, and there are no other facts, estimates or circumstances that would materially change the foregoing conclusions.

IN WITNESS WHEREOF, I have executed this Certificate in my official capacity effective as of the original date of issue of the Note.

By: \_\_\_\_\_  
CHERYL WIBBEN, District Clerk

Approved as correct:

By: \_\_\_\_\_  
DAVE FLEEGEL, District President

By: \_\_\_\_\_  
BRIAN HALLGREN, District Treasurer

**CERTIFICATE OF DISTRICT CLERK  
(Continued)**

**ARBITRAGE COMPUTATION SHEET**

(For determining working capital deficit and maximum amount of borrowing)

Month	Beginning Cash Position	(minus)	Estimated Expenditures	(plus)	Estimated Receipts	(equals)	Cumulative Surplus or Deficit at Month End
		-		+		=	

**Note:** Do not include amount of the Note in cash flow. Include monies expected to be earned on investment of proceeds of the Note as income.

Cumulative Cash Flow Deficit (This figure is a deficit figure in any given month during the above budget year) ..... \$ \_\_\_\_\_

Small Issuer Maximum Permissible Borrowed Amount (The month-end deficit set forth above plus a reasonable working capital reserve) ..... \$ \_\_\_\_\_

# Budget Development Process for the 2019-20 School Year

## February 2019

### A. General Information

This packet will help explain the Budget Development Process we will use to create the 2019-20 District Budget. These materials are being sent to the following people:

Jeff Albers	Andy Guden	Laura Lundy	Brenda Smola
Nikki Clements	Charlie Heckel	Jill Lybert	Pat Sullivan
Don Everhard	Dennis Hinderliter	Dave Makovsky	Rich Wirz
Joseph Greget	Al Leonard	Dan Miller	

As you proceed through this packet, questions may arise. Please contact Jeff. Adjustments may need to be made to this process as we apply it to our local situation, problems are identified and conditions change. The overall process and type of information is basically unchanged from prior years. School furniture and consumables will be bid, similar to in the past. Forms will be distributed shortly.

### Budget Process in Brief

1. Determine Budget Needs – All Staff (Fall – February)
2. Determine General Budget Parameters – Finance Committee and/or Board of Education (January)
3. Staff Present Needs and District Administrator Presents Parameters to Administrators (January - February)
4. Prioritize Needs – Building Administrators/Specialists/Supervisors
5. Compile Budget Within Parameters Before Submission to District Office
6. District Office Review and Revise with Administration
7. Present Components to Board (March and April)
8. Compile Complete District Budget (May)
9. Board Review of Complete Budget (May/June)
10. Presentation at Annual Meeting (TBD)
11. Formal Adoption by Board (TBD)

### Packet Contents

Your packet contains the following:

1. General Information [A]
2. Budget Development Calendar [B]
3. Budget Preparation/Submittal Responsibilities [C]
4. Budget Parameters [D]
5. Coding Information [E]

## **B. Budget Development Calendar**

### 1. Tentative Board Calendar

- |                                      |   |
|--------------------------------------|---|
| Monday, December 17                  | - Board of Education reviews budget parameters  |
| Monday, February 25                  | - Proposed Budget Process to Board  |
| Tuesday, February 26                 | - Budget Materials to identified staff  |
| Friday, March 8                      | - Non-instructional budgets submitted to district office  |
| Friday, March 8–<br>Friday, March 22 | - District Office review of non-instructional budgets   |
| Monday, March 25                     | - Board review of non-instructional budgets   |
| Friday, April 15                     | - Instructional budgets submitted to district office  |
| Friday, April 15 – Friday, April 19  | - District office review of instructional budgets   |
| Monday, April 22                     | - Board review of instructional budgets   |
| May Board Meeting                    | - Board review of revenue and other funds budgets<br>- Revenues and expenditures summarized, tax levy estimated<br>- Date of annual meeting set |
| Monday, June 25                      | - Budget modifications considered and budget adopted by Board   |
| Monday, October 28                   | - Annual Meeting  |



### **C. Budget Preparation/Submittal Responsibilities**

<b><u>Personnel</u></b>	<b><u>Functions</u></b>	
Dan Miller	110000	Undifferentiated Curriculum
	120000	Regular Curriculum
	140000	Physical Curriculum
	210000	Pupil Services
	220000	Instructional Staff Services
	240000	School Building Administration
		Assist Pat Sullivan with New Program Budgets
		Assist Andy Guden with Co-Curricular Transportation Budget
		Assist Rich Wirz with AV Budget
		Assist Dennis Hinderliter with Instruction Media Technology Budget
		Assist Laura Lundy and Don Everhard with Summer School Budgeting
Don Everhard		Assist Laura Lundy and Dan Miller with Summer School Budgeting
	Project 394	Alternative Education
	Project 735	Community Learning Centers (CLC)
Dennis Hinderliter	129300	Instructional Medial Technology
Jeff Albers	230000	Central Administration
	252000	Fiscal
	253000	Operations
	254000	Maintenance
	255000	Facility Acquisition
	256000	Transportation
	258000	Internal Services
	260000	Central Services
	270000	Insurance and Judgments
	280000	Debt Services
	Various	Other Support Services
	400000	Non-Program Transactions
	Project 619	E-Rate
	All Funds	Salaries and Benefits
	Fund 30	Debt Services
	Fund 40	Capital Projects
	Fund 50	Food Service
Fund 80	Community Service	
Fund 90	Package & Cooperative Programs	
Dennis Hinderliter	229000	Support Media Technology

Al Leonard	110000	Undifferentiated Curriculum
	120000	Regular Curriculum
	130000	Vocational Curriculum
	140000	Physical Curriculum
	210000	Pupil Services
	220000	Instructional Staff Services
	240000	School Building Administration
		Assist Pat Sullivan with New Program Budgets
		Assist Justin Hraby with Co-Curricular Transportation Budget
		Assist Rich Wirz with AV Budget
	Assist Kristi DeBruyne with Instruction Media Technology Budget	
Laura Lundy	172000	Gifted and Talented
	221200	Improvement of Instruction
	221300 - 239000	Staff Development
	Project 141	Title I (A)
	Project 150	Title V (A)
	Project 328	Title II (D)
	Project 365	Title II (A)
	Project 400	Carl Perkins
	Project 620	Remediation
	Project 625	School Forest
Project 665	PLTW	
Various	Moving Forward Proposals & Oversight	
Jill Lybert	110000	Undifferentiated Curriculum
	120000	Regular Curriculum
	130000	Vocational Curriculum
	140000	Physical Curriculum
	210000	Pupil Services
	220000	Instructional Staff Services
	240000	School Building Administration
		Assist Pat Sullivan with New Program Budgets
		Assist Rich Wirz with AV Budget
		Assist with Instruction Media Technology Budget
Andy Guden	160000	Co-Curricular
		Assist Jeff Albers with co-curriculum transportation budgeting
Rich Wirz	222300	Audio Visual
Joseph Greget	Various	Student Services
	Project 341	IDEA Flow Through
	Project 347	Preschool Entitlement
	Fund 27	Special Education
Charles Heckel	Project 360	Rural Virtual Academy (RVA)

**D. Budget Parameters**

**Dollars Allocated Per Student**

School	Budget / Actual 2016-17	Budget / Actual 2017-18	Budget / Actual 2018-19	Projected Budget 2019-20
MAES / SES	215 / 247	230 / 236	237 / 235	240/
MAMS	235 / 251	243 / 259	259 / 248	287/
MASH	421 / 476	438 / 450	452 / 462	481/

**Total Dollars Budgeted**

School	2016-17 Students	2016-17 Budget		2017-18 Students	2017-18 Budget		2018-19 Students	2018-19 Budget		2019-20 Students	2019-20 Budget
MAES & SES	869	186,835		869	204,803		864	204,803		862	207,054
MAMS	600	141,000		634	164,259		681	176,379		663	190,380
MASH	679	285,859		682	307,460		652	295,340		644	300,040
Total	2,148	613,694	2.5%	2,185	676,522	10.2%	2,197	676,522		2,169	707,474

The Budget Parameters noted above, under the 2019-20 budget, are based on the following:

1. 2019-20 Projected numbers as of January 2019.
2. All principals are to budget common school fund budgets:

Total Amount: \$88,789	<u>School</u>	<u>Amounts:</u>
	MAES & SES	\$35,284
	MAMS	\$27,138
	MASH	<u>\$26,367</u>
		<u>\$88,789</u>

The common school fund amount allocated to each school is an estimate; however, principals should attempt to meet these amounts. A way to do this is by making sure all media, other than textbooks, is purchased out of the library budget. If any principal needs more than their allotted amount, they should contact other principals so we do not spend more than the common school fund total allocation.

## **E. Coding Information**

### **1. WUFAR Sequence of Dimensions**

WUFAR, being a multi-dimensional accounting system with independent dimensions, could be used in a variety of account code configurations as determined by the user. This would; however, create confusion regarding budgetary comparison. In order to ensure uniformity, the DPI requires the sequence of dimensions below to be utilized for dimensions that are employed on all transaction documents; i.e., requisitions, purchase orders, invoices, etc.:

FUND		LOCATION		OBJECT		FUNCTION		PROJECT
XX	-	XXX	-	XXX	-	XXX	-	XXX
10	-	400	-	320	-	110 000	-	000

### **2. Information About Funds**

Fund	10	-	General Fund
	27	-	Special Education
	30	-	Debt Service
	50	-	Food Service
	80	-	Community Service Fund
	99	-	Other Package and Cooperative Programs

### **3. Information About Objects**

#### **Object Description**

#### **310 Personal Services**

Services which can be performed by individuals with specialized skills and knowledge and conference registration fees. While some incidental supplies, equipment, or travel may be included in the cost of this type of service, the primary reason for the expenditure is acquiring the use of the individual involved. Examples include: program presenters, consultants, doctors, officials, athletic workers, architects, etc.

#### **320 Property Services**

This account is not used for coding purchases. This account is the total of objects 320 through 329.

#### **321 Technology Related Repairs and Maintenance**

Expenditures for repairs and maintenance services for technology equipment that are not directly provided by school district personnel. This includes ongoing service agreements for technology hardware (e.g. personal computers and servers).

#### **322 Rentals of Computers and Related Equipment**

Expenditures for renting computers and related equipment for both temporary and long-range use.

#### **324 Non-Technology Related Repairs and Maintenance**

Contracts and agreements covering the upkeep of buildings and non-technology equipment.

#### **325 Vehicle and Equipment Rental**

Expenditures for renting equipment or vehicles for both temporary and long-range use by the school district. This includes bus and other vehicle rental when operated by a local school district and similar rental agreements. This code excludes costs associated with the rental of computers or other technology-related equipment. These costs should be coded to expenditure Object 322.

### **326 Site Rental**

Sites rented for district use. Used with Function 255000. Sites that are acquired by a 'capital lease', 'land contract', or 'installment purchase' is coded to Object 511

### **327 Construction Services**

Includes amounts for construction, renovating, and remodeling buildings or infrastructure assets paid to contractors, This code should be used to account for the costs of nonpermanent site improvements, such as fencing, walkways, and roads, that are related to buildings and building sites. Used only with Function 255000.

### **328 Building Rental**

Buildings rented for district use. Used with Function 255000. Buildings that are acquired by a 'capital lease', 'land contract', or 'installment purchase' is coded to Object 531.

### **329 Cleaning Services**

Services purchased to clean buildings (apart from services provided by the school district employees), including, but not limited to, disposal services, snow plowing, custodial services, and lawn care services. Used with Function 253000.

### **341 Pupil Travel**

The cost of contracted pupil transportation between home and school, for field trips, spectator buses and extra-curricular activities. Includes transportation cost for students between school sites.

### **342 Employee Travel**

Lodging, meal expenses and mileage are included here.

### **348 Fuel**

Fuel used for vehicle operation.

### **350 Communication**

Expenditures for services associated with the transmittal and receipt of information. Include here are: costs for telephone, postage, printing, educational television and radio, computer on-line and Internet access, advertising, and commercial photography. Telephone cost normally is used with function 260 000 "Central Services."

351. Advertising

353 Postage

355 Telephone

358 On-Line Communications

359 Other Communications (pagers)

### **360 Technology and Software Services**

Expenditures for technology services. Include here data entry, formatting, and processing services. Include here software as a service, data storage services, cloud based computing arrangements, and monthly or annual technology "term license" and/or fee based software and services. Could also include subscriptions, ebooks, and apps. Payments to other districts, CESAs and other governments are coded to the object 380 series.

### **386 Payments to CESA (Services Only)**

Payments to other governmental units for services rendered to the paying district. Payments to CESA for conference registration costs are reported here. **Do not use this number for purchase of supplies or equipment from CESA.**

### **411 General Supplies**

Items of an expendable nature that are consumed, worn out, or deteriorated by use or items that lose their identity through fabrication or incorporation into different or more complex units or substances. This included such items as marking devices, instructional games, blank video tapes and computer diskettes, paper, commercially produced tests, prepared ditto

work sheets, small posters, tape dispensers, staplers, athletic/Phys. Ed game balls, bats, arrows, hockey pucks, tees, trophies and other awards, custodial cleaning materials, etc.

#### **417 District-Wide Paper Purchase**

#### **320 Apparel**

Apparel includes such items as: football uniforms, band uniforms, basketball uniforms, ball gloves, swim suits and protective gear.

#### **431 Audiovisual Media – to be used by Libraries only**

Items that communicate primarily through other than the printed word. Examples are films, maps, charts, displays, records, globes, prepared video tapes and displays. **Classrooms will use object 439 for these items.**

#### **432 Library Books – to be used by Libraries only**

Books which are purchased in limited quantities (i.e., not enough to provide one to each student in a class) and usually kept in a central location. The cost of rebinding and repair of library books is also recorded here.

**Classrooms will use object 439 for this type of book.**

#### **433 Newspapers – to be used by Libraries only**

**Classrooms will use object 439 for newspapers.**

#### **434 Periodicals – to be used by Libraries only**

Magazines or recurring issued publications purchased either as single issues or by subscription. **Classrooms will use object 439.**

#### **439 Other Media**

Includes reference books, encyclopedias, pamphlets, bulletins, manuals and collections. This object is to be used by classrooms for all media materials not budgeted by the libraries. **Note: Non-instructional medial will be coded to 490.**

#### **440 Non-Capital Equipment**

Non-capital equipment has the characteristics of equipment, but its small unit cost makes it unadvisable to capitalize the item. **This equipment has a unit cost of less than \$300.** Included are items such as: furnishings, tools and implements.

#### **460 Equipment Components**

Items used to repair or upgrade equipment. Included here are: computer components, such as monitors, modems, drives, boards, etc., acquired as individual items and incorporated into the unit after the unit has been placed in service.

#### **470 Textbooks and Workbooks**

Books which are purchased in fairly large quantities (i.e., enough to provide one to each student in a class or section of a class) and rented or lent to students. The cost of rebinding and repair of textbooks should also be charged here.

#### **480 Non-Capital Technology**

Technology related supplies are typically used in conjunction with technology-related hardware or software. Technology hardware costs below the district's capitalization threshold should be reported here. Non-capital software including "perpetual license" or one-time fee, below the district's capitalization threshold should be reported here. Could include e-books and apps.

#### **490 Non-Instructional Periodicals, Papers, Books, Media**

Include here all media not used for instructional or media center purposes and media rentals.

**551 Equipment/Vehicle Purchase – Initial Purchase**

Equipment is any instrument, machine, apparatus, or set of articles which (1) retains its original shape and appearance with use, (2) retains its identity (i.e., not incorporated into a larger or more complex unit), (3) is free-standing or mobile (i.e., not attached to land or buildings), and are sufficiently expensive – **over \$300** – to warrant capitalization as an asset, which are of value for a period longer than a year, and which are usually easier and cheaper to repair than to replace.

**553 Equipment/Vehicle Purchase – Initial Purchase (over \$3,000.00)**

Equipment/Vehicle additions with a per unit cost of \$3,000 or more.

**561 Equipment/Vehicle Purchase - Replacement**

Equipment over \$300.

**563 Equipment/Vehicle Purchase – Replacement (over \$3,000.00)**

Equipment/Vehicle replacements with a per unit cost of \$3,000 or more.

**581 Technology Related Hardware (over \$5,000.00)**

Expenditures for technology related equipment and technology infrastructure that meets the district's capitalization threshold. These costs include those associated with the purchase of network equipment, servers, PCs, printers, other peripherals, and devices. Code technology related supplies and non-capital assets to object code 480.

**582 Technology Software (over \$5,000.00)**

Expenditures for purchased software used for educational or administrative purposes that meets the district's capitalization threshold. Code expenditures for software that is a purchased service to Object 360. Code expenditures for software that is a non-capital asset to Object 480.

**940 Dues and Fees**

Payment for membership dues (i.e., WASB, NASSP, WIAA, Great Northern Conference, Hockey Association), entry fees for forensics, athletic events, music festivals, field trip admission fees and vehicle license fees. **Note: Registration fees for workshops are coded under 310.**

# Medford Area Public School District

## Board of Education Budget Study Document



2019-20



## Budget & Program Proposals

First Review .....	February 25, 2019
Second Review .....	March 25, 2019
Final Program / Staff Review.....	April 22, 2019
Consolidated Budget Review .....	May 20, 2019
Final Budget Review .....	June 24, 2019
.....	July 22, 2019
.....	August 26, 2019
.....	September 23, 2019
Annual Meeting .....	October 28, 2019



# Medford Area Public School District

## Budget Process

### Introduction

The word “economics” is derived from oikonomikos, which means skilled in household management. The economic problem our state and community struggle with in regard to public education is: “how do we allocate increasingly limited financial resources to maintain a quality, well-rounded instructional program that meets needs for all students?”

In a market economy, the politicians perform a function much like the managers of a private business. They interpret public demands for goods and services and attempt to find ways of supplying those goods and services. Whether or not politicians are successfully achieving that objective for public education is a matter of diverse opinion.

Included in this budget overview are the following items:

1. Budget Process / Introduction .....	Page 2
2. Tentative Board Calendar .....	Page 3
3. 2018-19 Budget Parameter Projection .....	Page 4
a. Instructional Budget Parameters for 2018-19 .....	Page 5
b. Operations and Maintenance Budget Parameters for 2018-19.....	Page 5
c. Salaries and Benefits Budget Parameters for 2018-19 .....	Page 5
d. Transportation Budget Parameters for 2018-19.....	Page 5
e. All Other budget Parameters for 2018-19 .....	Page 5
4. Enrollment Information .....	Page 6
a. General Enrollment .....	Page 6
b. Enrollment by School – January 2000-2018 .....	Page 6
c. Enrollment by Grade Level 2017-18 and Projected 2018-19 .....	Page 6
5. Budget Staffing Report.....	Page 7

## Tentative Board Calendar

- Monday, February 25 .....Proposed Budget Process to Board
- Tuesday, February 26 .....Budget materials to identified staff
- Friday, March 8 .....Non-instructional budget submitted to district office
- Friday, March 8 –  
Friday, March 22 .....District Office review of non-instructional budgets
- Monday, March 25.....Board of Education review of non-instructional budget
- Friday, April 15 .....Instructional budgets submitted to district office
- Friday, April 15 –  
Friday, April 19 .....District Office review of instructional budgets
- Monday, April 22 .....Board of Education review of instructional budget
- May Board Meeting .....Board of Education review of revenues and other budgets; revenues and expenditures summarized, tax levy estimated; and date of annual meeting set
- Monday, June 25.....Budget modifications considered and budget adopted by Board
- Monday, October 28.....Annual Meeting
- Monday, October 28.....Adopt tax levy and consider budget adjustments



## 2019-20 Budget Parameter Projection - Fund 10 and 27

Revenue			Addl Categorical Aid \$200	Addl Categorical Aid \$0
Increase to Categorical Aid			200	-
Number of Students-3 year average			2,114	2,114
Categorical aid increase			422,800	-
Prior year categorical aid	2,114	654	1,382,556	1,382,556
Total Categorical Aid			1,805,356	1,382,556
Prior year student count			2,114	2,114
18-19 per pupil	9,400	100	9,500	9,500
Total Revenue Limit			20,083,000	20,083,000
Total Revenue Limit and Categorical Aid			21,888,356	21,465,556
Fund 31 WRS prior service			(182,000)	(182,000)
Fund 10			21,706,356	21,283,556
Other Fund 10 Revenue			5,329,471	5,329,471
Total Fund 10 Revenue			27,035,827	26,613,027
Total Fund 27 Revenue			1,645,042	1,645,042
Total Projected Revenue			28,680,869	28,258,069
<b>Expenditures</b>	<b>From 2018-2019 Budget</b>		<b>2019-2020</b>	<b>2019-2020</b>
Instruction	1,817,240		1,726,192	1,726,192
Operations/Maintenance	1,162,355 *		1,162,355	1,162,355
Salary	13,255,323		13,548,266	13,548,266
Benefits	6,487,298		6,503,516	6,503,516
Transportation	1,189,654		1,189,654	1,189,654
Other	4,028,640		4,078,141	4,078,141
New Program			25,000	25,000
	27,940,510		28,233,124	28,233,124
		Excess of revenues over expenses	447,745	24,945
		(To) From fund balance	(447,745)	(24,945)
			-	-

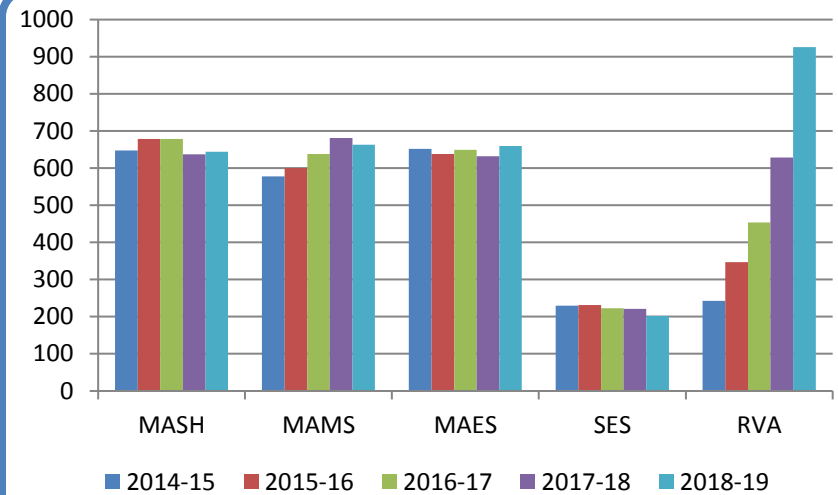
\*includes \$100,000 added to maintenance for field projects

Note: A contribution of \$118,360 is included in the numbers above

	17-18 Students	17-18 Budget	18-19 Students	18-19 Budget	19-20 Students	19-20 Budget
<b>Instructional budget</b>						
MAES/SES	869	204,803	864	204,803	864	207,054
MAMS	634	164,259	681	188,679	681	190,380
MASH	682	307,460	652	335,040	652	310,040
Co-Curricular		139,900		168,400		168,400
Student Services		17,438		17,438		17,438
Carl Perkins		15,758		19,686		19,686
Title IA		27,750		27,750		27,750
Remediation		25,365		25,365		25,365
Gifted and Talented		11,125		11,125		11,125
Interpreters		35,177		5,000		20,000
Improvement of Instruction		43,440		43,400		43,400
Support Media Technology		315,473		315,473		315,473
Instructional Media Technology		8,249		8,249		8,249
Audio-Visual		11,023		11,023		11,023
Staff Development		7,165		7,165		7,165
Project Lead the Way		5,200		5,200		5,200
Title II-A (Grant Fully Funded)		27,000		27,000		27,000
School Forest		250		250		250
IDEA flowthrough/preschool/CEIS		311,194		396,194		311,194
<b>Total Instructional</b>		<b>1,678,029</b>		<b>1,817,240</b>		<b>1,726,192</b>
<b>Operations and Maintenance</b>						
Operations		559,980		559,980		559,980
Maintenance		502,375		602,375		602,375
<b>Total Oper and Main</b>		<b>1,062,355</b>		<b>1,162,355</b>		<b>1,162,355</b>
<b>Salaries and Benefits Budget</b>						
Salary		12,491,598		13,255,323		13,548,266
Benefits		6,254,925		6,487,298		6,503,516
		<b>18,746,523</b>		<b>19,742,621</b>		<b>20,051,782</b>
<b>Transportation Budget</b>						
Fleet Transportation		1,128,063		1,154,854		1,154,854
Special Education Transportation		34,800		34,800		34,800
<b>Total Transportation</b>		<b>1,162,863</b>		<b>1,189,654</b>		<b>1,189,654</b>
<b>Other Budget</b>						
Central Administration		63,500		70,650		70,650
Fiscal		58,000		58,000		58,000
Central Services		200,600		200,600		200,600
Insurance and Judgments		190,000		190,000		190,000
Debt Services		7,500		7,500		7,500
Other Support Services		3,920		3,920		3,920
Non Program Transactions		300,000		500,510		375,000
Transfer to Fund 80/99		2,738,750		2,997,460		3,172,471
		<b>3,562,270</b>		<b>4,028,640</b>		<b>4,078,141</b>
<b>New Program</b>		-		-		25,000
<b>Total expenditures</b>		<b>26,212,040</b>		<b>27,940,510</b>		<b>28,233,124</b>

## Enrollment Information General Enrollment and Enrollment by School (January 2014 - 2018)

Grade	2014-15 January	2015-16 January	2016-17 January	2017-18 January	2018-19 January	2019-20 Projected
K - 4	736	724	737	702	723	668
5 - 6	269	297	342	333	304	313
7 - 8	309	279	296	329	359	347
9 - 12	687	661	679	629	644	625
<b>Total</b>	<b>2001</b>	<b>1961</b>	<b>2054</b>	<b>1993</b>	<b>2030</b>	<b>1953</b>
<b>Increase/Decrease</b>	<b>+45</b>	<b>-40</b>	<b>+93</b>	<b>-61</b>	<b>+37</b>	<b>-77</b>
<b>% of Change</b>	<b>2.25%</b>	<b>-2.04%</b>	<b>+4.53%</b>	<b>-3.06%</b>	<b>+1.82%</b>	<b>-3.94%</b>



## Enrollment by Grade Level 2018-19 and Projected 2019-20

	January 2019 Enrollment (MAES, SES, MAMS & MASH)						Projected 2018-19 Enrollment & Recommended Number of Sections				
	MAES	SES	Total	Total by Building Level		Sections	Class Size	Total	Total by Bldg Level	Sections	Class Size
EC	14	0	14	MAES 660	SES 202	1	14	15	MAES/SES 813	1	15
Headstart	12	0	12			1	12	15			
PK	88	25	113			8	12 / 16	115			
K	98	39	137			7	19 / 20	113			
1	104	20	124			6	20 / 21	137			
2	101	34	135			7	16 / 18	124			
3	121	38	159			7	19 / 24	135			
4	122	46	168			7	23 / 25	159			
5	145		145			6	23 / 26	168			
6	159		159			7	22 / 23	145			
7	188		188					159			
8	171		171					188			
9	168		168	644		171					
10	134		134		168						
11	152		152		134						
12	190		190		152						
<b>RVA PK - 12 + Consortium &amp; 66.0301</b>	926		926	926		950	950				
<b>Total</b>				3095	57 K-6 Sections		3048	3048	58 K-6 Sections		

Medford Area Public School District  
Board of Education Meeting  
Budget Staffing Report  
2019-20

**A. New Positions**

Position Title	Board Position Approved	Posting Status / Closing Date	Interviews P = Pending S = Scheduled C = Concluded N = Not Planned	Contract Status E = Extended A = Accepted T = Transfer B = Board Approved	Remarks Including salary	Board Contract Approval Date
RVA High School Counselor		2/4/19-2/28/19				
RVA High School English		2/4/19-2/28/19				
RVA Art Teacher		2/4/19-2/28/19				
MAMS Special Education Teacher		2/5/19-3/18/19				

**B. Replacement Positions (Administrative)**

Position Title	Retirement/ Resignation Accepted/ Transfer Date	Posting Status / Closing Date	Interviews P = Pending S = Scheduled C = Concluded N = Not Planned	Contract Status E = Extended A = Accepted T = Transfer B = Board Approved	Remarks	Board Contract Approval Date
Director of Business Services (J. Albers)	Ret – 6/30/19	2/15/19-3/15/19				

**C. Replacement Positions (Professional Staff)**

Position Title	Retirement/ Resignation Accepted/ Transfer Date	Posting Status / Closing Date	Interviews P = Pending S = Scheduled C = Concluded N = Not Planned	Contract Status E = Extended A = Accepted T = Transfer B = Board Approved	Remarks	Board Contract Approval Date
MASH Special Education Teacher (S. Gajewski)	Transfer – 7/1/19	2/5/19-3/18/19				
MAES Special Education Teacher (K. Schumacher)	Transfer – 7/1/19	2/5/19-3/18/19				

**D. Professional Staff Transfers**

Transfer Request	Person Involved	From	To	Administrative Status P = Pending A = Approved D = Denied R = Retracted RC = Recalled
<b>Staff Requested Transfers</b>				
1	Shari Gajewski	MASH Special Education Teacher	Alternative High School Education Teacher	A – 1/28/19
2	Kathy Schumacher	MAES Special Education Teacher	SES Special Education Teacher	A – 1/28/19
3	Greg Smith	MAMS/RVA Math Teacher	RVA Math Teacher	A – 1/28/19
4	Laura Mukerji	RVA English Teacher 0.125 FTE	RVA English Teacher 0.25 FTE	A – 1/28/19
5	Ryan Steinhoff	RVA HS Driver's Ed & Phy Ed Teacher 0.5 FTE	RVA HS Driver's Ed & Phy Ed Teacher 1.0 FTE	A – 1/28/19
6	Autumn Schlei	RVA High School Spanish Teacher 0.5 FTE	RVA High School Spanish Teacher 1.0 FTE	A – 1/28/19
7				
8				
<b>District Transfers / Reassignments / Reductions</b>				
1				
2				
3				
4				
5				

**E. Replacement Positions (Support Staff)**

Position Title	N = New Position P = Program Proposal R = Resignation Ret = Retirement T = Transfer	Posting Status / Closing Date	Interviews P = Pending S = Scheduled C = Concluded N = Not Planned	Contract Status E = Extended A = Accepted T = Transfer B = Board Approved	Remarks	Board Approval Date
MAES Remediation Asst (J Demell)	R	N/A			Megan Hanson, LTS	
SOAR Special Education Asst (J. Jurgens)	Ret					

**F. Support Staff Transfers**

Transfer Request	Person Involved	From	To	Administrative Status P = Pending A = Approved D = Denied R = Retracted RC = Recalled
<b>Staff Requested Transfers</b>				

**G. Co-Curricular**

Position Title	C = Contract not renewed N = New Position P = Program Proposal R = Resignation Ter = Term	Posting Status / Closing Date	Interviews P = Pending S = Scheduled C = Concluded N = Not Planned	Contract Status E = Extended A = Accepted T = Transfer B = Board Approved	Remarks	Board Approval Date
MAMS Girls Asst Track Coach	R	8/28/19-until filled				
MASH Asst Track Coach (D. Hildebrant)	R	1/2/19-1/22/19	C	B	Tim Hanson \$2,145	A – 1/28/19
MASH Post Prom Advisor (K. Dahlvig)	R	N/A	N	B	Jennifer Buskerud, \$700	A – 1/28/19
MAMS Forensics (L. Coyer)	R					



## **Treasurer's Report – (Cash Balance Report) Balance Sheet As of January 31, 2019**

The Balance Sheet is a report listing the assets and liabilities of the District. This report includes, but is not limited to: cash, accounts receivable, accounts payable, other liabilities, and the fund balance accounts.

The Medford Area Public School District has checking and savings accounts that are used for the current and general operations of the district. The accounts are:

Function 711100-711109 includes the General checking account from Nicolet National Bank and the Payroll account from Abby Bank.

Function 711210-711219 Petty Cash Accounts

Function 712000 Post Retirement Account

Function 712200 Local Government Investment Pool

The cash balance from the prior month is shown under the title of beginning balance. In January, the District received a portion of the tax levy dollars from each municipality. It was necessary to obtain a line of credit of \$1,000,000 at the end of January from Abby Bank. This line of credit will be paid off with the February tax receipts (the amount collected during January at each municipality).

Medford Area Public School District  
 Budget Actual Fund 10-General

Thru  
 January

Through  
 December January

	Budget	Actual	Difference	Through December	January	
Salaries, Wages and benefits	15,348,738	6,872,878	8,475,860	5,618,132	1,254,746	
<b>Instructional Budget</b>						
MAES/SES	204,803	142,886	61,917	133,787	9,099	Dan/Don
MAMS	188,679	141,735	46,944	138,586	3,149	Al
MASH	335,040	258,137	76,903	245,611	12,526	Jill
Co-Curricular	168,400	108,207	60,193	99,037	9,170	Andy
Student Services	17,438	6,612	10,826	6,076	536	Joseph
Carl Perkins-fully funded	19,686	7,304	12,382	7,219	85	Laura
Title IA fully funded	27,750	21,008	6,742	20,567	441	Laura
Remediation	25,365	26,898	(1,533)	26,898	-	Laura
Gifted and Talented	11,125	7,517	3,608	7,131	386	Laura
Interpreters	5,000	11,215	(6,215)	8,888	2,327	Joseph
Improvement of Instruction	43,400	19,043	24,357	16,697	2,346	Laura
Hwy 13 Consortium Grant	-	10,137	(10,137)	9,937	200	Laura
Project Lead the Way	5,200	3,877	1,323	3,877	-	Laura
Title IV New	-	5,584	(5,584)	5,584	-	Laura
Support Media Technology	315,473	315,731	(258)	314,852	879	Dennis
Instructional Media Technology	8,249	5,749	2,500	5,710	39	Dennis
Audio-Visual	11,023	3,893	7,130	3,893	-	Laura
Staff Development	7,165	4,294	2,871	4,232	62	Laura
Title II-A (Grant Fully Funded)	27,000	19,122	7,878	22,679	(3,557)	Laura
School Forest	250	316	(66)	316	-	Laura
<b>Total Instructional</b>	<b>1,421,046</b>	<b>1,119,265</b>	<b>301,781</b>	<b>1,081,577</b>	<b>37,688</b>	
<b>Operations and Maintenance Budget</b>						
Operations	559,980	309,974	250,006	256,980	52,994	Dave
Maintenance	602,375	596,090	6,285	555,053	41,037	Dave
From Fund Balance	-	437,616	(437,616)	437,616	-	Dave
<b>Total Oper and Main</b>	<b>1,162,355</b>	<b>1,343,680</b>	<b>(181,325)</b>	<b>1,249,649</b>	<b>94,031</b>	
<b>Total Transportation</b>	<b>1,154,854</b>	<b>512,746</b>	<b>642,108</b>	<b>382,928</b>	<b>129,818</b>	<b>Jeff</b>
<b>All Other Budgets</b>						
Central Administration	70,650	45,697	24,953	43,391	2,306	Pat
Fiscal	58,000	54,484	3,516	53,824	660	Jeff
Central Services	200,600	144,627	55,973	125,350	19,277	Jeff
Insurance and Judgments	190,000	91,480	98,520	76,271	15,209	Jeff
Debt Services	7,500	2,447	5,053	2,447	-	Jeff
Other Support Services	3,920	1,960	1,960	1,960	-	Jeff
Non Program Transactions	375,000	-	375,000	-	-	Jeff
Transfer to Fund 80/99	2,997,460	-	2,997,460	-	-	Jeff
	<b>3,903,130</b>	<b>340,695</b>	<b>3,562,435</b>	<b>303,243</b>	<b>37,452</b>	
Transfer to Fund 27	3,179,835	-	3,179,835	-	-	
<b>Total Expenditures</b>	<b>26,169,958</b>	<b>10,189,264</b>	<b>15,980,694</b>	<b>8,635,529</b>	<b>1,553,735</b>	

**Co-Curricular Salary and Benefits**

*Middle School*

Football	3,113.89
Volleyball	8,021.58
Swim-Girls	3,038.23
Cross Country	3,112.90
Basketball-Girls	1,184.88
Basketball-Boys	4,364.06
Wrestling	569.09
Gymnastics	-
Softball	-
Track-Girls	-
Track-Boys	33.68
District Wide	-
Co-curricular-ACADEMIC	2,286.42
	<u>25,724.73</u>

**Budget 247,300**

**Co-curricular budget**

Football	2,525.16
Volleyball	3,991.36
Swim-Girls	979.09
Cross Country	764.65
Basketball-Girls	1,248.45
Basketball-Boys	2,738.20
Swim-Boys	-
Wrestling	1,214.45
Gymnastics	-
Softball	-
Track-Girls	21.87
Track-Boys	21.87
District Wide Co-Curricular	250.00
Co-Curricular-ACADEMIC	505.84
	<u>14,260.94</u>

**Budget 187,239**

**Co-Curricular Salary and Benefits**

*High School*

Football	14,984.73
Volleyball	9,033.37
Soccer-Boys	5,613.44
Tennis-Girls	2,820.89
Swim-Girls	3,950.71
Cross Country	5,885.26
Basketball-Girls	1,502.64
Basketball-Boys	3,592.93
Swim-Boys	342.18
Wrestling	2,039.63
Hockey-Girls	-
Hockey-Boys	67.35
Gymnastics	-
Baseball	2,544.24
Softball	2,757.04
Soccer-Girls	-
Track-Girls	669.08
Track-Boys	668.99
Tennis-Boys	1,106.66
Golf	2,221.67
Curling	-
District Wide	27.57
Co-curricular-ACADEMIC	8,414.90
	<u>68,243.28</u>

**Remaining**

**Co-curricular budget**

Football	19,799.11
Volleyball	10,089.61
Soccer-Boys	4,551.19
Tennis-Girls	2,526.09
Swim-Girls	2,936.31
Cross Country	3,018.13
Basketball-Girls	4,954.01
Basketball-Boys	5,966.88
Swim-Boys	1,318.87
Wrestling	3,116.72
Hockey-Girls	15,127.96
Hockey-Boys	15,156.43
Gymnastics	7,988.78
Baseball	2,324.59
Softball	656.88
Soccer-Girls	873.69
Track-Girls	534.83
Track-Boys	440.25
Tennis-Boys	744.25
Golf	278.88
Curling	878.88
District Wide Co-Curricular	4,411.30
Co-Curricular-ACADEMIC	61.25
	<u>107,754.89</u>

**Remaining**

**Total**

-
18,098.62
17,054.95
5,613.44
2,820.89
6,988.94
8,998.16
2,687.52
7,956.99
342.18
2,608.72
-
67.35
-
2,544.24
2,757.04
-
669.08
702.67
1,106.66
2,221.67
-
27.57
10,701.32
<u>93,968.01</u>

**153,331.99**

**65,223.17**

**Transportation**

Football	1,840.91
Volleyball	3,615.86
Swim-Girls	1,959.42
Cross Country	1,778.11
Basketball-Girls	-
Basketball-Boys	3,420.98
Wrestling	2,011.65
Gymnastics	-
Softball	-
Track-Girls	-
Track-Boys	-
Other	-
	<u>14,626.93</u>

**Budget 123,840**

**Total 54,612.60**

**Budget 558,379**

By Sport:

Football	7,479.96
Volleyball	15,628.80
Swim-Girls	5,976.74
Cross Country	5,655.66
Basketball-Girls	2,433.33
Basketball-Boys	10,523.24
Wrestling	3,795.19
Gymnastics	-
Softball	-
Track-Girls	21.87
Track-Boys	55.55
District Wide	-
Not defined	250.00
Co-curricular academic	51,820.34
Total	<u>2,792.26</u>
	<u>54,612.60</u>

**Transportation**

Football	7,361.21	9,202.12
Volleyball	7,529.66	11,145.52
Soccer-Boys	5,748.39	5,748.39
Tennis-Girls	2,404.49	2,404.49
Swim-Girls	3,789.90	5,749.32
Cross Country	5,003.79	6,781.90
Basketball-Girls	2,933.01	2,933.01
Basketball-Boys	2,097.84	5,518.82
Swim-Boys	2,263.50	2,263.50
Wrestling	5,272.88	7,284.53
Hockey-Girls	5,239.10	5,239.10
Hockey-Boys	4,922.51	4,922.51
Gymnastics	874.84	874.84
Baseball	-	-
Softball	-	-
Soccer-Girls	-	-
Track-Girls	-	-
Track-Boys	-	-
Tennis-Boys	-	-
Golf	-	-
Curling	722.79	722.79
	<u>56,163.91</u>	<u>70,790.84</u>

**Remaining 53,049.16**

**232,162.08 286,774.68**

**Remaining 271,604.32**

District Wide	-	-
Football	42,145.05	49,625.01
Volleyball	26,652.64	42,281.44
Soccer-Boys	15,913.02	15,913.02
Tennis-Girls	7,751.47	7,751.47
Swim-Girls	10,676.92	16,653.66
Cross Country	13,907.18	19,562.84
Basketball-Girls	9,389.66	11,822.99
Basketball-Boys	11,657.65	22,180.89
Swim-Boys	3,924.55	3,924.55
Wrestling	10,429.23	14,224.42
Hockey-Girls	20,367.06	20,367.06
Hockey-Boys	20,146.29	20,146.29
Gymnastics	8,863.62	8,863.62
Baseball	4,868.83	4,868.83
Softball	3,413.92	3,413.92
Soccer-Girls	873.69	873.69
Track-Girls	1,203.91	1,225.78
Track-Boys	1,109.24	1,164.79
Tennis-Boys	1,850.91	1,850.91
Golf	2,500.55	2,500.55
Curling	1,629.24	1,629.24
Not defined	4,411.30	4,661.30
Co-curricular academic	223,685.93	275,506.27
Total	<u>8,476.15</u>	<u>11,268.41</u>
	<u>232,162.08</u>	<u>286,774.68</u>

							Beginning	January 2018-19	January 2018-19	2018-19	2018-19	Ending
Fd	T	Loc	Obj	Func	Prj		Balance	Debits	Credits	FY Debits	FY Credits	Balance
10	A	000	000	711100	000	CASH ON DEPOSIT//GENERAL FUND	-1,092,507.27	4,283,662.74	4,423,528.20	28,544,858.11	24,604,715.72	3,290,994.77
21	A	000	000	711100	000	CASH ON DEPOSIT//GIFT FUND	118,835.22	22,640.84	15,439.19	848,532.60	1,011,963.17	-40,282.77
27	A	000	000	711100	000	CASH ON DEPOSIT//SPECIAL EDUCA	0.00	181,280.16	615,801.69	1,280,515.03	3,799,913.19	-2,403,924.96
38	A	000	000	711100	000	CASH ON DEPOSIT//Non-Referendu	0.03	178,105.00	0.00	178,105.00	0.00	178,105.03
39	A	000	000	711100	000	CASH ON DEPOSIT//REFERENDUM AP	33,536.30	462,400.00	0.00	462,400.00	0.00	495,936.30
50	A	000	000	711100	000	CASH ON DEPOSIT//FOOD SERVICE	272,408.94	9,546.18	173,680.22	89,567.79	610,086.63	-244,437.72
72	A	000	000	711100	000	CASH ON DEPOSIT//PRIVATE PURPO	78,803.51	7,150.00	24,525.00	25,819.31	40,025.10	80,097.82
80	A	000	000	711100	000	CASH ON DEPOSIT//COMMUNITY SER	96,461.53	237,521.54	17,355.61	255,704.29	131,273.71	224,961.50
99	A	000	000	711100	000	CASH ON DEPOSIT//OTHER PKG/COO	-170,763.39	120,110.64	424,091.82	1,072,746.94	3,647,740.07	-2,661,377.57
21	A	000	000	711106	000	CASH ON DEPOSIT - MAES//GIFT F	65,196.90	0.00	0.00	0.00	0.00	65,196.90
21	A	000	000	711107	000	CASH ON DEPOSIT - SES//GIFT FU	2,841.60	0.00	0.00	0.00	0.00	2,841.60
21	A	000	000	711108	000	CASH ON DEPOSIT - MAMS//GIFT F	4,836.24	0.00	0.00	0.00	0.00	4,836.24
21	A	000	000	711109	000	CASH ON DEPOSIT - MASH//GIFT F	400.00	0.00	0.00	0.00	0.00	400.00
--	A	---	---	71110-	---		-589,950.39	5,502,417.10	5,694,421.73	32,758,249.07	33,845,717.59	-1,006,652.86
10	A	000	000	711150	000	CASH ON HAND - FOOD SERVICE//G	26,748.87	349.64	85,569.81	1,752.00	355,757.98	-327,257.11
50	A	000	000	711150	000	CASH ON HAND - FOOD SERVICE//F	0.00	61,947.55	0.00	324,075.70	0.00	324,075.70
80	A	000	000	711150	000	CASH ON HAND - FOOD SERVICE//C	0.00	2,549.00	0.00	13,874.25	0.00	13,874.25
--	A	---	---	71115-	---		26,748.87	64,846.19	85,569.81	339,701.95	355,757.98	10,692.84
--	A	---	---	7111--	---		-563,201.52	5,567,263.29	5,779,991.54	33,097,951.02	34,201,475.57	-995,960.02
10	A	000	000	711210	000	PETTY CASH//GENERAL FUND	165.00	0.00	0.00	800.00	0.00	965.00
--	A	---	---	71121-	---		165.00	0.00	0.00	800.00	0.00	965.00
--	A	---	---	7112--	---		165.00	0.00	0.00	800.00	0.00	965.00
73	A	000	000	712000	000	INVESTMENTS//FIDUCIARY FUND	3,267,886.29	0.00	0.00	80,467.00	65,467.00	3,282,886.29
--	A	---	---	71200-	---		3,267,886.29	0.00	0.00	80,467.00	65,467.00	3,282,886.29
--	A	---	---	7120--	---		3,267,886.29	0.00	0.00	80,467.00	65,467.00	3,282,886.29
10	A	000	000	712200	000	STATE INVESTMENT POOL//GENERAL	1,022.97	2.17	0.00	13.25	0.00	1,036.22
--	A	---	---	71220-	---		1,022.97	2.17	0.00	13.25	0.00	1,036.22
--	A	---	---	7122--	---		1,022.97	2.17	0.00	13.25	0.00	1,036.22
10	A	000	000	712400	000	REPURCHASE AGREEMENT//GENERAL	4,135,292.11	3,011,935.31	2,879,736.97	14,473,732.66	18,884,630.37	-275,605.60
27	A	000	000	712400	000	REPURCHASE AGREEMENT//SPECIAL	0.00	367,217.25	0.00	893,843.15	0.00	893,843.15
38	A	000	000	712400	000	REPURCHASE AGREEMENT//Non-Ref	0.00	0.00	0.00	0.00	6,552.50	-6,552.50

							Beginning	January 2018-19	January 2018-19	2018-19	2018-19	Ending
Fd	T	Loc	Obj	Func	Prj	Fd T Loc Obj Func Prj	Balance	Debits	Credits	FY Debits	FY Credits	Balance
39	A	000	000	712400	000	REPURCHASE AGREEMENT//REFEREND	0.00	0.00	0.00	0.00	33,200.00	-33,200.00
50	A	000	000	712400	000	REPURCHASE AGREEMENT//FOOD SER	0.00	40,363.01	1,946.17	243,800.40	9,411.34	234,389.06
--	A	---	---	71240-	---		4,135,292.11	3,419,515.57	2,881,683.14	15,611,376.21	18,933,794.21	812,874.11
--	A	---	---	7124--	---		4,135,292.11	3,419,515.57	2,881,683.14	15,611,376.21	18,933,794.21	812,874.11
10	A	000	000	713102	000	TOWNSHIP OF BERN//GENERAL FUND	12,340.18	0.00	7,853.60	33,827.00	20,193.78	25,973.40
38	A	000	000	713102	000	TOWNSHIP OF BERN//Non-Referend	0.00	0.00	945.00	945.00	945.00	0.00
39	A	000	000	713102	000	TOWNSHIP OF BERN//REFERENDUM A	0.00	0.00	2,453.00	2,453.00	2,453.00	0.00
80	A	000	000	713102	000	TOWNSHIP OF BERN//COMMUNITY SE	0.00	0.00	1,243.00	1,243.00	1,243.00	0.00
10	A	000	000	713104	000	TOWNSHIP OF BROWNING//GENERAL	161,913.95	0.00	88,356.40	435,405.00	250,270.35	347,048.60
38	A	000	000	713104	000	TOWNSHIP OF BROWNING//Non-Refere	0.00	0.00	12,161.00	12,161.00	12,161.00	0.00
39	A	000	000	713104	000	TOWNSHIP OF BROWNING//REFEREND	0.00	0.00	31,571.00	31,571.00	31,571.00	0.00
80	A	000	000	713104	000	TOWNSHIP OF BROWNING//COMMUNIT	0.00	0.00	16,000.00	16,000.00	16,000.00	0.00
10	A	000	000	713106	000	TOWNSHIP OF CHELSEA//GENERAL F	175,273.31	0.00	94,516.90	469,349.00	269,790.21	374,832.10
38	A	000	000	713106	000	TOWNSHIP OF CHELSEA//Non-Refer	0.00	0.00	13,109.00	13,109.00	13,109.00	0.00
39	A	000	000	713106	000	TOWNSHIP OF CHELSEA//REFERENDU	0.00	0.00	34,033.00	34,033.00	34,033.00	0.00
80	A	000	000	713106	000	TOWNSHIP OF CHELSEA//COMMUNITY	0.00	0.00	17,247.00	17,247.00	17,247.00	0.00
--	A	---	---	71310-	---		349,527.44	0.00	319,488.90	1,067,343.00	669,016.34	747,854.10
10	A	000	000	713110	000	TOWNSHIP OF DEER CREEK//GENERA	132,646.19	0.00	54,234.71	323,658.00	186,880.90	269,423.29
38	A	000	000	713110	000	TOWNSHIP OF DEER CREEK//Non-Re	0.00	0.00	9,040.00	9,040.00	9,040.00	0.00
39	A	000	000	713110	000	TOWNSHIP OF DEER CREEK//REFERE	0.00	0.00	23,469.00	23,469.00	23,469.00	0.00
80	A	000	000	713110	000	TOWNSHIP OF DEER CREEK//COMMUN	0.00	0.00	11,893.00	11,893.00	11,893.00	0.00
10	A	000	000	713114	000	TOWNSHIP OF GOODRICH//GENERAL	110,005.98	0.00	40,556.25	268,018.00	150,562.23	227,461.75
38	A	000	000	713114	000	TOWNSHIP OF GOODRICH//Non-Refere	0.00	0.00	7,486.00	7,486.00	7,486.00	0.00
39	A	000	000	713114	000	TOWNSHIP OF GOODRICH//REFEREND	0.00	0.00	19,434.00	19,434.00	19,434.00	0.00
80	A	000	000	713114	000	TOWNSHIP OF GOODRICH//COMMUNIT	0.00	0.00	9,849.00	9,849.00	9,849.00	0.00
10	A	000	000	713118	000	TOWNSHIP OF GROVER//GENERAL FU	16,438.43	0.00	8,500.93	41,968.00	24,939.36	33,467.07
38	A	000	000	713118	000	TOWNSHIP OF GROVER//Non-Refere	0.00	0.00	1,172.00	1,172.00	1,172.00	0.00
39	A	000	000	713118	000	TOWNSHIP OF GROVER//REFERENDUM	0.00	0.00	3,043.00	3,043.00	3,043.00	0.00
80	A	000	000	713118	000	TOWNSHIP OF GROVER//COMMUNITY	0.00	0.00	1,542.00	1,542.00	1,542.00	0.00
--	A	---	---	71311-	---		259,090.60	0.00	190,219.89	720,572.00	449,310.49	530,352.11
10	A	000	000	713120	000	TOWNSHIP OF HAMMEL//GENERAL FU	175,945.83	0.00	99,351.08	514,523.00	275,296.91	415,171.92
38	A	000	000	713120	000	TOWNSHIP OF HAMMEL//Non-Refere	0.00	0.00	14,369.00	14,369.00	14,369.00	0.00
39	A	000	000	713120	000	TOWNSHIP OF HAMMEL//REFERENDUM	0.00	0.00	37,308.00	37,308.00	37,308.00	0.00
80	A	000	000	713120	000	TOWNSHIP OF HAMMEL//COMMUNITY	0.00	0.00	18,907.00	18,907.00	18,907.00	0.00
10	A	000	000	713122	000	TOWNSHIP OF HOLWAY//GENERAL FU	127,906.47	0.00	44,264.82	318,197.00	172,171.29	273,932.18
38	A	000	000	713122	000	TOWNSHIP OF HOLWAY//Non-Refere	0.00	0.00	8,887.00	8,887.00	8,887.00	0.00

							Beginning	January 2018-19	January 2018-19	2018-19	2018-19	Ending
Fd	T	Loc	Obj	Func	Prj	Fd T Loc Obj Func Prj	Balance	Debits	Credits	FY Debits	FY Credits	Balance
39	A	000	000	713122	000	TOWNSHIP OF HOLWAY//REFERENDUM	0.00	0.00	23,073.00	23,073.00	23,073.00	0.00
80	A	000	000	713122	000	TOWNSHIP OF HOLWAY//COMMUNITY	0.00	0.00	11,693.00	11,693.00	11,693.00	0.00
10	A	000	000	713126	000	TOWNSHIP OF LITTLE BLACK//GENE	194,272.52	0.00	112,408.99	479,489.00	306,681.51	367,080.01
38	A	000	000	713126	000	TOWNSHIP OF LITTLE BLACK//Non-	0.00	0.00	13,392.00	13,392.00	13,392.00	0.00
39	A	000	000	713126	000	TOWNSHIP OF LITTLE BLACK//REFE	0.00	0.00	34,768.00	34,768.00	34,768.00	0.00
80	A	000	000	713126	000	TOWNSHIP OF LITTLE BLACK//COMM	0.00	0.00	17,620.00	17,620.00	17,620.00	0.00
10	A	000	000	713128	000	TOWNSHIP OF MAPLEHURST//GENERA	6,317.83	0.00	2,295.11	15,111.00	8,612.94	12,815.89
38	A	000	000	713128	000	TOWNSHIP OF MAPLEHURST//Non-Re	0.00	0.00	422.00	422.00	422.00	0.00
39	A	000	000	713128	000	TOWNSHIP OF MAPLEHURST//REFERE	0.00	0.00	1,096.00	1,096.00	1,096.00	0.00
80	A	000	000	713128	000	TOWNSHIP OF MAPLEHURST//COMMUN	0.00	0.00	555.00	555.00	555.00	0.00
--	A	---	---	71312-	---		504,442.65	0.00	440,410.00	1,509,410.00	944,852.65	1,069,000.00
10	A	000	000	713132	000	TOWNSHIP OF MEDFORD//GENERAL F	480,934.30	0.00	278,575.25	1,204,115.00	759,509.55	925,539.75
38	A	000	000	713132	000	TOWNSHIP OF MEDFORD//Non-Refer	0.00	0.00	33,630.00	33,630.00	33,630.00	0.00
39	A	000	000	713132	000	TOWNSHIP OF MEDFORD//REFERENDU	0.00	0.00	87,311.00	87,311.00	87,311.00	0.00
80	A	000	000	713132	000	TOWNSHIP OF MEDFORD//COMMUNITY	0.00	0.00	44,248.00	44,248.00	44,248.00	0.00
10	A	000	000	713134	000	TOWNSHIP OF MOLITOR//GENERAL F	114,228.20	0.00	72,047.01	299,694.00	186,275.21	227,646.99
38	A	000	000	713134	000	TOWNSHIP OF MOLITOR//Non-Refer	0.00	0.00	8,370.00	8,370.00	8,370.00	0.00
39	A	000	000	713134	000	TOWNSHIP OF MOLITOR//REFERENDU	0.00	0.00	21,731.00	21,731.00	21,731.00	0.00
80	A	000	000	713134	000	TOWNSHIP OF MOLITOR//COMMUNITY	0.00	0.00	11,013.00	11,013.00	11,013.00	0.00
--	A	---	---	71313-	---		595,162.50	0.00	556,925.26	1,710,112.00	1,152,087.76	1,153,186.74
10	A	000	000	713151	000	CITY OF MEDFORD//GENERAL FUND	667,478.42	0.00	383,308.66	1,800,043.00	1,050,787.08	1,416,734.34
38	A	000	000	713151	000	CITY OF MEDFORD//Non-Referendu	0.00	0.00	50,274.00	50,274.00	50,274.00	0.00
39	A	000	000	713151	000	CITY OF MEDFORD//REFERENDUM AP	0.00	0.00	130,522.00	130,522.00	130,522.00	0.00
80	A	000	000	713151	000	CITY OF MEDFORD//COMMUNITY SER	0.00	0.00	66,146.00	66,146.00	66,146.00	0.00
--	A	---	---	71315-	---		667,478.42	0.00	630,250.66	2,046,985.00	1,297,729.08	1,416,734.34
10	A	000	000	713181	000	VILLAGE OF STETSONVILLE//GENER	58,864.26	0.00	47,095.80	173,600.00	105,960.06	126,504.20
38	A	000	000	713181	000	VILLAGE OF STETSONVILLE//Non-R	0.00	0.00	4,848.00	4,848.00	4,848.00	0.00
39	A	000	000	713181	000	VILLAGE OF STETSONVILLE//REFER	0.00	0.00	12,588.00	12,588.00	12,588.00	0.00
80	A	000	000	713181	000	VILLAGE OF STETSONVILLE//COMMU	0.00	0.00	6,379.00	6,379.00	6,379.00	0.00
--	A	---	---	71318-	---		58,864.26	0.00	70,910.80	197,415.00	129,775.06	126,504.20
--	A	---	---	7131--	---		2,434,565.87	0.00	2,208,205.51	7,251,837.00	4,642,771.38	5,043,631.49
10	A	000	000	713200	000	ACCOUNTS RECEIVABLE//GENERAL F	6,797.12	0.00	0.00	0.00	6,797.12	0.00
21	A	000	000	713200	000	ACCOUNTS RECEIVABLE//GIFT FUND	240,665.54	0.00	0.00	0.00	240,665.54	0.00
50	A	000	000	713200	000	ACCOUNTS RECEIVABLE//FOOD SERV	3.75	426.12	773.00	1,627.21	1,197.34	433.62
73	A	000	000	713200	000	ACCOUNTS RECEIVABLE//FIDUCIARY	80,467.00	0.00	0.00	0.00	80,467.00	0.00

							Beginning	January 2018-19	January 2018-19	2018-19	2018-19	Ending
Fd	T	Loc	Obj	Func	Prj		Balance	Debits	Credits	FY Debits	FY Credits	Balance
99	A	000	000	713200	000	ACCOUNTS RECEIVABLE//OTHER PKG	184,342.00	0.00	0.00	0.00	184,342.00	0.00
--	A	---	---	71320-	---		512,275.41	426.12	773.00	1,627.21	513,469.00	433.62
--	A	---	---	7132--	---		512,275.41	426.12	773.00	1,627.21	513,469.00	433.62
10	A	000	000	714220	000	DUE FROM SPECIAL PROJECTS FUND	286,542.30	0.00	0.00	0.00	0.00	286,542.30
--	A	---	---	71422-	---		286,542.30	0.00	0.00	0.00	0.00	286,542.30
10	A	000	000	714273	000	DUE FROM POST RETIREMENT TRUST	46,929.47	0.00	0.00	0.00	46,929.47	0.00
27	A	000	000	714273	000	DUE FROM POST RETIREMENT TRUST	12,759.55	0.00	0.00	0.00	12,759.55	0.00
99	A	000	000	714273	000	DUE FROM POST RETIREMENT TRUST	5,777.98	0.00	0.00	0.00	5,777.98	0.00
--	A	---	---	71427-	---		65,467.00	0.00	0.00	0.00	65,467.00	0.00
--	A	---	---	7142--	---		352,009.30	0.00	0.00	0.00	65,467.00	286,542.30
10	A	000	000	715500	000	DUE FROM STATE GOVERNMENT//GEN	265,898.58	0.00	0.00	0.00	263,948.58	1,950.00
50	A	000	000	715500	000	DUE FROM STATE GOVERNMENT//FOO	0.00	0.00	0.00	8,694.08	0.00	8,694.08
--	A	---	---	71550-	---		265,898.58	0.00	0.00	8,694.08	263,948.58	10,644.08
--	A	---	---	7155--	---		265,898.58	0.00	0.00	8,694.08	263,948.58	10,644.08
10	A	000	000	715600	000	DUE FROM FEDERAL GOVERNMENT//G	225,275.70	0.00	0.00	0.00	225,275.70	0.00
27	A	000	000	715600	000	DUE FROM FEDERAL GOVERNMENT//S	307,467.05	0.00	0.00	0.00	276,172.68	31,294.37
50	A	000	000	715600	000	DUE FROM FEDERAL GOVERNMENT//F	29,371.43	1,946.17	40,363.01	215,025.54	243,800.40	596.57
--	A	---	---	71560-	---		562,114.18	1,946.17	40,363.01	215,025.54	745,248.78	31,890.94
--	A	---	---	7156--	---		562,114.18	1,946.17	40,363.01	215,025.54	745,248.78	31,890.94
10	A	000	000	717000	000	PREPAID EXPENSES//GENERAL FUND	24,515.75	0.00	0.00	1,149,100.00	1,125,000.00	24,515.75
--	A	---	---	71700-	---		24,515.75	0.00	0.00	1,149,100.00	1,125,000.00	24,515.75
--	A	---	---	7170--	---		24,515.75	0.00	0.00	1,149,100.00	1,125,000.00	24,515.75
50	A	000	000	816900	000	OTHER DEFERRED REVENUE//FOOD S	-17,226.42	98.68	59,856.65	257,373.61	343,351.03	-103,230.04
--	A	---	---	81690-	---		-17,226.42	98.68	59,856.65	257,373.61	343,351.03	-103,230.04
--	A	---	---	8169--	---		-17,226.42	98.68	59,856.65	257,373.61	343,351.03	-103,230.04
10	L	000	000	811100	000	TEMPORARY NOTES PAYABLE//GENER	0.00	1,525,000.00	1,400,000.00	3,875,000.00	4,875,000.00	-1,000,000.00
--	L	---	---	81110-	---		0.00	1,525,000.00	1,400,000.00	3,875,000.00	4,875,000.00	-1,000,000.00



							Beginning	January 2018-19	January 2018-19	2018-19	2018-19	Ending
Fd	T	Loc	Obj	Func	Prj		Balance	Debits	Credits	FY Debits	FY Credits	Balance
--	L	---	---	8111	--	---	0.00	1,525,000.00	1,400,000.00	3,875,000.00	4,875,000.00	-1,000,000.00
10	L	000	000	811200	000	ACCOUNTS PAYABLE//GENERAL FUND	-83,658.02	2,211,589.89	2,211,589.89	15,035,964.04	14,957,553.53	-5,247.51
21	L	000	000	811200	000	ACCOUNTS PAYABLE//GIFT FUND	-237,399.54	15,419.83	15,419.83	997,059.89	759,660.35	0.00
27	L	000	000	811200	000	ACCOUNTS PAYABLE//SPECIAL EDUC	-9,189.33	339,680.33	339,680.33	2,066,114.10	2,056,924.77	0.00
50	L	000	000	811200	000	ACCOUNTS PAYABLE//FOOD SERVICE	-21,452.84	307,121.74	161,914.88	849,541.56	828,088.72	0.00
72	L	000	000	811200	000	ACCOUNTS PAYABLE//PRIVATE PURP	0.00	24,525.00	24,525.00	40,025.10	40,025.10	0.00
80	L	000	000	811200	000	ACCOUNTS PAYABLE//COMMUNITY SE	-612.72	10,465.85	10,465.85	77,742.38	77,129.66	0.00
99	L	000	000	811200	000	ACCOUNTS PAYABLE//OTHER PKG/CO	-3,790.83	258,305.53	258,305.53	2,421,019.86	2,418,219.65	-990.62
--	L	---	---	81120	---		-356,103.28	3,167,108.17	3,021,901.31	21,487,466.93	21,137,601.78	-6,238.13
--	L	---	---	8112	--		-356,103.28	3,167,108.17	3,021,901.31	21,487,466.93	21,137,601.78	-6,238.13
10	L	000	000	811611	000	FICA//GENERAL FUND	-41,165.49	124,602.88	124,602.88	756,092.05	778,505.54	0.00
27	L	000	000	811611	000	FICA//SPECIAL EDUCATION FUND	0.00	38,092.28	38,092.28	217,541.30	236,086.70	0.00
50	L	000	000	811611	000	FICA//FOOD SERVICE FUND	0.00	1,612.78	1,612.78	8,645.04	9,358.52	0.00
80	L	000	000	811611	000	FICA//COMMUNITY SERVICE FUND	0.00	629.30	629.30	5,333.00	5,558.68	0.00
99	L	000	000	811611	000	FICA//OTHER PKG/COOP PROGRAM F	0.00	22,625.30	22,625.30	159,005.82	170,349.58	0.00
10	L	000	000	811612	000	FEDERAL INCOME TAX//GENERAL FU	-15,340.30	62,529.46	62,529.46	373,065.26	389,956.97	0.00
27	L	000	000	811612	000	FEDERAL INCOME TAX//SPECIAL ED	0.00	16,870.33	16,870.33	100,045.02	108,327.51	0.00
50	L	000	000	811612	000	FEDERAL INCOME TAX//FOOD SERVI	0.00	829.14	829.14	4,636.12	4,990.64	0.00
80	L	000	000	811612	000	FEDERAL INCOME TAX//COMMUNITY	0.00	228.58	228.58	2,681.74	2,846.23	0.00
99	L	000	000	811612	000	FEDERAL INCOME TAX//OTHER PKG/	0.00	10,178.23	10,178.23	72,616.48	77,710.06	0.00
10	L	000	000	811613	000	STATE INCOME TAX//GENERAL FUND	-8,214.69	35,890.97	35,890.97	209,752.13	220,051.16	0.00
27	L	000	000	811613	000	STATE INCOME TAX//SPECIAL EDUC	0.00	9,684.18	9,684.18	56,110.02	60,815.15	0.00
50	L	000	000	811613	000	STATE INCOME TAX//FOOD SERVICE	0.00	334.63	334.63	1,917.99	2,053.51	0.00
80	L	000	000	811613	000	STATE INCOME TAX//COMMUNITY SE	0.00	49.17	49.17	919.10	972.23	0.00
99	L	000	000	811613	000	STATE INCOME TAX//OTHER PKG/CO	0.00	6,727.28	6,727.28	47,105.93	50,477.73	0.00
--	L	---	---	81161	---		-64,720.48	330,884.51	330,884.51	2,015,467.00	2,118,060.21	0.00
10	L	000	000	811621	000	WTRS//GENERAL FUND	-330,804.90	89,442.94	89,442.94	822,147.32	535,708.00	0.00
27	L	000	000	811621	000	WTRS//SPECIAL EDUCATION FUND	0.00	24,596.18	24,596.18	143,797.54	156,032.06	0.00
80	L	000	000	811621	000	WTRS//COMMUNITY SERVICE FUND	0.00	126.06	126.06	2,577.36	2,724.58	0.00
99	L	000	000	811621	000	WTRS//OTHER PKG/COOP PROGRAM F	0.00	17,976.36	17,976.36	129,510.74	138,498.92	0.00
10	L	000	000	811622	000	WRS//GENERAL FUND	-28,672.82	16,919.22	16,919.22	148,010.90	128,351.24	0.00
27	L	000	000	811622	000	WRS//SPECIAL EDUCATION FUND	0.00	9,033.92	9,033.92	50,917.64	55,019.78	0.00
50	L	000	000	811622	000	WRS//FOOD SERVICE FUND	0.00	1,470.42	1,470.42	7,903.58	8,557.12	0.00
80	L	000	000	811622	000	WRS//COMMUNITY SERVICE FUND	0.00	0.00	0.00	2.00	2.00	0.00
99	L	000	000	811622	000	WRS//OTHER PKG/COOP PROGRAM FU	0.00	2,101.16	2,101.16	13,357.42	14,509.68	0.00
--	L	---	---	81162	---		-359,477.72	161,666.26	161,666.26	1,318,224.50	1,039,403.38	0.00

							Beginning	January 2018-19	January 2018-19	2018-19	2018-19	Ending
Fd	T	Loc	Obj	Func	Prj		Balance	Debits	Credits	FY Debits	FY Credits	Balance
10	L	000	000	811631	000	HEALTH INSURANCE//GENERAL FUND	-226,365.07	241,286.68	252,378.10	1,816,997.18	1,461,257.79	254,612.71
27	L	000	000	811631	000	HEALTH INSURANCE//SPECIAL EDUC	0.00	92,070.78	92,070.78	463,590.18	512,225.36	0.00
50	L	000	000	811631	000	HEALTH INSURANCE//FOOD SERVICE	0.00	5,783.88	5,783.88	28,491.82	31,383.76	0.00
99	L	000	000	811631	000	HEALTH INSURANCE//OTHER PKG/CO	0.00	42,440.74	42,440.74	285,493.93	307,209.46	0.00
10	L	000	000	811632	000	DENTAL INSURANCE//GENERAL FUND	-16,892.65	18,326.20	20,080.06	144,751.90	117,833.08	20,008.66
27	L	000	000	811632	000	DENTAL INSURANCE//SPECIAL EDUC	0.00	7,639.20	7,639.20	39,020.39	43,036.90	0.00
50	L	000	000	811632	000	DENTAL INSURANCE//FOOD SERVICE	0.00	399.68	399.68	1,998.40	2,198.24	0.00
99	L	000	000	811632	000	DENTAL INSURANCE//OTHER PKG/CO	0.00	3,449.05	3,449.05	22,803.24	24,527.76	0.00
10	L	000	000	811633	000	LONG-TERM DISABILITY//GENERAL	-6,670.42	2,638.45	2,749.72	20,396.93	16,295.09	-1,195.99
27	L	000	000	811633	000	LONG-TERM DISABILITY//SPECIAL	0.00	875.20	875.20	4,768.80	5,207.36	0.00
50	L	000	000	811633	000	LONG-TERM DISABILITY//FOOD SER	0.00	42.02	42.02	214.90	235.91	0.00
99	L	000	000	811633	000	LONG-TERM DISABILITY//OTHER PK	0.00	518.84	518.84	3,428.47	3,687.89	0.00
--	L	---	---	81163-	---		-249,928.14	415,470.72	428,427.27	2,831,956.14	2,525,098.60	273,425.38
10	L	000	000	811660	000	TRUST ADVANTAGE//GENERAL FUND	0.00	1,007.92	1,007.92	5,331.57	5,841.03	0.00
27	L	000	000	811660	000	TRUST ADVANTAGE//SPECIAL EDUCA	0.00	458.32	458.32	3,208.24	3,437.40	0.00
99	L	000	000	811660	000	TRUST ADVANTAGE//OTHER PKG/COO	0.00	4.88	4.88	33.43	35.87	0.00
--	L	---	---	81166-	---		0.00	1,471.12	1,471.12	8,573.24	9,314.30	0.00
10	L	000	000	811670	000	TAX-SHELTERED ANNUITIES//GENER	0.00	16,083.32	16,083.32	86,461.47	94,503.13	0.00
27	L	000	000	811670	000	TAX-SHELTERED ANNUITIES//SPECI	0.00	660.00	660.00	2,999.99	3,329.99	0.00
99	L	000	000	811670	000	TAX-SHELTERED ANNUITIES//OTHER	0.00	2,001.88	2,001.88	12,087.66	13,088.60	0.00
--	L	---	---	81167-	---		0.00	18,745.20	18,745.20	101,549.12	110,921.72	0.00
10	L	000	000	811680	000	GARNISHMENT DEDUCTIONS PAYABLE	-1,436.00	2,415.98	2,415.98	15,585.23	15,406.03	0.00
27	L	000	000	811680	000	GARNISHMENT DEDUCTIONS PAYABLE	0.00	0.00	0.00	3.11	3.11	0.00
99	L	000	000	811680	000	GARNISHMENT DEDUCTIONS PAYABLE	0.00	334.01	0.00	668.02	668.02	0.00
--	L	---	---	81168-	---		-1,436.00	2,749.99	2,415.98	16,256.36	16,077.16	0.00
10	L	000	000	811690	000	OTHER DEDUCTIONS PAYABLE//GENE	0.00	0.00	24.00	158.00	194.00	-24.00
27	L	000	000	811690	000	OTHER DEDUCTIONS PAYABLE//SPEC	0.00	0.00	9.00	36.00	49.50	-9.00
99	L	000	000	811690	000	OTHER DEDUCTIONS PAYABLE//OTHE	0.00	0.00	0.00	2.00	2.00	0.00
10	L	000	000	811691	000	FLEX BENEFIT 125//GENERAL FUND	0.00	4,422.74	4,422.74	21,807.14	24,018.51	0.00
27	L	000	000	811691	000	FLEX BENEFIT 125//SPECIAL EDUC	0.00	1,386.08	1,386.08	7,965.99	8,659.03	0.00
99	L	000	000	811691	000	FLEX BENEFIT 125//OTHER PKG/CO	0.00	876.66	876.66	7,601.55	8,039.88	0.00
10	L	000	000	811696	000	ATHLETIC FIELD DONATION//GENER	0.00	0.00	237.90	1,276.60	1,633.45	-237.90
--	L	---	---	81169-	---		0.00	6,685.48	6,956.38	38,847.28	42,596.37	-270.90
--	L	---	---	8116--	---		-675,562.34	937,673.28	950,566.72	6,330,873.64	5,861,471.74	273,154.48

							Beginning	January 2018-19	January 2018-19	2018-19	2018-19	Ending
Fd	T	Loc	Obj	Func	Prj	Fd T Loc Obj Func Prj	Balance	Debits	Credits	FY Debits	FY Credits	Balance
10	L	000	000	811800	000	ACCRUED PAYROLL PAYABLE//GENER	-129,846.33	1,261,658.96	1,261,658.96	7,747,508.04	7,617,661.71	0.00
27	L	000	000	811800	000	ACCRUED PAYROLL PAYABLE//SPECI	-8,811.92	399,492.13	399,492.13	2,406,059.75	2,397,247.83	0.00
50	L	000	000	811800	000	ACCRUED PAYROLL PAYABLE//FOOD	0.00	18,620.46	18,620.46	105,661.35	105,661.35	0.00
80	L	000	000	811800	000	ACCRUED PAYROLL PAYABLE//COMMU	-737.03	7,267.44	7,267.44	57,601.96	56,864.93	0.00
99	L	000	000	811800	000	ACCRUED PAYROLL PAYABLE//OTHER	-8,463.91	229,992.74	229,992.74	1,679,142.16	1,670,678.25	0.00
--	L	---	---	81180-	---		-147,859.19	1,917,031.73	1,917,031.73	11,995,973.26	11,848,114.07	0.00
--	L	---	---	8118--	---		-147,859.19	1,917,031.73	1,917,031.73	11,995,973.26	11,848,114.07	0.00
27	L	000	000	812100	000	DUE TO GENERAL FUND//SPECIAL E	-286,542.30	0.00	0.00	0.00	0.00	-286,542.30
73	L	000	000	812100	000	DUE TO GENERAL FUND//FIDUCIARY	-46,929.47	0.00	0.00	46,929.47	0.00	0.00
--	L	---	---	81210-	---		-333,471.77	0.00	0.00	46,929.47	0.00	-286,542.30
--	L	---	---	8121--	---		-333,471.77	0.00	0.00	46,929.47	0.00	-286,542.30
73	L	000	000	812200	000	DUE TO SPECIAL REVENUE FUND//F	-12,759.55	0.00	0.00	12,759.55	0.00	0.00
10	L	000	000	812205	000	DUE TO POST RETIREMENT FUND//G	-57,682.10	0.00	0.00	57,682.10	0.00	0.00
27	L	000	000	812205	000	DUE TO POST RETIREMENT FUND//S	-15,683.05	0.00	0.00	15,683.05	0.00	0.00
99	L	000	000	812205	000	DUE TO POST RETIREMENT FUND//O	-7,101.85	0.00	0.00	7,101.85	0.00	0.00
--	L	---	---	81220-	---		-93,226.55	0.00	0.00	93,226.55	0.00	0.00
--	L	---	---	8122--	---		-93,226.55	0.00	0.00	93,226.55	0.00	0.00
73	L	000	000	812900	000	DUE TO PACKAGE AND COOPERATIVE	-5,777.98	0.00	0.00	5,777.98	0.00	0.00
--	L	---	---	81290-	---		-5,777.98	0.00	0.00	5,777.98	0.00	0.00
--	L	---	---	8129--	---		-5,777.98	0.00	0.00	5,777.98	0.00	0.00
10	Q	000	000	931100	000	FUND - RESERVED FOR ENCUMBRANC	117,933.04	75,626.98	35,362.10	1,401,664.00	1,616,601.94	-147,029.35
21	Q	000	000	931100	000	FUND - RESERVED FOR ENCUMBRANC	2,880.61	0.00	0.00	26,352.83	27,166.21	2,834.99
27	Q	000	000	931100	000	FUND - RESERVED FOR ENCUMBRANC	16,526.95	7,903.05	3,893.21	184,610.34	307,936.47	-108,599.48
50	Q	000	000	931100	000	FUND - RESERVED FOR ENCUMBRANC	0.00	0.00	0.00	70,589.00	70,589.00	0.00
80	Q	000	000	931100	000	FUND - RESERVED FOR ENCUMBRANC	-141,968.79	0.00	0.00	244.56	2,744.56	-144,468.79
99	Q	000	000	931100	000	FUND - RESERVED FOR ENCUMBRANC	473,111.23	31,286.92	55,114.54	447,247.86	488,221.37	429,030.70
--	Q	---	---	93110-	---		468,483.04	114,816.95	94,369.85	2,130,708.59	2,513,259.55	31,768.07
--	Q	---	---	9311--	---		468,483.04	114,816.95	94,369.85	2,130,708.59	2,513,259.55	31,768.07
30	Q	000	000	931790	000	FUND-RESERVE FOR DEBT RETIRMNT	-1,459,607.62	0.00	0.00	0.00	0.00	-1,459,607.62
--	Q	---	---	93179-	---		-1,459,607.62	0.00	0.00	0.00	0.00	-1,459,607.62

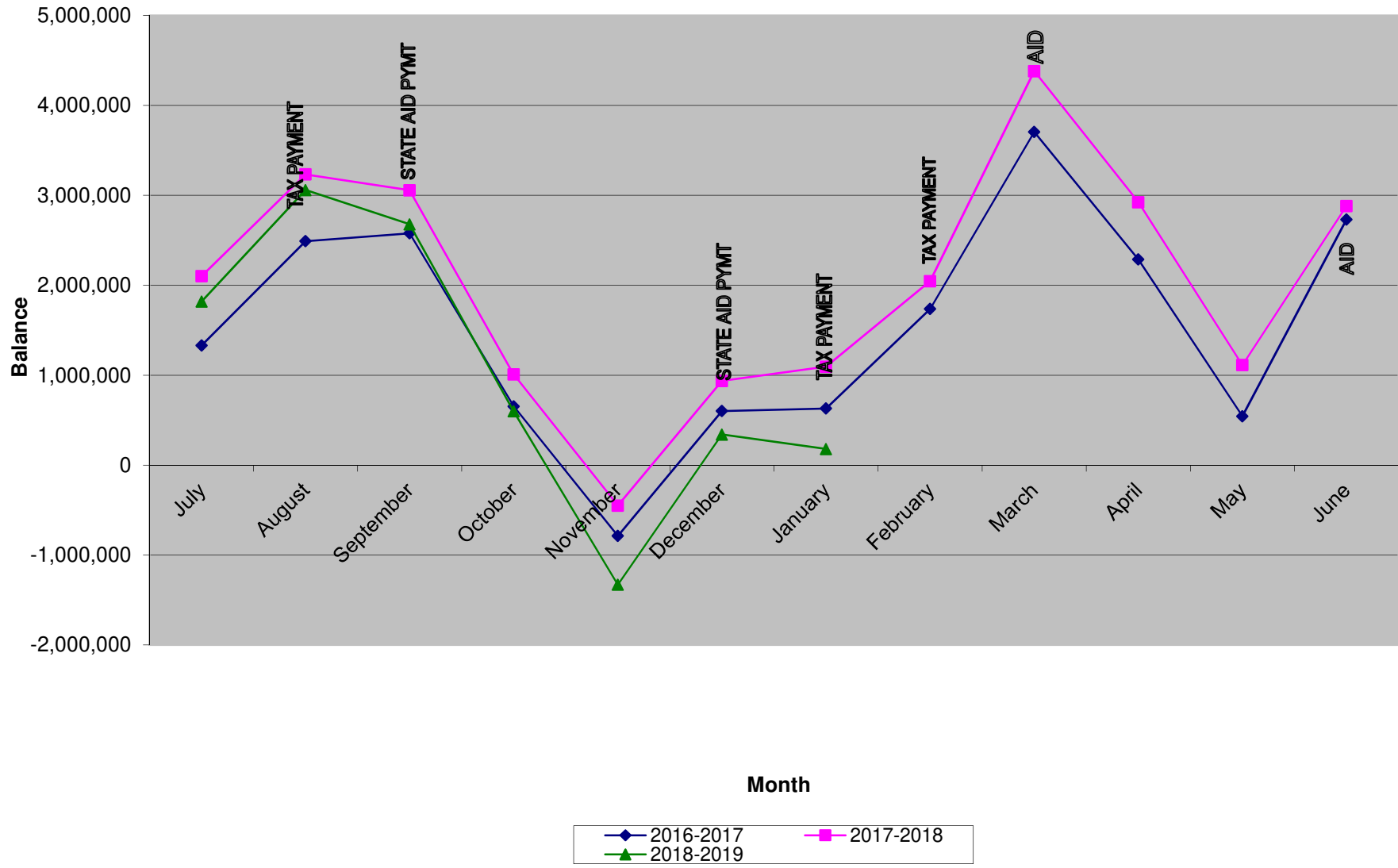
							Beginning	January 2018-19	January 2018-19	2018-19	2018-19	Ending
Fd	T	Loc	Obj	Func	Prj		Balance	Debits	Credits	FY Debits	FY Credits	Balance
--	Q	---	---	9317	--	---	-1,459,607.62	0.00	0.00	0.00	0.00	-1,459,607.62
73	Q	000	000	931900	000	OTHER RESERVED FUND BALANCE//F	-4,518,902.72	0.00	0.00	0.00	0.00	-4,518,902.72
--	Q	---	---	93190	---		-4,518,902.72	0.00	0.00	0.00	0.00	-4,518,902.72
--	Q	---	---	9319	--	---	-4,518,902.72	0.00	0.00	0.00	0.00	-4,518,902.72
10	Q	000	000	932000	000	ASSIGNED FOR RETIRE LIABILITY/	-45,098.00	0.00	0.00	0.00	0.00	-45,098.00
--	Q	---	---	93200	---		-45,098.00	0.00	0.00	0.00	0.00	-45,098.00
--	Q	---	---	9320	--	---	-45,098.00	0.00	0.00	0.00	0.00	-45,098.00
10	Q	000	000	932100	000	DESIGNATED-WORKING CASH BAL//G	-117,933.04	35,362.10	75,626.98	1,616,601.94	1,401,664.00	147,029.35
21	Q	000	000	932100	000	DESIGNATED-WORKING CASH BAL//G	-2,880.61	0.00	0.00	27,166.21	26,352.83	-2,834.99
23	Q	000	000	932100	000	DESIGNATED-WORKING CASH BAL//T	-434,128.36	0.00	0.00	0.00	0.00	-434,128.36
27	Q	000	000	932100	000	DESIGNATED-WORKING CASH BAL//S	-16,526.95	3,893.21	7,903.05	307,936.47	184,610.34	108,599.48
44	Q	000	000	932100	000	DESIGNATED-WORKING CASH BAL//D	-6,336,189.72	0.00	0.00	0.00	0.00	-6,336,189.72
50	Q	000	000	932100	000	DESIGNATED-WORKING CASH BAL//F	-246,585.06	0.00	0.00	70,589.00	70,589.00	-246,585.06
80	Q	000	000	932100	000	DESIGNATED-WORKING CASH BAL//C	0.00	0.00	0.00	2,744.56	244.56	2,500.00
99	Q	000	000	932100	000	DESIGNATED-WORKING CASH BAL//O	-2,421.48	55,114.54	31,286.92	488,221.37	447,247.86	41,659.05
10	Q	000	000	932104	000	ASSIGNED FOR FUTURE REC MAIN//	-229,500.00	0.00	0.00	0.00	0.00	-229,500.00
10	Q	000	000	932105	000	ASSIGNED FOR TECH REPLACEMENT/	-420,000.00	0.00	0.00	0.00	0.00	-420,000.00
--	Q	---	---	93210	---		-7,806,165.22	94,369.85	114,816.95	2,513,259.55	2,130,708.59	-7,369,450.25
10	Q	000	000	932110	000	FUND - W/C BAL - EXP//GENERAL	124,357,256.11	1,588,697.50	50,516.98	11,139,166.60	234,687.59	134,526,028.31
21	Q	000	000	932110	000	FUND - W/C BAL - EXP//GIFT FUN	1,612,925.89	15,439.19	0.00	772,361.46	4,248.33	2,376,726.44
23	Q	000	000	932110	000	FUND - W/C BAL - EXP//TEACH PR	866,789.45	0.00	0.00	0.00	0.00	866,789.45
27	Q	000	000	932110	000	FUND - W/C BAL - EXP//SPECIAL	22,522,350.79	437,398.30	2,867.77	2,804,854.78	27,349.60	25,082,166.14
30	Q	000	000	932110	000	FUND - W/C BAL - EXP//DEBT SER	14,741,771.88	0.00	0.00	0.00	0.00	14,741,771.88
38	Q	000	000	932110	000	FUND - W/C BAL - EXP//Non-Ref	926,274.28	0.00	0.00	6,552.50	0.00	932,826.78
39	Q	000	000	932110	000	FUND - W/C BAL - EXP//REFEREND	962,387.95	0.00	0.00	33,200.00	0.00	995,587.95
44	Q	000	000	932110	000	FUND - W/C BAL - EXP//DISTRICT	11,144,655.54	0.00	0.00	0.00	0.00	11,144,655.54
50	Q	000	000	932110	000	FUND - W/C BAL - EXP//FOOD SER	17,352,257.60	20,510.28	0.00	664,277.59	88,531.59	17,919,387.77
72	Q	000	000	932110	000	FUND - W/C BAL - EXP//PRIVATE	219,608.51	24,525.00	0.00	40,025.10	0.00	244,133.51
73	Q	000	000	932110	000	FUND - W/C BAL - EXP//FIDUCIAR	2,786,419.48	0.00	0.00	0.00	0.00	2,786,419.48
80	Q	000	000	932110	000	FUND - W/C BAL - EXP//COMMUNIT	1,172,773.67	15,172.07	0.00	110,328.44	130.00	1,278,312.20
99	Q	000	000	932110	000	FUND - W/C BAL - EXP//OTHER PK	9,829,811.33	321,420.98	5,772.81	2,908,375.96	16,951.06	12,581,766.52
--	Q	---	---	93211	---		208,495,282.48	2,423,163.32	59,157.56	18,479,142.43	371,898.17	225,476,571.97
10	Q	000	000	932150	000	FUND - W/C BAL - REV//GENERAL	-129,077,155.79	0.00	223,711.44	218,840.12	12,287,803.43	-141,146,119.10

							Beginning	January 2018-19	January 2018-19	2018-19	2018-19	Ending
Fd	T	Loc	Obj	Func	Prj	Fd T Loc Obj Func Prj	Balance	Debits	Credits	FY Debits	FY Credits	Balance
21	Q	000	000	932150	000	FUND - W/C BAL - REV//GIFT FUN	-1,808,301.85	0.00	22,640.84	7,077.16	608,493.72	-2,409,718.41
23	Q	000	000	932150	000	FUND - W/C BAL - REV//TEACH PR	-432,661.09	0.00	0.00	0.00	0.00	-432,661.09
27	Q	000	000	932150	000	FUND - W/C BAL - REV//SPECIAL	-22,522,350.79	0.00	367,217.25	5,994.87	800,471.48	-23,316,827.40
30	Q	000	000	932150	000	FUND - W/C BAL - REV//DEBT SER	-13,282,164.26	0.00	0.00	0.00	0.00	-13,282,164.26
38	Q	000	000	932150	000	FUND - W/C BAL - REV//Non-Ref	-926,274.31	0.00	0.00	0.00	178,105.00	-1,104,379.31
39	Q	000	000	932150	000	FUND - W/C BAL - REV//REFEREND	-995,924.25	0.00	0.00	0.00	462,400.00	-1,458,324.25
44	Q	000	000	932150	000	FUND - W/C BAL - REV//DISTRICT	-4,808,465.82	0.00	0.00	0.00	0.00	-4,808,465.82
50	Q	000	000	932150	000	FUND - W/C BAL - REV//FOOD SER	-17,368,777.40	0.00	3,425.80	16,933.43	541,480.01	-17,893,323.98
72	Q	000	000	932150	000	FUND - W/C BAL - REV//PRIVATE	-298,412.02	0.00	7,150.00	0.00	25,819.31	-324,231.33
73	Q	000	000	932150	000	FUND - W/C BAL - REV//FIDUCIAR	-1,550,403.05	0.00	0.00	0.00	0.00	-1,550,403.05
80	Q	000	000	932150	000	FUND - W/C BAL - REV//COMMUNIT	-1,125,916.66	495.00	4,047.00	711.75	249,974.25	-1,375,179.16
99	Q	000	000	932150	000	FUND - W/C BAL - REV//OTHER PK	-10,300,501.08	0.00	12,001.00	184,342.00	273,929.00	-10,390,088.08
--	Q	---	---	93215-	---		-204,497,308.37	495.00	640,193.33	433,899.33	15,428,476.20	-219,491,885.24
--	Q	---	---	9321--	---		-3,808,191.11	2,518,028.17	814,167.84	21,426,301.31	17,931,082.96	-1,384,763.52
<hr/>												
Grand Asset Totals							10,975,317.52	8,989,252.00	10,970,872.85	57,674,264.92	60,899,992.55	8,396,229.74
Grand Liability Totals							-1,612,001.11	7,546,813.18	7,289,499.76	43,835,247.83	43,722,187.59	-1,019,625.95
Grand Equity Totals							-9,363,316.41	2,632,845.12	908,537.69	23,557,009.90	20,444,342.51	-7,376,603.79
Grand Totals							0.00	19,168,910.30	19,168,910.30	125,066,522.65	125,066,522.65	0.00

Number of Accounts: 213

\*\*\*\*\* End of report \*\*\*\*\*

## General Education & Special Education Cash Comparison



Fd	T	Loc	Obj	Func	Prj	Obj	2018-19	January 2018-19	2018-19	2018-19	Encumbered	Unreceived
							Revised Budget	Monthly Revenue	FYTD Revenue	FYTD %	Balance	Balance
10	R	800	211	500000	000	PROPERTY TAX	6,376,997.00	0.00	6,376,997.00	100.00	0.00	0.00
10	R	800	213	500000	000	MOBILE HOME TAX	20,000.00	3,153.91	9,662.25	48.31	0.00	10,337.75
10	R	800	240	139000	000	PAYMENT FOR SERVICES	15,000.00	497.00	2,997.27	19.98	0.00	12,002.73
10	R	800	240	500000	000	PAYMENT FOR SERVICES	2,000.00	0.00	218.35	10.92	0.00	1,781.65
10	R	800	264	500000	000	NON CAPITAL SURPLUS PROP.	1,000.00	100.00	1,276.39	127.64	0.00	276.39-
10	R	800	269	500000	000	OTHER SALE OF NON-CAPITAL	5,000.00	0.00	0.00	0.00	0.00	5,000.00
10	R	800	271	500000	000	ADMISSIONS	30,000.00	2,476.00	16,677.00	55.59	0.00	13,323.00
10	R	800	279	500000	000	OTHER SCHOOL ACTIVITY INC	22,000.00	350.00	26,440.00	120.18	0.00	4,440.00-
10	R	800	280	500000	000	INTEREST ON INVESTMENTS	15,000.00	349.09	6,856.44	45.71	0.00	8,143.56
10	R	800	293	500000	000	RENTALS	1,500.00	100.00	1,795.00	119.67	0.00	295.00-
10	R	800	299	500000	000	MISCELLANEOUS LOCAL REVEN	10,000.00	0.00	1,592.59	15.93	0.00	8,407.41
10	R	---	2--	-----	---	*REVENUE FROM LOCAL SOURC	6,498,497.00	7,026.00	6,444,512.29	99.17	0.00	53,984.71
10	R	800	345	500000	000	GENERAL TUITION-OPEN ENRO	4,139,961.00	0.00	0.00	0.00	0.00	4,139,961.00
10	R	---	3--	-----	---	*INTERDIST PYMNTS WITHIN	4,139,961.00	0.00	0.00	0.00	0.00	4,139,961.00
10	R	800	517	500000	391	TRANSIT OF FEDERAL AIDS	2,000.00	0.00	0.00	0.00	0.00	2,000.00
10	R	800	581	500000	000	MEDICAID SCHOOL BASED SER	40,000.00	0.00	0.00	0.00	0.00	40,000.00
10	R	---	5--	-----	---	*REV FROM INTERMEDIATE SO	42,000.00	0.00	0.00	0.00	0.00	42,000.00
10	R	800	612	500000	000	TRANSPORTATION AID	125,000.00	124,090.00	124,090.00	99.27	0.00	910.00
10	R	800	613	500000	000	LIBRARY AID	90,000.00	0.00	0.00	0.00	0.00	90,000.00
10	R	800	621	500000	000	EQUALIZATION AID	13,263,193.00	0.00	5,216,554.00	39.33	0.00	8,046,639.00
10	R	800	630	500000	561	SPECIAL PROJECT GRANTS	25,000.00	0.00	0.00	0.00	0.00	25,000.00
10	R	800	630	500000	562	SPECIAL PROJECT GRANTS	0.00	0.00	3,275.00	0.00	0.00	3,275.00-
10	R	800	660	500000	000	STATE REV THROUGH LOCAL U	0.00	0.00	920.00	0.00	0.00	920.00-
10	R	800	690	500000	000	OTHER REVENUE FROM STATE	20,000.00	24.29	267.02	1.34	0.00	19,732.98
10	R	800	691	500000	000	COMPUTER AID	178,815.00	0.00	0.00	0.00	0.00	178,815.00
10	R	800	695	500000	000	STATE CATEGORICAL AID	1,381,902.00	0.00	0.00	0.00	0.00	1,381,902.00
10	R	---	6--	-----	---	*REVENUE FROM STATE SOURC	15,083,910.00	124,114.29	5,345,106.02	35.44	0.00	9,738,803.98
10	R	800	713	500000	400	VOCATIONAL EDUCATION AID	19,500.00	5,675.29	7,359.01	37.74	0.00	12,140.99
10	R	800	730	500000	341	SPECIAL PROJECT GRANT	71,000.00	0.00	5,994.87	8.44	0.00	65,005.13
10	R	800	730	500000	365	SPECIAL PROJECT GRANT	96,000.00	5,456.56	25,372.35	26.43	0.00	70,627.65
10	R	800	730	500000	381	SPECIAL PROJECT GRANT	0.00	2,093.66	5,583.66	0.00	0.00	5,583.66-
10	R	800	751	500000	141	ECIA - CHAPTER 1	400,000.00	79,320.64	176,157.76	44.04	0.00	223,842.24
10	R	800	790	500000	393	OTHER REV FROM FEDERAL SO	0.00	0.00	325.00	0.00	0.00	325.00-
10	R	---	7--	-----	---	*REVENUE FROM FEDERAL SOU	586,500.00	92,546.15	220,792.65	37.65	0.00	365,707.35
10	R	800	860	500000	000	SALE OF FIXED ASSETS	4,000.00	0.00	0.00	0.00	0.00	4,000.00

Fd	T	Loc	Obj	Func	Prj	Obj	2018-19	January 2018-19	2018-19	2018-19	Encumbered	Unreceived
							Revised Budget	Monthly Revenue	FYTD Revenue	FYTD %	Balance	Balance
10	R	800	861	500000	000	EQUIPMENT SALES	0.00	0.00	1,015.00	0.00	0.00	1,015.00-
10	R	---	8--	-----	---	*OTHER FINANCING SOURCES	4,000.00	0.00	1,015.00	25.38	0.00	2,985.00
10	R	800	964	500000	000	INSURANCE	35,000.00	0.00	0.00	0.00	0.00	35,000.00
10	R	800	971	500000	000	REFUND OF DISB - AIDABLE	15,000.00	0.00	85.80	0.57	0.00	14,914.20
10	R	800	971	500000	619	REFUND OF DISB - AIDABLE	0.00	0.00	57,426.55	0.00	0.00	57,426.55-
10	R	800	990	500000	000	MISCELLANEOUS OTHER REVEN	0.00	25.00	25.00	0.00	0.00	25.00-
10	R	---	9--	-----	---	*OTHER REVENUES	50,000.00	25.00	57,537.35	115.07	0.00	7,537.35-
10	-	---	---	-----	---	*GENERAL FUND	26,404,868.00	223,711.44	12,068,963.31	45.71	0.00	14,335,904.69
21	R	100	291	500000	010	GIFTS	0.00	105.00	2,691.42	0.00	0.00	2,691.42-
21	R	100	291	500000	040	GIFTS	0.00	17.20	915.91	0.00	0.00	915.91-
21	R	100	291	500000	050	GIFTS	0.00	0.00	2,000.00	0.00	0.00	2,000.00-
21	R	100	291	500000	070	GIFTS	0.00	0.00	550.80	0.00	0.00	550.80-
21	R	100	291	500000	080	GIFTS	0.00	3,040.67	3,614.83	0.00	0.00	3,614.83-
21	R	100	291	500000	085	GIFTS	0.00	425.00	3,049.77	0.00	0.00	3,049.77-
21	R	101	291	500000	110	GIFTS	0.00	0.00	385.00	0.00	0.00	385.00-
21	R	101	291	500000	150	GIFTS	0.00	0.00	1,061.10	0.00	0.00	1,061.10-
21	R	200	291	500000	212	GIFTS	0.00	155.50	3,734.00	0.00	0.00	3,734.00-
21	R	200	291	500000	217	GIFTS	0.00	7,211.00	19,783.10	0.00	0.00	19,783.10-
21	R	200	291	500000	220	GIFTS	0.00	0.00	226.00	0.00	0.00	226.00-
21	R	200	291	500000	227	GIFTS	0.00	0.00	8,334.00	0.00	0.00	8,334.00-
21	R	200	291	500000	230	GIFTS	0.00	0.00	34.29	0.00	0.00	34.29-
21	R	200	291	500000	249	GIFTS	0.00	0.00	267.10	0.00	0.00	267.10-
21	R	200	291	500000	272	GIFTS	0.00	5,209.12	9,560.93	0.00	0.00	9,560.93-
21	R	200	291	500000	276	GIFTS	0.00	0.00	900.00	0.00	0.00	900.00-
21	R	400	291	500000	402	GIFTS	0.00	219.00	5,353.50	0.00	0.00	5,353.50-
21	R	400	291	500000	403	GIFTS	0.00	0.00	1,700.00	0.00	0.00	1,700.00-
21	R	400	291	500000	408	GIFTS	0.00	10.00	1,860.00	0.00	0.00	1,860.00-
21	R	400	291	500000	411	GIFTS	0.00	573.40	1,728.23	0.00	0.00	1,728.23-
21	R	400	291	500000	424	GIFTS	0.00	95.00	265.00	0.00	0.00	265.00-
21	R	400	291	500000	444	GIFTS	0.00	2,131.95	54,084.32	0.00	0.00	54,084.32-
21	R	400	291	500000	459	GIFTS	0.00	74.00	118.90	0.00	0.00	118.90-
21	R	400	291	500000	462	GIFTS	0.00	0.00	25,000.00	0.00	0.00	25,000.00-
21	R	400	291	500000	482	GIFTS	0.00	0.00	250.00	0.00	0.00	250.00-
21	R	400	291	500000	484	GIFTS	0.00	0.00	1,882.50	0.00	0.00	1,882.50-
21	R	400	291	500000	490	GIFTS	0.00	43.00	1,492.02	0.00	0.00	1,492.02-
21	R	400	291	500000	494	GIFTS	0.00	229.00	1,354.00	0.00	0.00	1,354.00-
21	R	400	291	500000	495	GIFTS	0.00	0.00	4,424.83	0.00	0.00	4,424.83-
21	R	400	291	500000	497	GIFTS	0.00	20.00	460.00	0.00	0.00	460.00-



Fd	T	Loc	Obj	Func	Prj	Obj	2018-19	January 2018-19	2018-19	2018-19	Encumbered	Unreceived
							Revised Budget	Monthly Revenue	FYTD Revenue	FYTD %	Balance	Balance
21	R	800	291	500000	000	GIFTS	0.00	2,582.00	9,019.00	0.00	0.00	9,019.00-
21	R	800	291	500000	174	GIFTS	0.00	500.00	9,500.00	0.00	0.00	9,500.00-
21	R	800	291	500000	180	GIFTS	0.00	0.00	424,588.01	0.00	0.00	424,588.01-
21	R	800	291	500000	181	GIFTS	0.00	0.00	743.00	0.00	0.00	743.00-
21	R	800	291	500000	710	GIFTS	0.00	0.00	485.00	0.00	0.00	485.00-
21	R	---	2--	-----	---	*REVENUE FROM LOCAL SOURC	0.00	22,640.84	601,416.56	0.00	0.00	601,416.56-
21	-	---	---	-----	---	*GIFT FUND	0.00	22,640.84	601,416.56	0.00	0.00	601,416.56-
27	R	800	110	500000	000	TRANSFERS IN - GENERAL	3,179,835.00	0.00	0.00	0.00	0.00	3,179,835.00
27	R	---	1--	-----	---	*OPERATING TRANSFERS - IN	3,179,835.00	0.00	0.00	0.00	0.00	3,179,835.00
27	R	800	340	500000	000	PAYMENTS FOR SERVICES	35,000.00	0.00	0.00	0.00	0.00	35,000.00
27	R	---	3--	-----	---	*INTERDIST PYMNTS WITHIN	35,000.00	0.00	0.00	0.00	0.00	35,000.00
27	R	800	517	500000	000	TRANSIT OF FEDERAL AIDS	165,000.00	0.00	0.00	0.00	0.00	165,000.00
27	R	---	5--	-----	---	*REV FROM INTERMEDIATE SO	165,000.00	0.00	0.00	0.00	0.00	165,000.00
27	R	800	611	500000	011	HANDICAPPED AID	915,000.00	152,268.00	456,804.00	49.92	0.00	458,196.00
27	R	---	6--	-----	---	*REVENUE FROM STATE SOURC	915,000.00	152,268.00	456,804.00	49.92	0.00	458,196.00
27	R	800	730	500000	341	SPECIAL PROJECT GRANT	506,042.00	211,997.08	323,198.98	63.87	0.00	182,843.02
27	R	800	730	500000	347	SPECIAL PROJECT GRANT	24,000.00	2,952.17	14,473.63	60.31	0.00	9,526.37
27	R	---	7--	-----	---	*REVENUE FROM FEDERAL SOU	530,042.00	214,949.25	337,672.61	63.71	0.00	192,369.39
27	-	---	---	-----	---	*SPECIAL EDUCATION FUND	4,824,877.00	367,217.25	794,476.61	16.47	0.00	4,030,400.39
38	R	800	211	500000	000	PROPERTY TAX	178,105.00	0.00	178,105.00	100.00	0.00	0.00
38	R	---	2--	-----	---	*REVENUE FROM LOCAL SOURC	178,105.00	0.00	178,105.00	100.00	0.00	0.00
38	-	---	---	-----	---	*Non-Referendum Debt Serv	178,105.00	0.00	178,105.00	100.00	0.00	0.00
39	R	800	211	500000	000	PROPERTY TAX	462,400.00	0.00	462,400.00	100.00	0.00	0.00
39	R	---	2--	-----	---	*REVENUE FROM LOCAL SOURC	462,400.00	0.00	462,400.00	100.00	0.00	0.00
39	-	---	---	-----	---	*REFERENDUM APPROVED DEBT	462,400.00	0.00	462,400.00	100.00	0.00	0.00
50	R	800	251	257000	000	PUPILS	413,105.00	0.00	172,182.45	41.68	0.00	240,922.55
50	R	800	251	257210	000	PUPILS	15,000.00	0.00	5,898.20	39.32	0.00	9,101.80
50	R	800	251	257250	000	PUPILS	137,700.00	2,090.90	59,650.55	43.32	0.00	78,049.45
50	R	800	259	257000	000	OTHER FOOD SERVICE SALES	42,000.00	1,334.90	17,935.18	42.70	0.00	24,064.82
50	R	800	259	257000	586	OTHER FOOD SERVICE SALES	0.00	0.00	134.90	0.00	0.00	134.90-
50	R	---	2--	-----	---	*REVENUE FROM LOCAL SOURC	607,805.00	3,425.80	255,801.28	42.09	0.00	352,003.72

Fd	T	Loc	Obj	Func	Prj	Obj	2018-19	January 2018-19	2018-19	2018-19	Encumbered	Unreceived
							Revised Budget	Monthly Revenue	FYTD Revenue	FYTD %	Balance	Balance
50	R	800	617	257000	000	FOOD SERVICE AID - STATE	13,500.00	0.00	5,922.32	43.87	0.00	7,577.68
50	R	800	617	257210	000	FOOD SERVICE AID - STATE	3,000.00	0.00	1,347.08	44.90	0.00	1,652.92
50	R	800	617	257240	000	FOOD SERVICE AID - STATE	3,200.00	0.00	1,424.68	44.52	0.00	1,775.32
50	R	---	6--	-----	---	*REVENUE FROM STATE SOURC	19,700.00	0.00	8,694.08	44.13	0.00	11,005.92
50	R	800	714	257000	000	DONATED COMMODITIES	93,000.00	0.00	45,025.68	48.41	0.00	47,974.32
50	R	800	717	257000	000	FOOD SERVICE AID - FEDERA	382,000.00	0.00	177,959.98	46.59	0.00	204,040.02
50	R	800	717	257000	586	FOOD SERVICE AID - FEDERA	0.00	0.00	9,559.12	0.00	0.00	9,559.12-
50	R	800	717	257210	000	FOOD SERVICE AID - FEDERA	58,000.00	0.00	24,845.31	42.84	0.00	33,154.69
50	R	800	717	257210	586	FOOD SERVICE AID - FEDERA	0.00	0.00	2,661.13	0.00	0.00	2,661.13-
50	R	---	7--	-----	---	*REVENUE FROM FEDERAL SOU	533,000.00	0.00	260,051.22	48.79	0.00	272,948.78
50	-	---	---	-----	---	*FOOD SERVICE FUND	1,160,505.00	3,425.80	524,546.58	45.20	0.00	635,958.42
72	R	800	291	500000	000	GIFTS	0.00	7,150.00	25,819.31	0.00	0.00	25,819.31-
72	R	---	2--	-----	---	*REVENUE FROM LOCAL SOURC	0.00	7,150.00	25,819.31	0.00	0.00	25,819.31-
72	-	---	---	-----	---	*PRIVATE PURPOSE (SCHOLAR	0.00	7,150.00	25,819.31	0.00	0.00	25,819.31-
80	R	800	211	500000	000	PROPERTY TAX	234,335.00	0.00	234,335.00	100.00	0.00	0.00
80	R	800	240	500000	740	PAYMENT FOR SERVICES	35,000.00	2,549.00	13,889.25	39.68	0.00	21,110.75
80	R	800	272	500000	000	COMMUNITY SERVICE FEES	0.00	1,003.00	1,038.25	0.00	0.00	1,038.25-
80	R	---	2--	-----	---	*REVENUE FROM LOCAL SOURC	269,335.00	3,552.00	249,262.50	92.55	0.00	20,072.50
80	-	---	---	-----	---	*COMMUNITY SERVICE FUND	269,335.00	3,552.00	249,262.50	92.55	0.00	20,072.50
99	R	800	110	410000	360	TRANSFERS IN - GENERAL	2,786,460.00	0.00	0.00	0.00	0.00	2,786,460.00
99	R	800	110	410000	394	TRANSFERS IN - GENERAL	211,000.00	0.00	0.00	0.00	0.00	211,000.00
99	R	---	1--	-----	---	*OPERATING TRANSFERS - IN	2,997,460.00	0.00	0.00	0.00	0.00	2,997,460.00
99	R	800	340	500000	617	PAYMENTS FOR SERVICES	0.00	0.00	1,500.00	0.00	0.00	1,500.00-
99	R	800	341	500000	360	GEN TUITION-NON-OPEN ENRO	2,159,109.00	12,001.00	88,087.00	4.08	0.00	2,071,022.00
99	R	---	3--	-----	---	*INTERDIST PYMNTS WITHIN	2,159,109.00	12,001.00	89,587.00	4.15	0.00	2,069,522.00
99	-	---	---	-----	---	*OTHER PKG/COOP PROGRAM F	5,156,569.00	12,001.00	89,587.00	1.74	0.00	5,066,982.00
Grand Revenue Totals							38,456,659.00	639,698.33	14,994,576.87	38.99	0.00	23,462,082.13

Number of Accounts: 99

\*\*\*\*\* End of report \*\*\*\*\*

Fd	T	Loc	Obj	Func	Prj	Obj	2018-19	January 2018-19	2018-19	2018-19	Encumbered	Unencumbered	Unexpended
							Revised Budget	Monthly Activity	FYTD Activity	FYTD %	Amount	Balance	Balance
10	E	---	1--	110000	---	SALARIES	3,314,791.00	250,915.06	1,300,053.26	39.22	0.00	2,014,737.74	2,014,737.74
10	E	---	2--	110000	---	EMPLOYEE BENEFITS	1,432,793.00	108,058.36	541,421.21	37.79	0.00	891,371.79	891,371.79
10	E	---	3--	110000	---	PURCHASED SERVICES	20,793.00	140.00	12,476.25	60.00	9,386.55	1,069.80-	8,316.75
10	E	---	4--	110000	---	NON-CAPITAL OBJECTS	100,733.00	4,570.13	60,960.35	60.52	4,082.00	35,690.65	39,772.65
10	E	---	5--	110000	---	CAPITAL OBJECTS	0.00	0.00	329.99	0.00	0.00	329.99-	329.99-
10	E	---	9--	110000	---	OTHER EXPENDITURES	0.00	0.00	530.00	0.00	0.00	530.00-	530.00-
10	E	---	---	110000	---	UNDIFFERENTIATED CURRICU	4,869,110.00	363,683.55	1,915,771.06	39.35	13,468.55	2,939,870.39	2,953,338.94
10	E	---	1--	121000	---	SALARIES	233,453.00	19,497.38	85,370.85	36.57	0.00	148,082.15	148,082.15
10	E	---	2--	121000	---	EMPLOYEE BENEFITS	77,260.00	6,125.79	29,025.24	37.57	0.00	48,234.76	48,234.76
10	E	---	3--	121000	---	PURCHASED SERVICES	0.00	71.28	71.28	0.00	0.00	71.28-	71.28-
10	E	---	4--	121000	---	NON-CAPITAL OBJECTS	27,450.00	1,149.92	23,007.31	83.82	675.35	3,767.34	4,442.69
10	E	---	5--	121000	---	CAPITAL OBJECTS	0.00	0.00	4,060.52	0.00	0.00	4,060.52-	4,060.52-
10	E	---	---	121000	---	ART	338,163.00	26,844.37	141,535.20	41.85	675.35	195,952.45	196,627.80
10	E	---	1--	122000	---	SALARIES	791,284.00	81,438.73	414,543.03	52.39	0.00	376,740.97	376,740.97
10	E	---	2--	122000	---	EMPLOYEE BENEFITS	466,120.00	40,304.17	204,813.17	43.94	0.00	261,306.83	261,306.83
10	E	---	3--	122000	---	PURCHASED SERVICES	7,100.00	440.91	2,974.88	41.90	0.00	4,125.12	4,125.12
10	E	---	4--	122000	---	NON-CAPITAL OBJECTS	45,274.00	0.00	41,926.97	92.61	209.97	3,137.06	3,347.03
10	E	---	9--	122000	---	OTHER EXPENDITURES	100.00	160.00	294.00	294.00	0.00	194.00-	194.00-
10	E	---	---	122000	---	ENGLISH LANGUAGE	1,309,878.00	122,343.81	664,552.05	50.73	209.97	645,115.98	645,325.95
10	E	---	1--	122110	---	SALARIES	37,972.00	7,845.23	40,452.49	106.53	0.00	2,480.49-	2,480.49-
10	E	---	2--	122110	---	EMPLOYEE BENEFITS	24,278.00	3,371.60	21,396.87	88.13	0.00	2,881.13	2,881.13
10	E	---	---	122110	---	READING	62,250.00	11,216.83	61,849.36	99.36	0.00	400.64	400.64
10	E	---	1--	122115	---	SALARIES	52,755.00	5,467.43	28,180.04	53.42	0.00	24,574.96	24,574.96
10	E	---	2--	122115	---	EMPLOYEE BENEFITS	38,888.00	1,882.69	15,100.14	38.83	0.00	23,787.86	23,787.86
10	E	---	3--	122115	---	PURCHASED SERVICES	20,900.00	0.00	23,475.00	112.32	0.00	2,575.00-	2,575.00-
10	E	---	4--	122115	---	NON-CAPITAL OBJECTS	4,465.00	0.00	3,423.25	76.67	0.00	1,041.75	1,041.75
10	E	---	---	122115	---	REMEDIATION	117,008.00	7,350.12	70,178.43	59.98	0.00	46,829.57	46,829.57
10	E	---	3--	122600	---	PURCHASED SERVICES	1,500.00	81.90	3,054.40	203.63	972.50	2,526.90-	1,554.40-
10	E	---	4--	122600	---	NON-CAPITAL OBJECTS	4,500.00	0.00	4,810.21	106.89	1,221.20	1,531.41-	310.21-
10	E	---	9--	122600	---	OTHER EXPENDITURES	2,750.00	0.00	840.00	30.55	0.00	1,910.00	1,910.00
10	E	---	---	122600	---	DRAMA	8,750.00	81.90	8,704.61	99.48	2,193.70	2,148.31-	45.39
10	E	---	1--	123208	---	SALARIES	57,400.00	4,783.34	23,916.62	41.67	0.00	33,483.38	33,483.38
10	E	---	2--	123208	---	EMPLOYEE BENEFITS	18,593.00	1,458.96	7,476.60	40.21	0.00	11,116.40	11,116.40
10	E	---	3--	123208	---	PURCHASED SERVICES	0.00	136.13	136.13	0.00	0.00	136.13-	136.13-

Fd	T	Loc	Obj	Func	Prj	Obj	2018-19	January 2018-19	2018-19	2018-19	Encumbered	Unencumbered	Unexpended
							Revised Budget	Monthly Activity	FYTD Activity	FYTD %	Amount	Balance	Balance
10	E	---	4--	123208	---	NON-CAPITAL OBJECTS	8,196.00	0.00	8,614.44	105.11	0.00	418.44-	418.44-
10	E	---	---	123208	---	FRENCH	84,189.00	6,378.43	40,143.79	47.68	0.00	44,045.21	44,045.21
10	E	---	1--	123219	---	SALARIES	85,250.00	7,172.52	35,862.36	42.07	0.00	49,387.64	49,387.64
10	E	---	2--	123219	---	EMPLOYEE BENEFITS	45,237.00	3,591.73	18,001.61	39.79	0.00	27,235.39	27,235.39
10	E	---	3--	123219	---	PURCHASED SERVICES	600.00	163.67	163.67	27.28	0.00	436.33	436.33
10	E	---	4--	123219	---	NON-CAPITAL OBJECTS	21,111.00	150.00	19,613.94	92.91	0.00	1,497.06	1,497.06
10	E	---	---	123219	---	SPANISH	152,198.00	11,077.92	73,641.58	48.39	0.00	78,556.42	78,556.42
10	E	---	1--	124000	---	SALARIES	430,778.00	38,066.16	195,348.21	45.35	0.00	235,429.79	235,429.79
10	E	---	2--	124000	---	EMPLOYEE BENEFITS	254,010.00	20,979.92	105,691.56	41.61	0.00	148,318.44	148,318.44
10	E	---	3--	124000	---	PURCHASED SERVICES	25,000.00	0.00	24,975.00	99.90	0.00	25.00	25.00
10	E	---	4--	124000	---	NON-CAPITAL OBJECTS	22,885.00	0.00	17,259.42	75.42	299.70	5,325.88	5,625.58
10	E	---	---	124000	---	MATHEMATICS	732,673.00	59,046.08	343,274.19	46.85	299.70	389,099.11	389,398.81
10	E	---	1--	125400	---	SALARIES	221,665.00	18,515.04	92,475.00	41.72	0.00	129,190.00	129,190.00
10	E	---	2--	125400	---	EMPLOYEE BENEFITS	110,463.00	8,397.71	42,028.99	38.05	0.00	68,434.01	68,434.01
10	E	---	3--	125400	---	PURCHASED SERVICES	10,824.00	430.30	4,732.24	43.72	280.00	5,811.76	6,091.76
10	E	---	4--	125400	---	NON-CAPITAL OBJECTS	17,232.00	672.52	8,660.16	50.26	3,835.63	4,736.21	8,571.84
10	E	---	5--	125400	---	CAPITAL OBJECTS	1,050.00	0.00	1,600.00	152.38	0.00	550.00-	550.00-
10	E	---	9--	125400	---	OTHER EXPENDITURES	3,405.00	571.25	1,949.75	57.26	0.00	1,455.25	1,455.25
10	E	---	---	125400	---	VOCAL MUSIC	364,639.00	28,586.82	151,446.14	41.53	4,115.63	209,077.23	213,192.86
10	E	---	1--	125500	---	SALARIES	166,406.00	14,360.30	71,800.90	43.15	0.00	94,605.10	94,605.10
10	E	---	2--	125500	---	EMPLOYEE BENEFITS	58,645.00	4,701.52	23,591.09	40.23	0.00	35,053.91	35,053.91
10	E	---	3--	125500	---	PURCHASED SERVICES	8,900.00	1,372.87	4,811.74	54.06	3,452.17	636.09	4,088.26
10	E	---	4--	125500	---	NON-CAPITAL OBJECTS	8,788.00	104.94	6,521.03	74.20	2,891.68	624.71-	2,266.97
10	E	---	5--	125500	---	CAPITAL OBJECTS	1,750.00	0.00	1,539.95	88.00	0.00	210.05	210.05
10	E	---	9--	125500	---	OTHER EXPENDITURES	1,830.00	240.05	923.55	50.47	0.00	906.45	906.45
10	E	---	---	125500	---	INSTRUMENTAL MUSIC	246,319.00	20,779.68	109,188.26	44.33	6,343.85	130,786.89	137,130.74
10	E	---	1--	126000	---	SALARIES	443,490.00	37,123.06	185,790.30	41.89	0.00	257,699.70	257,699.70
10	E	---	2--	126000	---	EMPLOYEE BENEFITS	223,262.00	17,555.36	88,450.45	39.62	0.00	134,811.55	134,811.55
10	E	---	3--	126000	---	PURCHASED SERVICES	750.00	0.00	0.00	0.00	0.00	750.00	750.00
10	E	---	4--	126000	---	NON-CAPITAL OBJECTS	24,051.00	973.99	15,077.40	62.69	2,638.24	6,335.36	8,973.60
10	E	---	5--	126000	---	CAPITAL OBJECTS	0.00	2,783.97	5,985.57	0.00	0.00	5,985.57-	5,985.57-
10	E	---	---	126000	---	SCIENCE	691,553.00	58,436.38	295,303.72	42.70	2,638.24	393,611.04	396,249.28
10	E	---	1--	127000	---	SALARIES	417,482.00	31,841.64	159,823.80	38.28	0.00	257,658.20	257,658.20
10	E	---	2--	127000	---	EMPLOYEE BENEFITS	216,320.00	15,537.56	77,628.67	35.89	0.00	138,691.33	138,691.33

Fd	T	Loc	Obj	Func	Prj	Obj	2018-19	January 2018-19	2018-19	2018-19	Encumbered	Unencumbered	Unexpended
							Revised Budget	Monthly Activity	FYTD Activity	FYTD %	Amount	Balance	Balance
10	E	---	3--	127000	---	PURCHASED SERVICES	1,500.00	0.00	0.00	0.00	0.00	1,500.00	1,500.00
10	E	---	4--	127000	---	NON-CAPITAL OBJECTS	2,204.00	46.84	2,307.82	104.71	0.00	103.82-	103.82-
10	E	---	9--	127000	---	OTHER EXPENDITURES	250.00	0.00	0.00	0.00	0.00	250.00	250.00
10	E	---	---	127000	---	SOCIAL SCIENCE	637,756.00	47,426.04	239,760.29	37.59	0.00	397,995.71	397,995.71
10	E	---	3--	129000	---	PURCHASED SERVICES	5,000.00	1,666.67	3,333.34	66.67	0.00	1,666.66	1,666.66
10	E	---	---	129000	---	OTHER REGULAR CURRICULUM	5,000.00	1,666.67	3,333.34	66.67	0.00	1,666.66	1,666.66
10	E	---	3--	129200	---	PURCHASED SERVICES	1,000.00	0.00	0.00	0.00	0.00	1,000.00	1,000.00
10	E	---	---	129200	---	YOUTH OPTIONS	1,000.00	0.00	0.00	0.00	0.00	1,000.00	1,000.00
10	E	---	4--	129300	---	NON-CAPITAL OBJECTS	34,500.00	345.83	16,279.67	47.19	10,428.61	7,791.72	18,220.33
10	E	---	5--	129300	---	CAPITAL OBJECTS	18,749.00	0.00	6,928.00	36.95	1,980.00	9,841.00	11,821.00
10	E	---	---	129300	---	COMPUTER LITERACY	53,249.00	345.83	23,207.67	43.58	12,408.61	17,632.72	30,041.33
10	E	---	4--	130000	---	NON-CAPITAL OBJECTS	1,642.00	0.00	0.00	0.00	0.00	1,642.00	1,642.00
10	E	---	---	130000	---	VOCATIONAL CURRICULUM	1,642.00	0.00	0.00	0.00	0.00	1,642.00	1,642.00
10	E	---	1--	131000	---	SALARIES	67,350.00	5,762.62	28,812.66	42.78	0.00	38,537.34	38,537.34
10	E	---	2--	131000	---	EMPLOYEE BENEFITS	43,746.00	3,586.45	17,520.04	40.05	0.00	26,225.96	26,225.96
10	E	---	3--	131000	---	PURCHASED SERVICES	0.00	0.00	157.51	0.00	0.00	157.51-	157.51-
10	E	---	4--	131000	---	NON-CAPITAL OBJECTS	6,300.00	236.52	2,597.26	41.23	3,126.13	576.61	3,702.74
10	E	---	5--	131000	---	CAPITAL OBJECTS	6,800.00	0.00	181.78	2.67	0.00	6,618.22	6,618.22
10	E	---	9--	131000	---	OTHER EXPENDITURES	266.00	0.00	0.00	0.00	0.00	266.00	266.00
10	E	---	---	131000	---	AGRICULTURE	124,462.00	9,585.59	49,269.25	39.59	3,126.13	72,066.62	75,192.75
10	E	---	1--	132000	---	SALARIES	92,350.00	7,695.84	38,479.12	41.67	0.00	53,870.88	53,870.88
10	E	---	2--	132000	---	EMPLOYEE BENEFITS	36,183.00	2,904.68	14,571.05	40.27	0.00	21,611.95	21,611.95
10	E	---	3--	132000	---	PURCHASED SERVICES	1,900.00	0.00	0.00	0.00	0.00	1,900.00	1,900.00
10	E	---	4--	132000	---	NON-CAPITAL OBJECTS	19,302.00	0.00	3,875.84	20.08	0.00	15,426.16	15,426.16
10	E	---	5--	132000	---	CAPITAL OBJECTS	1,000.00	0.00	0.00	0.00	0.00	1,000.00	1,000.00
10	E	---	9--	132000	---	OTHER EXPENDITURES	1,600.00	0.00	140.00	8.75	0.00	1,460.00	1,460.00
10	E	---	---	132000	---	BUSINESS OCCUPATIONS	152,335.00	10,600.52	57,066.01	37.46	0.00	95,268.99	95,268.99
10	E	---	1--	135000	---	SALARIES	83,106.00	6,850.90	34,139.79	41.08	0.00	48,966.21	48,966.21
10	E	---	2--	135000	---	EMPLOYEE BENEFITS	47,677.00	3,798.56	19,019.88	39.89	0.00	28,657.12	28,657.12
10	E	---	3--	135000	---	PURCHASED SERVICES	1,210.00	35.10	497.90	41.15	360.00	352.10	712.10
10	E	---	4--	135000	---	NON-CAPITAL OBJECTS	11,651.00	683.57	3,833.14	32.90	4,491.96	3,325.90	7,817.86
10	E	---	5--	135000	---	CAPITAL OBJECTS	600.00	0.00	0.00	0.00	0.00	600.00	600.00
10	E	---	---	135000	---	HOME ECONOMICS	144,244.00	11,368.13	57,490.71	39.86	4,851.96	81,901.33	86,753.29

Fd	T	Loc	Obj	Func	Prj	Obj	2018-19	January 2018-19	2018-19	2018-19	Encumbered	Unencumbered	Unexpended
							Revised Budget	Monthly Activity	FYTD Activity	FYTD %	Amount	Balance	Balance
10	E	---	1--	136000	---	SALARIES	218,446.00	18,337.12	90,823.27	41.58	0.00	127,622.73	127,622.73
10	E	---	2--	136000	---	EMPLOYEE BENEFITS	97,566.00	7,540.46	38,137.85	39.09	0.00	59,428.15	59,428.15
10	E	---	3--	136000	---	PURCHASED SERVICES	2,000.00	0.00	0.00	0.00	0.00	2,000.00	2,000.00
10	E	---	4--	136000	---	NON-CAPITAL OBJECTS	22,907.00	2,300.29	11,168.00	48.75	7,041.16	4,697.84	11,739.00
10	E	---	5--	136000	---	CAPITAL OBJECTS	800.00	196.12	6,435.03	804.38	659.97	6,295.00-	5,635.03-
10	E	---	---	136000	---	TECHNOLOGY EDUCATION	341,719.00	28,373.99	146,564.15	42.89	7,701.13	187,453.72	195,154.85
10	E	---	1--	138000	---	SALARIES	30,368.00	2,396.23	16,671.39	54.90	0.00	13,696.61	13,696.61
10	E	---	2--	138000	---	EMPLOYEE BENEFITS	27,303.00	2,063.86	14,444.61	52.90	0.00	12,858.39	12,858.39
10	E	---	---	138000	---	VOCATIONAL SPECIAL NEEDS	57,671.00	4,460.09	31,116.00	53.95	0.00	26,555.00	26,555.00
10	E	---	1--	139000	---	SALARIES	0.00	743.38	4,166.35	0.00	0.00	4,166.35-	4,166.35-
10	E	---	---	139000	---	OTHER VOCATIONAL CURRICU	0.00	743.38	4,166.35	0.00	0.00	4,166.35-	4,166.35-
10	E	---	1--	143000	---	SALARIES	436,306.00	33,512.02	174,992.43	40.11	0.00	261,313.57	261,313.57
10	E	---	2--	143000	---	EMPLOYEE BENEFITS	190,178.00	15,533.84	75,581.05	39.74	0.00	114,596.95	114,596.95
10	E	---	3--	143000	---	PURCHASED SERVICES	3,925.00	246.38	2,951.01	75.18	0.00	973.99	973.99
10	E	---	4--	143000	---	NON-CAPITAL OBJECTS	22,910.00	2,074.78	15,525.81	67.77	5,822.15	1,562.04	7,384.19
10	E	---	5--	143000	---	CAPITAL OBJECTS	0.00	0.00	834.42	0.00	0.00	834.42-	834.42-
10	E	---	---	143000	---	PHYSICAL EDUCATION	653,319.00	51,367.02	269,884.72	41.31	5,822.15	377,612.13	383,434.28
10	E	---	1--	161000	---	SALARIES	27,050.00	1,898.84	9,388.87	34.71	0.00	17,661.13	17,661.13
10	E	---	2--	161000	---	EMPLOYEE BENEFITS	4,450.00	261.44	1,312.45	29.49	0.00	3,137.55	3,137.55
10	E	---	3--	161000	---	PURCHASED SERVICES	645.00	134.01	505.84	78.42	0.00	139.16	139.16
10	E	---	4--	161000	---	NON-CAPITAL OBJECTS	20.00	61.25	61.25	306.25	0.00	41.25-	41.25-
10	E	---	9--	161000	---	OTHER EXPENDITURES	325.00	0.00	0.00	0.00	0.00	325.00	325.00
10	E	---	---	161000	---	CO-CURRICULAR ACADEMIC	32,490.00	2,355.54	11,268.41	34.68	0.00	21,221.59	21,221.59
10	E	---	1--	162000	---	SALARIES	134,500.00	3,603.54	53,407.78	39.71	0.00	81,092.22	81,092.22
10	E	---	2--	162000	---	EMPLOYEE BENEFITS	17,000.00	498.25	6,420.60	37.77	0.00	10,579.40	10,579.40
10	E	---	3--	162000	---	PURCHASED SERVICES	75,960.00	6,357.85	71,202.07	93.74	0.00	4,757.93	4,757.93
10	E	---	4--	162000	---	NON-CAPITAL OBJECTS	34,575.00	3,184.81	23,865.87	69.03	28,946.69	18,237.56-	10,709.13
10	E	---	5--	162000	---	CAPITAL OBJECTS	42,875.00	0.00	3,066.70	7.15	0.00	39,808.30	39,808.30
10	E	---	9--	162000	---	OTHER EXPENDITURES	14,000.00	895.00	9,505.00	67.89	0.00	4,495.00	4,495.00
10	E	---	---	162000	---	CO-CURRICULAR ATHLETICS	318,910.00	14,539.45	167,468.02	52.51	28,946.69	122,495.29	151,441.98
10	E	---	1--	171000	---	SALARIES	93,500.00	8,921.56	48,168.27	51.52	0.00	45,331.73	45,331.73
10	E	---	2--	171000	---	EMPLOYEE BENEFITS	57,977.00	4,634.58	23,625.75	40.75	0.00	34,351.25	34,351.25
10	E	---	3--	171000	---	PURCHASED SERVICES	5,000.00	2,327.52	11,215.15	224.30	0.00	6,215.15-	6,215.15-
10	E	---	---	171000	---	CULTURALLY/SOCIALLY DISA	156,477.00	15,883.66	83,009.17	53.05	0.00	73,467.83	73,467.83

Fd	T	Loc	Obj	Func	Prj	Obj	2018-19	January 2018-19	2018-19	2018-19	Encumbered	Unencumbered	Unexpended
							Revised Budget	Monthly Activity	FYTD Activity	FYTD %	Amount	Balance	Balance
10	E	---	1--	172000	---	SALARIES	19,550.00	1,672.08	8,360.44	42.76	0.00	11,189.56	11,189.56
10	E	---	2--	172000	---	EMPLOYEE BENEFITS	14,152.00	1,205.66	5,591.57	39.51	0.00	8,560.43	8,560.43
10	E	---	3--	172000	---	PURCHASED SERVICES	1,000.00	0.00	2,435.92	243.59	0.00	1,435.92-	1,435.92-
10	E	---	4--	172000	---	NON-CAPITAL OBJECTS	6,400.00	386.77	2,731.43	42.68	50.00	3,618.57	3,668.57
10	E	---	9--	172000	---	OTHER EXPENDITURES	3,725.00	0.00	2,350.00	63.09	0.00	1,375.00	1,375.00
10	E	---	---	172000	---	GIFTED AND TALENTED	44,827.00	3,264.51	21,469.36	47.89	50.00	23,307.64	23,357.64
10	E	---	---	1-----	---	INSTRUCTION	11,701,831.00	917,806.31	5,040,661.84	43.08	92,851.66	6,568,317.50	6,661,169.16
10	E	---	1--	213000	---	SALARIES	235,631.00	20,033.92	105,673.58	44.85	0.00	129,957.42	129,957.42
10	E	---	2--	213000	---	EMPLOYEE BENEFITS	90,641.00	7,268.66	38,735.03	42.73	0.00	51,905.97	51,905.97
10	E	---	3--	213000	---	PURCHASED SERVICES	5,025.00	57.06	682.06	13.57	75.00	4,267.94	4,342.94
10	E	---	4--	213000	---	NON-CAPITAL OBJECTS	7,640.00	23.48	2,219.34	29.05	2,881.95	2,538.71	5,420.66
10	E	---	---	213000	---	PUPIL SERVICES - GUIDANC	338,937.00	27,383.12	147,310.01	43.46	2,956.95	188,670.04	191,626.99
10	E	---	1--	214000	---	SALARIES	48,900.00	4,075.00	20,375.00	41.67	0.00	28,525.00	28,525.00
10	E	---	2--	214000	---	EMPLOYEE BENEFITS	29,756.00	2,260.78	11,299.00	37.97	0.00	18,457.00	18,457.00
10	E	---	3--	214000	---	PURCHASED SERVICES	0.00	130.23	1,566.51	0.00	0.00	1,566.51-	1,566.51-
10	E	---	4--	214000	---	NON-CAPITAL OBJECTS	5,240.00	19.57	2,241.64	42.78	853.04	2,145.32	2,998.36
10	E	---	9--	214000	---	OTHER EXPENDITURES	160.00	160.00	160.00	100.00	0.00	0.00	0.00
10	E	---	---	214000	---	PUPIL SERVICES - NURSE	84,056.00	6,645.58	35,642.15	42.40	853.04	47,560.81	48,413.85
10	E	---	1--	219000	---	SALARIES	44,418.00	4,664.24	27,823.18	62.64	0.00	16,594.82	16,594.82
10	E	---	2--	219000	---	EMPLOYEE BENEFITS	48,018.00	4,687.17	24,140.40	50.27	0.00	23,877.60	23,877.60
10	E	---	3--	219000	---	PURCHASED SERVICES	3,200.00	185.00	3,139.82	98.12	0.00	60.18	60.18
10	E	---	4--	219000	---	NON-CAPITAL OBJECTS	8,100.00	150.18	1,040.05	12.84	36.87	7,023.08	7,059.95
10	E	---	9--	219000	---	OTHER EXPENDITURES	500.00	0.00	420.00	84.00	0.00	80.00	80.00
10	E	---	---	219000	---	OTHER PUPIL SERVICES	104,236.00	9,686.59	56,563.45	54.26	36.87	47,635.68	47,672.55
10	E	---	1--	221000	---	SALARIES	0.00	0.00	476.00	0.00	0.00	476.00-	476.00-
10	E	---	2--	221000	---	EMPLOYEE BENEFITS	0.00	0.00	68.31	0.00	0.00	68.31-	68.31-
10	E	---	5--	221000	---	CAPITAL OBJECTS	3,000.00	0.00	0.00	0.00	0.00	3,000.00	3,000.00
10	E	---	---	221000	---	IMPROVEMENT OF INSTRUCTI	3,000.00	0.00	544.31	18.14	0.00	2,455.69	2,455.69
10	E	---	1--	221100	---	SALARIES	0.00	0.00	584.63	0.00	0.00	584.63-	584.63-
10	E	---	2--	221100	---	EMPLOYEE BENEFITS	0.00	0.00	81.97	0.00	0.00	81.97-	81.97-
10	E	---	---	221100	---	DIRECTION OF IMPROV OF I	0.00	0.00	666.60	0.00	0.00	666.60-	666.60-
10	E	---	1--	221200	---	SALARIES	13,330.00	0.00	4,175.08	31.32	0.00	9,154.92	9,154.92
10	E	---	2--	221200	---	EMPLOYEE BENEFITS	0.00	0.00	354.08	0.00	0.00	354.08-	354.08-

Fd	T	Loc	Obj	Func	Prj	Obj	2018-19	January 2018-19	2018-19	2018-19	Encumbered	Unencumbered	Unexpended
							Revised Budget	Monthly Activity	FYTD Activity	FYTD %	Amount	Balance	Balance
10	E	---	3--	221200	---	PURCHASED SERVICES	16,570.00	641.89	21,733.04	131.16	525.00	5,688.04-	5,163.04-
10	E	---	4--	221200	---	NON-CAPITAL OBJECTS	8,500.00	37.66	2,935.05	34.53	55.48	5,509.47	5,564.95
10	E	---	9--	221200	---	OTHER EXPENDITURES	0.00	0.00	3,515.00	0.00	0.00	3,515.00-	3,515.00-
10	E	---	---	221200	---	CURRICULUM DEVELOPMENT	38,400.00	679.55	32,712.25	85.19	580.48	5,107.27	5,687.75
10	E	---	1--	221201	---	SALARIES	104,959.00	8,746.60	61,226.00	58.33	0.00	43,733.00	43,733.00
10	E	---	2--	221201	---	EMPLOYEE BENEFITS	38,098.00	2,973.96	20,896.42	54.85	0.00	17,201.58	17,201.58
10	E	---	---	221201	---	CURRICULUM DEVELOPMENT	143,057.00	11,720.56	82,122.42	57.41	0.00	60,934.58	60,934.58
10	E	---	1--	221300	---	SALARIES	10,000.00	869.00	10,567.06	105.67	0.00	567.06-	567.06-
10	E	---	2--	221300	---	EMPLOYEE BENEFITS	30,000.00	2,080.12	14,655.86	48.85	0.00	15,344.14	15,344.14
10	E	---	3--	221300	---	PURCHASED SERVICES	19,300.00	13,306.93	24,151.22	125.14	2,500.00	7,351.22-	4,851.22-
10	E	---	4--	221300	---	NON-CAPITAL OBJECTS	4,865.00	0.00	3,347.38	68.81	0.00	1,517.62	1,517.62
10	E	---	---	221300	---	INSTRUCTIONAL STAFF TRAI	64,165.00	16,256.05	52,721.52	82.17	2,500.00	8,943.48	11,443.48
10	E	---	1--	222200	---	SALARIES	248,638.00	22,083.75	110,701.15	44.52	0.00	137,936.85	137,936.85
10	E	---	2--	222200	---	EMPLOYEE BENEFITS	186,517.00	17,225.80	71,602.25	38.39	0.00	114,914.75	114,914.75
10	E	---	3--	222200	---	PURCHASED SERVICES	0.00	0.00	47.25	0.00	0.00	47.25-	47.25-
10	E	---	4--	222200	---	NON-CAPITAL OBJECTS	89,224.00	372.90	65,465.43	73.37	12,506.86	11,251.71	23,758.57
10	E	---	9--	222200	---	OTHER EXPENDITURES	400.00	920.00	920.00	230.00	60.00	580.00-	520.00-
10	E	---	---	222200	---	SCHOOL LIBRARY	524,779.00	40,602.45	248,736.08	47.40	12,566.86	263,476.06	276,042.92
10	E	---	1--	222300	---	SALARIES	41,246.00	3,504.95	24,259.54	58.82	0.00	16,986.46	16,986.46
10	E	---	2--	222300	---	EMPLOYEE BENEFITS	6,100.00	509.26	3,552.47	58.24	0.00	2,547.53	2,547.53
10	E	---	3--	222300	---	PURCHASED SERVICES	1,023.00	0.00	0.00	0.00	0.00	1,023.00	1,023.00
10	E	---	4--	222300	---	NON-CAPITAL OBJECTS	2,300.00	68.35	1,063.91	46.26	2,832.51	1,596.42-	1,236.09
10	E	---	5--	222300	---	CAPITAL OBJECTS	7,700.00	0.00	2,897.80	37.63	9,300.20	4,498.00-	4,802.20
10	E	---	---	222300	---	AUDIOVISUAL	58,369.00	4,082.56	31,773.72	54.44	12,132.71	14,462.57	26,595.28
10	E	---	1--	223700	---	SALARIES	23,294.00	1,939.30	10,216.08	43.86	0.00	13,077.92	13,077.92
10	E	---	2--	223700	---	EMPLOYEE BENEFITS	13,107.00	1,047.14	5,322.43	40.61	0.00	7,784.57	7,784.57
10	E	---	---	223700	---	SUP/COOR VOC ED - LVEC	36,401.00	2,986.44	15,538.51	42.69	0.00	20,862.49	20,862.49
10	E	---	1--	223900	---	SALARIES	110,660.00	3,944.38	26,871.94	24.28	0.00	83,788.06	83,788.06
10	E	---	2--	223900	---	EMPLOYEE BENEFITS	59,256.00	2,631.84	16,685.14	28.16	0.00	42,570.86	42,570.86
10	E	---	3--	223900	---	PURCHASED SERVICES	0.00	0.00	119.25	0.00	0.00	119.25-	119.25-
10	E	---	4--	223900	---	NON-CAPITAL OBJECTS	3,538.00	32.91	823.34	23.27	0.00	2,714.66	2,714.66
10	E	---	9--	223900	---	OTHER EXPENDITURES	1,100.00	0.00	1,070.00	97.27	0.00	30.00	30.00
10	E	---	---	223900	---	SUPERVISION AND COORD-OT	174,554.00	6,609.13	45,569.67	26.11	0.00	128,984.33	128,984.33



Fd	T	Loc	Obj	Func	Prj	Obj	2018-19	January 2018-19	2018-19	2018-19	Encumbered	Unencumbered	Unexpended
							Revised Budget	Monthly Activity	FYTD Activity	FYTD %	Amount	Balance	Balance
10	E	---	1--	229000	---	SALARIES	142,812.00	12,044.18	88,867.08	62.23	0.00	53,944.92	53,944.92
10	E	---	2--	229000	---	EMPLOYEE BENEFITS	71,775.00	5,757.23	40,243.00	56.07	0.00	31,532.00	31,532.00
10	E	---	3--	229000	---	PURCHASED SERVICES	11,200.00	349.00	20,765.00	185.40	5,000.00	14,565.00-	9,565.00-
10	E	---	4--	229000	---	NON-CAPITAL OBJECTS	202,815.00	529.71	213,316.96	105.18	3,800.00	14,301.96-	10,501.96-
10	E	---	5--	229000	---	CAPITAL OBJECTS	101,458.00	0.00	81,648.68	80.48	0.00	19,809.32	19,809.32
10	E	---	---	229000	---	OTHER INSTRUCTIONAL STAF	530,060.00	18,680.12	444,840.72	83.92	8,800.00	76,419.28	85,219.28
10	E	---	1--	231000	---	SALARIES	18,500.00	0.00	8,045.00	43.49	0.00	10,455.00	10,455.00
10	E	---	2--	231000	---	EMPLOYEE BENEFITS	1,500.00	0.00	615.53	41.04	0.00	884.47	884.47
10	E	---	3--	231000	---	PURCHASED SERVICES	39,000.00	0.00	27,073.07	69.42	0.00	11,926.93	11,926.93
10	E	---	4--	231000	---	NON-CAPITAL OBJECTS	4,000.00	439.00	3,076.38	76.91	0.00	923.62	923.62
10	E	---	9--	231000	---	OTHER EXPENDITURES	6,500.00	0.00	6,141.00	94.48	0.00	359.00	359.00
10	E	---	---	231000	---	BOARD OF EDUCATION	69,500.00	439.00	44,950.98	64.68	0.00	24,549.02	24,549.02
10	E	---	3--	231500	---	PURCHASED SERVICES	12,000.00	777.14	3,961.14	33.01	0.00	8,038.86	8,038.86
10	E	---	---	231500	---	BOARD OF EDUCATION - LEG	12,000.00	777.14	3,961.14	33.01	0.00	8,038.86	8,038.86
10	E	---	1--	232000	---	SALARIES	176,950.00	13,547.84	107,458.92	60.73	0.00	69,491.08	69,491.08
10	E	---	2--	232000	---	EMPLOYEE BENEFITS	69,680.00	5,530.62	40,281.48	57.81	0.00	29,398.52	29,398.52
10	E	---	3--	232000	---	PURCHASED SERVICES	2,500.00	360.00	1,076.90	43.08	0.00	1,423.10	1,423.10
10	E	---	4--	232000	---	NON-CAPITAL OBJECTS	3,400.00	229.00	2,873.09	84.50	225.89	301.02	526.91
10	E	---	5--	232000	---	CAPITAL OBJECTS	500.00	0.00	0.00	0.00	0.00	500.00	500.00
10	E	---	9--	232000	---	OTHER EXPENDITURES	2,750.00	300.00	1,495.00	54.36	0.00	1,255.00	1,255.00
10	E	---	---	232000	---	CENTRAL ADMINISTRATION	255,780.00	19,967.46	153,185.39	59.89	225.89	102,368.72	102,594.61
10	E	---	1--	240000	---	SALARIES	820,857.00	67,059.67	471,769.04	57.47	0.00	349,087.96	349,087.96
10	E	---	2--	240000	---	EMPLOYEE BENEFITS	445,670.00	34,562.57	229,927.44	51.59	0.00	215,742.56	215,742.56
10	E	---	3--	240000	---	PURCHASED SERVICES	65,815.00	1,753.37	69,995.49	106.35	520.00	4,700.49-	4,180.49-
10	E	---	4--	240000	---	NON-CAPITAL OBJECTS	65,115.00	3,579.92	61,099.02	93.83	1,649.92	2,366.06	4,015.98
10	E	---	5--	240000	---	CAPITAL OBJECTS	6,600.00	0.00	15,243.78	230.97	6,034.00	14,677.78-	8,643.78-
10	E	---	9--	240000	---	OTHER EXPENDITURES	5,100.00	291.00	5,069.85	99.41	0.00	30.15	30.15
10	E	---	---	240000	---	BUILDING ADMINISTRATION	1,409,157.00	107,246.53	853,104.62	60.54	8,203.92	547,848.46	556,052.38
10	E	---	1--	252000	---	SALARIES	192,532.00	15,595.78	109,226.03	56.73	0.00	83,305.97	83,305.97
10	E	---	2--	252000	---	EMPLOYEE BENEFITS	80,361.00	6,344.98	43,691.99	54.37	0.00	36,669.01	36,669.01
10	E	---	3--	252000	---	PURCHASED SERVICES	2,700.00	0.00	905.21	33.53	0.00	1,794.79	1,794.79
10	E	---	4--	252000	---	NON-CAPITAL OBJECTS	48,725.00	0.00	50,457.01	103.55	520.19	2,252.20-	1,732.01-
10	E	---	9--	252000	---	OTHER EXPENDITURES	6,575.00	25.00	3,121.90	47.48	0.00	3,453.10	3,453.10
10	E	---	---	252000	---	FISCAL	330,893.00	21,965.76	207,402.14	62.68	520.19	122,970.67	123,490.86

Fd	T	Loc	Obj	Func	Prj	Obj	2018-19	January 2018-19	2018-19	2018-19	Encumbered	Unencumbered	Unexpended
							Revised Budget	Monthly Activity	FYTD Activity	FYTD %	Amount	Balance	Balance
10	E	---	1--	253000	---	SALARIES	673,126.00	51,922.90	363,769.68	54.04	0.00	309,356.32	309,356.32
10	E	---	2--	253000	---	EMPLOYEE BENEFITS	278,937.00	24,617.95	165,035.86	59.17	0.00	113,901.14	113,901.14
10	E	---	3--	253000	---	PURCHASED SERVICES	468,450.00	41,111.56	199,962.42	42.69	3,359.31	265,128.27	268,487.58
10	E	---	4--	253000	---	NON-CAPITAL OBJECTS	90,400.00	9,035.76	99,762.06	110.36	32,807.62	42,169.68-	9,362.06-
10	E	---	5--	253000	---	CAPITAL OBJECTS	0.00	3,076.77	10,049.33	0.00	0.00	10,049.33-	10,049.33-
10	E	---	9--	253000	---	OTHER EXPENDITURES	1,130.00	0.00	200.00	17.70	0.00	930.00	930.00
10	E	---	---	253000	---	OPERATION	1,512,043.00	129,764.94	838,779.35	55.47	36,166.93	637,096.72	673,263.65
10	E	---	1--	254000	---	SALARIES	38,584.00	3,524.59	23,665.27	61.33	0.00	14,918.73	14,918.73
10	E	---	2--	254000	---	EMPLOYEE BENEFITS	28,362.00	2,176.02	14,896.85	52.52	0.00	13,465.15	13,465.15
10	E	---	3--	254000	---	PURCHASED SERVICES	468,600.00	15,104.57	834,525.00	178.09	98,982.02	464,907.02-	365,925.00-
10	E	---	4--	254000	---	NON-CAPITAL OBJECTS	46,325.00	22,255.23	66,010.53	142.49	4,449.35	24,134.88-	19,685.53-
10	E	---	5--	254000	---	CAPITAL OBJECTS	85,900.00	466.46	84,231.93	98.06	0.00	1,668.07	1,668.07
10	E	---	9--	254000	---	OTHER EXPENDITURES	1,800.00	0.00	10.00	0.56	0.00	1,790.00	1,790.00
10	E	---	---	254000	---	MAINTENANCE	669,571.00	43,526.87	1,023,339.58	152.84	103,431.37	457,199.95-	353,768.58-
10	E	---	3--	254200	---	PURCHASED SERVICES	0.00	0.00	7,290.63	0.00	0.00	7,290.63-	7,290.63-
10	E	---	---	254200	---	SITE REPAIRS	0.00	0.00	7,290.63	0.00	0.00	7,290.63-	7,290.63-
10	E	---	3--	254300	---	PURCHASED SERVICES	0.00	490.10	3,729.67	0.00	0.00	3,729.67-	3,729.67-
10	E	---	4--	254300	---	NON-CAPITAL OBJECTS	0.00	218.54	218.54	0.00	0.00	218.54-	218.54-
10	E	---	---	254300	---	BUILDING REPAIRS	0.00	708.64	3,948.21	0.00	0.00	3,948.21-	3,948.21-
10	E	---	3--	254490	---	PURCHASED SERVICES	0.00	0.00	151.95	0.00	0.00	151.95-	151.95-
10	E	---	---	254490	---	OTHER EQUIPMENT REPAIRS	0.00	0.00	151.95	0.00	0.00	151.95-	151.95-
10	E	---	3--	255000	---	PURCHASED SERVICES	0.00	0.00	6,123.35	0.00	0.00	6,123.35-	6,123.35-
10	E	---	5--	255000	---	CAPITAL OBJECTS	0.00	2,187.14	31,415.54	0.00	0.00	31,415.54-	31,415.54-
10	E	---	9--	255000	---	OTHER EXPENDITURES	0.00	315.00	315.00	0.00	0.00	315.00-	315.00-
10	E	---	---	255000	---	FACILITY ACQUISITION/REM	0.00	2,502.14	37,853.89	0.00	0.00	37,853.89-	37,853.89-
10	E	---	3--	256710	---	PURCHASED SERVICES	997,014.00	109,492.20	439,505.50	44.08	0.00	557,508.50	557,508.50
10	E	---	---	256710	---	CONTR TRANSPORTATION-FLE	997,014.00	109,492.20	439,505.50	44.08	0.00	557,508.50	557,508.50
10	E	---	3--	256720	---	PURCHASED SERVICES	10,000.00	1,628.07	5,805.91	58.06	0.00	4,194.09	4,194.09
10	E	---	---	256720	---	SHUTTLE SERVICE	10,000.00	1,628.07	5,805.91	58.06	0.00	4,194.09	4,194.09
10	E	---	3--	256741	---	PURCHASED SERVICES	20,000.00	427.03	5,030.29	25.15	0.00	14,969.71	14,969.71
10	E	---	---	256741	---	OTHER CO-CURRICULAR TRAV	20,000.00	427.03	5,030.29	25.15	0.00	14,969.71	14,969.71

Fd	T	Loc	Obj	Func	Prj	Obj	2018-19	January 2018-19	2018-19	2018-19	Encumbered	Unencumbered	Unexpended
							Revised Budget	Monthly Activity	FYTD Activity	FYTD %	Amount	Balance	Balance
10	E	---	3--	256742	---	PURCHASED SERVICES	99,840.00	18,957.52	56,163.91	56.25	0.00	43,676.09	43,676.09
10	E	---	---	256742	---	ATHLETIC TRANSPORTATION	99,840.00	18,957.52	56,163.91	56.25	0.00	43,676.09	43,676.09
10	E	---	3--	256770	---	PURCHASED SERVICES	28,000.00	1,444.21	6,240.68	22.29	0.00	21,759.32	21,759.32
10	E	---	---	256770	---	FIELD TRIPS	28,000.00	1,444.21	6,240.68	22.29	0.00	21,759.32	21,759.32
10	E	---	2--	259000	---	EMPLOYEE BENEFITS	0.00	2,200.80	26,632.80	0.00	0.00	26,632.80-	26,632.80-
10	E	---	---	259000	---	OTHER BUSINESS ADMINISTR	0.00	2,200.80	26,632.80	0.00	0.00	26,632.80-	26,632.80-
10	E	---	3--	260000	---	PURCHASED SERVICES	171,600.00	19,097.25	116,794.73	68.06	429.30	54,375.97	54,805.27
10	E	---	4--	260000	---	NON-CAPITAL OBJECTS	29,000.00	179.46	27,832.11	95.97	39.41	1,128.48	1,167.89
10	E	---	---	260000	---	CENTRAL SERVICES	200,600.00	19,276.71	144,626.84	72.10	468.71	55,504.45	55,973.16
10	E	---	7--	270000	---	INSURANCE AND JUDGEMENTS	190,000.00	15,208.80	91,480.20	48.15	0.00	98,519.80	98,519.80
10	E	---	---	270000	---	INSURANCE AND JUDGMENTS	190,000.00	15,208.80	91,480.20	48.15	0.00	98,519.80	98,519.80
10	E	---	6--	280000	---	DEBT REITIREMENT	7,500.00	0.00	2,446.70	32.62	0.00	5,053.30	5,053.30
10	E	---	---	280000	---	DEBT SERVICES	7,500.00	0.00	2,446.70	32.62	0.00	5,053.30	5,053.30
10	E	---	3--	292000	---	PURCHASED SERVICES	3,920.00	0.00	1,960.00	50.00	0.00	1,960.00	1,960.00
10	E	---	---	292000	---	CESA GENERAL ADMINISTRAT	3,920.00	0.00	1,960.00	50.00	0.00	1,960.00	1,960.00
10	E	---	---	2-----	---	SUPPORT SERVICES	7,915,832.00	640,865.97	5,148,602.12	65.04	189,443.92	2,577,785.96	2,767,229.88
10	E	---	8--	410000	---	OPERATING TRANSFER - OUT	6,177,295.00	0.00	0.00	0.00	0.00	6,177,295.00	6,177,295.00
10	E	---	---	410000	---	INTERFUND OPERATING TRAN	6,177,295.00	0.00	0.00	0.00	0.00	6,177,295.00	6,177,295.00
10	E	---	3--	435000	---	PURCHASED SERVICES	375,000.00	0.00	0.00	0.00	0.00	375,000.00	375,000.00
10	E	---	---	435000	---	OPEN ENROLLMENT PAYMENTS	375,000.00	0.00	0.00	0.00	0.00	375,000.00	375,000.00
10	E	---	3--	438000	---	PURCHASED SERVICES	125,510.00	0.00	0.00	0.00	0.00	125,510.00	125,510.00
10	E	---	---	438000	---	GENERAL AID REDUCTION	125,510.00	0.00	0.00	0.00	0.00	125,510.00	125,510.00
10	E	---	---	4-----	---	NON-PROGRAM TRANSACTIONS	6,677,805.00	0.00	0.00	0.00	0.00	6,677,805.00	6,677,805.00
10	-	---	---	-----	---	GENERAL FUND	26,295,468.00	1,558,672.28	10,189,263.96	38.75	282,295.58	15,823,908.46	16,106,204.04

Fd	T	Loc	Obj	Func	Prj	Obj	2018-19	January 2018-19	2018-19	2018-19	Encumbered	Unencumbered	Unexpended
							Revised Budget	Monthly Activity	FYTD Activity	FYTD %	Amount	Balance	Balance
21	E	---	3--	110000	---	PURCHASED SERVICES	0.00	0.00	685.00	0.00	0.00	685.00-	685.00-
21	E	---	4--	110000	---	NON-CAPITAL OBJECTS	0.00	0.00	1,402.97	0.00	45.62	1,448.59-	1,402.97-
21	E	---	---	110000	---	UNDIFFERENTIATED CURRICU	0.00	0.00	2,087.97	0.00	45.62	2,133.59-	2,087.97-
21	E	---	4--	123219	---	NON-CAPITAL OBJECTS	0.00	0.00	271.24	0.00	0.00	271.24-	271.24-
21	E	---	---	123219	---	SPANISH	0.00	0.00	271.24	0.00	0.00	271.24-	271.24-
21	E	---	4--	127000	---	NON-CAPITAL OBJECTS	0.00	360.00	360.00	0.00	0.00	360.00-	360.00-
21	E	---	---	127000	---	SOCIAL SCIENCE	0.00	360.00	360.00	0.00	0.00	360.00-	360.00-
21	E	---	4--	129100	---	NON-CAPITAL OBJECTS	0.00	0.00	235.99	0.00	0.00	235.99-	235.99-
21	E	---	---	129100	---	CAREER DEVELOPMENT - MAS	0.00	0.00	235.99	0.00	0.00	235.99-	235.99-
21	E	---	5--	131000	---	CAPITAL OBJECTS	0.00	0.00	2,629.55	0.00	0.00	2,629.55-	2,629.55-
21	E	---	---	131000	---	AGRICULTURE	0.00	0.00	2,629.55	0.00	0.00	2,629.55-	2,629.55-
21	E	---	4--	158700	---	NON-CAPITAL OBJECTS	0.00	0.00	276.00	0.00	0.00	276.00-	276.00-
21	E	---	---	158700	---	CROSS CATEGORICAL	0.00	0.00	276.00	0.00	0.00	276.00-	276.00-
21	E	---	---	1-----	---	INSTRUCTION	0.00	360.00	5,860.75	0.00	45.62	5,906.37-	5,860.75-
21	E	---	3--	240000	---	PURCHASED SERVICES	0.00	7,291.91	645,733.05	0.00	0.00	645,733.05-	645,733.05-
21	E	---	4--	240000	---	NON-CAPITAL OBJECTS	0.00	4,625.58	86,542.10	0.00	0.00	86,542.10-	86,542.10-
21	E	---	5--	240000	---	CAPITAL OBJECTS	0.00	0.00	19,704.95	0.00	0.00	19,704.95-	19,704.95-
21	E	---	9--	240000	---	OTHER EXPENDITURES	0.00	2,895.00	5,693.00	0.00	0.00	5,693.00-	5,693.00-
21	E	---	---	240000	---	BUILDING ADMINISTRATION	0.00	14,812.49	757,673.10	0.00	0.00	757,673.10-	757,673.10-
21	E	---	---	2-----	---	SUPPORT SERVICES	0.00	14,812.49	757,673.10	0.00	0.00	757,673.10-	757,673.10-
21	E	---	4--	500000	---	NON-CAPITAL OBJECTS	0.00	247.34	247.34	0.00	0.00	247.34-	247.34-
21	E	---	---	500000	---	DISTRICT WIDE	0.00	247.34	247.34	0.00	0.00	247.34-	247.34-
21	E	---	---	5-----	---	DISTRICT WIDE	0.00	247.34	247.34	0.00	0.00	247.34-	247.34-
21	-	---	---	-----	---	GIFT FUND	0.00	15,419.83	763,781.19	0.00	45.62	763,826.81-	763,781.19-

Fd	T	Loc	Obj	Func	Prj	Obj	2018-19	January 2018-19	2018-19	2018-19	Encumbered	Unencumbered	Unexpended
							Revised Budget	Monthly Activity	FYTD Activity	FYTD %	Amount	Balance	Balance
27	E	---	1--	152000	---	SALARIES	125,450.00	10,454.18	52,061.58	41.50	0.00	73,388.42	73,388.42
27	E	---	2--	152000	---	EMPLOYEE BENEFITS	62,199.00	4,972.08	24,918.83	40.06	0.00	37,280.17	37,280.17
27	E	---	3--	152000	---	PURCHASED SERVICES	500.00	94.28	1,336.38	267.28	0.00	836.38-	836.38-
27	E	---	4--	152000	---	NON-CAPITAL OBJECTS	6,000.00	1,649.57	9,900.25	165.00	1,406.06	5,306.31-	3,900.25-
27	E	---	5--	152000	---	CAPITAL OBJECTS	1,000.00	0.00	6,767.00	676.70	0.00	5,767.00-	5,767.00-
27	E	---	9--	152000	---	OTHER EXPENDITURES	0.00	0.00	256.00	0.00	0.00	256.00-	256.00-
27	E	---	---	152000	---	EARLY CHILDHOOD	195,149.00	17,170.11	95,240.04	48.80	1,406.06	98,502.90	99,908.96
27	E	---	1--	156110	---	SALARIES	29,820.00	3,052.54	15,414.09	51.69	0.00	14,405.91	14,405.91
27	E	---	2--	156110	---	EMPLOYEE BENEFITS	13,741.00	1,442.75	7,259.96	52.83	0.00	6,481.04	6,481.04
27	E	---	5--	156110	---	CAPITAL OBJECTS	3,000.00	0.00	0.00	0.00	0.00	3,000.00	3,000.00
27	E	---	---	156110	---	HEARING IMPAIRMENT	46,561.00	4,495.29	22,674.05	48.70	0.00	23,886.95	23,886.95
27	E	---	1--	156600	---	SALARIES	172,628.00	19,335.68	106,802.32	61.87	0.00	65,825.68	65,825.68
27	E	---	2--	156600	---	EMPLOYEE BENEFITS	91,699.00	8,039.74	41,470.79	45.22	0.00	50,228.21	50,228.21
27	E	---	3--	156600	---	PURCHASED SERVICES	0.00	52.65	52.65	0.00	0.00	52.65-	52.65-
27	E	---	4--	156600	---	NON-CAPITAL OBJECTS	4,000.00	768.85	5,366.22	134.16	400.77	1,766.99-	1,366.22-
27	E	---	9--	156600	---	OTHER EXPENDITURES	500.00	253.00	253.00	50.60	0.00	247.00	247.00
27	E	---	---	156600	---	SPEECH/LANGUAGE	268,827.00	28,449.92	153,944.98	57.27	400.77	114,481.25	114,882.02
27	E	---	5--	156700	---	CAPITAL OBJECTS	2,000.00	0.00	0.00	0.00	0.00	2,000.00	2,000.00
27	E	---	---	156700	---	VISUALLY IMPAIRED	2,000.00	0.00	0.00	0.00	0.00	2,000.00	2,000.00
27	E	---	4--	158200	---	NON-CAPITAL OBJECTS	0.00	0.00	15.88	0.00	0.00	15.88-	15.88-
27	E	---	9--	158200	---	OTHER EXPENDITURES	0.00	100.00	1,500.00	0.00	0.00	1,500.00-	1,500.00-
27	E	---	---	158200	---	LEARNING DISABILITIES	0.00	100.00	1,515.88	0.00	0.00	1,515.88-	1,515.88-
27	E	---	1--	158700	---	SALARIES	1,175,714.00	92,692.08	478,803.72	40.72	0.00	696,910.28	696,910.28
27	E	---	2--	158700	---	EMPLOYEE BENEFITS	626,490.00	45,207.83	229,910.68	36.70	0.00	396,579.32	396,579.32
27	E	---	3--	158700	---	PURCHASED SERVICES	11,000.00	3,965.50	9,249.95	84.09	20.00	1,730.05	1,750.05
27	E	---	4--	158700	---	NON-CAPITAL OBJECTS	87,000.00	4,289.22	52,374.19	60.20	5,255.65	29,370.16	34,625.81
27	E	---	5--	158700	---	CAPITAL OBJECTS	19,000.00	795.00	2,334.81	12.29	0.00	16,665.19	16,665.19
27	E	---	9--	158700	---	OTHER EXPENDITURES	0.00	0.00	1,140.50	0.00	0.00	1,140.50-	1,140.50-
27	E	---	---	158700	---	CROSS CATEGORICAL	1,919,204.00	146,949.63	773,813.85	40.32	5,275.65	1,140,114.50	1,145,390.15
27	E	---	4--	158777	---	NON-CAPITAL OBJECTS	0.00	0.00	1,157.20	0.00	0.00	1,157.20-	1,157.20-
27	E	---	---	158777	---	RVA CROSS CATEGORICAL	0.00	0.00	1,157.20	0.00	0.00	1,157.20-	1,157.20-
27	E	---	1--	159180	---	SALARIES	605,850.00	65,977.90	347,516.29	57.36	0.00	258,333.71	258,333.71
27	E	---	2--	159180	---	EMPLOYEE BENEFITS	369,805.00	39,588.15	195,398.02	52.84	0.00	174,406.98	174,406.98

Fd	T	Loc	Obj	Func	Prj	Obj	2018-19	January 2018-19	2018-19	2018-19	Encumbered	Unencumbered	Unexpended
							Revised Budget	Monthly Activity	FYTD Activity	FYTD %	Amount	Balance	Balance
27	E	---	---	159180	---	CROSS CATEGORICAL - ASST	975,655.00	105,566.05	542,914.31	55.65	0.00	432,740.69	432,740.69
27	E	---	1--	159300	---	SALARIES	19,290.00	2,074.18	10,370.69	53.76	0.00	8,919.31	8,919.31
27	E	---	2--	159300	---	EMPLOYEE BENEFITS	10,428.00	1,076.59	5,412.02	51.90	0.00	5,015.98	5,015.98
27	E	---	---	159300	---	ADAPTIVE PHY ED	29,718.00	3,150.77	15,782.71	53.11	0.00	13,935.29	13,935.29
27	E	---	---	1-----	---	INSTRUCTION	3,437,114.00	305,881.77	1,607,043.02	46.76	7,082.48	1,822,988.50	1,830,070.98
27	E	---	1--	212000	---	SALARIES	91,350.00	7,612.52	36,806.02	40.29	0.00	54,543.98	54,543.98
27	E	---	2--	212000	---	EMPLOYEE BENEFITS	23,614.00	3,572.48	10,914.72	46.22	0.00	12,699.28	12,699.28
27	E	---	---	212000	---	SOCIAL WORK	114,964.00	11,185.00	47,720.74	41.51	0.00	67,243.26	67,243.26
27	E	---	1--	215000	---	SALARIES	0.00	5,920.84	41,445.80	0.00	0.00	41,445.80-	41,445.80-
27	E	---	2--	215000	---	EMPLOYEE BENEFITS	0.00	2,646.50	18,581.11	0.00	0.00	18,581.11-	18,581.11-
27	E	---	3--	215000	---	PURCHASED SERVICES	500.00	0.00	0.00	0.00	0.00	500.00	500.00
27	E	---	4--	215000	---	NON-CAPITAL OBJECTS	5,000.00	0.00	390.08	7.80	0.00	4,609.92	4,609.92
27	E	---	9--	215000	---	OTHER EXPENDITURES	10,000.00	0.00	0.00	0.00	0.00	10,000.00	10,000.00
27	E	---	---	215000	---	PSYCHOLOGICAL SERVICES	15,500.00	8,567.34	60,416.99	389.79	0.00	44,916.99-	44,916.99-
27	E	---	1--	218100	---	SALARIES	97,501.00	8,132.20	43,753.59	44.88	0.00	53,747.41	53,747.41
27	E	---	2--	218100	---	EMPLOYEE BENEFITS	57,667.00	5,199.59	26,506.01	45.96	0.00	31,160.99	31,160.99
27	E	---	3--	218100	---	PURCHASED SERVICES	1,000.00	3,511.20	7,398.61	739.86	0.00	6,398.61-	6,398.61-
27	E	---	4--	218100	---	NON-CAPITAL OBJECTS	3,000.00	155.89	2,544.03	84.80	137.49	318.48	455.97
27	E	---	5--	218100	---	CAPITAL OBJECTS	0.00	0.00	470.96	0.00	0.00	470.96-	470.96-
27	E	---	9--	218100	---	OTHER EXPENDITURES	0.00	345.00	345.00	0.00	0.00	345.00-	345.00-
27	E	---	---	218100	---	OCCUPATIONAL THERAPY	159,168.00	17,343.88	81,018.20	50.90	137.49	78,012.31	78,149.80
27	E	---	1--	218200	---	SALARIES	63,977.00	5,331.34	26,783.16	41.86	0.00	37,193.84	37,193.84
27	E	---	2--	218200	---	EMPLOYEE BENEFITS	31,987.00	2,560.76	12,854.16	40.19	0.00	19,132.84	19,132.84
27	E	---	3--	218200	---	PURCHASED SERVICES	1,000.00	181.80	181.80	18.18	0.00	818.20	818.20
27	E	---	4--	218200	---	NON-CAPITAL OBJECTS	3,000.00	39.46	3,558.47	118.62	19.01	577.48-	558.47-
27	E	---	5--	218200	---	CAPITAL OBJECTS	8,000.00	0.00	4,425.39	55.32	397.45	3,177.16	3,574.61
27	E	---	---	218200	---	PHYSICAL THERAPY	107,964.00	8,113.36	47,802.98	44.28	416.46	59,744.56	60,161.02
27	E	---	3--	221000	---	PURCHASED SERVICES	10,000.00	0.00	0.00	0.00	0.00	10,000.00	10,000.00
27	E	---	---	221000	---	IMPROVEMENT OF INSTRUCTI	10,000.00	0.00	0.00	0.00	0.00	10,000.00	10,000.00
27	E	---	4--	221200	---	NON-CAPITAL OBJECTS	3,000.00	0.00	0.00	0.00	0.00	3,000.00	3,000.00
27	E	---	---	221200	---	CURRICULUM DEVELOPMENT	3,000.00	0.00	0.00	0.00	0.00	3,000.00	3,000.00

Fd	T	Loc	Obj	Func	Prj	Obj	2018-19	January 2018-19	2018-19	2018-19	Encumbered	Unencumbered	Unexpended
							Revised Budget	Monthly Activity	FYTD Activity	FYTD %	Amount	Balance	Balance
27	E	---	1--	221222	---	SALARIES	325,000.00	26,708.40	186,958.00	57.53	0.00	138,042.00	138,042.00
27	E	---	2--	221222	---	EMPLOYEE BENEFITS	115,000.00	9,353.98	65,726.39	57.15	0.00	49,273.61	49,273.61
27	E	---	3--	221222	---	PURCHASED SERVICES	0.00	2,637.50	12,556.25	0.00	0.00	12,556.25-	12,556.25-
27	E	---	4--	221222	---	NON-CAPITAL OBJECTS	0.00	0.00	709.95	0.00	0.00	709.95-	709.95-
27	E	---	---	221222	---	RVA CURRICULUM DEVELOPME	440,000.00	38,699.88	265,950.59	60.44	0.00	174,049.41	174,049.41
27	E	---	1--	221300	---	SALARIES	0.00	104.88	31,218.52	0.00	0.00	31,218.52-	31,218.52-
27	E	---	2--	221300	---	EMPLOYEE BENEFITS	0.00	12,523.71	30,532.30	0.00	12,000.00	42,532.30-	30,532.30-
27	E	---	3--	221300	---	PURCHASED SERVICES	26,000.00	116.35	10,192.92	39.20	0.00	15,807.08	15,807.08
27	E	---	4--	221300	---	NON-CAPITAL OBJECTS	3,000.00	0.00	841.08	28.04	0.00	2,158.92	2,158.92
27	E	---	9--	221300	---	OTHER EXPENDITURES	0.00	0.00	30.00	0.00	0.00	30.00-	30.00-
27	E	---	---	221300	---	INSTRUCTIONAL STAFF TRAI	29,000.00	12,744.94	72,814.82	251.09	12,000.00	55,814.82-	43,814.82-
27	E	---	1--	223300	---	SALARIES	104,479.00	8,706.60	61,653.45	59.01	0.00	42,825.55	42,825.55
27	E	---	2--	223300	---	EMPLOYEE BENEFITS	25,512.00	2,029.34	14,380.81	56.37	0.00	11,131.19	11,131.19
27	E	---	3--	223300	---	PURCHASED SERVICES	1,000.00	0.00	1,967.00	196.70	0.00	967.00-	967.00-
27	E	---	4--	223300	---	NON-CAPITAL OBJECTS	8,908.00	0.00	2,971.27	33.36	0.00	5,936.73	5,936.73
27	E	---	---	223300	---	SUP/COOR EXCEPTIONAL EDU	139,899.00	10,735.94	80,972.53	57.88	0.00	58,926.47	58,926.47
27	E	---	1--	252000	---	SALARIES	29,994.00	2,415.67	17,033.84	56.79	0.00	12,960.16	12,960.16
27	E	---	2--	252000	---	EMPLOYEE BENEFITS	27,249.00	2,067.31	13,802.25	50.65	0.00	13,446.75	13,446.75
27	E	---	---	252000	---	FISCAL	57,243.00	4,482.98	30,836.09	53.87	0.00	26,406.91	26,406.91
27	E	---	3--	254490	---	PURCHASED SERVICES	0.00	0.00	40.00	0.00	0.00	40.00-	40.00-
27	E	---	4--	254490	---	NON-CAPITAL OBJECTS	7,500.00	0.00	0.00	0.00	0.00	7,500.00	7,500.00
27	E	---	---	254490	---	OTHER EQUIPMENT REPAIRS	7,500.00	0.00	40.00	0.53	0.00	7,460.00	7,460.00
27	E	---	3--	255400	---	PURCHASED SERVICES	0.00	0.00	8,765.43	0.00	0.00	8,765.43-	8,765.43-
27	E	---	---	255400	---	RENTAL IN LIEU OF PURCHA	0.00	0.00	8,765.43	0.00	0.00	8,765.43-	8,765.43-
27	E	---	1--	256251	---	SALARIES	45,410.00	5,411.17	31,194.58	68.70	0.00	14,215.42	14,215.42
27	E	---	2--	256251	---	EMPLOYEE BENEFITS	52,029.00	4,203.15	26,158.51	50.28	0.00	25,870.49	25,870.49
27	E	---	3--	256251	---	PURCHASED SERVICES	31,000.00	3,417.07	20,246.25	65.31	0.00	10,753.75	10,753.75
27	E	---	4--	256251	---	NON-CAPITAL OBJECTS	500.00	454.93	702.13	140.43	0.00	202.13-	202.13-
27	E	---	5--	256251	---	CAPITAL OBJECTS	85,000.00	0.00	104,365.00	122.78	105,490.00	124,855.00-	19,365.00-
27	E	---	---	256251	---	RESIDENT SP ED TRANSPORT	213,939.00	13,486.32	182,666.47	85.38	105,490.00	74,217.47-	31,272.53
27	E	---	3--	256751	---	PURCHASED SERVICES	0.00	4.73	26.33	0.00	0.00	26.33-	26.33-
27	E	---	---	256751	---	RESIDENT SP ED TRANSPORT	0.00	4.73	26.33	0.00	0.00	26.33-	26.33-

Fd	T	Loc	Obj	Func	Prj	Obj	2018-19 Revised Budget	January 2018-19 Monthly Activity	2018-19 FYTD Activity	2018-19 FYTD %	Encumbered Amount	Unencumbered Balance	Unexpended Balance
27	E	---	3--	256770	---	PURCHASED SERVICES	3,300.00	266.70	3,247.17	98.40	0.00	52.83	52.83
27	E	---	---	256770	---	FIELD TRIPS	3,300.00	266.70	3,247.17	98.40	0.00	52.83	52.83
27	E	---	2--	259000	---	EMPLOYEE BENEFITS	0.00	550.20	6,658.20	0.00	0.00	6,658.20-	6,658.20-
27	E	---	---	259000	---	OTHER BUSINESS ADMINISTR	0.00	550.20	6,658.20	0.00	0.00	6,658.20-	6,658.20-
27	E	---	---	2-----	---	SUPPORT SERVICES	1,301,477.00	126,181.27	888,936.54	68.30	118,043.95	294,496.51	412,540.46
27	E	---	3--	436000	---	PURCHASED SERVICES	86,286.00	3,540.50	64,908.80	75.23	0.00	21,377.20	21,377.20
27	E	---	---	436000	---	SPECIAL EDUCATION PAYMEN	86,286.00	3,540.50	64,908.80	75.23	0.00	21,377.20	21,377.20
27	E	---	---	4-----	---	NON-PROGRAM TRANSACTIONS	86,286.00	3,540.50	64,908.80	75.23	0.00	21,377.20	21,377.20
27	-	---	---	-----	---	SPECIAL EDUCATION FUND	4,824,877.00	435,603.54	2,560,888.36	53.08	125,126.43	2,138,862.21	2,263,988.64



Fd	T	Loc	Obj	Func	Prj	Obj	2018-19 Revised Budget	January 2018-19 Monthly Activity	2018-19 FYTD Activity	2018-19 FYTD %	Encumbered Amount	Unencumbered Balance	Unexpended Balance
38	E	---	6--	282000	---	DEBT REITREMENT	178,105.00	0.00	6,552.50	3.68	0.00	171,552.50	171,552.50
38	E	---	---	282000	---	REFINANCING	178,105.00	0.00	6,552.50	3.68	0.00	171,552.50	171,552.50
38	E	---	---	2-----	---	SUPPORT SERVICES	178,105.00	0.00	6,552.50	3.68	0.00	171,552.50	171,552.50
38	-	---	---	-----	---	Non-Referendum Debt Serv	178,105.00	0.00	6,552.50	3.68	0.00	171,552.50	171,552.50

Fd	T	Loc	Obj	Func	Prj	Obj	2018-19	January 2018-19	2018-19	2018-19	Encumbered	Unencumbered	Unexpended
							Revised Budget	Monthly Activity	FYTD Activity	FYTD %	Amount	Balance	Balance
39	E	---	6--	281000	---	DEBT REITREMENT	466,400.00	0.00	33,200.00	7.12	0.00	433,200.00	433,200.00
39	E	---	---	281000	---	LONG-TERM CAPITAL DEBT	466,400.00	0.00	33,200.00	7.12	0.00	433,200.00	433,200.00
39	E	---	---	2-----	---	SUPPORT SERVICES	466,400.00	0.00	33,200.00	7.12	0.00	433,200.00	433,200.00
39	-	---	---	-----	---	REFERENDUM APPROVED DEBT	466,400.00	0.00	33,200.00	7.12	0.00	433,200.00	433,200.00

Fd	T	Loc	Obj	Func	Prj	Obj	2018-19	January 2018-19	2018-19	2018-19	Encumbered	Unencumbered	Unexpended
							Revised Budget	Monthly Activity	FYTD Activity	FYTD %	Amount	Balance	Balance
50	E	---	1--	257000	---	SALARIES	0.00	11,452.84	11,452.84	0.00	0.00	11,452.84-	11,452.84-
50	E	---	2--	257000	---	EMPLOYEE BENEFITS	0.00	7,167.62	7,167.62	0.00	0.00	7,167.62-	7,167.62-
50	E	---	3--	257000	---	PURCHASED SERVICES	1,170,685.00	446.00	477,771.89	40.81	0.00	692,913.11	692,913.11
50	E	---	4--	257000	---	NON-CAPITAL OBJECTS	0.00	1,443.82	1,443.82	0.00	0.00	1,443.82-	1,443.82-
50	E	---	5--	257000	---	CAPITAL OBJECTS	0.00	0.00	69,294.00	0.00	0.00	69,294.00-	69,294.00-
50	E	---	---	257000	---	FOOD SERVICES	1,170,685.00	20,510.28	567,130.17	48.44	0.00	603,554.83	603,554.83
50	E	---	---	2-----	---	SUPPORT SERVICES	1,170,685.00	20,510.28	567,130.17	48.44	0.00	603,554.83	603,554.83
50	-	---	---	-----	---	FOOD SERVICE FUND	1,170,685.00	20,510.28	567,130.17	48.44	0.00	603,554.83	603,554.83

Fd	T	Loc	Obj	Func	Prj	Obj	2018-19	January 2018-19	2018-19	2018-19	Encumbered	Unencumbered	Unexpended
							Revised Budget	Monthly Activity	FYTD Activity	FYTD %	Amount	Balance	Balance
72	E	---	9--	420000	---	OTHER EXPENDITURES	0.00	24,525.00	24,525.00	0.00	0.00	24,525.00-	24,525.00-
72	E	---	---	420000	---	TRUST FUND AWARD/SCHOLAR	0.00	24,525.00	24,525.00	0.00	0.00	24,525.00-	24,525.00-
72	E	---	---	4-----	---	NON-PROGRAM TRANSACTIONS	0.00	24,525.00	24,525.00	0.00	0.00	24,525.00-	24,525.00-
72	-	---	---	-----	---	PRIVATE PURPOSE (SCHOLAR	0.00	24,525.00	24,525.00	0.00	0.00	24,525.00-	24,525.00-

Fd	T	Loc	Obj	Func	Prj	Obj	2018-19	January 2018-19	2018-19	2018-19	Encumbered	Unencumbered	Unexpended
							Revised Budget	Monthly Activity	FYTD Activity	FYTD %	Amount	Balance	Balance
80	E	---	4--	110000	---	NON-CAPITAL OBJECTS	0.00	0.00	678.05	0.00	0.00	678.05-	678.05-
80	E	---	---	110000	---	UNDIFFERENTIATED CURRICU	0.00	0.00	678.05	0.00	0.00	678.05-	678.05-
80	E	---	4--	139000	---	NON-CAPITAL OBJECTS	0.00	0.00	5.78	0.00	0.00	5.78-	5.78-
80	E	---	---	139000	---	OTHER VOCATIONAL CURRICU	0.00	0.00	5.78	0.00	0.00	5.78-	5.78-
80	E	---	---	1-----	---	INSTRUCTION	0.00	0.00	683.83	0.00	0.00	683.83-	683.83-
80	E	---	3--	219000	---	PURCHASED SERVICES	48,000.00	0.00	0.00	0.00	0.00	48,000.00	48,000.00
80	E	---	---	219000	---	OTHER PUPIL SERVICES	48,000.00	0.00	0.00	0.00	0.00	48,000.00	48,000.00
80	E	---	1--	229000	---	SALARIES	0.00	642.95	4,350.11	0.00	0.00	4,350.11-	4,350.11-
80	E	---	2--	229000	---	EMPLOYEE BENEFITS	0.00	50.58	357.54	0.00	0.00	357.54-	357.54-
80	E	---	3--	229000	---	PURCHASED SERVICES	500.00	0.00	0.00	0.00	0.00	500.00	500.00
80	E	---	---	229000	---	OTHER INSTRUCTIONAL STAF	500.00	693.53	4,707.65	941.53	0.00	4,207.65-	4,207.65-
80	E	---	1--	230000	---	SALARIES	12,500.00	0.00	1,324.49	10.60	0.00	11,175.51	11,175.51
80	E	---	2--	230000	---	EMPLOYEE BENEFITS	960.00	0.00	108.78	11.33	0.00	851.22	851.22
80	E	---	3--	230000	---	PURCHASED SERVICES	0.00	153.24	781.15	0.00	0.00	781.15-	781.15-
80	E	---	---	230000	---	GENERAL ADMINISTRATION	13,460.00	153.24	2,214.42	16.45	0.00	11,245.58	11,245.58
80	E	---	1--	240000	---	SALARIES	64,100.00	3,764.69	23,495.91	36.66	0.00	40,604.09	40,604.09
80	E	---	2--	240000	---	EMPLOYEE BENEFITS	12,825.00	112.50	864.82	6.74	0.00	11,960.18	11,960.18
80	E	---	3--	240000	---	PURCHASED SERVICES	34,500.00	1,843.12	16,252.83	47.11	0.00	18,247.17	18,247.17
80	E	---	4--	240000	---	NON-CAPITAL OBJECTS	4,200.00	532.76	2,717.11	64.69	0.00	1,482.89	1,482.89
80	E	---	9--	240000	---	OTHER EXPENDITURES	450.00	740.00	740.00	164.44	0.00	290.00-	290.00-
80	E	---	---	240000	---	BUILDING ADMINISTRATION	116,075.00	6,993.07	44,070.67	37.97	0.00	72,004.33	72,004.33
80	E	---	4--	254000	---	NON-CAPITAL OBJECTS	10,000.00	112.82	280.60	2.81	0.00	9,719.40	9,719.40
80	E	---	---	254000	---	MAINTENANCE	10,000.00	112.82	280.60	2.81	0.00	9,719.40	9,719.40
80	E	---	3--	256741	---	PURCHASED SERVICES	0.00	0.00	886.02	0.00	0.00	886.02-	886.02-
80	E	---	---	256741	---	OTHER CO-CURRICULAR TRAV	0.00	0.00	886.02	0.00	0.00	886.02-	886.02-
80	E	---	3--	256742	---	PURCHASED SERVICES	24,000.00	3,823.69	14,626.93	60.95	0.00	9,373.07	9,373.07
80	E	---	---	256742	---	ATHLETIC TRANSPORTATION	24,000.00	3,823.69	14,626.93	60.95	0.00	9,373.07	9,373.07
80	E	---	3--	256770	---	PURCHASED SERVICES	500.00	0.00	0.00	0.00	0.00	500.00	500.00
80	E	---	---	256770	---	FIELD TRIPS	500.00	0.00	0.00	0.00	0.00	500.00	500.00

Fd	T	Loc	Obj	Func	Prj	Obj	2018-19	January 2018-19	2018-19	2018-19	Encumbered	Unencumbered	Unexpended
							Revised Budget	Monthly Activity	FYTD Activity	FYTD %	Amount	Balance	Balance
80	E	---	---	2-----	---	SUPPORT SERVICES	212,535.00	11,776.35	66,786.29	31.42	0.00	145,748.71	145,748.71
80	E	---	3--	310000	---	PURCHASED SERVICES	0.00	0.00	875.00	0.00	0.00	875.00-	875.00-
80	E	---	---	310000	---	COMMUNITY SRVCS - ADULT	0.00	0.00	875.00	0.00	0.00	875.00-	875.00-
80	E	---	1--	393000	---	SALARIES	45,000.00	2,482.12	20,883.82	46.41	0.00	24,116.18	24,116.18
80	E	---	2--	393000	---	EMPLOYEE BENEFITS	4,300.00	214.60	2,554.49	59.41	0.00	1,745.51	1,745.51
80	E	---	3--	393000	---	PURCHASED SERVICES	11,700.00	286.55	6,513.69	55.67	0.00	5,186.31	5,186.31
80	E	---	4--	393000	---	NON-CAPITAL OBJECTS	7,139.00	412.45	3,476.70	48.70	2,500.00	1,162.30	3,662.30
80	E	---	5--	393000	---	CAPITAL OBJECTS	0.00	0.00	2,589.71	0.00	0.00	2,589.71-	2,589.71-
80	E	---	9--	393000	---	OTHER EXPENDITURES	0.00	0.00	1,175.00	0.00	0.00	1,175.00-	1,175.00-
80	E	---	---	393000	---	RECREATION ATHLETIC COMM	68,139.00	3,395.72	37,193.41	54.58	2,500.00	28,445.59	30,945.59
80	E	---	---	3-----	---	COMMUNITY SERVICES	68,139.00	3,395.72	38,068.41	55.87	2,500.00	27,570.59	30,070.59
80	-	---	---	-----	---	COMMUNITY SERVICE FUND	280,674.00	15,172.07	105,538.53	37.60	2,500.00	172,635.47	175,135.47

Fd	T	Loc	Obj	Func	Prj	Obj	2018-19	January 2018-19	2018-19	2018-19	Encumbered	Unencumbered	Unexpended
							Revised Budget	Monthly Activity	FYTD Activity	FYTD %	Amount	Balance	Balance
99	E	---	1--	110000	---	SALARIES	176,000.00	7,123.35	36,350.31	20.65	0.00	139,649.69	139,649.69
99	E	---	2--	110000	---	EMPLOYEE BENEFITS	0.00	4,913.44	24,734.25	0.00	0.00	24,734.25-	24,734.25-
99	E	---	3--	110000	---	PURCHASED SERVICES	0.00	0.00	6,940.95	0.00	2,275.16	9,216.11-	6,940.95-
99	E	---	4--	110000	---	NON-CAPITAL OBJECTS	479,500.00	19,695.38	499,478.62	104.17	15,160.34	35,138.96-	19,978.62-
99	E	---	9--	110000	---	OTHER EXPENDITURES	0.00	5,822.69	15,094.52	0.00	0.00	15,094.52-	15,094.52-
99	E	---	---	110000	---	UNDIFFERENTIATED CURRICU	655,500.00	37,554.86	582,598.65	88.88	17,435.50	55,465.85	72,901.35
99	E	---	3--	129100	---	PURCHASED SERVICES	9,000.00	82.50	6,834.48	75.94	0.00	2,165.52	2,165.52
99	E	---	4--	129100	---	NON-CAPITAL OBJECTS	9,300.00	0.00	1,711.94	18.41	355.73	7,232.33	7,588.06
99	E	---	5--	129100	---	CAPITAL OBJECTS	16,700.00	0.00	16,730.85	100.18	0.00	30.85-	30.85-
99	E	---	---	129100	---	CAREER DEVELOPMENT - MAS	35,000.00	82.50	25,277.27	72.22	355.73	9,367.00	9,722.73
99	E	---	4--	161000	---	NON-CAPITAL OBJECTS	3,000.00	0.00	0.00	0.00	0.00	3,000.00	3,000.00
99	E	---	---	161000	---	CO-CURRICULAR ACADEMIC	3,000.00	0.00	0.00	0.00	0.00	3,000.00	3,000.00
99	E	---	4--	162000	---	NON-CAPITAL OBJECTS	5,000.00	0.00	0.00	0.00	0.00	5,000.00	5,000.00
99	E	---	---	162000	---	CO-CURRICULAR ATHLETICS	5,000.00	0.00	0.00	0.00	0.00	5,000.00	5,000.00
99	E	---	---	1-----	---	INSTRUCTION	698,500.00	37,637.36	607,875.92	87.03	17,791.23	72,832.85	90,624.08
99	E	---	1--	213000	---	SALARIES	0.00	8,520.76	56,111.94	0.00	0.00	56,111.94-	56,111.94-
99	E	---	2--	213000	---	EMPLOYEE BENEFITS	0.00	4,810.64	31,452.40	0.00	0.00	31,452.40-	31,452.40-
99	E	---	---	213000	---	PUPIL SERVICES - GUIDANC	0.00	13,331.40	87,564.34	0.00	0.00	87,564.34-	87,564.34-
99	E	---	1--	219000	---	SALARIES	0.00	240.00	1,200.00	0.00	0.00	1,200.00-	1,200.00-
99	E	---	2--	219000	---	EMPLOYEE BENEFITS	0.00	33.23	168.76	0.00	0.00	168.76-	168.76-
99	E	---	3--	219000	---	PURCHASED SERVICES	240,000.00	597.92	140,353.12	58.48	0.00	99,646.88	99,646.88
99	E	---	4--	219000	---	NON-CAPITAL OBJECTS	26,500.00	437.00	72,352.60	273.03	14,200.00	60,052.60-	45,852.60-
99	E	---	9--	219000	---	OTHER EXPENDITURES	0.00	4,680.67	5,215.67	0.00	0.00	5,215.67-	5,215.67-
99	E	---	---	219000	---	OTHER PUPIL SERVICES	266,500.00	5,988.82	219,290.15	82.29	14,200.00	33,009.85	47,209.85
99	E	---	4--	221000	---	NON-CAPITAL OBJECTS	0.00	1.12-	1.12-	0.00	0.00	1.12	1.12
99	E	---	---	221000	---	IMPROVEMENT OF INSTRUCTI	0.00	1.12-	1.12-	0.00	0.00	1.12	1.12
99	E	---	1--	221200	---	SALARIES	2,728,583.00	137,900.72	953,477.16	34.94	0.00	1,775,105.84	1,775,105.84
99	E	---	2--	221200	---	EMPLOYEE BENEFITS	0.00	55,392.30	437,372.48	0.00	0.00	437,372.48-	437,372.48-
99	E	---	3--	221200	---	PURCHASED SERVICES	594,595.00	28,664.46	286,480.11	48.18	1,665.00	306,449.89	308,114.89
99	E	---	4--	221200	---	NON-CAPITAL OBJECTS	30,500.00	30,791.28	53,596.24	175.73	11,088.19	34,184.43-	23,096.24-
99	E	---	5--	221200	---	CAPITAL OBJECTS	160,000.00	387.00	46,270.59	28.92	399.00	113,330.41	113,729.41
99	E	---	9--	221200	---	OTHER EXPENDITURES	35,000.00	280.00	25,675.95	73.36	0.00	9,324.05	9,324.05

Fd	T	Loc	Obj	Func	Prj	Obj	2018-19	January 2018-19	2018-19	2018-19	Encumbered	Unencumbered	Unexpended
							Revised Budget	Monthly Activity	FYTD Activity	FYTD %	Amount	Balance	Balance
99	E	---	---	221200	---	CURRICULUM DEVELOPMENT	3,548,678.00	253,415.76	1,802,872.53	50.80	13,152.19	1,732,653.28	1,745,805.47
99	E	---	2--	221300	---	EMPLOYEE BENEFITS	0.00	0.00	375.00	0.00	0.00	375.00-	375.00-
99	E	---	3--	221300	---	PURCHASED SERVICES	0.00	0.00	4,375.00	0.00	0.00	4,375.00-	4,375.00-
99	E	---	---	221300	---	INSTRUCTIONAL STAFF TRAI	0.00	0.00	4,750.00	0.00	0.00	4,750.00-	4,750.00-
99	E	---	5--	240000	---	CAPITAL OBJECTS	20,000.00	0.00	18,130.72	90.65	0.00	1,869.28	1,869.28
99	E	---	---	240000	---	BUILDING ADMINISTRATION	20,000.00	0.00	18,130.72	90.65	0.00	1,869.28	1,869.28
99	E	---	3--	255000	---	PURCHASED SERVICES	0.00	3,150.00	3,150.00	0.00	0.00	3,150.00-	3,150.00-
99	E	---	---	255000	---	FACILITY ACQUISITION/REM	0.00	3,150.00	3,150.00	0.00	0.00	3,150.00-	3,150.00-
99	E	---	7--	270000	---	INSURANCE AND JUDGEMENTS	1,000.00	0.00	0.00	0.00	0.00	1,000.00	1,000.00
99	E	---	---	270000	---	INSURANCE AND JUDGMENTS	1,000.00	0.00	0.00	0.00	0.00	1,000.00	1,000.00
99	E	---	6--	280000	---	DEBT REITREMENT	5,000.00	0.00	2,446.70	48.93	0.00	2,553.30	2,553.30
99	E	---	---	280000	---	DEBT SERVICES	5,000.00	0.00	2,446.70	48.93	0.00	2,553.30	2,553.30
99	E	---	---	2-----	---	SUPPORT SERVICES	3,841,178.00	275,884.86	2,138,203.32	55.67	27,352.19	1,675,622.49	1,702,974.68
99	E	---	8--	410000	---	OPERATING TRANSFER - OUT	616,891.00	0.00	3,750.00	0.61	0.00	613,141.00	613,141.00
99	E	---	---	410000	---	INTERFUND OPERATING TRAN	616,891.00	0.00	3,750.00	0.61	0.00	613,141.00	613,141.00
99	E	---	---	4-----	---	NON-PROGRAM TRANSACTIONS	616,891.00	0.00	3,750.00	0.61	0.00	613,141.00	613,141.00
99	-	---	---	-----	---	OTHER PKG/COOP PROGRAM F	5,156,569.00	313,522.22	2,749,829.24	53.33	45,143.42	2,361,596.34	2,406,739.76

Number of Accounts: 2022

\*\*\*\*\* End of report \*\*\*\*\*



MEDFORD AREA PUBLIC SCHOOL DISTRICT

**REGULAR BOARD OF EDUCATION MEETING**

February 25, 2019

VOUCHER CHECKS

The Medford Area Public School District Board of Education approves the following:

Check # 155563 to

Check # 156115.

Amount \$ 905,876.90 for voucher checks and

Amount \$ 953,675.83 for payroll.

CHECK #	CHECK DATE	VENDOR	PO INVOICE #	DESCRIPTION	CHECK AMOUNT	ACCOUNT	POST DATE
			NUMBER			NUMBER	
155563	01/21/2019	Dixon, Paul	0 1/16/19	RVA BOARD MEETING	50.00	99 E 800 310 221200 360	01/21/2019
155563	01/21/2019	Dixon, Paul	0 1/16/19.	RVA BOARD MEETING-MILEAGE	2.88	99 E 800 342 221200 360	01/21/2019
				Totals for Dixon, Paul	52.88		
155564	01/21/2019	EMC Insurance Companies	0 D-95090039	2X35117: #5	2,155.08	10 E 800 711 270000 000	01/21/2019
155564	01/21/2019	EMC Insurance Companies	0 D-95090039	2X35117: #5	3,849.17	10 E 800 712 270000 000	01/21/2019
155564	01/21/2019	EMC Insurance Companies	0 D-95090039	2X35117: #5	6,785.45	10 E 800 713 270000 000	01/21/2019
155564	01/21/2019	EMC Insurance Companies	0 D-95090039	2X35117: #5	1,693.04	10 E 800 714 270000 000	01/21/2019
				Totals for EMC Insurance Companies	14,482.74		
155565	01/21/2019	Hopkins, Rebeccah	0 1/16/19	RVA BOARD MEETING	50.00	99 E 800 310 221200 360	01/21/2019
155565	01/21/2019	Hopkins, Rebeccah	0 1/16/19.	RVA BOARD MEETING-MILEAGE	14.40	99 E 800 342 221200 360	01/21/2019
				Totals for Hopkins, Rebeccah	64.40		
155566	01/21/2019	Keene, Kellie	0 1/8/19	MEETING WITH NEW SUBSTITUTE	57.75	99 E 800 310 129100 394	01/21/2019
				Totals for Keene, Kellie	57.75		
155567	01/21/2019	Krause, Gregory	0 1/16/19	RVA MEETING	75.00	99 E 800 310 221200 360	01/21/2019
155567	01/21/2019	Krause, Gregory	0 1/9, 16/19	RVA MEETINGS - MILEAGE	43.49	99 E 800 342 221200 360	01/21/2019
				Totals for Krause, Gregory	118.49		
155568	01/21/2019	Manpower	0 3690	CLC STAFF	427.95	80 E 800 310 240000 740	01/21/2019
				Totals for Manpower	427.95		
155569	01/21/2019	Medford Utilities	0 01-000070-98	534 E BROADWAY: DECEMBER	1.54	10 E 800 336 253000 000	01/21/2019
155569	01/21/2019	Medford Utilities	0 01-000961-10	MAMS STORAGE SHED: DECEMBER	8.47	10 E 800 336 253000 000	01/21/2019
155569	01/21/2019	Medford Utilities	0 03-000192-04	1055 W BROADWAY: DECEMBER	1,103.75	10 E 800 336 253000 000	01/21/2019
155569	01/21/2019	Medford Utilities	0 03-000192-04	1055 W BROADWAY: DECEMBER	32.11	10 E 800 337 253000 000	01/21/2019
155569	01/21/2019	Medford Utilities	0 03-000192-04	1055 W BROADWAY: DECEMBER	33.26	10 E 800 338 253000 000	01/21/2019
155569	01/21/2019	Medford Utilities	0 07-001350-00	MASH ELECTRICITY: DECEMBER	6,453.42	10 E 800 336 253000 000	01/21/2019
155569	01/21/2019	Medford Utilities	0 07-001351-00	MASH SEWER/WATER: DECEMBER	684.67	10 E 800 337 253000 000	01/21/2019
155569	01/21/2019	Medford Utilities	0 07-001351-00	MASH SEWER/WATER: DECEMBER	714.46	10 E 800 338 253000 000	01/21/2019
155569	01/21/2019	Medford Utilities	0 07-001352-00	FOOTBALL FIELD: DECEMBER	15.21	10 E 800 336 253000 000	01/21/2019
155569	01/21/2019	Medford Utilities	0 07-001352-00	FOOTBALL FIELD: DECEMBER	112.48	10 E 800 337 253000 000	01/21/2019
155569	01/21/2019	Medford Utilities	0 07-001353-00	INDUSTRIAL ARTS BLDG: DECEMBER	47.44	10 E 800 337 253000 000	01/21/2019
155569	01/21/2019	Medford Utilities	0 07-001353-00	INDUSTRIAL ARTS BLDG: DECEMBER	28.75	10 E 800 338 253000 000	01/21/2019
155569	01/21/2019	Medford Utilities	0 07-001354-00	MASH STORAGE SHED: DECEMBER	427.28	10 E 800 336 253000 000	01/21/2019
155569	01/21/2019	Medford Utilities	0 07-001354-00	MASH STORAGE SHED: DECEMBER	17.10	10 E 800 337 253000 000	01/21/2019
155569	01/21/2019	Medford Utilities	0 07-001354-00	MASH STORAGE SHED: DECEMBER	7.12	10 E 800 338 253000 000	01/21/2019
155569	01/21/2019	Medford Utilities	0 07-001360-00	MAES: DECEMBER	3,022.06	10 E 800 336 253000 000	01/21/2019
155569	01/21/2019	Medford Utilities	0 07-001360-00	MAES: DECEMBER	546.68	10 E 800 337 253000 000	01/21/2019
155569	01/21/2019	Medford Utilities	0 07-001360-00	MAES: DECEMBER	497.65	10 E 800 338 253000 000	01/21/2019
155569	01/21/2019	Medford Utilities	0 07-001740-00	MAMS ELECTRICITY: DECEMBER	4,461.07	10 E 800 336 253000 000	01/21/2019
155569	01/21/2019	Medford Utilities	0 07-001750-00	MAMS SEWER/WATER: DECEMBER	389.59	10 E 800 337 253000 000	01/21/2019
155569	01/21/2019	Medford Utilities	0 07-001750-00	MAMS SEWER/WATER: DECEMBER	416.32	10 E 800 338 253000 000	01/21/2019

CHECK #	CHECK DATE	VENDOR	PO INVOICE #	DESCRIPTION	CHECK AMOUNT	ACCOUNT	POST DATE
			NUMBER			NUMBER	
155569	01/21/2019	Medford Utilities	0 07-003000-00	DISTRICT OFFICE: DECEMBER	318.28	10 E 800 336 253000 000	01/21/2019
155569	01/21/2019	Medford Utilities	0 07-003000-00	DISTRICT OFFICE: DECEMBER	24.84	10 E 800 337 253000 000	01/21/2019
155569	01/21/2019	Medford Utilities	0 07-003000-00	DISTRICT OFFICE: DECEMBER	20.60	10 E 800 338 253000 000	01/21/2019
				Totals for Medford Utilities	19,384.15		
155570	01/21/2019	Melody Gardens	0 1/16/19	RVA FIELD TRIP	200.00	99 E 800 940 110000 360	01/21/2019
				Totals for Melody Gardens	200.00		
155571	01/21/2019	Otten, Tabetha	0 MEMORIAL	PATRICIA HUTMAN	35.00	10 E 800 411 231000 000	01/21/2019
				Totals for Otten, Tabetha	35.00		
155572	01/21/2019	Scholastic Book Clubs	0 1531638458	BRITTANY ZENNER: 66494305 / 66494306 / 66494307 / 66494308 / 66494309	84.00	27 E 800 411 152000 347	01/21/2019
				Totals for Scholastic Book Clubs	84.00		
155573	01/21/2019	St Jude Children's Hospital	0 2/21-22/19	ANGEL OF THE HOUR	50.00	99 E 800 351 221200 360	01/21/2019
				Totals for St Jude Children's Hospital	50.00		
155574	01/21/2019	Trinity Lutheran Church & Scho	0 3.1.19	RVA - ROOM DEPOSIT	150.00	99 E 800 940 219000 360	01/21/2019
				Totals for Trinity Lutheran Church & Sch	150.00		
155575	01/21/2019	Trinity Lutheran Church & Scho	0 3/1/19	RVA - ROOM RENTAL	35.00	99 E 800 940 219000 360	01/21/2019
				Totals for Trinity Lutheran Church & Sch	35.00		
155576	01/21/2019	WE Energies	0 5801-451-726	MAMS: 12/1/18-1/1/19	1,036.99	10 E 800 331 253000 000	01/21/2019
				Totals for WE Energies	1,036.99		
155577	01/21/2019	WE Energies	0 5828-375-690	DISTRICT OFFICE: 12/12/18-1/16/19	257.27	10 E 800 331 253000 000	01/21/2019
				Totals for WE Energies	257.27		
155578	01/21/2019	WE Energies	0 5878-320-850	MASH POOL: 12/12/18-1/16/19	896.84	10 E 800 331 253000 000	01/21/2019
				Totals for WE Energies	896.84		
155579	01/21/2019	WE Energies	0 7888-989-881	STETSONVILLE SCHOOL: 12/11/18-1/16/19	1,485.19	10 E 800 331 253000 000	01/21/2019
				Totals for WE Energies	1,485.19		
155580	01/21/2019	WE Energies	0 9078-733-373	1055 W BROADWAY AVE: 12/12/18-1/16/19	136.55	10 E 800 331 253000 000	01/21/2019
				Totals for WE Energies	136.55		
155581	01/21/2019	WE Energies	0 9275-300-090	MASH BOILERS & MAES: 12/1/18-1/1/19	1,757.89	10 E 800 331 253000 000	01/21/2019
				Totals for WE Energies	1,757.89		
155582	01/21/2019	Wernberg, Robin	0 MEMORIAL	LANCE WERNBERG	35.00	10 E 800 411 231000 000	01/21/2019
				Totals for Wernberg, Robin	35.00		
155583	01/22/2019	Krueger, James	0 1/22/19	GBB VS ANTIGO	90.00	10 E 400 310 162000 956	01/22/2019
				Totals for Krueger, James	90.00		
155584	01/22/2019	Stuber, Todd	0 1/22/19	GBB VS ANTIGO	90.00	10 E 400 310 162000 956	01/22/2019
				Totals for Stuber, Todd	90.00		

CHECK #	CHECK DATE	VENDOR	PO INVOICE #	DESCRIPTION	CHECK AMOUNT	ACCOUNT	POST DATE
			NUMBER			NUMBER	
155585	01/22/2019	Zuelsdorf, John	0 1/22/19	GBB VS ANTIGO	120.00	10 E 400 310 162000 956	01/22/2019
				Totals for Zuelsdorf, John	120.00		
155586	01/23/2019	Baker, Myranda	0 3	SPORT AWARD SCHOLARSHIP	100.00	21 E 400 411 240000 494	01/23/2019
				Totals for Baker, Myranda	100.00		
155587	01/23/2019	Batchelder, Karlee	0 ABBYBANK	SCHOLARSHIP	500.00	72 E 800 991 420000 000	01/23/2019
				Totals for Batchelder, Karlee	500.00		
155588	01/23/2019	Carstensen, Jaden	0	MEDFORD MORN. R SCHOLARSHIP	500.00	72 E 800 991 420000 000	01/23/2019
155588	01/23/2019	Carstensen, Jaden	0 O & G	DODSWORTH SCHOLARSHIP	1,000.00	72 E 800 991 420000 000	01/23/2019
				Totals for Carstensen, Jaden	1,500.00		
155589	01/23/2019	Ching, Malia	0	DARLEEN ZULEGER SCHOLARSHIP	500.00	72 E 800 991 420000 000	01/23/2019
				Totals for Ching, Malia	500.00		
155590	01/23/2019	City Of Medford	0	BUILDING PERMIT TEAM/STORAGE BUILDING	315.00	10 E 800 940 255000 000	01/23/2019
				Totals for City Of Medford	315.00		
155591	01/23/2019	Gajewski, Jacylyn	0	ORDER OF EASTRN SCHOLARSHIP	250.00	72 E 800 991 420000 000	01/23/2019
				Totals for Gajewski, Jacylyn	250.00		
155592	01/23/2019	Hallgren, Samuel	0	BRIAN KULAS MEM SCHOLARSHIP	500.00	72 E 800 991 420000 000	01/23/2019
155592	01/23/2019	Hallgren, Samuel	0	MASH ALUMNI SCHOLARSHIP	750.00	72 E 800 991 420000 000	01/23/2019
155592	01/23/2019	Hallgren, Samuel	0	MYSA SCHOLARSHIP	500.00	72 E 800 991 420000 000	01/23/2019
				Totals for Hallgren, Samuel	1,750.00		
155593	01/23/2019	Kadlecek, Tyler	0	BW PAPER SYSTEM SCHOLARSHIP	2,000.00	72 E 800 991 420000 000	01/23/2019
155593	01/23/2019	Kadlecek, Tyler	0	HOME GROWN SUCC SCHOLARSHIP	250.00	72 E 800 991 420000 000	01/23/2019
155593	01/23/2019	Kadlecek, Tyler	0	MASH HOCKEY ALU SCHOLARSHIP	100.00	72 E 800 991 420000 000	01/23/2019
				Totals for Kadlecek, Tyler	2,350.00		
155594	01/23/2019	Krause, Kierra	0	DARLEEN ZULEGER SCHOLARSHIP	500.00	72 E 800 991 420000 000	01/23/2019
				Totals for Krause, Kierra	500.00		
155595	01/23/2019	Lindgren, Benjamin	0	JACK GOODMAN ME SCHOLARSHIP	500.00	72 E 800 991 420000 000	01/23/2019
155595	01/23/2019	Lindgren, Benjamin	0	WHITTLESEY LION SCHOLARSHIP	300.00	72 E 800 991 420000 000	01/23/2019
				Totals for Lindgren, Benjamin	800.00		
155596	01/23/2019	Loertscher, Brady	0	MEDFORD EDUC FN SCHOLARSHIP	350.00	72 E 800 991 420000 000	01/23/2019
155596	01/23/2019	Loertscher, Brady	0	WHITTLESEY LION SCHOLARSHIP	300.00	72 E 800 991 420000 000	01/23/2019
				Totals for Loertscher, Brady	650.00		
155597	01/23/2019	Lundy, Rachel	0	A & M MUSIC SCHOLARSHIP	250.00	72 E 800 991 420000 000	01/23/2019
155597	01/23/2019	Lundy, Rachel	0	MDFRD AREA COMM SCHOLARSHIP	500.00	72 E 800 991 420000 000	01/23/2019
				Totals for Lundy, Rachel	750.00		
155598	01/23/2019	Merrill, Elizabeth	0	MEDFORD AREA CO OF SAFETY SCHOLARSHIP	200.00	72 E 800 991 420000 000	01/23/2019
				Totals for Merrill, Elizabeth	200.00		
155599	01/23/2019	Nelson, Payton	0	HOME GROWN SUCC SCHOLARSHIP	250.00	72 E 800 991 420000 000	01/23/2019
155599	01/23/2019	Nelson, Payton	0	JEANNE HUML MEM SCHOLARSHIP	400.00	72 E 800 991 420000 000	01/23/2019
155599	01/23/2019	Nelson, Payton	0	MASH HOCKEY ALU SCHOLARSHIP	100.00	72 E 800 991 420000 000	01/23/2019

CHECK #	CHECK DATE	VENDOR	PO INVOICE #	DESCRIPTION	CHECK AMOUNT	ACCOUNT	POST DATE
			NUMBER			NUMBER	
155599	01/23/2019	Nelson, Payton	0	ROBERT RETZER M	500.00	72 E 800 991 420000 000	01/23/2019
155599	01/23/2019	Nelson, Payton	0	WHITTLESEY LION	300.00	72 E 800 991 420000 000	01/23/2019
				Totals for Nelson, Payton	1,550.00		
155600	01/23/2019	Perrin, Ryan	0	MASH ALUMNI HOC	100.00	72 E 800 991 420000 000	01/23/2019
				Totals for Perrin, Ryan	100.00		
155601	01/23/2019	Purdy, Cage	0	DARLENE ZULEGER	500.00	72 E 800 991 420000 000	01/23/2019
155601	01/23/2019	Purdy, Cage	0	RUMBLEFEST	1,000.00	72 E 800 991 420000 000	01/23/2019
				Totals for Purdy, Cage	1,500.00		
155602	01/23/2019	Schultz, Abby	0	AARON HARTWIG M	2,000.00	72 E 800 991 420000 000	01/23/2019
155602	01/23/2019	Schultz, Abby	0	DARLEEN/KEN HAL	1,000.00	72 E 800 991 420000 000	01/23/2019
155602	01/23/2019	Schultz, Abby	0	INTERNATIONAL C	200.00	72 E 800 991 420000 000	01/23/2019
155602	01/23/2019	Schultz, Abby	0	MARATHON CHEESE	2,000.00	72 E 800 991 420000 000	01/23/2019
				Totals for Schultz, Abby	5,200.00		
155603	01/23/2019	Schumacher, Hallie	0	MEDFORD TEACHER	425.00	72 E 800 991 420000 000	01/23/2019
155603	01/23/2019	Schumacher, Hallie	0	TAYLOR CREDIT U	250.00	72 E 800 991 420000 000	01/23/2019
				Totals for Schumacher, Hallie	675.00		
155604	01/23/2019	Strick, Dain	0	HOME GROWN SUCC	250.00	72 E 800 991 420000 000	01/23/2019
155604	01/23/2019	Strick, Dain	0	JACK GOODMAN ME	500.00	72 E 800 991 420000 000	01/23/2019
				Totals for Strick, Dain	750.00		
155605	01/23/2019	Veal, Alec	0	MEDFORD EDUC FN	1,000.00	72 E 800 991 420000 000	01/23/2019
				Totals for Veal, Alec	1,000.00		
155606	01/23/2019	Werner, Colton	0	A & M MUSIC	250.00	72 E 800 991 420000 000	01/23/2019
155606	01/23/2019	Werner, Colton	0	BAND PARENTS BO	200.00	72 E 800 991 420000 000	01/23/2019
155606	01/23/2019	Werner, Colton	0	LARRY CONNER ME	500.00	72 E 800 991 420000 000	01/23/2019
155606	01/23/2019	Werner, Colton	0	MARATHON CHEESE	2,000.00	72 E 800 991 420000 000	01/23/2019
155606	01/23/2019	Werner, Colton	0	WHITTLESEY LION	300.00	72 E 800 991 420000 000	01/23/2019
				Totals for Werner, Colton	3,250.00		
155607	01/23/2019	Wilson, Elizabeth	0	BIG RED CAFE	500.00	21 E 400 411 240000 411	01/23/2019
				Totals for Wilson, Elizabeth	500.00		
155608	01/23/2019	Winchell, Shelby	0	DEREK SMITH MEM	250.00	72 E 800 991 420000 000	01/23/2019
155608	01/23/2019	Winchell, Shelby	0	KLOSSNER-DIETZL	500.00	72 E 800 991 420000 000	01/23/2019
				Totals for Winchell, Shelby	750.00		
155609	01/28/2019	A'viands LLC	0	INV1900021534	57,094.96	50 L 000 000 811200 000	01/28/2019
155609	01/28/2019	A'viands LLC	0	INV1900021535	1,004.15	50 L 000 000 811200 000	01/28/2019
				Totals for A'viands LLC	58,099.11		
155610	01/28/2019	Black River Industries	0	31547	2,540.50	27 E 800 370 436000 341	01/28/2019
				Totals for Black River Industries	2,540.50		
155611	01/28/2019	Broadway Theatre	0	125	106.00	21 E 101 411 240000 150	01/28/2019
155611	01/28/2019	Broadway Theatre	0	125	159.00	21 E 101 940 240000 150	01/28/2019

CHECK #	CHECK DATE	VENDOR	PO INVOICE #		DESCRIPTION	CHECK AMOUNT	ACCOUNT				POST DATE		
			NUMBER	NUMBER			NUMBER	NUMBER	NUMBER	NUMBER			
155611	01/28/2019	Broadway Theatre	0	127	MAES G2/GRINCH MOVIE ON 12-21	194.00	10	E	100	411	240000	000	01/28/2019
155611	01/28/2019	Broadway Theatre	0	127	MAES G2/GRINCH MOVIE ON 12-21	291.00	10	E	100	940	240000	000	01/28/2019
					Totals for Broadway Theatre	750.00							
155612	01/28/2019	California Dreams Hotrod & Cus	4011800156	12/18/18	truck repairs	680.00	10	E	400	320	254000	000	01/28/2019
					Totals for California Dreams Hotrod & Cu	680.00							
155613	01/28/2019	Cenex Fleet Fueling	0	169623CL	FUEL	28.59	10	E	800	348	253000	000	01/28/2019
155613	01/28/2019	Cenex Fleet Fueling	0	169623CL	FUEL	271.93	10	E	400	348	253000	000	01/28/2019
155613	01/28/2019	Cenex Fleet Fueling	0	169623CL	FUEL	136.91	27	E	800	348	256251	011	01/28/2019
155613	01/28/2019	Cenex Fleet Fueling	0	169623CL	FUEL	29.22	10	E	100	348	253000	000	01/28/2019
155613	01/28/2019	Cenex Fleet Fueling	0	169623CL	FUEL	16.91	99	E	800	348	221200	360	01/28/2019
					Totals for Cenex Fleet Fueling	483.56							
155614	01/28/2019	Central Wisconsin Publications	0	99535	EMPLOYMENT/BOE/CONCESSION & BATHRM BID	1,086.38	10	E	800	351	260000	000	01/28/2019
155614	01/28/2019	Central Wisconsin Publications	0	99535	ALUMNI HALL OF FAME-ACADEMIC	139.13	10	E	400	351	240000	000	01/28/2019
					Totals for Central Wisconsin Publication	1,225.51							
155615	01/28/2019	Commercial Recycling Corp	0	61823	RECYCLING	35.00	10	E	400	320	253000	000	01/28/2019
155615	01/28/2019	Commercial Recycling Corp	0	61823	RECYCLING	35.00	10	E	100	320	253000	000	01/28/2019
155615	01/28/2019	Commercial Recycling Corp	0	61823	RECYCLING	35.00	10	E	101	320	253000	000	01/28/2019
155615	01/28/2019	Commercial Recycling Corp	0	61823	RECYCLING	35.00	10	E	200	320	253000	000	01/28/2019
					Totals for Commercial Recycling Corp	140.00							
155616	01/28/2019	Dura Weld, Inc	0	26402	STEEL	616.00	21	E	400	411	240000	462	01/28/2019
155616	01/28/2019	Dura Weld, Inc	0	26468	24 GAUGE STEEL	44.00	10	E	400	411	136000	000	01/28/2019
155616	01/28/2019	Dura Weld, Inc	8001800217	26523	HMV	35.00	10	E	800	411	136000	400	01/28/2019
					Totals for Dura Weld, Inc	695.00							
155617	01/28/2019	Feddick Snowplowing	0	1886	SNOWPLOWING 11/9-12/27/18	871.37	10	E	100	320	253000	000	01/28/2019
155617	01/28/2019	Feddick Snowplowing	0	1886	SNOWPLOWING 11/9-12/27/18	292.14	10	E	101	320	253000	000	01/28/2019
155617	01/28/2019	Feddick Snowplowing	0	1886	SNOWPLOWING 11/9-12/27/18	579.24	10	E	200	320	253000	000	01/28/2019
155617	01/28/2019	Feddick Snowplowing	0	1886	SNOWPLOWING 11/9-12/27/18	1,536.24	10	E	400	320	253000	000	01/28/2019
155617	01/28/2019	Feddick Snowplowing	0	1886	SNOWPLOWING 11/9-12/27/18	138.51	10	E	800	320	253000	000	01/28/2019
155617	01/28/2019	Feddick Snowplowing	0	PURCHASE	POOL LADDER	25.00	10	R	800	990	500000	000	01/28/2019
					Totals for Feddick Snowplowing	3,392.50							
155618	01/28/2019	Fourmens Farm Home	0	1-2034956	SUPPLIES	2.79	10	E	400	411	253000	000	01/28/2019
155618	01/28/2019	Fourmens Farm Home	0	1-2039345	CUB CADET MOWER REPAIR	372.58	10	E	100	324	253000	000	01/28/2019
					Totals for Fourmens Farm Home	375.37							
155619	01/28/2019	Frances L Simek Memorial Libra	0	REIMBURSE	CULTURAL FAIR SUPPLIES	147.34	21	E	800	411	240000	174	01/28/2019
					Totals for Frances L Simek Memorial Libr	147.34							
155620	01/28/2019	Goodrich, Rebecca	0	MEMORIAL	LAWRENCE WANG	35.00	10	E	800	411	231000	000	01/28/2019
					Totals for Goodrich, Rebecca	35.00							
155621	01/28/2019	Hall's of Medford	0	336940	CHAIN & CLUTCH	49.75	10	E	800	411	136000	400	01/28/2019

CHECK #	CHECK DATE	VENDOR	PO INVOICE #		DESCRIPTION	CHECK AMOUNT	ACCOUNT				POST DATE		
			NUMBER	NUMBER			NUMBER	NUMBER	NUMBER	NUMBER			
Totals for Hall's of Medford						49.75							
155622	01/28/2019	Hobart Sales & Service	0	ZB78923	SERVICE TO MAES STEAM WELL	235.00	50	E	800	324	257000	000	01/28/2019
155622	01/28/2019	Hobart Sales & Service	0	ZB78978	SERVICE TO SES DISHWASHER	211.00	50	E	800	324	257000	000	01/28/2019
Totals for Hobart Sales & Service						446.00							
155624	01/28/2019	Klingbeil Lumber Company	0	1812-027191	Batteries	23.94	10	E	200	411	254300	000	01/28/2019
155624	01/28/2019	Klingbeil Lumber Company	0	1812-027201	Building Supplies	30.74	21	E	400	411	240000	490	01/28/2019
155624	01/28/2019	Klingbeil Lumber Company	0	1812-027628	25W Bulb	1.99	10	E	100	411	254300	000	01/28/2019
155624	01/28/2019	Klingbeil Lumber Company	0	1812-027783	Supplies	17.14	10	E	800	411	229000	000	01/28/2019
155624	01/28/2019	Klingbeil Lumber Company	0	1812-029072	Plumbing	30.18	10	E	200	411	254300	000	01/28/2019
155624	01/28/2019	Klingbeil Lumber Company	0	1812-029337	Building Supplies	17.89	21	E	400	411	240000	490	01/28/2019
155624	01/28/2019	Klingbeil Lumber Company	0	1812-029693	Fasteners	6.10	10	E	200	411	253000	000	01/28/2019
155624	01/28/2019	Klingbeil Lumber Company	0	1812-029770	Fasteners	0.35-	10	E	200	411	253000	000	01/28/2019
155624	01/28/2019	Klingbeil Lumber Company	0	1812-030410	Lumber	14.97	10	E	200	411	254300	000	01/28/2019
155624	01/28/2019	Klingbeil Lumber Company	0	1812-030414	Plumbing	49.96	10	E	100	411	254300	000	01/28/2019
155624	01/28/2019	Klingbeil Lumber Company	0	1812-030528	Fasteners	6.69	10	E	200	411	253000	000	01/28/2019
155624	01/28/2019	Klingbeil Lumber Company	0	1812-030601	Paint Supplies	49.97	10	E	200	411	254300	000	01/28/2019
155624	01/28/2019	Klingbeil Lumber Company	0	1812-030684	Supplies	25.97	10	E	800	411	229000	000	01/28/2019
155624	01/28/2019	Klingbeil Lumber Company	2001800118	1812-027462	open po	482.05	10	E	200	411	136000	000	01/28/2019
155624	01/28/2019	Klingbeil Lumber Company	2001800118	1812-029522	open po	81.38	10	E	200	411	136000	000	01/28/2019
155624	01/28/2019	Klingbeil Lumber Company	4001800210	1812-025970	open po	80.94	10	E	400	411	136000	000	01/28/2019
155624	01/28/2019	Klingbeil Lumber Company	4001800210	1812-028286	open po	139.98	10	E	400	411	136000	000	01/28/2019
155624	01/28/2019	Klingbeil Lumber Company	4001800210	1812-028733	open po	95.77	10	E	400	411	136000	000	01/28/2019
155624	01/28/2019	Klingbeil Lumber Company	4001800210	1812-029887	open po	8.27	10	E	400	411	136000	000	01/28/2019
155624	01/28/2019	Klingbeil Lumber Company	4001800227	1812-029071	open po	9.00	10	E	400	411	131000	000	01/28/2019
155624	01/28/2019	Klingbeil Lumber Company	8001800207	1812-027954	Open PO	53.99	10	E	800	411	222300	000	01/28/2019
155624	01/28/2019	Klingbeil Lumber Company	8011800112	1812-030320	open po	25.08	10	E	800	353	260000	000	01/28/2019
Totals for Klingbeil Lumber Company						1,251.65							
155625	01/28/2019	Kramer Plumbing & Heating Inc	1011800113	41993	SES	1,576.50	10	E	101	320	254000	000	01/28/2019
Totals for Kramer Plumbing & Heating Inc						1,576.50							
155626	01/28/2019	Krug's Bus Service Inc	0	70209	BUS 4	230.76	27	E	800	310	256251	011	01/28/2019
155626	01/28/2019	Krug's Bus Service Inc	0	70210	BUS 16 SERVICE	1,096.29	27	E	800	310	256251	011	01/28/2019
Totals for Krug's Bus Service Inc						1,327.05							
155627	01/28/2019	Ligman, Keith	0	REIMBURSE	FOOD SERVICE BALANCE	65.55	50	A	000	000	816900	000	01/28/2019
Totals for Ligman, Keith						65.55							
155630	01/28/2019	Medford Cooperative Inc	0	0172	Fasteners	13.27	10	E	400	411	253000	000	01/28/2019
155630	01/28/2019	Medford Cooperative Inc	0	0214	Fasteners/Paint Thinner	43.11	10	E	400	411	253000	000	01/28/2019
155630	01/28/2019	Medford Cooperative Inc	0	0214	Fasteners/Paint Thinner	9.99	10	E	400	411	254300	000	01/28/2019
155630	01/28/2019	Medford Cooperative Inc	0	0288	Drill Bits	30.55	10	E	200	440	253000	000	01/28/2019
155630	01/28/2019	Medford Cooperative Inc	0	0302	Choir Shackles	14.36	10	E	800	411	222300	000	01/28/2019

CHECK #	CHECK DATE	VENDOR	PO INVOICE #	DESCRIPTION	CHECK AMOUNT	ACCOUNT				POST DATE
						NUMBER	NUMBER	NUMBER	NUMBER	
155630	01/28/2019	Medford Cooperative Inc	0 0317	Supplies	22.36	10 E 400 411 253000 000				01/28/2019
155630	01/28/2019	Medford Cooperative Inc	0 0326	Shelf Brackets	9.56	10 E 101 411 253000 000				01/28/2019
155630	01/28/2019	Medford Cooperative Inc	0 0334	Tools	9.99	10 E 200 440 253000 000				01/28/2019
155630	01/28/2019	Medford Cooperative Inc	0 0502	Xmas Program Flowers	19.98	10 E 100 411 240000 000				01/28/2019
155630	01/28/2019	Medford Cooperative Inc	0 0533	Fasteners	3.04	10 E 200 411 253000 000				01/28/2019
155630	01/28/2019	Medford Cooperative Inc	0 0535	General Supplies	48.63	10 E 400 411 253000 000				01/28/2019
155630	01/28/2019	Medford Cooperative Inc	0 0536	Fasteners	13.98	10 E 400 411 253000 000				01/28/2019
155630	01/28/2019	Medford Cooperative Inc	0 0581	Plumbing	37.54	10 E 400 411 254300 000				01/28/2019
155630	01/28/2019	Medford Cooperative Inc	0 0610	Soda for Dance	66.91	21 E 200 411 240000 272				01/28/2019
155630	01/28/2019	Medford Cooperative Inc	0 1097	Student Council	34.81	21 E 200 411 240000 272				01/28/2019
155630	01/28/2019	Medford Cooperative Inc	0 1772	Student Council	21.65	21 E 200 411 240000 272				01/28/2019
155630	01/28/2019	Medford Cooperative Inc	0 2682	DO Supplies	78.99	10 E 800 411 232000 000				01/28/2019
155630	01/28/2019	Medford Cooperative Inc	0 3939	Educ Wk Chix Coupon	154.00	10 E 800 411 231000 000				01/28/2019
155630	01/28/2019	Medford Cooperative Inc	0 6595	Candy Canes	113.35	10 E 800 411 232000 000				01/28/2019
155630	01/28/2019	Medford Cooperative Inc	0 6909	Distilled Water	3.16	10 E 400 411 253000 000				01/28/2019
155630	01/28/2019	Medford Cooperative Inc	2001800138 0129	open po	32.04	10 E 400 411 135000 000				01/28/2019
155630	01/28/2019	Medford Cooperative Inc	2001800138 5951	open po	24.35	10 E 400 411 135000 000				01/28/2019
155630	01/28/2019	Medford Cooperative Inc	2001800195 1942	Open PO	20.39	10 E 200 411 110000 000				01/28/2019
155630	01/28/2019	Medford Cooperative Inc	2001800233 1657	open po	65.90	10 E 200 411 131000 000				01/28/2019
155630	01/28/2019	Medford Cooperative Inc	2001800233 2731	open po	45.82	10 E 200 411 131000 000				01/28/2019
155630	01/28/2019	Medford Cooperative Inc	4001800115 3019	open po	109.77	10 E 400 411 135000 000				01/28/2019
155630	01/28/2019	Medford Cooperative Inc	4001800115 5948	open po	54.18	10 E 400 411 135000 000				01/28/2019
155630	01/28/2019	Medford Cooperative Inc	4001800115 8545	open po	80.66	10 E 400 411 135000 000				01/28/2019
155630	01/28/2019	Medford Cooperative Inc	4001800115 8711	open po	29.27	10 E 400 411 135000 000				01/28/2019
155630	01/28/2019	Medford Cooperative Inc	4001800115 9574	open po	133.03	10 E 400 411 135000 000				01/28/2019
155630	01/28/2019	Medford Cooperative Inc	4001800115 9663	open po	11.82	10 E 400 411 135000 000				01/28/2019
155630	01/28/2019	Medford Cooperative Inc	4001800115 9684	open po	18.75	10 E 400 411 135000 000				01/28/2019
155630	01/28/2019	Medford Cooperative Inc	4001800125 2054	open po	19.57	10 E 400 411 214000 000				01/28/2019
155630	01/28/2019	Medford Cooperative Inc	4001800224 1967	open po	153.63	10 E 400 411 121000 000				01/28/2019
155630	01/28/2019	Medford Cooperative Inc	9001800138 0380	Open PO	30.47	27 E 800 411 156600 341				01/28/2019
155630	01/28/2019	Medford Cooperative Inc	9001800138 7464	Open PO	1.37	27 E 800 411 156600 341				01/28/2019
155630	01/28/2019	Medford Cooperative Inc	9001800175 5952	open po	2.35	27 E 800 411 158700 341				01/28/2019
155630	01/28/2019	Medford Cooperative Inc	9001800185 0320	Open PO	28.73	27 E 800 411 158700 341				01/28/2019
155630	01/28/2019	Medford Cooperative Inc	9001800197 8585	open po	28.76	27 E 800 411 158700 341				01/28/2019
				Totals for Medford Cooperative Inc	1,640.09					
155631	01/28/2019	Medford Auto Supply Inc	4001800218 327645	open po	47.93	10 E 400 411 136000 000				01/28/2019
				Totals for Medford Auto Supply Inc	47.93					
155632	01/28/2019	Medford Area Chamber Of Commer	0 2019	MEMBERSHIP DUES	300.00	10 E 800 940 232000 000				01/28/2019
				Totals for Medford Area Chamber Of Comme	300.00					



CHECK #	CHECK DATE	VENDOR	PO INVOICE #	DESCRIPTION	CHECK AMOUNT	ACCOUNT	POST DATE
			NUMBER			NUMBER	
155633	01/28/2019	Ming, Cheryl	0 REFUND	FOOD SERVICE BALANCE	33.13	50 A 000 000 816900 000	01/28/2019
				Totals for Ming, Cheryl	33.13		
155634	01/28/2019	Perrin's Surface Solutions LLC	0 12282018	KITCHEN FLOORING	490.10	10 E 200 324 254300 000	01/28/2019
				Totals for Perrin's Surface Solutions LL	490.10		
155635	01/28/2019	Taylor County Clerk	0 ROOM 102	3/1-6/30/19	3,150.00	99 E 800 328 255000 360	01/28/2019
				Totals for Taylor County Clerk	3,150.00		
155636	01/28/2019	Taylor County Highway Dept	0 11/24-12/31/18	SPOT REPAIR & SNOW/ICE CONTROL	339.62	10 E 100 320 253000 000	01/28/2019
155636	01/28/2019	Taylor County Highway Dept	0 11/24-12/31/18	SPOT REPAIR & SNOW/ICE CONTROL	169.81	10 E 101 320 253000 000	01/28/2019
155636	01/28/2019	Taylor County Highway Dept	0 11/24-12/31/18	SPOT REPAIR & SNOW/ICE CONTROL	283.01	10 E 200 320 253000 000	01/28/2019
155636	01/28/2019	Taylor County Highway Dept	0 11/24-12/31/18	SPOT REPAIR & SNOW/ICE CONTROL	339.62	10 E 400 320 253000 000	01/28/2019
				Totals for Taylor County Highway Dept	1,132.06		
155637	01/28/2019	Taylor Family Care Clinic, L	0 17342	DOT PHYSICAL	75.00	10 E 800 310 260000 000	01/28/2019
				Totals for Taylored Family Care Clinic,	75.00		
155638	01/28/2019	WKEB/WIGM Radio	0 18120153	BOE	75.00	10 E 800 351 260000 000	01/28/2019
				Totals for WKEB/WIGM Radio	75.00		
155639	01/24/2019	Baur, Don	0 01/26/2019	GIRLS HOCKEY DH VS MAQUETTE MI	210.00	10 E 400 310 162000 960	01/24/2019
				Totals for Baur, Don	210.00		
155640	01/24/2019	Biever, Michael JR	0 01/26/2019	GIRLS HOCKEY DH VS MARQUETTE MI	210.00	10 E 400 310 162000 960	01/24/2019
				Totals for Biever, Michael JR	210.00		
155641	01/24/2019	Lobner, Russell	0 01/24/2019	WRESTLING VS TOMAHAWK	165.00	10 E 400 310 162000 959	01/24/2019
				Totals for Lobner, Russell	165.00		
155642	01/24/2019	Synchrony Bank/Amazon	0 445834569585	OFFICE SUPPLIES	8.16	10 E 800 411 232000 000	01/24/2019
155642	01/24/2019	Synchrony Bank/Amazon	0 445834569585	OFFICE SUPPLIES	91.30	10 E 800 411 260000 000	01/24/2019
155642	01/24/2019	Synchrony Bank/Amazon	0 LATE FEE	01/10/2019 STATEMENT	25.00	10 E 800 940 252000 000	01/24/2019
155642	01/24/2019	Synchrony Bank/Amazon	3001800221 444387674893	headphones	109.95	10 E 100 411 110000 000	01/24/2019
155642	01/24/2019	Synchrony Bank/Amazon	3001800223 455933344965	general supplies	12.99	10 E 100 411 110000 000	01/24/2019
155642	01/24/2019	Synchrony Bank/Amazon	3001800223 469657938394	general supplies	12.99	10 E 100 411 110000 000	01/24/2019
155642	01/24/2019	Synchrony Bank/Amazon	3001800223 963676973395	general supplies	9.99	10 E 100 411 110000 000	01/24/2019
155642	01/24/2019	Synchrony Bank/Amazon	8001700411 786944466568	headphones	1.12	99 E 800 439 221000 360	01/24/2019
155642	01/24/2019	Synchrony Bank/Amazon	8001800259 435445568673	Curriculum	48.20	99 E 800 411 110000 360	01/24/2019
155642	01/24/2019	Synchrony Bank/Amazon	9001800220 434387443798	student supplies	82.65	27 E 800 411 218100 341	01/24/2019
				Totals for Synchrony Bank/Amazon	400.11		
155643	01/24/2019	Tesmer, Monica	0 01/24/2019	BOYS SWIM VS TOMAHAWK	90.00	10 E 400 310 162000 958	01/24/2019
				Totals for Tesmer, Monica	90.00		
155644	01/24/2019	Zarda, Kevin	0 01/26/2019	GIRLS HOCKEY DH VS MARQUETTE MI	210.00	10 E 400 310 162000 960	01/24/2019
				Totals for Zarda, Kevin	210.00		
155645	01/28/2019	Abele, Amy	0 JANUARY	RVA INTERNET REIMBURSEMENT	75.00	99 E 800 358 221200 360	01/28/2019
				Totals for Abele, Amy	75.00		
155646	01/28/2019	Aleson, Janel	0 11/28-12/27/18	RVA INTERNET REIMBURSEMENT	35.00	99 E 800 358 221200 360	01/28/2019

CHECK #	CHECK DATE	VENDOR	PO INVOICE #	DESCRIPTION	CHECK AMOUNT	ACCOUNT	POST DATE
			NUMBER			NUMBER	
155646	01/28/2019	Aleson, Janel	0 12/28/18-1/27/1	RVA INTERNET REIMBURSEMENT	35.00	99 E 800 358 221200 360	01/28/2019
				Totals for Aleson, Janel	70.00		
155647	01/28/2019	Arthur, Angela	0 12/20/18-1/19/1	RVA INTERNET REIMBURSEMENT	30.00	99 E 800 358 221200 360	01/28/2019
				Totals for Arthur, Angela	30.00		
155648	01/28/2019	Barriere, Tony	0 1/13-2/12/19	RVA INTERNET REIMBURSEMENT	65.99	99 E 800 358 221200 360	01/28/2019
				Totals for Barriere, Tony	65.99		
155649	01/28/2019	Beels, Lisa	0 10/15-11/15/18	RVA INTERNET REIMBURSEMENT	59.99	99 E 800 358 221200 360	01/28/2019
155649	01/28/2019	Beels, Lisa	0 11/15-12/15/18	RVA INTERNET REIMBURSEMENT	59.99	99 E 800 358 221200 360	01/28/2019
155649	01/28/2019	Beels, Lisa	0 12/15/18-1/15/1	RVA INTERNET REIMBURSEMENT	59.99	99 E 800 358 221200 360	01/28/2019
155649	01/28/2019	Beels, Lisa	0 7/15-8/15/18	RVA INTERNET REIMBURSEMENT	59.99	99 E 800 358 221200 360	01/28/2019
155649	01/28/2019	Beels, Lisa	0 8/15-9/15/18	RVA INTERNET REIMBURSEMENT	59.99	99 E 800 358 221200 360	01/28/2019
155649	01/28/2019	Beels, Lisa	0 9/15-10/15/18	RVA INTERNET REIMBURSEMENT	59.99	99 E 800 358 221200 360	01/28/2019
				Totals for Beels, Lisa	359.94		
155650	01/28/2019	Blackburn, James	0 12/23/18-1/22/1	RVA INTERNET REIMBURSEMENT	70.99	99 E 800 358 221200 360	01/28/2019
				Totals for Blackburn, James	70.99		
155651	01/28/2019	Borger, Sarah	0 1/12-2/11/19	RVA INTERNET REIMBURSEMENT	65.99	99 E 800 358 221200 360	01/28/2019
155651	01/28/2019	Borger, Sarah	0 10/12-11/11/18	RVA INTERNET REIMBURSEMENT	64.99	99 E 800 358 221200 360	01/28/2019
155651	01/28/2019	Borger, Sarah	0 11/12-12/11/18	RVA INTERNET REIMBURSEMENT	64.99	99 E 800 358 221200 360	01/28/2019
155651	01/28/2019	Borger, Sarah	0 12/12/18-1/11/1	RVA INTERNET REIMBURSEMENT	65.99	99 E 800 358 221200 360	01/28/2019
				Totals for Borger, Sarah	261.96		
155652	01/28/2019	Brandner, David	0 1/10-2/9/19	RVA INTERNET REIMBURSEMENT	29.95	99 E 800 358 221200 360	01/28/2019
				Totals for Brandner, David	29.95		
155653	01/28/2019	Bredlau, Damion	0 DECEMBER	RVA INTERNET REIMBURSEMENT	75.00	99 E 800 358 221200 360	01/28/2019
155653	01/28/2019	Bredlau, Damion	0 JANUARY	RVA INTERNET REIMBURSEMENT	75.00	99 E 800 358 221200 360	01/28/2019
				Totals for Bredlau, Damion	150.00		
155654	01/28/2019	Breske, Heather	0 1/3-2/2/19	RVA INTERNET REIMBURSEMENT	59.99	99 E 800 358 221200 360	01/28/2019
				Totals for Breske, Heather	59.99		
155655	01/28/2019	Bretl, Brian	0 12/20/18-1/19/1	RVA INTERNET REIMBURSEMENT	65.99	99 E 800 358 221200 360	01/28/2019
				Totals for Bretl, Brian	65.99		
155656	01/28/2019	Briggs, Shanna	0 1/5-2/4/19	RVA INTERNET REIMBURSEMENT	50.99	99 E 800 358 221200 360	01/28/2019
				Totals for Briggs, Shanna	50.99		
155657	01/28/2019	Brueggeman, James	0 1/13-2/12/19	RVA INTERNET REIMBURSEMENT	59.99	99 E 800 358 221200 360	01/28/2019
				Totals for Brueggeman, James	59.99		
155658	01/28/2019	Bush, Justin	0 1/6-2/5/19	RVA INTERNET REIMBURSEMENT	34.99	99 E 800 358 221200 360	01/28/2019
				Totals for Bush, Justin	34.99		
155659	01/28/2019	Cameron, Rebecca	0 12/22/18-1/22/1	RVA INTERNET REIMBURSEMENT	59.99	99 E 800 358 221200 360	01/28/2019
				Totals for Cameron, Rebecca	59.99		
155660	01/28/2019	Colson, Bob	0 JANUARY	RVA INTERNET REIMBURSEMENT	44.99	99 E 800 358 221200 360	01/28/2019
				Totals for Colson, Bob	44.99		

CHECK #	CHECK DATE	VENDOR	PO INVOICE #	DESCRIPTION	CHECK AMOUNT	ACCOUNT	POST DATE
			NUMBER			NUMBER	
155661	01/28/2019	Coots, Harold	0 11/25-12/24/18	RVA INTERNET REIMBURSEMENT	70.99	99 E 800 358 221200 360	01/28/2019
155661	01/28/2019	Coots, Harold	0 12/25/18-1/24/1	RVA INTERNET REIMBURSEMENT	70.99	99 E 800 358 221200 360	01/28/2019
				Totals for Coots, Harold	141.98		
155662	01/28/2019	Couture, Timothy	0 1/15-2/14/19	RVA INTERNET REIMBURSEMENT	65.99	99 E 800 358 221200 360	01/28/2019
				Totals for Couture, Timothy	65.99		
155663	01/28/2019	Dickinsen, Sarah	0 JANUARY	RVA INTERNET REIMBURSEMENT	24.95	99 E 800 358 221200 360	01/28/2019
				Totals for Dickinsen, Sarah	24.95		
155664	01/28/2019	Dolezal, Dawn	0 11/28-12/27/18	RVA INTERNET REIMBURSEMENT	65.99	99 E 800 358 221200 360	01/28/2019
155664	01/28/2019	Dolezal, Dawn	0 12/28/18-1/27/1	RVA INTERNET REIMBURSEMENT	65.99	99 E 800 358 221200 360	01/28/2019
				Totals for Dolezal, Dawn	131.98		
155665	01/28/2019	Duran, Francisco	0 1/13-2/12/19	RVA INTERNET REIMBURSEMENT	65.99	99 E 800 358 221200 360	01/28/2019
155665	01/28/2019	Duran, Francisco	0 12/13/18-1/12/1	RVA INTERNET REIMBURSEMENT	65.99	99 E 800 358 221200 360	01/28/2019
155665	01/28/2019	Duran, Francisco	0 12/24-12/12/18	RVA INTERNET REIMBURSEMENT	64.99	99 E 800 358 221200 360	01/28/2019
155665	01/28/2019	Duran, Francisco	0 8/13-9/12/18	RVA INTERNET REIMBURSEMENT	64.99	99 E 800 358 221200 360	01/28/2019
155665	01/28/2019	Duran, Francisco	0 9/13-10/12/18	RVA INTERNET REIMBURSEMENT	64.99	99 E 800 358 221200 360	01/28/2019
				Totals for Duran, Francisco	326.95		
155666	01/28/2019	Eiche, Paul	0 11/29-12/28/18	RVA INTERNET REIMBURSEMENT	75.00	99 E 800 358 221200 360	01/28/2019
155666	01/28/2019	Eiche, Paul	0 12/29/18-1/29/1	RVA INTERNET REIMBURSEMENT	75.00	99 E 800 358 221200 360	01/28/2019
				Totals for Eiche, Paul	150.00		
155667	01/28/2019	Fischer, Jason	0 1/20-2/19/19	RVA INTERNET REIMBURSEMENT	75.00	99 E 800 358 221200 360	01/28/2019
				Totals for Fischer, Jason	75.00		
155668	01/28/2019	Frey, Jesse	0 12/12/18-1/11/1	RVA INTERNET REIMBURSEMENT	65.99	99 E 800 358 221200 360	01/28/2019
155668	01/28/2019	Frey, Jesse	0 9/12-10/11/18	RVA INTERNET REIMBURSEMENT	64.99	99 E 800 358 221200 360	01/28/2019
				Totals for Frey, Jesse	130.98		
155669	01/28/2019	Gauden, Jim	0 1/18-2/17/19	RVA INTERNET REIMBURSEMENT	65.99	99 E 800 358 221200 360	01/28/2019
				Totals for Gauden, Jim	65.99		
155670	01/28/2019	Gnewuch, Tena	0 12/13/18-1/12/1	RVA INTERNET REIMBURSEMENT	51.38	99 E 800 358 221200 360	01/28/2019
				Totals for Gnewuch, Tena	51.38		
155671	01/28/2019	Guerrero Silva, Jose	0 12/22/18-1/21/1	RVA INTERNET REIMBURSEMENT	34.99	99 E 800 358 221200 360	01/28/2019
				Totals for Guerrero Silva, Jose	34.99		
155672	01/28/2019	Guzman, Matthew	0 JANUARY	RVA INTERNET REIMBURSEMENT	47.69	99 E 800 358 221200 360	01/28/2019
				Totals for Guzman, Matthew	47.69		
155673	01/28/2019	Haas, Tammy	0 12/15/18-1/14/1	RVA INTERNET REIMBURSEMENT	75.00	99 E 800 358 221200 360	01/28/2019
				Totals for Haas, Tammy	75.00		
155674	01/28/2019	Halvorsen, Robert	0 JANUARY	RVA INTERNET REIMBURSEMENT	54.99	99 E 800 358 221200 360	01/28/2019
				Totals for Halvorsen, Robert	54.99		
155675	01/28/2019	Hintz, Rashelle	0 1/15-2/14/19	RVA INTERNET REIMBURSEMENT	65.99	99 E 800 358 221200 360	01/28/2019
				Totals for Hintz, Rashelle	65.99		
155676	01/28/2019	Holbrook, Jay	0 DECEMBER	RVA INTERNET REIMBURSEMENT	64.99	99 E 800 358 221200 360	01/28/2019

CHECK #	CHECK DATE	VENDOR	PO INVOICE #	DESCRIPTION	CHECK AMOUNT	ACCOUNT	POST DATE
			NUMBER			NUMBER	
155676	01/28/2019	Holbrook, Jay	0 JANUARY	RVA INTERNET REIMBURSEMENT	64.99	99 E 800 358 221200 360	01/28/2019
				Totals for Holbrook, Jay	129.98		
155677	01/28/2019	Hraby, Ryan	0 1/10-2/9/19	RVA INTERNET REIMBURSEMENT	45.25	99 E 800 358 221200 360	01/28/2019
				Totals for Hraby, Ryan	45.25		
155678	01/28/2019	Kaczmarowski, Carrie	0 1/11-2/10/19	RVA INTERNET REIMBURSEMENT	70.99	99 E 800 358 221200 360	01/28/2019
155678	01/28/2019	Kaczmarowski, Carrie	0 12/11/18-1/10/19	RVA INTERNET REIMBURSEMENT	70.99	99 E 800 358 221200 360	01/28/2019
				Totals for Kaczmarowski, Carrie	141.98		
155679	01/28/2019	Keen, Michael JR	0 12/7/18-1/6/19	RVA INTERNET REIMBURSEMENT	44.99	99 E 800 358 221200 360	01/28/2019
				Totals for Keen, Michael JR	44.99		
155680	01/28/2019	Kolpack, Takiya	0 JANUARY	RVA INTERNET REIMBURSEMENT	70.00	99 E 800 358 221200 360	01/28/2019
				Totals for Kolpack, Takiya	70.00		
155681	01/28/2019	Kroening, Josh	0 1/7-2/6/19	RVA INTERNET REIMBURSEMENT	65.99	99 E 800 358 221200 360	01/28/2019
				Totals for Kroening, Josh	65.99		
155682	01/28/2019	Kroeplin, T.	0 10/22-11/21/18	RVA INTERNET REIMBURSEMENT	59.99	99 E 800 358 221200 360	01/28/2019
155682	01/28/2019	Kroeplin, T.	0 11/22-12/21/18	RVA INTERNET REIMBURSEMENT	59.99	99 E 800 358 221200 360	01/28/2019
155682	01/28/2019	Kroeplin, T.	0 12/22/18-1/21/19	RVA INTERNET REIMBURSEMENT	59.99	99 E 800 358 221200 360	01/28/2019
155682	01/28/2019	Kroeplin, T.	0 8/22-9/21/18	RVA INTERNET REIMBURSEMENT	59.99	99 E 800 358 221200 360	01/28/2019
155682	01/28/2019	Kroeplin, T.	0 9/22-10/21/18	RVA INTERNET REIMBURSEMENT	59.99	99 E 800 358 221200 360	01/28/2019
				Totals for Kroeplin, T.	299.95		
155683	01/28/2019	Krueger, Kristofor	0 1/10-2/9/19	RVA INTERNET REIMBURSEMENT	60.25	99 E 800 358 221200 360	01/28/2019
				Totals for Krueger, Kristofor	60.25		
155684	01/28/2019	Kuchera, Cassandra	0 JANUARY	RVA INTERNET REIMBURSEMENT	59.99	99 E 800 358 221200 360	01/28/2019
				Totals for Kuchera, Cassandra	59.99		
155685	01/28/2019	Kumm, Ryan	0 10/9-11/8/18	RVA INTERNET REIMBURSEMENT	75.00	99 E 800 358 221200 360	01/28/2019
155685	01/28/2019	Kumm, Ryan	0 11/9-12/8/18	RVA INTERNET REIMBURSEMENT	75.00	99 E 800 358 221200 360	01/28/2019
155685	01/28/2019	Kumm, Ryan	0 12/28/18-1/27/19	RVA INTERNET REIMBURSEMENT	75.00	99 E 800 358 221200 360	01/28/2019
155685	01/28/2019	Kumm, Ryan	0 12/9-12/27/18	RVA INTERNET REIMBURSEMENT	49.40	99 E 800 358 221200 360	01/28/2019
				Totals for Kumm, Ryan	274.40		
155686	01/28/2019	Kusik, Fred	0 11/15-12/14/18	RVA INTERNET REIMBURSEMENT	75.00	99 E 800 358 221200 360	01/28/2019
155686	01/28/2019	Kusik, Fred	0 12/15/18-1/14/19	RVA INTERNET REIMBURSEMENT	75.00	99 E 800 358 221200 360	01/28/2019
				Totals for Kusik, Fred	150.00		
155687	01/28/2019	Langjahr, Kay	0 1/9-2/8/19	RVA INTERNET REIMBURSEMENT	59.99	99 E 800 358 221200 360	01/28/2019
				Totals for Langjahr, Kay	59.99		
155688	01/28/2019	Maki, Mark	0 1/1-2/1/19	RVA INTERNET REIMBURSEMENT	48.95	99 E 800 358 221200 360	01/28/2019
				Totals for Maki, Mark	48.95		
155689	01/28/2019	Malik, Frank	0 12/30/18-1/29/19	RVA INTERNET REIMBURSEMENT	54.99	99 E 800 358 221200 360	01/28/2019
				Totals for Malik, Frank	54.99		
155690	01/28/2019	Maricle, William II	0 1/4-2/3/19	RVA INTERNET REIMBURSEMENT	14.99	99 E 800 358 221200 360	01/28/2019
155690	01/28/2019	Maricle, William II	0 10/4-11/3/18	RVA INTERNET REIMBURSEMENT	14.99	99 E 800 358 221200 360	01/28/2019

CHECK #	CHECK DATE	VENDOR	PO INVOICE #	DESCRIPTION	CHECK AMOUNT	ACCOUNT	POST DATE
			NUMBER			NUMBER	
155690	01/28/2019	Maricle, William II	0 11/4-12/3/18	RVA INTERNET REIMBURSEMENT	14.99	99 E 800 358 221200 360	01/28/2019
155690	01/28/2019	Maricle, William II	0 12/4/18-1/3/19	RVA INTERNET REIMBURSEMENT	14.99	99 E 800 358 221200 360	01/28/2019
155690	01/28/2019	Maricle, William II	0 9/4-10/3/18	RVA INTERNET REIMBURSEMENT	14.99	99 E 800 358 221200 360	01/28/2019
				Totals for Maricle, William II	74.95		
155691	01/28/2019	Martinez, Adrian	0 12/26/18-1/25/1	RVA INTERNET REIMBURSEMENT	64.99	99 E 800 358 221200 360	01/28/2019
				Totals for Martinez, Adrian	64.99		
155692	01/28/2019	Moser, Jamie	0 DECEMBER	RVA INTERNET REIMBURSEMENT	75.00	99 E 800 358 221200 360	01/28/2019
				Totals for Moser, Jamie	75.00		
155693	01/28/2019	Neumann, Joshua	0 1/14-2/13/19	RVA INTERNET REIMBURSEMENT	65.99	99 E 800 358 221200 360	01/28/2019
155693	01/28/2019	Neumann, Joshua	0 7/14-8/13/18	RVA INTERNET REIMBURSEMENT	49.99	99 E 800 358 221200 360	01/28/2019
				Totals for Neumann, Joshua	115.98		
155694	01/28/2019	Nikolaus, Charlone	0 1/12-2/11/19	RVA INTERNET REIMBURSEMENT	65.00	99 E 800 358 221200 360	01/28/2019
				Totals for Nikolaus, Charlone	65.00		
155695	01/28/2019	Noll-Marsh, Kristin	0 1/4-2/3/19	RVA INTERNET REIMBURSEMENT	39.99	99 E 800 358 221200 360	01/28/2019
155695	01/28/2019	Noll-Marsh, Kristin	0 10/4-11/3/18	RVA INTERNET REIMBURSEMENT	39.99	99 E 800 358 221200 360	01/28/2019
155695	01/28/2019	Noll-Marsh, Kristin	0 11/4-12/3/18	RVA INTERNET REIMBURSEMENT	39.99	99 E 800 358 221200 360	01/28/2019
155695	01/28/2019	Noll-Marsh, Kristin	0 12/4/18-1/3/19	RVA INTERNET REIMBURSEMENT	39.99	99 E 800 358 221200 360	01/28/2019
				Totals for Noll-Marsh, Kristin	159.96		
155696	01/28/2019	Pavek, Travis	0 1/25-2/24/19	RVA INTERNET REIMBURSEMENT	59.99	99 E 800 358 221200 360	01/28/2019
				Totals for Pavek, Travis	59.99		
155697	01/28/2019	Petersen, Tim	0 1/7-2/6/19	RVA INTERNET REIMBURSEMENT	44.99	99 E 800 358 221200 360	01/28/2019
				Totals for Petersen, Tim	44.99		
155698	01/28/2019	Phillips, Michael	0 1/21-2/20/19	RVA INTERNET REIMBURSEMENT	65.99	99 E 800 358 221200 360	01/28/2019
				Totals for Phillips, Michael	65.99		
155699	01/28/2019	Porter, Charity	0 1/10-2/9/19	RVA INTERNET REIMBURSEMENT	70.99	99 E 800 358 221200 360	01/28/2019
				Totals for Porter, Charity	70.99		
155700	01/28/2019	Powell, Carrie	0 DECEMBER	RVA INTERNET REIMBURSEMENT	57.92	99 E 800 358 221200 360	01/28/2019
155700	01/28/2019	Powell, Carrie	0 JANUARY	RVA INTERNET REIMBURSEMENT	57.92	99 E 800 358 221200 360	01/28/2019
				Totals for Powell, Carrie	115.84		
155701	01/28/2019	Reto, David	0 JANUARY	RVA INTERNET REIMBURSEMENT	75.00	99 E 800 358 221200 360	01/28/2019
				Totals for Reto, David	75.00		
155702	01/28/2019	Rosario, Jamie	0 1/10-2/9/19	RVA INTERNET REIMBURSEMENT	59.99	99 E 800 358 221200 360	01/28/2019
				Totals for Rosario, Jamie	59.99		
155703	01/28/2019	Schaus, Maurice	0 1/4-2/3/19	RVA INTERNET REIMBURSEMENT	49.99	99 E 800 358 221200 360	01/28/2019
155703	01/28/2019	Schaus, Maurice	0 10/4-11/3/18	RVA INTERNET REIMBURSEMENT	49.99	99 E 800 358 221200 360	01/28/2019
155703	01/28/2019	Schaus, Maurice	0 11/4-12/3/18	RVA INTERNET REIMBURSEMENT	49.99	99 E 800 358 221200 360	01/28/2019
155703	01/28/2019	Schaus, Maurice	0 12/4/18-1/3/19	RVA INTERNET REIMBURSEMENT	49.99	99 E 800 358 221200 360	01/28/2019
				Totals for Schaus, Maurice	199.96		
155704	01/28/2019	Schifelbine, Casey	0 1/10-2/9/19	RVA INTERNET REIMBURSEMENT	65.99	99 E 800 358 221200 360	01/28/2019

CHECK #	CHECK DATE	VENDOR	PO INVOICE #	DESCRIPTION	CHECK AMOUNT	ACCOUNT	POST DATE
			NUMBER			NUMBER	
155704	01/28/2019	Schifelbine, Casey	0 12/10/18-1/9/19	RVA INTERNET REIMBURSEMENT	65.99	99 E 800 358 221200 360	01/28/2019
				Totals for Schifelbine, Casey	131.98		
155705	01/28/2019	Schmidt, Mark	0 JANUARY	RVA INTERNET REIMBURSEMENT	39.95	99 E 800 358 221200 360	01/28/2019
				Totals for Schmidt, Mark	39.95		
155706	01/28/2019	Schroeder, Jessie	0 1/25-2/24/19	RVA INTERNET REIMBURSEMENT	70.99	99 E 800 358 221200 360	01/28/2019
				Totals for Schroeder, Jessie	70.99		
155707	01/28/2019	Schroepfer, Marsha	0 1/14-2/13/19	RVA INTERNET REIMBURSEMENT	40.00	99 E 800 358 221200 360	01/28/2019
155707	01/28/2019	Schroepfer, Marsha	0 11/14-12/13/18	RVA INTERNET REIMBURSEMENT	40.00	99 E 800 358 221200 360	01/28/2019
155707	01/28/2019	Schroepfer, Marsha	0 12/14/18-1/13/19	RVA INTERNET REIMBURSEMENT	40.00	99 E 800 358 221200 360	01/28/2019
				Totals for Schroepfer, Marsha	120.00		
155708	01/28/2019	Sherpe, Arden	0 DECEMBER	RVA INTERNET REIMBURSEMENT	75.00	99 E 800 358 221200 360	01/28/2019
				Totals for Sherpe, Arden	75.00		
155709	01/28/2019	Shikoski, Stephanie	0 1/19-2/18/19	RVA INTERNET REIMBURSEMENT	70.99	99 E 800 358 221200 360	01/28/2019
				Totals for Shikoski, Stephanie	70.99		
155710	01/28/2019	Slaugh, Scott	0 1/16-2/15/19	RVA INTERNET REIMBURSEMENT	65.95	99 E 800 358 221200 360	01/28/2019
				Totals for Slaugh, Scott	65.95		
155711	01/28/2019	Starr, Daniel	0 1/15-2/14/19	RVA INTERNET REIMBURSEMENT	65.99	99 E 800 358 221200 360	01/28/2019
				Totals for Starr, Daniel	65.99		
155712	01/28/2019	Stauffer, Erich	0 DECEMBER	RVA INTERNET REIMBURSEMENT	65.99	99 E 800 358 221200 360	01/28/2019
155712	01/28/2019	Stauffer, Erich	0 JANUARY	RVA INTERNET REIMBURSEMENT	65.99	99 E 800 358 221200 360	01/28/2019
155712	01/28/2019	Stauffer, Erich	0 NOVEMBER	RVA INTERNET REIMBURSEMENT	54.99	99 E 800 358 221200 360	01/28/2019
				Totals for Stauffer, Erich	186.97		
155713	01/28/2019	Stolp, Robert	0 1/21-2/20/19	RVA INTERNET REIMBURSEMENT	65.99	99 E 800 358 221200 360	01/28/2019
				Totals for Stolp, Robert	65.99		
155714	01/28/2019	Stoltenow, Jeff	0 1/18-2/17/19	RVA INTERNET REIMBURSEMENT	69.99	99 E 800 358 221200 360	01/28/2019
				Totals for Stoltenow, Jeff	69.99		
155715	01/28/2019	Thayer, Steve	0 1/15-2/15/19	RVA INTERNET REIMBURSEMENT	59.99	99 E 800 358 221200 360	01/28/2019
155715	01/28/2019	Thayer, Steve	0 12/15/18-1/14/19	RVA INTERNET REIMBURSEMENT	59.99	99 E 800 358 221200 360	01/28/2019
				Totals for Thayer, Steve	119.98		
155716	01/28/2019	Tihlarik, Anna	0 JANUARY	RVA INTERNET REIMBURSEMENT	75.00	99 E 800 358 221200 360	01/28/2019
				Totals for Tihlarik, Anna	75.00		
155717	01/28/2019	Urban, Kurt	0 1/20-2/19/19	RVA INTERNET REIMBURSEMENT	49.99	99 E 800 358 221200 360	01/28/2019
155717	01/28/2019	Urban, Kurt	0 12/20/18-1/19/19	RVA INTERNET REIMBURSEMENT	34.60	99 E 800 358 221200 360	01/28/2019
				Totals for Urban, Kurt	84.59		
155718	01/28/2019	Wagner, Sabrina	0 1/10-2/9/19	RVA INTERNET REIMBURSEMENT	59.99	99 E 800 358 221200 360	01/28/2019
				Totals for Wagner, Sabrina	59.99		
155719	01/28/2019	Wendt, Jeremiah	0 1/15-2/14/19	RVA INTERNET REIMBURSEMENT	69.95	99 E 800 358 221200 360	01/28/2019
				Totals for Wendt, Jeremiah	69.95		
155720	01/28/2019	Wilson, Alvin	0 1/14-2/13/19	RVA INTERNET REIMBURSEMENT	39.99	99 E 800 358 221200 360	01/28/2019

CHECK #	CHECK DATE	VENDOR	PO INVOICE #		DESCRIPTION	CHECK AMOUNT	ACCOUNT				POST DATE		
			NUMBER	NUMBER			NUMBER	NUMBER	NUMBER	NUMBER			
155720	01/28/2019	Wilson, Alvin	0	12/14/18-1/13/1	RVA INTERNET REIMBURSEMENT	39.99	99	E	800	358	221200	360	01/28/2019
					Totals for Wilson, Alvin	79.98							
155721	01/28/2019	Wilson, Rebecca	0	1/20-2/19/19	RVA INTERNET REIMBURSEMENT	44.99	99	E	800	358	221200	360	01/28/2019
155721	01/28/2019	Wilson, Rebecca	0	10/20-11/19/18	RVA INTERNET REIMBURSEMENT	44.99	99	E	800	358	221200	360	01/28/2019
155721	01/28/2019	Wilson, Rebecca	0	11/20-12/19/18	RVA INTERNET REIMBURSEMENT	44.99	99	E	800	358	221200	360	01/28/2019
155721	01/28/2019	Wilson, Rebecca	0	12/20/18-1/19/1	RVA INTERNET REIMBURSEMENT	44.99	99	E	800	358	221200	360	01/28/2019
155721	01/28/2019	Wilson, Rebecca	0	9/20-10/19/18	RVA INTERNET REIMBURSEMENT	44.99	99	E	800	358	221200	360	01/28/2019
					Totals for Wilson, Rebecca	224.95							
155722	01/28/2019	Zodrow - McElroy, Lisa	0	11/21-12/20/18	RVA INTERNET REIMBURSEMENT	34.95	99	E	800	358	221200	360	01/28/2019
155722	01/28/2019	Zodrow - McElroy, Lisa	0	12/21/18-1/20/1	RVA INTERNET REIMBURSEMENT	45.38	99	E	800	358	221200	360	01/28/2019
					Totals for Zodrow - McElroy, Lisa	80.33							
155723	01/28/2019	Adaptivemall.Com	8001800263	K63365	OT items	199.90	99	E	800	440	110000	360	01/28/2019
					Totals for Adaptivemall.Com	199.90							
155724	01/28/2019	Advance Auto Parts	0	2217-670163	GENERAL SUPPLIES	59.88	10	E	400	411	253000	000	01/28/2019
155724	01/28/2019	Advance Auto Parts	0	2217-670946	GENERAL SUPPLIES	15.78	10	E	400	411	253000	000	01/28/2019
					Totals for Advance Auto Parts	75.66							
155725	01/28/2019	All About Learning Press, Inc.	0	203843	student materials	47.90	99	E	800	470	110000	360	01/28/2019
155725	01/28/2019	All About Learning Press, Inc.	8001800260	202303	student materials	220.65	99	E	800	470	110000	360	01/28/2019
155725	01/28/2019	All About Learning Press, Inc.	8001800268	203876	student materials	222.70	99	E	800	470	110000	360	01/28/2019
155725	01/28/2019	All About Learning Press, Inc.	8001800269	204118	teacher manual	50.90	99	E	800	470	221200	360	01/28/2019
					Totals for All About Learning Press, Inc	542.15							
155726	01/28/2019	American Red Cross	0	22158091	LIFEGUARDING: 3	114.00	80	E	800	940	240000	000	01/28/2019
155726	01/28/2019	American Red Cross	0	22160064	LIFEGUARDING REVIEW	266.00	80	E	800	940	240000	000	01/28/2019
					Totals for American Red Cross	380.00							
155727	01/28/2019	American Time & Signal Company	8011800109	810897	open po	418.23	10	E	400	320	253000	000	01/28/2019
					Totals for American Time & Signal Compan	418.23							
155728	01/28/2019	American Welding & Gas	4001800191	06005598	open po	196.12	10	E	400	571	136000	000	01/28/2019
					Totals for American Welding & Gas	196.12							
155729	01/28/2019	Ampro Data Services	0	C84261	RVA CHROMEBOOKS	28,400.00	99	E	800	440	221200	360	01/28/2019
155729	01/28/2019	Ampro Data Services	2001800232	C83474	OPEN PO	52.00	10	E	200	411	129300	000	01/28/2019
155729	01/28/2019	Ampro Data Services	2001800232	C83496	OPEN PO	179.00	10	E	200	411	129300	000	01/28/2019
155729	01/28/2019	Ampro Data Services	2001800232	C83500	OPEN PO	74.95	10	E	200	411	129300	000	01/28/2019
155729	01/28/2019	Ampro Data Services	9001800157	C83501	open po	503.00	27	E	800	411	158700	341	01/28/2019
155729	01/28/2019	Ampro Data Services	9001800157	C83505	open po	514.00	27	E	800	411	158700	341	01/28/2019
155729	01/28/2019	Ampro Data Services	9001800157	C83517	open po	1,325.00	27	E	800	411	158700	341	01/28/2019
					Totals for Ampro Data Services	31,047.95							
155730	01/28/2019	Ardor Health Solutions	0	159808	PROFESSIONAL SERVICES: 1/6-1/12/19	434.00	27	E	800	310	218100	341	01/28/2019
155730	01/28/2019	Ardor Health Solutions	0	160092	PROFESSIONAL SERVICES: 1/13-1/19/19	434.00	27	E	800	310	218100	341	01/28/2019

CHECK #	CHECK DATE	VENDOR	PO INVOICE #		DESCRIPTION	CHECK AMOUNT	ACCOUNT				POST DATE		
			NUMBER	NUMBER			NUMBER	NUMBER	NUMBER	NUMBER			
Totals for Ardor Health Solutions						868.00							
155731	01/28/2019	Background Investigation Burea	0	MED008010119-1	DECEMBER	143.40	10	E	800	310	260000	000	01/28/2019
155731	01/28/2019	Background Investigation Burea	0	MED008010119-1	DECEMBER	11.95	99	E	800	310	221200	360	01/28/2019
Totals for Background Investigation Burea						155.35							
155732	01/28/2019	Brandner, Heidi	0	REIMBURSE	CLC COOKING CLASS SUPPLIES	197.63	80	E	800	411	240000	740	01/28/2019
155732	01/28/2019	Brandner, Heidi	0	REIMBURSE2	BICYCLES	126.00	27	E	800	440	158700	341	01/28/2019
Totals for Brandner, Heidi						323.63							
155733	01/28/2019	Breakout, Inc.	2001800177	15982	classroom materials	150.00	10	E	200	411	123219	000	01/28/2019
Totals for Breakout, Inc.						150.00							
155734	01/28/2019	Brooklyn Publishers	4001800240	47817	scripts	61.25	10	E	400	411	161000	000	01/28/2019
Totals for Brooklyn Publishers						61.25							
155735	01/28/2019	Calvert Education Services	8001800122	INV000295731	Open PO	1,185.00	99	E	800	470	110000	360	01/28/2019
155735	01/28/2019	Calvert Education Services	8001800122	INV000295732	Open PO	396.00	99	E	800	470	110000	360	01/28/2019
155735	01/28/2019	Calvert Education Services	8001800122	INV000295798	Open PO	1,185.00	99	E	800	470	110000	360	01/28/2019
155735	01/28/2019	Calvert Education Services	8001800122	INV000295811	Open PO	1,185.00	99	E	800	470	110000	360	01/28/2019
155735	01/28/2019	Calvert Education Services	8001800122	INV000295812	Open PO	1,185.00	99	E	800	470	110000	360	01/28/2019
155735	01/28/2019	Calvert Education Services	8001800122	INV000295815	Open PO	1,185.00	99	E	800	470	110000	360	01/28/2019
155735	01/28/2019	Calvert Education Services	8001800122	INV000295820	Open PO	1,185.00	99	E	800	470	110000	360	01/28/2019
155735	01/28/2019	Calvert Education Services	8001800122	INV000295936	Open PO	396.00	99	E	800	470	110000	360	01/28/2019
155735	01/28/2019	Calvert Education Services	8001800122	INV000295959	Open PO	792.00	99	E	800	470	110000	360	01/28/2019
155735	01/28/2019	Calvert Education Services	8001800122	INV000295999	Open PO	396.00	99	E	800	470	110000	360	01/28/2019
155735	01/28/2019	Calvert Education Services	8001800122	INV000296005	Open PO	1,185.00	99	E	800	470	110000	360	01/28/2019
Totals for Calvert Education Services						10,275.00							
155736	01/28/2019	CESA #10	0	10347	1ST GRANT	1,000.00	27	E	800	386	436000	341	01/28/2019
Totals for CESA #10						1,000.00							
155737	01/28/2019	Committee For Children	9001800229	293654	student materials	409.00	27	E	800	470	152000	347	01/28/2019
Totals for Committee For Children						409.00							
155738	01/28/2019	Computer Supply People	4001800213	INV044523	open po	192.50	10	E	400	411	222200	000	01/28/2019
Totals for Computer Supply People						192.50							
155739	01/28/2019	Demco	2001800240	6527032	Library Supplies	162.52	10	E	200	411	222200	000	01/28/2019
Totals for Demco						162.52							
155740	01/28/2019	E-Therapy LLC	0	5849	RVA: 1/1-15/19	462.50	27	E	800	310	221222	019	01/28/2019
Totals for E-Therapy LLC						462.50							
155741	01/28/2019	Electude USA	4001800241	INTUSA2019-0109	Engine Simulator	1,098.00	10	E	400	435	136000	000	01/28/2019
Totals for Electude USA						1,098.00							
155742	01/28/2019	Gappa	0	17357	CUSTODIAL SUPPLIES	502.50	10	E	400	411	253000	000	01/28/2019
Totals for Gappa						502.50							
155743	01/28/2019	Goodin Company	0	12090176-00	FOOD SERVICE	54.19	50	E	800	411	257000	000	01/28/2019
155743	01/28/2019	Goodin Company	8011800110	12089947-00	open po	718.30	10	E	100	411	253000	000	01/28/2019



CHECK #	CHECK DATE	VENDOR	PO INVOICE #		DESCRIPTION	CHECK AMOUNT	ACCOUNT				POST DATE		
			NUMBER	NUMBER			NUMBER	NUMBER	NUMBER	NUMBER			
155743	01/28/2019	Goodin Company	8011800110	12090137-00	open po	64.66	10	E	400	411	253000	000	01/28/2019
					Totals for Goodin Company	837.15							
155744	01/28/2019	Gopher Sport	1001800148	9540579	equipment	549.00	10	E	101	411	143000	000	01/28/2019
					Totals for Gopher Sport	549.00							
155745	01/28/2019	The Graphic Edge	0	1288184	CLOTHING	633.32	21	E	200	420	240000	210	01/28/2019
					Totals for The Graphic Edge	633.32							
155746	01/28/2019	Hamland, Sarah	0	11/1-3/18	WAFLT EXPENSES	97.97	10	E	400	342	123219	000	01/28/2019
					Totals for Hamland, Sarah	97.97							
155747	01/28/2019	Hillyard Inc.	1011800108	603285790	open po	26.85	10	E	101	411	253000	000	01/28/2019
155747	01/28/2019	Hillyard Inc.	4011800134	603285791	open po	167.76	10	E	400	411	253000	000	01/28/2019
					Totals for Hillyard Inc.	194.61							
155748	01/28/2019	Hraby, Justin	0	2019/20	CELL PHONE REIMBURSEMENT	420.00	10	E	200	355	240000	000	01/28/2019
					Totals for Hraby, Justin	420.00							
155749	01/28/2019	J H Larson Company	3011800117	S101925503.001	open po	77.17	10	E	100	411	253000	000	01/28/2019
					Totals for J H Larson Company	77.17							
155750	01/28/2019	Jablonsky, Cassandra	0	1/11-12/19	WCDA EXPENSES	39.40	10	E	400	342	125400	000	01/28/2019
					Totals for Jablonsky, Cassandra	39.40							
155751	01/28/2019	Jacob, Michelle	0	REIMBURSE	HOLIDAY PAINTING PARTY	132.00	99	E	800	940	110000	360	01/28/2019
					Totals for Jacob, Michelle	132.00							
155752	01/28/2019	Jopp, Karli	0	9/4-12/21/18	EMPLOYEE TRAVEL	71.28	10	E	400	342	121000	000	01/28/2019
					Totals for Jopp, Karli	71.28							
155753	01/28/2019	JW Pepper & Sons, Inc.	2001800147	07A41803	open po	131.98	10	E	200	411	125400	000	01/28/2019
155753	01/28/2019	JW Pepper & Sons, Inc.	2001800147	07A54605	open po	105.99	10	E	200	411	125400	000	01/28/2019
155753	01/28/2019	JW Pepper & Sons, Inc.	4001800148	07A34432	open po	31.94	10	E	400	411	125400	000	01/28/2019
155753	01/28/2019	JW Pepper & Sons, Inc.	4001800148	07A42930	open po	2.15	10	E	400	411	125400	000	01/28/2019
155753	01/28/2019	JW Pepper & Sons, Inc.	4001800148	07A43085	open po	25.69	10	E	400	411	125400	000	01/28/2019
155753	01/28/2019	JW Pepper & Sons, Inc.	4001800148	07A44419	open po	41.30	10	E	400	411	125400	000	01/28/2019
155753	01/28/2019	JW Pepper & Sons, Inc.	4001800148	07A45024	open po	149.23	10	E	400	411	125400	000	01/28/2019
155753	01/28/2019	JW Pepper & Sons, Inc.	4001800148	07A51737	open po	14.75	10	E	400	411	125400	000	01/28/2019
155753	01/28/2019	JW Pepper & Sons, Inc.	4001800148	07A52270	open po	132.49	10	E	400	411	125400	000	01/28/2019
					Totals for JW Pepper & Sons, Inc.	635.52							
155754	01/28/2019	Kraegenbrink, Brenda	0	REIMBURSE	OFFICE MAX/JOANN FABRICS PURCHASES	309.62	10	E	205	411	110000	000	01/28/2019
155754	01/28/2019	Kraegenbrink, Brenda	0	REIMBURSE	OFFICE MAX/JOANN FABRICS PURCHASES	12.65	27	E	800	411	256251	011	01/28/2019
					Totals for Kraegenbrink, Brenda	322.27							
155755	01/28/2019	Lakeshore Learning Materials	9001800227	4565820119	Classroom supplies	29.09	27	E	800	411	152000	347	01/28/2019
					Totals for Lakeshore Learning Materials	29.09							
155756	01/28/2019	Laminator.com	9001800228	193557	general supplies	60.45	27	E	800	411	152000	347	01/28/2019
					Totals for Laminator.com	60.45							
155757	01/28/2019	Learning Without Tears	8001800266	INV9864	student materials	16.50	99	E	800	470	110000	360	01/28/2019

CHECK #	CHECK DATE	VENDOR	PO INVOICE #		DESCRIPTION	CHECK AMOUNT	ACCOUNT				POST DATE			
			NUMBER	NUMBER			NUMBER	NUMBER	NUMBER	NUMBER				
155757	01/28/2019	Learning Without Tears	9001800226	INV10092	student materials	18.45	27	E	800	411	152000	347	01/28/2019	
					Totals for Learning Without Tears	34.95								
155758	01/28/2019	Leonard, Stacy	0	REIMBURSE	HOME RESOURCE SUPPLIES	21.00	21	E	100	411	240000	036	01/28/2019	
					Totals for Leonard, Stacy	21.00								
155759	01/28/2019	Logterman, Kari	0	REIMBURSE	RVA POSTAGE	55.00	99	E	800	353	221200	360	01/28/2019	
					Totals for Logterman, Kari	55.00								
155760	01/28/2019	Marshfield Book & Stationery	3001800215	351421	general supplies	18.56	10	E	100	411	240000	000	01/28/2019	
					Totals for Marshfield Book & Stationery	18.56								
155761	01/28/2019	Menard's	0	19327	ACCT# 30160495	47.82	10	E	400	411	253000	000	01/28/2019	
					Totals for Menard's	47.82								
155762	01/28/2019	Nassco Inc	2011800112	S2419907.001	open po	43.90	10	E	200	411	253000	000	01/28/2019	
155762	01/28/2019	Nassco Inc	2011800112	S2423550.001	open po	65.55	10	E	200	411	253000	000	01/28/2019	
155762	01/28/2019	Nassco Inc	2011800112	S2425269.001	open po	53.18	10	E	200	411	253000	000	01/28/2019	
155762	01/28/2019	Nassco Inc	4011800133	S2419605.001	Open PO	414.30	10	E	400	411	253000	000	01/28/2019	
155762	01/28/2019	Nassco Inc	4011800133	S2420263.001	Open PO	50.03	10	E	400	411	253000	000	01/28/2019	
155762	01/28/2019	Nassco Inc	4011800133	S24525042.001	Open PO	101.78	10	E	400	411	253000	000	01/28/2019	
					Totals for Nassco Inc	728.74								
155763	01/28/2019	Northern Music Service	0	49763	MAMS	19.99	10	E	200	411	125500	000	01/28/2019	
155763	01/28/2019	Northern Music Service	0	49763	MAMS	62.48	21	E	200	411	240000	212	01/28/2019	
155763	01/28/2019	Northern Music Service	2001800128	49614	open po	35.00	10	E	200	411	125500	000	01/28/2019	
155763	01/28/2019	Northern Music Service	2001800128	49789	open po	35.00	10	E	200	411	125500	000	01/28/2019	
					Totals for Northern Music Service	152.47								
155764	01/28/2019	Quill Corporation	8021800109	3934078	General Supplies	37.66	10	E	800	411	221200	000	01/28/2019	
					Totals for Quill Corporation	37.66								
155765	01/28/2019	Reilly, Alison	0	12/3-5/18	SLATE EXPENSES	108.46	99	E	800	342	221200	360	01/28/2019	
155765	01/28/2019	Reilly, Alison	0	9/8/18	RVA MILEAGE	77.40	99	E	800	342	221200	360	01/28/2019	
155765	01/28/2019	Reilly, Alison	0	REIMBURSE	RVA POSTAGE	95.00	99	E	800	353	221200	360	01/28/2019	
					Totals for Reilly, Alison	280.86								
155766	01/28/2019	Reinke, Amanda	0	1/15/19	ONSITE CONSULTATION/FOLLOW UP	1,050.00	27	E	800	310	158700	341	01/28/2019	
					Totals for Reinke, Amanda	1,050.00								
155767	01/28/2019	Schlafer, Patricia	0	1/21/19	COMPREHENSIVE MUSICIANSHIP THROUGH PERFORMANCE	200.00	10	E	800	310	221300	562	01/28/2019	
					Totals for Schlafer, Patricia	200.00								
155768	01/28/2019	School Specialty	2001800100	208122276507	art supplies	33.36	10	E	200	411	121000	000	01/28/2019	
155768	01/28/2019	School Specialty	9001800230	208122265082	classroom supplies	18.95	27	E	800	411	152000	347	01/28/2019	
155768	01/28/2019	School Specialty	9001800230	208122294454	classroom supplies	70.99	27	E	800	411	152000	347	01/28/2019	
					Totals for School Specialty	123.30								
155769	01/28/2019	Stockwell, Stephanie	0	REIMBURSE	WALMART	43.60	10	E	200	411	126000	000	01/28/2019	
155769	01/28/2019	Stockwell, Stephanie	0	REIMBURSE	WALMART	8.12	21	E	200	411	240000	272	01/28/2019	

CHECK #	CHECK DATE	VENDOR	PO INVOICE #	DESCRIPTION	CHECK AMOUNT	ACCOUNT	POST DATE
			NUMBER			NUMBER	
				Totals for Stockwell, Stephanie	51.72		
155770	01/28/2019	Strang, Patteson, Renning, Lew	0 401596	PROFESSIONAL SERVICES	57.00	10 E 800 310 231500 000	01/28/2019
155770	01/28/2019	Strang, Patteson, Renning, Lew	0 401596	PROFESSIONAL SERVICES	484.50	99 E 800 310 221200 360	01/28/2019
				Totals for Strang, Patteson, Renning, Le	541.50		
155771	01/28/2019	Systems Technologies	0 705703	AG BARN-FINAL BILLING	2,187.14	10 E 800 511 255000 000	01/28/2019
				Totals for Systems Technologies	2,187.14		
155772	01/28/2019	TouchMath LLC	9001800224 200184104	student materials	884.52	27 E 800 470 152000 347	01/28/2019
				Totals for TouchMath LLC	884.52		
155773	01/28/2019	Transcended Educational Collab	0 121418-12	CHRISTMAS SHIP STORY-SES	140.00	10 E 101 358 110000 000	01/28/2019
				Totals for Transcended Educational Colla	140.00		
155774	01/28/2019	UniFirst	0 098 2089713	SES MATS	130.00	10 E 101 571 254000 000	01/28/2019
				Totals for UniFirst	130.00		
155775	01/28/2019	Utopia Web Programming LLC	0 328	WEBSITE HOSTING: 6/1/18-6/1/19	200.00	99 E 800 310 221200 360	01/28/2019
				Totals for Utopia Web Programming LLC	200.00		
155776	01/28/2019	Wellman, Kevin	0 1/11-12/19	CC WORKSHOP EXPENSES	12.85	10 E 400 342 162000 955	01/28/2019
155776	01/28/2019	Wellman, Kevin	0 REIMBURSE	FUEL	11.81	10 E 800 348 253000 000	01/28/2019
155776	01/28/2019	Wellman, Kevin	0 REIMBURSE2	CC REGISTRATION FEE	70.00	10 E 400 940 162000 955	01/28/2019
				Totals for Wellman, Kevin	94.66		
155777	01/28/2019	Wheelers Chevrolet	0 120014	VAN #10-TIRES	284.30	27 E 800 411 256251 011	01/28/2019
				Totals for Wheelers Chevrolet	284.30		
155778	01/28/2019	WI Indianhead Tech College	0 SL023279	NWECS: 2/3	1,666.67	10 E 800 389 129000 000	01/28/2019
				Totals for WI Indianhead Tech College	1,666.67		
155779	01/28/2019	Action City	0 301-190125-023-	RURAL VIRTUAL ACADEMY	1,955.00	99 E 800 940 110000 360	01/28/2019
				Totals for Action City	1,955.00		
155780	01/28/2019	Baur, Don	0 1/28/19	GIRLS HOCKEY VS ANTIGO/RHINELANDER	120.00	10 E 400 310 162000 960	01/28/2019
				Totals for Baur, Don	120.00		
155781	01/28/2019	Baur, John	0 1/28/19	GIRLS HOCKEY VS ANTIGO/RHINELANDER	90.00	10 E 400 310 162000 960	01/28/2019
				Totals for Baur, John	90.00		
155782	01/28/2019	Charter Communications	0 0062442011719	8245 11 246 0062442: 1/27-2/26/19	150.24	99 E 800 358 221200 360	01/28/2019
				Totals for Charter Communications	150.24		
155783	01/28/2019	Chippewa Valley Sporting Goods	2011800118 240855	Open PO	175.00	80 E 200 411 393000 959	01/28/2019
155783	01/28/2019	Chippewa Valley Sporting Goods	2011800118 240856	Open PO	175.00	80 E 200 411 393000 959	01/28/2019
155783	01/28/2019	Chippewa Valley Sporting Goods	2011800118 241191	Open PO	14.00	80 E 200 411 393000 956	01/28/2019
155783	01/28/2019	Chippewa Valley Sporting Goods	2011800118 241191	Open PO	14.00	80 E 200 411 393000 957	01/28/2019
155783	01/28/2019	Chippewa Valley Sporting Goods	4011800143 240857	Open PO	347.85	10 E 400 411 162000 959	01/28/2019
155783	01/28/2019	Chippewa Valley Sporting Goods	4011800143 240942	Open PO	1,276.05	10 E 400 420 162000 961	01/28/2019
155783	01/28/2019	Chippewa Valley Sporting Goods	4011800143 241315	Open PO	306.00	10 E 400 411 162000 963	01/28/2019
155783	01/28/2019	Chippewa Valley Sporting Goods	4011800143 241392	Open PO	48.62	10 E 400 411 162000 950	01/28/2019
155783	01/28/2019	Chippewa Valley Sporting Goods	4011800143 241392	Open PO	48.61	10 E 400 411 162000 951	01/28/2019

CHECK #	CHECK DATE	VENDOR	PO INVOICE #		DESCRIPTION	CHECK AMOUNT	ACCOUNT				POST DATE		
			NUMBER	NUMBER			NUMBER	NUMBER	NUMBER	NUMBER			
155783	01/28/2019	Chippewa Valley Sporting Goods	4011800143	241392	Open PO	48.61	10	E	400	411	162000	952	01/28/2019
155783	01/28/2019	Chippewa Valley Sporting Goods	4011800143	241392	Open PO	48.61	10	E	400	411	162000	953	01/28/2019
155783	01/28/2019	Chippewa Valley Sporting Goods	4011800143	241392	Open PO	48.61	10	E	400	411	162000	954	01/28/2019
155783	01/28/2019	Chippewa Valley Sporting Goods	4011800143	241392	Open PO	48.62	10	E	400	411	162000	955	01/28/2019
155783	01/28/2019	Chippewa Valley Sporting Goods	4011800143	241392	Open PO	48.62	10	E	400	411	162000	956	01/28/2019
155783	01/28/2019	Chippewa Valley Sporting Goods	4011800143	241392	Open PO	48.62	10	E	400	411	162000	957	01/28/2019
155783	01/28/2019	Chippewa Valley Sporting Goods	4011800143	241392	Open PO	48.61	10	E	400	411	162000	958	01/28/2019
155783	01/28/2019	Chippewa Valley Sporting Goods	4011800143	241392	Open PO	48.61	10	E	400	411	162000	959	01/28/2019
155783	01/28/2019	Chippewa Valley Sporting Goods	4011800143	241392	Open PO	48.62	10	E	400	411	162000	960	01/28/2019
155783	01/28/2019	Chippewa Valley Sporting Goods	4011800143	241392	Open PO	48.62	10	E	400	411	162000	961	01/28/2019
155783	01/28/2019	Chippewa Valley Sporting Goods	4011800143	241392	Open PO	48.62	10	E	400	411	162000	962	01/28/2019
155783	01/28/2019	Chippewa Valley Sporting Goods	4011800143	241392	Open PO	48.62	10	E	400	411	162000	963	01/28/2019
155783	01/28/2019	Chippewa Valley Sporting Goods	4011800143	241392	Open PO	48.61	10	E	400	411	162000	964	01/28/2019
155783	01/28/2019	Chippewa Valley Sporting Goods	4011800143	241392	Open PO	48.61	10	E	400	411	162000	965	01/28/2019
155783	01/28/2019	Chippewa Valley Sporting Goods	4011800143	241392	Open PO	48.61	10	E	400	411	162000	966	01/28/2019
155783	01/28/2019	Chippewa Valley Sporting Goods	4011800143	241392	Open PO	48.61	10	E	400	411	162000	967	01/28/2019
155783	01/28/2019	Chippewa Valley Sporting Goods	4011800143	241392	Open PO	48.61	10	E	400	411	162000	968	01/28/2019
155783	01/28/2019	Chippewa Valley Sporting Goods	4011800143	241392	Open PO	48.62	10	E	400	411	162000	969	01/28/2019
155783	01/28/2019	Chippewa Valley Sporting Goods	4011800143	241392	Open PO	48.62	10	E	400	411	162000	970	01/28/2019
Totals for Chippewa Valley Sporting Good						3,328.81							
155784	01/28/2019	Complete Control Inc	0	SRVCE036687	MAMS SERVICE	230.70	10	E	200	320	254000	000	01/28/2019
Totals for Complete Control Inc						230.70							
155785	01/28/2019	Elk Mound Archery Club	0	2/2/19	ENTRY FEE	1,560.00	21	E	100	940	240000	090	01/28/2019
Totals for Elk Mound Archery Club						1,560.00							
155786	01/28/2019	Goal-Line	0	11953	HOCKEY SOCKS	234.00	10	E	400	420	162000	961	01/28/2019
Totals for Goal-Line						234.00							
155787	01/28/2019	Linder Electric Motors Inc	0	56847	REPAIR MOTOR	360.60	10	E	400	320	254000	000	01/28/2019
155787	01/28/2019	Linder Electric Motors Inc	4011800160	56821	Replacement motors	429.20	10	E	400	411	254000	000	01/28/2019
Totals for Linder Electric Motors Inc						789.80							
155788	01/28/2019	Manpower	0	3864	CLC STAFF	624.44	80	E	800	310	240000	740	01/28/2019
155788	01/28/2019	Manpower	0	3865	MAMS FUN NIGHT/DANCE	134.01	10	E	200	310	161000	000	01/28/2019
155788	01/28/2019	Manpower	0	3866	MAMS GBB	46.55	80	E	200	310	393000	956	01/28/2019
155788	01/28/2019	Manpower	0	3867	MASH FITNESS CENTER	82.88	80	E	400	310	230000	000	01/28/2019
Totals for Manpower						887.88							
155789	01/28/2019	McMillan Electric	0	C31014	MAES SERVICE	880.95	10	E	100	320	254000	000	01/28/2019
Totals for McMillan Electric						880.95							
155790	01/28/2019	Mejia, Michelle	0	1/7-18/19	ELL TUTOR	1,272.00	10	E	800	310	171000	000	01/28/2019
Totals for Mejia, Michelle						1,272.00							
155791	01/28/2019	Menard's	0	20574	GENERAL SUPPLIES	160.53	10	E	400	411	253000	000	01/28/2019

CHECK #	CHECK DATE	VENDOR	PO INVOICE #	DESCRIPTION	CHECK AMOUNT	ACCOUNT	POST DATE
			NUMBER			NUMBER	
				Totals for Menard's	160.53		
155792	01/28/2019	MEP Solutions, LLC	0 1493	DECEMBER	550.00	10 E 800 331 253000 000	01/28/2019
				Totals for MEP Solutions, LLC	550.00		
155793	01/28/2019	Wendorf, William	0 1/28/19	GIRLS HOCKEY VS ANTIGO/RHINELANDER	90.00	10 E 400 310 162000 960	01/28/2019
				Totals for Wendorf, William	90.00		
155794	01/28/2019	WI School Music Assn	0 2018/19	CHOIR/BAND EVENTS	571.25	10 E 400 940 125400 000	01/28/2019
155794	01/28/2019	WI School Music Assn	0 2018/19	CHOIR/BAND EVENTS	240.05	10 E 400 940 125500 000	01/28/2019
				Totals for WI School Music Assn	811.30		
155795	01/29/2019	Medford Area Public School Dis	0 01/31/19PR	PAYROLL REMITTANCE	479,366.81	10 A 000 000 711100 000	01/29/2019
				Totals for Medford Area Public School Di	479,366.81		
155796	01/31/2019	Nicolet National Bank	0 01/31/19PR	FICA/MCA REMITTANCE	62,839.45-	10 A 000 000 711100 000	01/31/2019
155796	01/31/2019	Nicolet National Bank	0 01/31/19PR	FICA/MCA REMITTANCE	62,839.68	10 L 000 000 811611 000	01/31/2019
155796	01/31/2019	Nicolet National Bank	0 01/31/19PR	FICA/MCA REMITTANCE	0.23-	10 E 100 220 110000 000	01/31/2019
155796	01/31/2019	Nicolet National Bank	0 01/31/19PR	FICA/MCA REMITTANCE	19,927.02-	27 A 000 000 711100 000	01/31/2019
155796	01/31/2019	Nicolet National Bank	0 01/31/19PR	FICA/MCA REMITTANCE	19,927.02	27 L 000 000 811611 000	01/31/2019
155796	01/31/2019	Nicolet National Bank	0 01/31/19PR	FICA/MCA REMITTANCE	907.38-	50 A 000 000 711100 000	01/31/2019
155796	01/31/2019	Nicolet National Bank	0 01/31/19PR	FICA/MCA REMITTANCE	907.38	50 L 000 000 811611 000	01/31/2019
155796	01/31/2019	Nicolet National Bank	0 01/31/19PR	FICA/MCA REMITTANCE	214.02-	80 A 000 000 711100 000	01/31/2019
155796	01/31/2019	Nicolet National Bank	0 01/31/19PR	FICA/MCA REMITTANCE	214.02	80 L 000 000 811611 000	01/31/2019
155796	01/31/2019	Nicolet National Bank	0 01/31/19PR	FICA/MCA REMITTANCE	11,322.74-	99 A 000 000 711100 000	01/31/2019
155796	01/31/2019	Nicolet National Bank	0 01/31/19PR	FICA/MCA REMITTANCE	11,322.74	99 L 000 000 811611 000	01/31/2019
155796	01/31/2019	Nicolet National Bank	0 01/31/19PR.	FEDERAL WITHHOLDING	31,650.08-	10 A 000 000 711100 000	01/31/2019
155796	01/31/2019	Nicolet National Bank	0 01/31/19PR.	FEDERAL WITHHOLDING	31,650.08	10 L 000 000 811612 000	01/31/2019
155796	01/31/2019	Nicolet National Bank	0 01/31/19PR.	FEDERAL WITHHOLDING	8,746.07-	27 A 000 000 711100 000	01/31/2019
155796	01/31/2019	Nicolet National Bank	0 01/31/19PR.	FEDERAL WITHHOLDING	8,746.07	27 L 000 000 811612 000	01/31/2019
155796	01/31/2019	Nicolet National Bank	0 01/31/19PR.	FEDERAL WITHHOLDING	477.01-	50 A 000 000 711100 000	01/31/2019
155796	01/31/2019	Nicolet National Bank	0 01/31/19PR.	FEDERAL WITHHOLDING	477.01	50 L 000 000 811612 000	01/31/2019
155796	01/31/2019	Nicolet National Bank	0 01/31/19PR.	FEDERAL WITHHOLDING	134.67-	80 A 000 000 711100 000	01/31/2019
155796	01/31/2019	Nicolet National Bank	0 01/31/19PR.	FEDERAL WITHHOLDING	134.67	80 L 000 000 811612 000	01/31/2019
155796	01/31/2019	Nicolet National Bank	0 01/31/19PR.	FEDERAL WITHHOLDING	5,054.27-	99 A 000 000 711100 000	01/31/2019
155796	01/31/2019	Nicolet National Bank	0 01/31/19PR.	FEDERAL WITHHOLDING	5,054.27	99 L 000 000 811612 000	01/31/2019
155796	01/31/2019	Nicolet National Bank	0 01/31/19PR..	STATE WITHHOLDING	18,221.70-	10 A 000 000 711100 000	01/31/2019
155796	01/31/2019	Nicolet National Bank	0 01/31/19PR..	STATE WITHHOLDING	18,221.70	10 L 000 000 811613 000	01/31/2019
155796	01/31/2019	Nicolet National Bank	0 01/31/19PR..	STATE WITHHOLDING	5,036.49-	27 A 000 000 711100 000	01/31/2019
155796	01/31/2019	Nicolet National Bank	0 01/31/19PR..	STATE WITHHOLDING	5,036.49	27 L 000 000 811613 000	01/31/2019
155796	01/31/2019	Nicolet National Bank	0 01/31/19PR..	STATE WITHHOLDING	199.89-	50 A 000 000 711100 000	01/31/2019
155796	01/31/2019	Nicolet National Bank	0 01/31/19PR..	STATE WITHHOLDING	199.89	50 L 000 000 811613 000	01/31/2019
155796	01/31/2019	Nicolet National Bank	0 01/31/19PR..	STATE WITHHOLDING	32.39-	80 A 000 000 711100 000	01/31/2019
155796	01/31/2019	Nicolet National Bank	0 01/31/19PR..	STATE WITHHOLDING	32.39	80 L 000 000 811613 000	01/31/2019

CHECK #	CHECK DATE	VENDOR	PO INVOICE #	DESCRIPTION	CHECK AMOUNT	ACCOUNT				POST DATE
						NUMBER	NUMBER	NUMBER	NUMBER	
155796	01/31/2019	Nicolet National Bank	0 01/31/19PR..	STATE WITHHOLDING	3,357.60-	99	A	000 000	711100 000	01/31/2019
155796	01/31/2019	Nicolet National Bank	0 01/31/19PR..	STATE WITHHOLDING	3,357.60	99	L	000 000	811613 000	01/31/2019
155796	01/31/2019	Nicolet National Bank	0 01/31/19PR...	WI DEPT OF REV/GARNISHMENT	416.25-	10	A	000 000	711100 000	01/31/2019
155796	01/31/2019	Nicolet National Bank	0 01/31/19PR...	WI DEPT OF REV/GARNISHMENT	416.25	10	L	000 000	811680 000	01/31/2019
155796	01/31/2019	Nicolet National Bank	0 01/31/19PR....	FLEXIBLE SPENDING	2,211.37-	10	A	000 000	711100 000	01/31/2019
155796	01/31/2019	Nicolet National Bank	0 01/31/19PR....	FLEXIBLE SPENDING	2,211.37	10	L	000 000	811691 000	01/31/2019
155796	01/31/2019	Nicolet National Bank	0 01/31/19PR....	FLEXIBLE SPENDING	693.04-	27	A	000 000	711100 000	01/31/2019
155796	01/31/2019	Nicolet National Bank	0 01/31/19PR....	FLEXIBLE SPENDING	693.04	27	L	000 000	811691 000	01/31/2019
155796	01/31/2019	Nicolet National Bank	0 01/31/19PR....	FLEXIBLE SPENDING	438.33-	99	A	000 000	711100 000	01/31/2019
155796	01/31/2019	Nicolet National Bank	0 01/31/19PR....	FLEXIBLE SPENDING	438.33	99	L	000 000	811691 000	01/31/2019
155796	01/31/2019	Nicolet National Bank	0 01/31/19PR.....	TRUST ADVANTAGE	503.88-	10	A	000 000	711100 000	01/31/2019
155796	01/31/2019	Nicolet National Bank	0 01/31/19PR.....	TRUST ADVANTAGE	229.16-	27	A	000 000	711100 000	01/31/2019
155796	01/31/2019	Nicolet National Bank	0 01/31/19PR.....	TRUST ADVANTAGE	2.44-	99	A	000 000	711100 000	01/31/2019
155796	01/31/2019	Nicolet National Bank	0 01/31/19PR.....	TRUST ADVANTAGE	503.88	10	L	000 000	811660 000	01/31/2019
155796	01/31/2019	Nicolet National Bank	0 01/31/19PR.....	TRUST ADVANTAGE	229.16	27	L	000 000	811660 000	01/31/2019
155796	01/31/2019	Nicolet National Bank	0 01/31/19PR.....	TRUST ADVANTAGE	2.44	99	L	000 000	811660 000	01/31/2019
155796	01/31/2019	Nicolet National Bank	0 01/31/19PR.....	AMERICAN FUNDS	2,753.32-	10	A	000 000	711100 000	01/31/2019
155796	01/31/2019	Nicolet National Bank	0 01/31/19PR.....	AMERICAN FUNDS	2,753.32	10	L	000 000	811670 000	01/31/2019
155796	01/31/2019	Nicolet National Bank	0 01/31/19PR.....	AMERICAN FUNDS	170.00-	99	A	000 000	711100 000	01/31/2019
155796	01/31/2019	Nicolet National Bank	0 01/31/19PR.....	AMERICAN FUNDS	170.00	99	L	000 000	811670 000	01/31/2019
155796	01/31/2019	Nicolet National Bank	0 01/31/19PR.....	MASS MUTUAL	2,298.00-	10	A	000 000	711100 000	01/31/2019
155796	01/31/2019	Nicolet National Bank	0 01/31/19PR.....	MASS MUTUAL	2,298.00	10	L	000 000	811670 000	01/31/2019
155796	01/31/2019	Nicolet National Bank	0 01/31/19PR.....	MASS MUTUAL	10.00-	27	A	000 000	711100 000	01/31/2019
155796	01/31/2019	Nicolet National Bank	0 01/31/19PR.....	MASS MUTUAL	10.00	27	L	000 000	811670 000	01/31/2019
155796	01/31/2019	Nicolet National Bank	0 01/31/19PR.....	MASS MUTUAL	367.88-	99	A	000 000	711100 000	01/31/2019
155796	01/31/2019	Nicolet National Bank	0 01/31/19PR.....	MASS MUTUAL	367.88	99	L	000 000	811670 000	01/31/2019
155796	01/31/2019	Nicolet National Bank	0 01/31/19PR.....	WRS - JANUARY	16,919.17-	10	A	000 000	711100 000	01/31/2019
155796	01/31/2019	Nicolet National Bank	0 01/31/19PR.....	WRS - JANUARY	16,919.22	10	L	000 000	811622 000	01/31/2019
155796	01/31/2019	Nicolet National Bank	0 01/31/19PR.....	WRS - JANUARY	0.05-	10	E	100 211	110000 000	01/31/2019
155796	01/31/2019	Nicolet National Bank	0 01/31/19PR.....	WRS - JANUARY	9,033.92-	27	A	000 000	711100 000	01/31/2019
155796	01/31/2019	Nicolet National Bank	0 01/31/19PR.....	WRS - JANUARY	9,033.92	27	L	000 000	811622 000	01/31/2019
155796	01/31/2019	Nicolet National Bank	0 01/31/19PR.....	WRS - JANUARY	1,470.42-	50	A	000 000	711100 000	01/31/2019
155796	01/31/2019	Nicolet National Bank	0 01/31/19PR.....	WRS - JANUARY	1,470.42	50	L	000 000	811622 000	01/31/2019
155796	01/31/2019	Nicolet National Bank	0 01/31/19PR.....	WRS - JANUARY	2,101.16-	99	A	000 000	711100 000	01/31/2019
155796	01/31/2019	Nicolet National Bank	0 01/31/19PR.....	WRS - JANUARY	2,101.16	99	L	000 000	811622 000	01/31/2019
155796	01/31/2019	Nicolet National Bank	0 01/31/19PR.....	WTRS - JANUARY	88,017.60-	10	A	000 000	711100 000	01/31/2019
155796	01/31/2019	Nicolet National Bank	0 01/31/19PR.....	WTRS - JANUARY	88,017.16	10	L	000 000	811621 000	01/31/2019
155796	01/31/2019	Nicolet National Bank	0 01/31/19PR.....	WTRS - JANUARY	0.44	10	E	100 211	110000 000	01/31/2019
155796	01/31/2019	Nicolet National Bank	0 01/31/19PR.....	WTRS - JANUARY	24,481.90-	27	A	000 000	711100 000	01/31/2019

CHECK #	CHECK DATE	VENDOR	PO	INVOICE #	DESCRIPTION	CHECK AMOUNT	ACCOUNT				POST DATE
							NUMBER	NUMBER			
155796	01/31/2019	Nicolet National Bank	0	01/31/19PR.....	WTRS - JANUARY	24,481.90	27	L	000 000 811621 000	01/31/2019	
155796	01/31/2019	Nicolet National Bank	0	01/31/19PR.....	WTRS - JANUARY	126.06	80	A	000 000 711100 000	01/31/2019	
155796	01/31/2019	Nicolet National Bank	0	01/31/19PR.....	WTRS - JANUARY	126.06	80	L	000 000 811621 000	01/31/2019	
155796	01/31/2019	Nicolet National Bank	0	01/31/19PR.....	WTRS - JANUARY	17,976.36	99	A	000 000 711100 000	01/31/2019	
155796	01/31/2019	Nicolet National Bank	0	01/31/19PR.....	WTRS - JANUARY	17,976.36	99	L	000 000 811621 000	01/31/2019	
Totals for Nicolet National Bank						0.00					
155797	01/31/2019	Delta Dental of Wisconsin	0	01/31/19PR	DENTAL - FEBRUARY	18,284.67	10	L	000 000 811632 000	01/31/2019	
155797	01/31/2019	Delta Dental of Wisconsin	0	01/31/19PR	DENTAL - FEBRUARY	7,639.20	27	L	000 000 811632 000	01/31/2019	
155797	01/31/2019	Delta Dental of Wisconsin	0	01/31/19PR	DENTAL - FEBRUARY	399.68	50	L	000 000 811632 000	01/31/2019	
155797	01/31/2019	Delta Dental of Wisconsin	0	01/31/19PR	DENTAL - FEBRUARY	3,449.05	99	L	000 000 811632 000	01/31/2019	
Totals for Delta Dental of Wisconsin						29,772.60					
155798	01/31/2019	Kansas City Life Insurance Co	0	01/31/19PR	LTD - FEBRUARY	2,638.45	10	L	000 000 811633 000	01/31/2019	
155798	01/31/2019	Kansas City Life Insurance Co	0	01/31/19PR	LTD - FEBRUARY	875.20	27	L	000 000 811633 000	01/31/2019	
155798	01/31/2019	Kansas City Life Insurance Co	0	01/31/19PR	LTD - FEBRUARY	42.02	50	L	000 000 811633 000	01/31/2019	
155798	01/31/2019	Kansas City Life Insurance Co	0	01/31/19PR	LTD - FEBRUARY	518.84	99	L	000 000 811633 000	01/31/2019	
Totals for Kansas City Life Insurance Co						4,074.51					
155799	01/31/2019	Security Health Plan	0	01/31/19PR	HEALTH - FEBRUARY	239,568.46	10	L	000 000 811631 000	01/31/2019	
155799	01/31/2019	Security Health Plan	0	01/31/19PR	HEALTH - FEBRUARY	91,086.98	27	L	000 000 811631 000	01/31/2019	
155799	01/31/2019	Security Health Plan	0	01/31/19PR	HEALTH - FEBRUARY	5,783.88	50	L	000 000 811631 000	01/31/2019	
155799	01/31/2019	Security Health Plan	0	01/31/19PR	HEALTH - FEBRUARY	36,228.12	99	L	000 000 811631 000	01/31/2019	
Totals for Security Health Plan						372,667.44					
155800	01/31/2019	Thrivent Financial/Lutherans	0	01/31/19PR	ACCT #000192600-001	950.00	10	L	000 000 811670 000	01/31/2019	
Totals for Thrivent Financial/Lutherans						950.00					
155801	01/31/2019	Thrivent Mutual Funds	0	01/31/19PR	GROUP #73190820	970.00	10	L	000 000 811670 000	01/31/2019	
155801	01/31/2019	Thrivent Mutual Funds	0	01/31/19PR	GROUP #73190820	530.00	99	L	000 000 811670 000	01/31/2019	
Totals for Thrivent Mutual Funds						1,500.00					
155802	01/31/2019	AXA Equitable	0	01/31/19PR	UNIT #008365-001	700.00	10	L	000 000 811670 000	01/31/2019	
Totals for AXA Equitable						700.00					
155803	01/31/2019	WEA MEMBER BENEFITS	0	01/31/19PR	UNIT #0051	4,392.00	10	L	000 000 811670 000	01/31/2019	
155803	01/31/2019	WEA MEMBER BENEFITS	0	01/31/19PR	UNIT #0051	400.00	27	L	000 000 811670 000	01/31/2019	
155803	01/31/2019	WEA MEMBER BENEFITS	0	01/31/19PR	UNIT #0051	28.00	99	L	000 000 811670 000	01/31/2019	
155803	01/31/2019	WEA MEMBER BENEFITS	0	01/31/19PR.	UNIT #0051 ROTH TSA	2,177.00	10	L	000 000 811670 000	01/31/2019	
155803	01/31/2019	WEA MEMBER BENEFITS	0	01/31/19PR.	UNIT #0051 ROTH TSA	200.00	27	L	000 000 811670 000	01/31/2019	
155803	01/31/2019	WEA MEMBER BENEFITS	0	01/31/19PR.	UNIT #0051 ROTH TSA	903.00	99	L	000 000 811670 000	01/31/2019	
Totals for WEA MEMBER BENEFITS						8,100.00					
155804	01/31/2019	Wells Fargo Bank, NA	0	01/31/19PR	98971-01 WDC 457 PLAN	1,843.00	10	L	000 000 811670 000	01/31/2019	
155804	01/31/2019	Wells Fargo Bank, NA	0	01/31/19PR	98971-01 WDC 457 PLAN	50.00	27	L	000 000 811670 000	01/31/2019	
155804	01/31/2019	Wells Fargo Bank, NA	0	01/31/19PR	98971-01 WDC 457 PLAN	3.00	99	L	000 000 811670 000	01/31/2019	
Totals for Wells Fargo Bank, NA						1,896.00					

CHECK #	CHECK DATE	VENDOR	PO INVOICE #	DESCRIPTION	CHECK AMOUNT	ACCOUNT	POST DATE
			NUMBER			NUMBER	
155805	01/31/2019	US Department of Education	0 01/31/19PR	GARNISHMENT	233.55	10 L 000 000 811680 000	01/31/2019
				Totals for US Department of Education	233.55		
155806	01/31/2019	WI SCTF	0 01/31/19PR	CHILD SUPPORT	286.00	10 L 000 000 811680 000	01/31/2019
155806	01/31/2019	WI SCTF	0 01/31/19PR.	CHILD SUPPORT	73.00	10 L 000 000 811680 000	01/31/2019
155806	01/31/2019	WI SCTF	0 01/31/19PR..	CHILD SUPPORT	200.00	10 L 000 000 811680 000	01/31/2019
				Totals for WI SCTF	559.00		
155807	02/01/2019	Coker, William	0 2/2/19	GNC WRESTLING	220.00	10 E 400 310 162000 959	02/01/2019
				Totals for Coker, William	220.00		
155808	02/01/2019	Fix, Wendy	0 2/1/19	GNC BOYS SWIM	180.00	10 E 400 310 162000 958	02/01/2019
				Totals for Fix, Wendy	180.00		
155809	02/01/2019	Lobner, Russell	0 2/2/19	GNC WRESTLING	250.00	10 E 400 310 162000 959	02/01/2019
				Totals for Lobner, Russell	250.00		
155810	02/01/2019	Makovsky, Stacy	0 MEMORIAL	SHAWN LANG	35.00	10 E 800 411 231000 000	02/01/2019
				Totals for Makovsky, Stacy	35.00		
155811	02/01/2019	Vanderwyst, Chad	0 2/2/19	GNC WRESTLING	220.00	10 E 400 310 162000 959	02/01/2019
				Totals for Vanderwyst, Chad	220.00		
155812	02/01/2019	Wagner, Mindy	0 2/1/19	GNC BOYS SWIM	150.00	10 E 400 310 162000 958	02/01/2019
				Totals for Wagner, Mindy	150.00		
155813	02/01/2019	WJOA - C/O WJOA TREAS. TOMMY F	0 101	WJOA CONFERENCE REGISTRATION	75.00	10 E 101 310 254000 699	02/01/2019
				Totals for WJOA - C/O WJOA TREAS. TOMMY	75.00		
155814	02/01/2019	Blank, Sammy Jo	0 CHELSEA CONSERV	SCHOLARSHIP	500.00	72 E 800 991 420000 000	02/01/2019
155814	02/01/2019	Blank, Sammy Jo	0 COMMERCIAL RECY	SCHOLARSHIP	500.00	72 E 800 991 420000 000	02/01/2019
155814	02/01/2019	Blank, Sammy Jo	0 TAYLOR CO SPORT	SCHOLARSHIP	750.00	72 E 800 991 420000 000	02/01/2019
				Totals for Blank, Sammy Jo	1,750.00		
155815	02/01/2019	Brunner, Lainey	0 BRIAN KULAS MEM	SCHOLARSHIP	500.00	72 E 800 991 420000 000	02/01/2019
155815	02/01/2019	Brunner, Lainey	0 BRINEY ETHICAL	SCHOLARSHIP	150.00	72 E 800 991 420000 000	02/01/2019
155815	02/01/2019	Brunner, Lainey	0 DEREK SMITH MEM	SCHOLARSHIP	250.00	72 E 800 991 420000 000	02/01/2019
155815	02/01/2019	Brunner, Lainey	0 JACK GOODMAN ME	SCHOLARSHIP	500.00	72 E 800 991 420000 000	02/01/2019
155815	02/01/2019	Brunner, Lainey	0 MEDFORD TEACHER	SCHOLARSHIP	425.00	72 E 800 991 420000 000	02/01/2019
155815	02/01/2019	Brunner, Lainey	0 STUDENT COUNCIL	SCHOLARSHIP	500.00	72 E 800 991 420000 000	02/01/2019
155815	02/01/2019	Brunner, Lainey	0 WHITTLESEY LION	SCHOLARSHIP	300.00	72 E 800 991 420000 000	02/01/2019
				Totals for Brunner, Lainey	2,625.00		
155816	02/01/2019	Dassow, Hannah	0 MARATHON CHEESE	SCHOLARSHIP	2,000.00	72 E 800 991 420000 000	02/01/2019
155816	02/01/2019	Dassow, Hannah	0 MASH ALUMNI	SCHOLARSHIP	750.00	72 E 800 991 420000 000	02/01/2019
				Totals for Dassow, Hannah	2,750.00		
155817	02/01/2019	Engel, Larissa	0 ART CLUB	SCHOLARSHIP	300.00	72 E 800 991 420000 000	02/01/2019
				Totals for Engel, Larissa	300.00		
155818	02/01/2019	Kraemer, Trevor	0 EUGENE&CAROL QU	FOUNDATION	887.55	72 E 800 991 420000 000	02/01/2019
				Totals for Kraemer, Trevor	887.55		



CHECK #	CHECK DATE	VENDOR	PO INVOICE #	DESCRIPTION	CHECK AMOUNT	ACCOUNT	POST DATE
			NUMBER			NUMBER	
155819	02/01/2019	Krueger, Kelsey	0	TAYLOR CO TAVER	SCHOLARSHIP	200.00 72 E 800 991 420000 000	02/01/2019
				Totals for Krueger, Kelsey	200.00		
155820	02/01/2019	Messman, Trentin	0	DEREK SMITH MEM	SCHOLARSHIP	250.00 72 E 800 991 420000 000	02/01/2019
155820	02/01/2019	Messman, Trentin	0	RUMBLEFEST	SCHOLARSHIP	1,000.00 72 E 800 991 420000 000	02/01/2019
				Totals for Messman, Trentin	1,250.00		
155821	02/01/2019	O'Toole, Amanda	0	C. JACKSON MEMO	SCHOLARSHIP	1,000.00 72 E 800 991 420000 000	02/01/2019
				Totals for O'Toole, Amanda	1,000.00		
155822	02/01/2019	Rausch, Kayla	0	EUGENE&CAROL QU	FOUNDATION	887.55 72 E 800 991 420000 000	02/01/2019
155822	02/01/2019	Rausch, Kayla	0	MEDFORD MRNING	SCHOLARSHIP	500.00 72 E 800 991 420000 000	02/01/2019
				Totals for Rausch, Kayla	1,387.55		
155823	02/01/2019	Sackmann, Noah	0	DARLEEN&KEN HAL	MEMORIAL	1,000.00 72 E 800 991 420000 000	02/01/2019
155823	02/01/2019	Sackmann, Noah	0	KNIGHTS OF COLU	SCHOLARSHIP	250.00 72 E 800 991 420000 000	02/01/2019
155823	02/01/2019	Sackmann, Noah	0	MARATHON CHEESE	SCHOLARSHIP	2,000.00 72 E 800 991 420000 000	02/01/2019
				Totals for Sackmann, Noah	3,250.00		
155824	02/01/2019	USPS - MEDFORD	0	BULK MAILING	YEARBOOK GRAD ADS	27.44 10 E 800 353 260000 000	02/01/2019
				Totals for USPS - MEDFORD	27.44		
155825	02/01/2019	Weber, Tara	0	KNIGHTS OF COLU	SCHOLARSHIP	100.00 72 E 800 991 420000 000	02/01/2019
				Totals for Weber, Tara	100.00		
155826	02/01/2019	Strebig, Monica	0	REIMBURSE	FOOD SERVICE ACCOUNT	26.20 50 A 000 000 816900 000	02/01/2019
				Totals for Strebig, Monica	26.20		
155827	02/01/2019	Taylor County Health Dept	0	6555	1 HEPB IMMUNIZATION	44.00 10 E 800 320 260000 000	02/01/2019
				Totals for Taylor County Health Dept	44.00		
155828	02/05/2019	Gagnon, Justin	0	2/5/19	BOYS HOCKEY VS BARRON	120.00 10 E 400 310 162000 961	02/05/2019
155828	02/05/2019	Gagnon, Justin	0	2/5/19	BOYS HOCKEY VS BARRON	120.00- 10 E 400 310 162000 961	02/05/2019
				Totals for Gagnon, Justin	0.00		
155829	02/05/2019	Medford Area Chamber Of Commer	0	GIFT CERTIFICAT	TEACHER INSERVICE	1,000.00 10 E 800 411 221300 000	02/05/2019
				Totals for Medford Area Chamber Of Comme	1,000.00		
155830	02/05/2019	Schroder, Bryan	0	2/5/19	BOYS HOCKEY VS BARRON	90.00 10 E 400 310 162000 961	02/05/2019
155830	02/05/2019	Schroder, Bryan	0	2/5/19	BOYS HOCKEY VS BARRON	90.00- 10 E 400 310 162000 961	02/05/2019
				Totals for Schroder, Bryan	0.00		
155831	02/05/2019	Wendorf, William	0	2/5/19	BOYS HOCKEY VS BARRON	90.00 10 E 400 310 162000 961	02/05/2019
155831	02/05/2019	Wendorf, William	0	2/5/19	BOYS HOCKEY VS BARRON	90.00- 10 E 400 310 162000 961	02/05/2019
				Totals for Wendorf, William	0.00		
155832	02/06/2019	Equal Right Division	0	JANUARY	CHILD LABOR PERMITS	37.50 21 E 400 310 240000 497	02/06/2019
				Totals for Equal Right Division	37.50		
155833	02/06/2019	Great Lakes Weather Svc LLC	0	11911	PHONE FORECASTS: 1/7, 1/14, 1/21, 1/27	119.80 10 E 800 310 232000 000	02/06/2019
				Totals for Great Lakes Weather Svc LLC	119.80		
155834	02/06/2019	Manpower	0	4035	MAMS WRESTLING	59.85 80 E 200 310 393000 959	02/06/2019

CHECK #	CHECK DATE	VENDOR	PO INVOICE #	DESCRIPTION	CHECK AMOUNT	ACCOUNT	POST DATE
			NUMBER			NUMBER	
155834	02/06/2019	Manpower	0 4036	MAMS GBB	46.55	80 E 200 310 393000 956	02/06/2019
155834	02/06/2019	Manpower	0 4037	MASH FITNESS CENTER	76.96	80 E 400 310 230000 000	02/06/2019
155834	02/06/2019	Manpower	0 4038	CLC STAFF	463.79	80 E 800 310 240000 740	02/06/2019
155834	02/06/2019	Manpower	0 4208	CLC STAFF	277.79	80 E 800 310 240000 740	02/06/2019
				Totals for Manpower	924.94		
155835	02/06/2019	Merrill Wrestling Club	0 003	RENTAL OF CLOCKS-WRESTLING TOURNAMENT	100.00	10 E 400 571 162000 959	02/06/2019
				Totals for Merrill Wrestling Club	100.00		
155836	02/06/2019	Mid-Wisconsin Beverage Inc	0 2576394	MASH/WT ROOM	271.00	21 E 400 411 240000 494	02/06/2019
				Totals for Mid-Wisconsin Beverage Inc	271.00		
155837	02/06/2019	WI FFA	0 542517	STATE/NATL DUES - #W10150	775.00	21 E 400 940 240000 444	02/06/2019
				Totals for WI FFA	775.00		
155838	02/06/2019	Wisconsin Bus Sales	0 06BP30139	RADIO/PA KIT-2020 BUS	204.58	27 E 800 411 256251 011	02/06/2019
				Totals for Wisconsin Bus Sales	204.58		
155839	02/06/2019	WI DECA	0 01165201	STATE CONFERENCE--HOTEL/REGISTRATION	900.00	10 E 400 342 132000 000	02/06/2019
155839	02/06/2019	WI DECA	0 01165201	STATE CONFERENCE--HOTEL/REGISTRATION	600.00	10 E 400 940 132000 000	02/06/2019
				Totals for WI DECA	1,500.00		
155840	02/06/2019	WI School Music Assn	0 134924	MAMS S/E BAND/CHOIR	73.95	10 E 200 940 125400 000	02/06/2019
155840	02/06/2019	WI School Music Assn	0 134924	MAMS S/E BAND/CHOIR	54.95	10 E 200 940 125500 000	02/06/2019
				Totals for WI School Music Assn	128.90		
155841	02/07/2019	Pirate Archery Club	0 3D-L-WI-1199814	GILMAN NASP 3D TOURNAMENT	180.00	21 E 100 940 240000 090	02/07/2019
155841	02/07/2019	Pirate Archery Club	0 BE-L-WI-1196393	GILMAN ARCHERY TOURNAMENT	1,530.00	21 E 100 940 240000 090	02/07/2019
				Totals for Pirate Archery Club	1,710.00		
155842	02/07/2019	Unemployment Insurance	0 000009373292	JANUARY	1,226.39	10 E 800 730 270000 000	02/07/2019
				Totals for Unemployment Insurance	1,226.39		
155843	02/07/2019	UPS Supply Chain Solutions, In	0 1298773873	MASH SCIENCE SHIPMENT	98.94	10 E 400 353 126000 000	02/07/2019
				Totals for UPS Supply Chain Solutions, I	98.94		
155844	02/08/2019	Baalke, Beth	0 2/8/19	GBB VS RHINELANDER	120.00	10 E 400 310 162000 956	02/08/2019
				Totals for Baalke, Beth	120.00		
155845	02/08/2019	Dickinsen, John II	0 2/8/19	GBB VS RHINELANDER	120.00	10 E 400 310 162000 956	02/08/2019
				Totals for Dickinsen, John II	120.00		
155846	02/08/2019	Scheunemann, Adam	0 2/8/19	GBB VS RHINELANDER	120.00	10 E 400 310 162000 956	02/08/2019
				Totals for Scheunemann, Adam	120.00		
155847	02/11/2019	Baur, Don	0 2/11/19	GIRLS HOCKEY VS NORTHLAND PINES	120.00	10 E 400 310 162000 960	02/11/2019
				Totals for Baur, Don	120.00		
155848	02/11/2019	Bushman, Timothy	0 2/11/19	GBB VS MOSINEE	120.00	10 E 400 310 162000 956	02/11/2019
				Totals for Bushman, Timothy	120.00		

CHECK #	CHECK DATE	VENDOR	PO INVOICE #	DESCRIPTION	CHECK AMOUNT	ACCOUNT	POST DATE
			NUMBER			NUMBER	
155849	02/11/2019	Probst, Trevor	0 2/11/19	GBB VS MOSINEE	120.00	10 E 400 310 162000 956	02/11/2019
				Totals for Probst, Trevor	120.00		
155850	02/11/2019	Schoenfeldt, Todd	0 2/11/19	GIRLS HOCKEY VS NORTHLAND PINES	120.00	10 E 400 310 162000 960	02/11/2019
				Totals for Schoenfeldt, Todd	120.00		
155851	02/11/2019	Schroder, Bryan	0 2/11/19	GIRLS HOCKEY VS NORTHLAND PINES	90.00	10 E 400 310 162000 960	02/11/2019
				Totals for Schroder, Bryan	90.00		
155852	02/11/2019	Weir, David	0 2/11/19	GBB VS MOSINEE	120.00	10 E 400 310 162000 956	02/11/2019
				Totals for Weir, David	120.00		
155853	02/12/2019	AT&T	0 3508365405	831-000-7980-645 - DECEMBER	1,052.03	10 E 800 358 260000 000	02/12/2019
				Totals for AT&T	1,052.03		
155854	02/12/2019	Cadott Archery	0 BEL-L-WI-119707	ANNUAL ARCHERY TOURNAMENT	210.00	21 E 100 940 240000 090	02/12/2019
				Totals for Cadott Archery	210.00		
155855	02/12/2019	Clara R. McKenna Aquatic Cente	0 101274	RVA FIELD TRIP	35.00	99 E 800 940 110000 360	02/12/2019
155855	02/12/2019	Clara R. McKenna Aquatic Cente	0 101275	RVA FIELD TRIP	39.00	99 E 800 940 110000 360	02/12/2019
155855	02/12/2019	Clara R. McKenna Aquatic Cente	0 101276	RVA FIELD TRIP	3.00	99 E 800 940 110000 360	02/12/2019
				Totals for Clara R. McKenna Aquatic Cent	77.00		
155856	02/12/2019	EMC Insurance Companies	0 D-95170151	2X35117 - COMMERCIAL AUDIT	12,448.00	10 E 800 711 270000 000	02/12/2019
				Totals for EMC Insurance Companies	12,448.00		
155857	02/12/2019	Kwik Trip	0 00239281	FUEL/IN-STORE PURCHASE	122.89	10 E 400 411 131000 000	02/12/2019
155857	02/12/2019	Kwik Trip	0 00239281	FUEL/IN-STORE PURCHASE	70.75	10 E 800 348 253000 000	02/12/2019
				Totals for Kwik Trip	193.64		
155858	02/12/2019	Mejia, Michelle	0 1/21-2/5/19	ELL TUTOR	1,408.00	10 E 800 310 171000 000	02/12/2019
				Totals for Mejia, Michelle	1,408.00		
155859	02/12/2019	MEP Solutions, LLC	0 1415	DECEMBER	550.00	10 E 800 331 253000 000	02/12/2019
				Totals for MEP Solutions, LLC	550.00		
155860	02/12/2019	Scholastic Book Clubs	0 0982957698	AMBER FETTES	62.00	27 E 800 411 152000 347	02/12/2019
				Totals for Scholastic Book Clubs	62.00		
155861	02/12/2019	Taylor Electric Cooperative	0 75601	SCHOOL FOREST: JANUARY	93.49	10 E 800 336 253000 000	02/12/2019
				Totals for Taylor Electric Cooperative	93.49		
155862	02/12/2019	Verizon Wireless	0 9823070801	582944984-00001: 1/27-2/26/19	311.25	10 E 800 355 260000 000	02/12/2019
155862	02/12/2019	Verizon Wireless	0 9823070801	582944984-00001: 1/27-2/26/19	192.05	99 E 800 355 221200 360	02/12/2019
				Totals for Verizon Wireless	503.30		
155863	02/12/2019	Xcel Energy	0 52-6418442-5	SES ELECTRICITY: 12/26/18-1/28/19	1,717.43	10 E 800 336 253000 000	02/12/2019
				Totals for Xcel Energy	1,717.43		
155864	02/13/2019	Ashbeck, Allen	0 2/13/19	BBB VS RHINELANDER	90.00	10 E 400 310 162000 957	02/13/2019
				Totals for Ashbeck, Allen	90.00		
155865	02/13/2019	Derfus, Mark	0 2/13/19	BBB VS RHINELANDER	90.00	10 E 400 310 162000 957	02/13/2019
				Totals for Derfus, Mark	90.00		
155866	02/13/2019	Klein, Michael	0 2/13/19	BBB VS RHINELANDER	90.00	10 E 400 310 162000 957	02/13/2019

CHECK #	CHECK DATE	VENDOR	PO INVOICE #	DESCRIPTION	CHECK AMOUNT	ACCOUNT	POST DATE
			NUMBER			NUMBER	
Totals for Klein, Michael					90.00		
155867	02/15/2019	Abegglen, Amy	0 1/3/19	BOYS SWIM VS RHINELANDER	15.00	10 E 400 310 162000 958	02/15/2019
155867	02/15/2019	Abegglen, Amy	0 1/30/19	BOYS SWIM VS LAKE LAND	15.00	10 E 400 310 162000 958	02/15/2019
155867	02/15/2019	Abegglen, Amy	0 2/1/19	GNC BOYS SWIM	15.00	10 E 400 310 162000 958	02/15/2019
Totals for Abegglen, Amy					45.00		
155868	02/15/2019	Bergman, Shari	0 1/10/19	BOYS SWIM VS LAKE LAND	50.00	10 E 400 310 162000 958	02/15/2019
155868	02/15/2019	Bergman, Shari	0 1/24/19	BOYS SWIM VS TOMAHAWK	50.00	10 E 400 310 162000 958	02/15/2019
155868	02/15/2019	Bergman, Shari	0 1/3/19	BOYS SWIM VS RHINELANDER	50.00	10 E 400 310 162000 958	02/15/2019
155868	02/15/2019	Bergman, Shari	0 11/27/18	BOYS SWIM VS SHAWANO	50.00	10 E 400 310 162000 958	02/15/2019
155868	02/15/2019	Bergman, Shari	0 12/11/18	BOYS SWIM VS ANTIGO	50.00	10 E 400 310 162000 958	02/15/2019
155868	02/15/2019	Bergman, Shari	0 2/1/19	GNC BOYS SWIM	50.00	10 E 400 310 162000 958	02/15/2019
Totals for Bergman, Shari					300.00		
155869	02/15/2019	Brandner, Lacey	0 1/3/19	BOYS SWIM VS RHINELANDER	15.00	10 E 400 310 162000 958	02/15/2019
155869	02/15/2019	Brandner, Lacey	0 2/1/19	GNC BOYS SWIM	15.00	10 E 400 310 162000 958	02/15/2019
Totals for Brandner, Lacey					30.00		
155870	02/15/2019	Brandt, Sarah	0 1/10/19	BOYS SWIM VS LAKE LAND	15.00	10 E 400 310 162000 958	02/15/2019
155870	02/15/2019	Brandt, Sarah	0 1/3/19	BOYS SWIM VS RHINELANDER	15.00	10 E 400 310 162000 958	02/15/2019
155870	02/15/2019	Brandt, Sarah	0 2/1/19	GNC BOYS SWIM	15.00	10 E 400 310 162000 958	02/15/2019
Totals for Brandt, Sarah					45.00		
155871	02/15/2019	Brandt, Savannah	0 1/10/19	BOYS SWIM VS LAKE LAND	15.00	10 E 400 310 162000 958	02/15/2019
155871	02/15/2019	Brandt, Savannah	0 1/3/19	BOYS SWIM VS RHINELANDER	15.00	10 E 400 310 162000 958	02/15/2019
Totals for Brandt, Savannah					30.00		
155872	02/15/2019	Buskerud, Aubrey	0 1/10/19	BOYS SWIM VS LAKE LAND	15.00	10 E 400 310 162000 958	02/15/2019
155872	02/15/2019	Buskerud, Aubrey	0 1/3/19	BOYS SWIM VS RHINELANDER	15.00	10 E 400 310 162000 958	02/15/2019
155872	02/15/2019	Buskerud, Aubrey	0 2/1/19	GNC BOYS SWIM	15.00	10 E 400 310 162000 958	02/15/2019
Totals for Buskerud, Aubrey					45.00		
155873	02/15/2019	Christianson, Jason	0 1/10/19	JV BBB VS NORTHLAND PINES	50.00	10 E 400 310 162000 957	02/15/2019
155873	02/15/2019	Christianson, Jason	0 1/11/19	JV GBB VS NORTHLAND PINES	50.00	10 E 400 310 162000 956	02/15/2019
155873	02/15/2019	Christianson, Jason	0 1/15/19	JV GBB VS TOMAHAWK	50.00	10 E 400 310 162000 956	02/15/2019
155873	02/15/2019	Christianson, Jason	0 1/18/19	JV GBB VS DC EVEREST	50.00	10 E 400 310 162000 956	02/15/2019
155873	02/15/2019	Christianson, Jason	0 1/22/19	JV GBB VS ANTIGO	50.00	10 E 400 310 162000 956	02/15/2019
155873	02/15/2019	Christianson, Jason	0 1/3/19	JV GBB VS LAKE LAND	50.00	10 E 400 310 162000 956	02/15/2019
155873	02/15/2019	Christianson, Jason	0 1/4/19	JV BBB VS LAKE LAND	50.00	10 E 400 310 162000 957	02/15/2019
155873	02/15/2019	Christianson, Jason	0 2/8/19	JV2 GBB VS RHINELANDER	50.00	10 E 400 310 162000 956	02/15/2019
Totals for Christianson, Jason					400.00		
155874	02/15/2019	Church, Carson	0 1/22/19	MAMS WRESTLING CONFERENCE	30.00	80 E 200 310 393000 959	02/15/2019
Totals for Church, Carson					30.00		
155875	02/15/2019	Clausnitzer, Dawn	0 1/15/19	JV GBB VS TOMAHAWK	25.00	10 E 400 310 162000 956	02/15/2019
155875	02/15/2019	Clausnitzer, Dawn	0 1/15/19.	V GBB VS TOMAHAWK	30.00	10 E 400 310 162000 956	02/15/2019

CHECK #	CHECK DATE	VENDOR	PO INVOICE #	DESCRIPTION	CHECK AMOUNT	ACCOUNT	POST DATE
			NUMBER			NUMBER	
155875	02/15/2019	Clausnitzer, Dawn	0 1/18/19	JV GBB VS DC EVEREST	25.00	10 E 400 310 162000 956	02/15/2019
155875	02/15/2019	Clausnitzer, Dawn	0 1/18/19.	V GBB VS DC EVEREST	30.00	10 E 400 310 162000 956	02/15/2019
155875	02/15/2019	Clausnitzer, Dawn	0 1/3/19	JV2 GBB VS LAKELAND	25.00	10 E 400 310 162000 956	02/15/2019
155875	02/15/2019	Clausnitzer, Dawn	0 1/4/19	JV2 BBB VS LAKELAND	25.00	10 E 400 310 162000 957	02/15/2019
				Totals for Clausnitzer, Dawn	160.00		
155876	02/15/2019	Connelly, Shannon	0 2/1/19	GNC BOYS SWIM	15.00	10 E 400 310 162000 958	02/15/2019
				Totals for Connelly, Shannon	15.00		
155877	02/15/2019	Downey, Mckena	0 1/10/19	BOYS SWIM VS LAKELAND	30.00	10 E 400 310 162000 958	02/15/2019
155877	02/15/2019	Downey, Mckena	0 1/24/19	BOYS SWIM VS TOMAHAWK	30.00	10 E 400 310 162000 958	02/15/2019
155877	02/15/2019	Downey, Mckena	0 1/3/19	BOYS SWIM VS RHINELANDER	15.00	10 E 400 310 162000 958	02/15/2019
155877	02/15/2019	Downey, Mckena	0 2/1/19	GNC BOYS SWIM	54.00	10 E 400 310 162000 958	02/15/2019
				Totals for Downey, Mckena	129.00		
155878	02/15/2019	Englebert, Justin	0 1/22/19	MAMS WRESTLING CONFERENCE	75.00	80 E 200 310 393000 959	02/15/2019
				Totals for Englebert, Justin	75.00		
155879	02/15/2019	Gierl, Lauren	0 1/24/19	BOYS SWIM VS TOMAHAWK	15.00	10 E 400 310 162000 958	02/15/2019
				Totals for Gierl, Lauren	15.00		
155880	02/15/2019	Giese, James	0 2/2/19	GNC WRESTLING	100.00	10 E 400 310 162000 959	02/15/2019
				Totals for Giese, James	100.00		
155881	02/15/2019	Heckel, Kimberly	0 1/10/19	JV/V BBB VS NORTHLAND PINES	30.00	10 E 400 310 162000 957	02/15/2019
155881	02/15/2019	Heckel, Kimberly	0 1/22/19	JV/V GBB VS ANTIGO	30.00	10 E 400 310 162000 956	02/15/2019
				Totals for Heckel, Kimberly	60.00		
155882	02/15/2019	Heckel, Raleigh	0 1/10/19	BOYS SWIM VS LAKELAND	15.00	10 E 400 310 162000 958	02/15/2019
155882	02/15/2019	Heckel, Raleigh	0 1/24/19	BOYS SWIM VS TOMAHAWK	15.00	10 E 400 310 162000 958	02/15/2019
155882	02/15/2019	Heckel, Raleigh	0 1/3/19	BOYS SWIM VS RHINELANDER	15.00	10 E 400 310 162000 958	02/15/2019
155882	02/15/2019	Heckel, Raleigh	0 2/1/19	GNC BOYS SWIM	15.00	10 E 400 310 162000 958	02/15/2019
				Totals for Heckel, Raleigh	60.00		
155883	02/15/2019	Henrichs, Gary	0 1/10/19	JV BBB VS NORTHLAND PINES	25.00	10 E 400 310 162000 957	02/15/2019
155883	02/15/2019	Henrichs, Gary	0 1/10/19.	V BBB VS NORTHLAND PINES	30.00	10 E 400 310 162000 957	02/15/2019
155883	02/15/2019	Henrichs, Gary	0 1/11/19	JV GBB VS NORTHLAND PINES	25.00	10 E 400 310 162000 956	02/15/2019
155883	02/15/2019	Henrichs, Gary	0 1/11/19.	V GBB VS NORTHLAND PINES	30.00	10 E 400 310 162000 956	02/15/2019
155883	02/15/2019	Henrichs, Gary	0 1/22/19	JV GBB VS ANTIGO	25.00	10 E 400 310 162000 956	02/15/2019
155883	02/15/2019	Henrichs, Gary	0 1/22/19.	V GBB VS ANTIGO	30.00	10 E 400 310 162000 956	02/15/2019
155883	02/15/2019	Henrichs, Gary	0 1/3/19	JV GBB VS LAKELAND	25.00	10 E 400 310 162000 956	02/15/2019
155883	02/15/2019	Henrichs, Gary	0 1/3/19.	V GBB VS LAKELAND	30.00	10 E 400 310 162000 956	02/15/2019
155883	02/15/2019	Henrichs, Gary	0 2/8/19	JV GBB VS RHINELANDER	25.00	10 E 400 310 162000 956	02/15/2019
155883	02/15/2019	Henrichs, Gary	0 2/8/19.	V GBB VS RHINELANDER	30.00	10 E 400 310 162000 956	02/15/2019
				Totals for Henrichs, Gary	275.00		
155884	02/15/2019	Henrichs, Pat	0 1/10/19	JV BBB VS NORTHLAND PINES	50.00	10 E 400 310 162000 957	02/15/2019
155884	02/15/2019	Henrichs, Pat	0 1/10/19.	V BBB VS NORTHLAND PINES	30.00	10 E 400 310 162000 957	02/15/2019

CHECK #	CHECK DATE	VENDOR	PO INVOICE #	DESCRIPTION	CHECK AMOUNT	ACCOUNT	POST DATE
			NUMBER			NUMBER	
155884	02/15/2019	Henrichs, Pat	0 1/15/19	JV GBB VS TOMAHAWK	50.00	10 E 400 310 162000 956	02/15/2019
155884	02/15/2019	Henrichs, Pat	0 1/15/19.	V GBB VS TOMAHAWK	30.00	10 E 400 310 162000 956	02/15/2019
155884	02/15/2019	Henrichs, Pat	0 1/18/19	V GBB VS DC EVEREST	30.00	10 E 400 310 162000 956	02/15/2019
155884	02/15/2019	Henrichs, Pat	0 1/4/19	JV BBB VS LAKELAND	50.00	10 E 400 310 162000 957	02/15/2019
155884	02/15/2019	Henrichs, Pat	0 1/4/19.	V BBB VS LAKELAND	30.00	10 E 400 310 162000 957	02/15/2019
Totals for Henrichs, Pat					270.00		
155885	02/15/2019	Hupf, Angela	0 1/11/19	JV2 GBB VS MARSHFIELD	50.00	10 E 400 310 162000 956	02/15/2019
155885	02/15/2019	Hupf, Angela	0 1/17/19	G8 GBB VS MERRILL	60.00	80 E 200 310 393000 956	02/15/2019
155885	02/15/2019	Hupf, Angela	0 1/3/19	JV2 GBB VS LAKELAND	50.00	10 E 400 310 162000 956	02/15/2019
Totals for Hupf, Angela					160.00		
155886	02/15/2019	Kelley, Bryce	0 1/10/19	JV2 BBB VS NORTHLAND PINES	50.00	10 E 400 310 162000 957	02/15/2019
155886	02/15/2019	Kelley, Bryce	0 1/11/19	JV2 GBB VS MARSHFIELD	50.00	10 E 400 310 162000 956	02/15/2019
155886	02/15/2019	Kelley, Bryce	0 1/24/19	G7 GBB VS JOHN MUIR	60.00	80 E 200 310 393000 956	02/15/2019
155886	02/15/2019	Kelley, Bryce	0 2/11/19	G8 GBB VS MOSINEE	30.00	80 E 200 310 393000 956	02/15/2019
Totals for Kelley, Bryce					190.00		
155887	02/15/2019	Kelley, Rhonda	0 1/11/19	JV/V GBB VS NORTHLAND PINES	30.00	10 E 400 310 162000 956	02/15/2019
Totals for Kelley, Rhonda					30.00		
155888	02/15/2019	Lange, Johnathon	0 1/4/19	JV BBB VS LAKELAND	25.00	10 E 400 310 162000 957	02/15/2019
155888	02/15/2019	Lange, Johnathon	0 1/4/19.	V BBB VS LAKELAND	30.00	10 E 400 310 162000 957	02/15/2019
Totals for Lange, Johnathon					55.00		
155889	02/15/2019	Machon, Hannah	0 1/10/19	BOYS SWIM VS LAKELAND	15.00	10 E 400 310 162000 958	02/15/2019
155889	02/15/2019	Machon, Hannah	0 2/1/19	GNC BOYS SWIM	15.00	10 E 400 310 162000 958	02/15/2019
Totals for Machon, Hannah					30.00		
155890	02/15/2019	Mayer, Steve	0 1/14/19	MAMS OPEN GYM	30.00	80 E 200 310 240000 000	02/15/2019
155890	02/15/2019	Mayer, Steve	0 1/17/19	MAMS OPEN GYM	30.00	80 E 200 310 240000 000	02/15/2019
155890	02/15/2019	Mayer, Steve	0 1/21/19	MAMS OPEN GYM	15.00	80 E 200 310 240000 000	02/15/2019
155890	02/15/2019	Mayer, Steve	0 1/28/19	MAMS OPEN GYM	30.00	80 E 200 310 240000 000	02/15/2019
155890	02/15/2019	Mayer, Steve	0 2/11/19	MAMS OPEN GYM	30.00	80 E 200 310 240000 000	02/15/2019
Totals for Mayer, Steve					135.00		
155891	02/15/2019	Miller, Jobe	0 1/10/19	BOYS SWIM VS LAKELAND	15.00	10 E 400 310 162000 958	02/15/2019
155891	02/15/2019	Miller, Jobe	0 1/17/19	G7 GBB VS MERRILL	60.00	80 E 200 310 393000 956	02/15/2019
155891	02/15/2019	Miller, Jobe	0 1/24/19	BOYS SWIM VS TOMAHAWK	15.00	10 E 400 310 162000 958	02/15/2019
155891	02/15/2019	Miller, Jobe	0 2/1/19	GNC BOYS SWIM	15.00	10 E 400 310 162000 958	02/15/2019
155891	02/15/2019	Miller, Jobe	0 2/11/19	G7 GBB VS MOSINEE	60.00	80 E 200 310 393000 956	02/15/2019
Totals for Miller, Jobe					165.00		
155892	02/15/2019	Piller, Faith	0 1/10/19	BOYS SWIM VS LAKELAND	15.00	10 E 400 310 162000 958	02/15/2019
155892	02/15/2019	Piller, Faith	0 1/24/19	BOYS SWIM VS TOMAHAWK	15.00	10 E 400 310 162000 958	02/15/2019
155892	02/15/2019	Piller, Faith	0 1/3/19	BOYS SWIM VS RHINELANDER	15.00	10 E 400 310 162000 958	02/15/2019
155892	02/15/2019	Piller, Faith	0 2/1/19	GNC BOYS SWIM	15.00	10 E 400 310 162000 958	02/15/2019

CHECK #	CHECK DATE	VENDOR	PO INVOICE #	DESCRIPTION	CHECK AMOUNT	ACCOUNT	POST DATE
			NUMBER			NUMBER	
					Totals for Piller, Faith	60.00	
155893	02/15/2019	Piller, Kelly	0 1/10/19	BOYS SWIM VS LAKELAND	30.00	10 E 400 310 162000 958	02/15/2019
155893	02/15/2019	Piller, Kelly	0 1/24/19	BOYS SWIM VS TOMAHAWK	30.00	10 E 400 310 162000 958	02/15/2019
155893	02/15/2019	Piller, Kelly	0 2/1/19	GNC BOYS SWIM	30.00	10 E 400 310 162000 958	02/15/2019
					Totals for Piller, Kelly	90.00	
155894	02/15/2019	Poetzl, Denice	0 2/2/19	GNC WRESTLING	150.00	10 E 400 310 162000 959	02/15/2019
					Totals for Poetzl, Denice	150.00	
155895	02/15/2019	Pope, Marissa	0 1/10/19	BOYS SWIM VS LAKELAND	15.00	10 E 400 310 162000 958	02/15/2019
155895	02/15/2019	Pope, Marissa	0 1/24/19	BOYS SWIM VS TOMAHAWK	15.00	10 E 400 310 162000 958	02/15/2019
155895	02/15/2019	Pope, Marissa	0 1/3/19	BOYS SWIM VS RHINELANDER	15.00	10 E 400 310 162000 958	02/15/2019
155895	02/15/2019	Pope, Marissa	0 2/1/19	GNC BOYS SWIM	15.00	10 E 400 310 162000 958	02/15/2019
					Totals for Pope, Marissa	60.00	
155896	02/15/2019	Pope, Pierce	0 1/24/19	BOYS SWIM VS TOMAHAWK	15.00	10 E 400 310 162000 958	02/15/2019
					Totals for Pope, Pierce	15.00	
155897	02/15/2019	Razink, Kami	0 1/3/19	BOYS SWIM VS RHINELANDER	15.00	10 E 400 310 162000 958	02/15/2019
155897	02/15/2019	Razink, Kami	0 2/1/19	GNC BOYS SWIM	15.00	10 E 400 310 162000 958	02/15/2019
					Totals for Razink, Kami	30.00	
155898	02/15/2019	Sarver, Jerry	0 1/17/19	G7 GBB VS MERRILL	60.00	80 E 200 310 393000 956	02/15/2019
155898	02/15/2019	Sarver, Jerry	0 1/24/19	G8 GBB VS JOHN MUIR	60.00	80 E 200 310 393000 956	02/15/2019
155898	02/15/2019	Sarver, Jerry	0 1/3/19	JV GBB VS LAKELAND	50.00	10 E 400 310 162000 956	02/15/2019
155898	02/15/2019	Sarver, Jerry	0 1/4/19	JV2 BBB VS LAKELAND	50.00	10 E 400 310 162000 957	02/15/2019
					Totals for Sarver, Jerry	220.00	
155899	02/15/2019	Seifert, Kaylee	0 1/10/19	BOYS SWIM VS LAKELAND	15.00	10 E 400 310 162000 958	02/15/2019
155899	02/15/2019	Seifert, Kaylee	0 1/3/19	BOYS SWIM VS RHINELANDER	30.00	10 E 400 310 162000 958	02/15/2019
155899	02/15/2019	Seifert, Kaylee	0 2/1/19	GNC BOYS SWIM	15.00	10 E 400 310 162000 958	02/15/2019
					Totals for Seifert, Kaylee	60.00	
155900	02/15/2019	Virnig, Kim	0 1/15/19	JV/V GBB VS TOMAHAWK	30.00	10 E 400 310 162000 956	02/15/2019
155900	02/15/2019	Virnig, Kim	0 1/18/19	JV/V GBB VS DC EVEREST	30.00	10 E 400 310 162000 956	02/15/2019
155900	02/15/2019	Virnig, Kim	0 1/4/19	JV/V BBB VS LAKELAND	30.00	10 E 400 310 162000 957	02/15/2019
155900	02/15/2019	Virnig, Kim	0 2/8/19	JV/V GBB VS RHINELANDER	30.00	10 E 400 310 162000 956	02/15/2019
					Totals for Virnig, Kim	120.00	
155901	02/15/2019	Wenzel, Leon	0 1/11/19	JV GBB VS NORTHLAND PINES	50.00	10 E 400 310 162000 956	02/15/2019
155901	02/15/2019	Wenzel, Leon	0 1/17/19	G8 GBB VS MERRILL	60.00	80 E 200 310 393000 956	02/15/2019
155901	02/15/2019	Wenzel, Leon	0 1/18/19	JV GBB VS DC EVEREST	50.00	10 E 400 310 162000 956	02/15/2019
155901	02/15/2019	Wenzel, Leon	0 1/22/19	JV2 GBB VS ANTIGO	50.00	10 E 400 310 162000 956	02/15/2019
155901	02/15/2019	Wenzel, Leon	0 1/24/19	G7 GBB VS JOHN MUIR	60.00	80 E 200 310 393000 956	02/15/2019
155901	02/15/2019	Wenzel, Leon	0 1/3/19	JV2 GBB VS LAKELAND	50.00	10 E 400 310 162000 956	02/15/2019
155901	02/15/2019	Wenzel, Leon	0 1/4/19	JV2 BBB VS LAKELAND	50.00	10 E 400 310 162000 957	02/15/2019
155901	02/15/2019	Wenzel, Leon	0 2/8/19	JV GBB VS RHINELANDER	50.00	10 E 400 310 162000 956	02/15/2019

CHECK #	CHECK DATE	VENDOR	PO INVOICE #		DESCRIPTION	CHECK AMOUNT	ACCOUNT				POST DATE		
			NUMBER	NUMBER			NUMBER	NUMBER	NUMBER	NUMBER			
Totals for Wenzel, Leon						420.00							
155902	02/15/2019	Wibben, Cheryl	0	1/10/19	JV BBB VS NORTHLAND PINES	25.00	10	E	400	310	162000	957	02/15/2019
155902	02/15/2019	Wibben, Cheryl	0	1/10/19.	V BBB VS NORTHLAND PINES	30.00	10	E	400	310	162000	957	02/15/2019
155902	02/15/2019	Wibben, Cheryl	0	1/11/19	JV2 GBB VS MARSHFIELD	25.00	10	E	400	310	162000	956	02/15/2019
155902	02/15/2019	Wibben, Cheryl	0	1/15/19	JV GBB VS TOMAHAWK	25.00	10	E	400	310	162000	956	02/15/2019
155902	02/15/2019	Wibben, Cheryl	0	1/15/19.	V GBB VS TOMAHAWK	30.00	10	E	400	310	162000	956	02/15/2019
155902	02/15/2019	Wibben, Cheryl	0	1/22/19	JV GBB VS ANTIGO	25.00	10	E	400	310	162000	956	02/15/2019
155902	02/15/2019	Wibben, Cheryl	0	1/22/19.	V GBB VS ANTIGO	30.00	10	E	400	310	162000	956	02/15/2019
155902	02/15/2019	Wibben, Cheryl	0	1/3/19	JV GBB VS LAKELAND	25.00	10	E	400	310	162000	956	02/15/2019
155902	02/15/2019	Wibben, Cheryl	0	1/3/19.	V GBB VS LAKELAND	30.00	10	E	400	310	162000	956	02/15/2019
155902	02/15/2019	Wibben, Cheryl	0	2/8/19	JV GBB VS RHINELANDER	25.00	10	E	400	310	162000	956	02/15/2019
155902	02/15/2019	Wibben, Cheryl	0	2/8/19.	V GBB VS RHINELANDER	30.00	10	E	400	310	162000	956	02/15/2019
Totals for Wibben, Cheryl						300.00							
155903	02/15/2019	Zier, Samuel	0	2/11/19	G7 GBB VS MOSINEE	60.00	80	E	200	310	393000	956	02/15/2019
Totals for Zier, Samuel						60.00							
155904	02/25/2019	Alakef Coffee Roasters	0	287421	COFFEE	24.08	21	E	400	411	240000	411	02/25/2019
Totals for Alakef Coffee Roasters						24.08							
155905	02/25/2019	All About Learning Press, Inc.	8001800275	205504	student materials	222.70	99	E	800	470	110000	360	02/25/2019
Totals for All About Learning Press, Inc						222.70							
155906	02/25/2019	Ampro Data Services	2001800232	C83530	OPEN PO	816.00	10	E	200	411	129300	000	02/25/2019
Totals for Ampro Data Services						816.00							
155907	02/25/2019	Ardor Health Solutions	0	160728	PROFESSIONAL SERVICES: 1/27-2/2/19	868.00	27	E	800	310	218100	341	02/25/2019
Totals for Ardor Health Solutions						868.00							
155908	02/25/2019	Aspirus Clinics Inc	0	72689	EMPLOYEE EXAMS	47.00	10	E	800	310	260000	000	02/25/2019
155908	02/25/2019	Aspirus Clinics Inc	0	72953	WELLNESS PROGRAM: JANUARY	2,284.80	10	E	800	244	259000	000	02/25/2019
155908	02/25/2019	Aspirus Clinics Inc	0	72953	WELLNESS PROGRAM: JANUARY	571.20	27	E	800	244	259000	011	02/25/2019
Totals for Aspirus Clinics Inc						2,903.00							
155909	02/25/2019	Athanasίου, Amber	0	REIMBURSE	NATIONAL BOARDS/COMPONENT 1	375.00	10	E	800	291	221300	000	02/25/2019
Totals for Athanasίου, Amber						375.00							
155910	02/25/2019	B & H Photo Video	8011800125	153890102	Update video equipment	383.30	10	E	800	411	222300	000	02/25/2019
155910	02/25/2019	B & H Photo Video	8011800125	153890102	Update video equipment	4,498.00	10	E	800	551	222300	000	02/25/2019
155910	02/25/2019	B & H Photo Video	8011800125	153904074	Update video equipment	1,980.00	10	E	400	551	129300	000	02/25/2019
155910	02/25/2019	B & H Photo Video	8011800125	153904074	Update video equipment	1,216.06	10	E	800	411	129300	000	02/25/2019
155910	02/25/2019	B & H Photo Video	8011800125	153904074	Update video equipment	138.70	10	E	800	411	222300	000	02/25/2019
Totals for B & H Photo Video						8,216.06							
155911	02/25/2019	Background Investigation Burea	0	MED008020119-1	JANUARY	227.05	10	E	800	310	260000	000	02/25/2019
Totals for Background Investigation Bure						227.05							
155912	02/25/2019	Bauernfeind	0	INV80108	OVERAGE: 10/19/18-1/18/19	2,115.97	10	E	100	320	240000	000	02/25/2019
155912	02/25/2019	Bauernfeind	0	INV80108	OVERAGE: 10/19/18-1/18/19	569.96	10	E	101	320	240000	000	02/25/2019



CHECK #	CHECK DATE	VENDOR	PO INVOICE #	DESCRIPTION	CHECK AMOUNT	ACCOUNT	POST DATE
			NUMBER			NUMBER	
155912	02/25/2019	Bauernfeind	0 INV80108	OVERAGE: 10/19/18-1/18/19	51.10	10 E 400 320 240000 000	02/25/2019
				Totals for Bauernfeind	2,737.03		
155913	02/25/2019	Beepods	0 4012	BEEPOD SYSTEM	1,275.00	21 E 400 411 240000 462	02/25/2019
				Totals for Beepods	1,275.00		
155914	02/25/2019	Born, Rebecca	0 REIMBURSE	RVA POSTAGE	100.00	99 E 800 353 221200 360	02/25/2019
				Totals for Born, Rebecca	100.00		
155915	02/25/2019	Brandner, Heidi	0 REIMBURSE	WALMART PURCHASES	57.41	10 E 200 411 110000 000	02/25/2019
				Totals for Brandner, Heidi	57.41		
155916	02/25/2019	BSN Sports	0 904329618	BASEBALL UNIFORMS	3,839.06	10 E 400 420 162000 963	02/25/2019
				Totals for BSN Sports	3,839.06		
155917	02/25/2019	Bub, Michael	0 REIMBURSE	TRACK CLINIC EXPENSES/FUEL	23.72	10 E 800 348 253000 000	02/25/2019
155917	02/25/2019	Bub, Michael	0 REIMBURSE	TRACK CLINIC EXPENSES/FUEL	18.96	10 E 400 342 162000 967	02/25/2019
				Totals for Bub, Michael	42.68		
155918	02/25/2019	Calvert Education Services	8001800122 INV000296029	Open PO	396.00	99 E 800 470 110000 360	02/25/2019
155918	02/25/2019	Calvert Education Services	8001800122 INV000296048	Open PO	396.00	99 E 800 470 110000 360	02/25/2019
155918	02/25/2019	Calvert Education Services	8001800122 INV000296099	Open PO	396.00	99 E 800 470 110000 360	02/25/2019
155918	02/25/2019	Calvert Education Services	8001800122 INV000296100	Open PO	396.00	99 E 800 470 110000 360	02/25/2019
155918	02/25/2019	Calvert Education Services	8001800122 INV000296120	Open PO	1,185.00	99 E 800 470 110000 360	02/25/2019
155918	02/25/2019	Calvert Education Services	8001800122 INV000296121	Open PO	1,185.00	99 E 800 470 110000 360	02/25/2019
				Totals for Calvert Education Services	3,954.00		
155919	02/25/2019	Carrico Aquatic Resources Inc	0 20190552	POOL SUPPLIES	1,299.30	10 E 400 411 253000 980	02/25/2019
				Totals for Carrico Aquatic Resources Inc	1,299.30		
155920	02/25/2019	CESA #10	0 14621	SERVICE BILLING #3	375.00	10 E 800 386 219000 000	02/25/2019
155920	02/25/2019	CESA #10	0 14621	SERVICE BILLING #3	981.50	10 E 800 386 253000 000	02/25/2019
155920	02/25/2019	CESA #10	0 14621	SERVICE BILLING #3	980.00	10 E 800 386 292000 000	02/25/2019
155920	02/25/2019	CESA #10	0 14621	SERVICE BILLING #3	14,816.75	27 E 800 386 436000 341	02/25/2019
				Totals for CESA #10	17,153.25		
155921	02/25/2019	Dixon, Paul	0 1/22-25/19	WASB CONVENTION EXPENSES	546.00	10 E 800 342 231000 000	02/25/2019
				Totals for Dixon, Paul	546.00		
155922	02/25/2019	Drake, Kelsie	0 REIMBURSE	NATIONAL BOARDS/COMPONENT 1	375.00	10 E 800 291 221300 000	02/25/2019
				Totals for Drake, Kelsie	375.00		
155923	02/25/2019	E-Therapy LLC	0 6068	RVA: 1/16-31/19	1,318.75	27 E 800 310 221222 019	02/25/2019
				Totals for E-Therapy LLC	1,318.75		
155924	02/25/2019	Ed Rindt's Service LLC	0 01646	SES SNOWBLOWER	322.40	10 E 101 320 254000 000	02/25/2019
				Totals for Ed Rindt's Service LLC	322.40		
155925	02/25/2019	Ferry, Lindsay	0 1/17/19	RVA MILEAGE	85.68	99 E 800 342 221200 360	02/25/2019
155925	02/25/2019	Ferry, Lindsay	0 REIMBURSE	RVA POSTAGE	100.00	99 E 800 353 221200 360	02/25/2019
				Totals for Ferry, Lindsay	185.68		
155926	02/25/2019	Fluno Center	0 DEPOSIT	RURAL VIRTUAL ACADEMY - 7/24-26/19	24,100.00	10 A 000 000 717000 000	02/25/2019

CHECK #	CHECK DATE	VENDOR	PO INVOICE #		DESCRIPTION	CHECK AMOUNT	ACCOUNT				POST DATE		
			NUMBER	NUMBER			NUMBER	NUMBER	NUMBER	NUMBER			
					Totals for Fluno Center	24,100.00							
155927	02/25/2019	Goodin Company	8011800110	12090534-00	open po	159.84	10	E	100	411	253000	000	02/25/2019
					Totals for Goodin Company	159.84							
155928	02/25/2019	Gowey, Lea	0	REIMBURSE	TEACHERS PAY TEACHERS	36.93	27	E	800	411	218100	341	02/25/2019
					Totals for Gowey, Lea	36.93							
155929	02/25/2019	Heid Music	0	2326445	MASH	10.00	21	E	400	411	240000	484	02/25/2019
155929	02/25/2019	Heid Music	4001800139	2303128	open po	46.10	10	E	400	320	125500	000	02/25/2019
155929	02/25/2019	Heid Music	4001800139	2326432	open po	20.00	10	E	400	320	125500	000	02/25/2019
					Totals for Heid Music	76.10							
155930	02/25/2019	Hillyard Inc.	3011800116	603300775	open po	212.22	10	E	100	411	253000	000	02/25/2019
155930	02/25/2019	Hillyard Inc.	4011800134	603300774	open po	463.14	10	E	400	411	253000	000	02/25/2019
155930	02/25/2019	Hillyard Inc.	4011800134	603309215	open po	99.47	10	E	400	411	253000	000	02/25/2019
					Totals for Hillyard Inc.	774.83							
155931	02/25/2019	Huls, Caitlyn	0	1/2-25/19	EMPLOYEE TRAVEL	70.20	27	E	800	342	152000	347	02/25/2019
					Totals for Huls, Caitlyn	70.20							
155932	02/25/2019	JW Pepper & Sons, Inc.	2001800147	07A56797	open po	76.81	10	E	200	411	125400	000	02/25/2019
155932	02/25/2019	JW Pepper & Sons, Inc.	2001800147	07A58064	open po	37.91	10	E	200	411	125400	000	02/25/2019
155932	02/25/2019	JW Pepper & Sons, Inc.	2001800147	07A61614	open po	23.94	10	E	200	411	125400	000	02/25/2019
155932	02/25/2019	JW Pepper & Sons, Inc.	2001800147	07A61617	open po	3.99	10	E	200	411	125400	000	02/25/2019
155932	02/25/2019	JW Pepper & Sons, Inc.	2001800147	07A63537	open po	45.90	10	E	200	411	125400	000	02/25/2019
155932	02/25/2019	JW Pepper & Sons, Inc.	2001800147	07A75184	open po	131.99	10	E	200	411	125400	000	02/25/2019
155932	02/25/2019	JW Pepper & Sons, Inc.	4001800148	07A56188	open po	121.72	10	E	400	411	125400	000	02/25/2019
					Totals for JW Pepper & Sons, Inc.	442.26							
155933	02/25/2019	Kopp, Lisa	0	REIMBURSE	SCHOOL BOARD CONVENTION EXPENSES	147.64	10	E	800	342	231000	000	02/25/2019
155933	02/25/2019	Kopp, Lisa	0	REIMBURSE	SCHOOL BOARD CONVENTION EXPENSES	69.12	10	E	400	348	253000	000	02/25/2019
					Totals for Kopp, Lisa	216.76							
155934	02/25/2019	Laduron, Christina	0	REIMBURSE	CLASSROOM ALLOTMENT	275.00	10	E	100	411	110000	000	02/25/2019
					Totals for Laduron, Christina	275.00							
155935	02/25/2019	Laforce Inc.	3011800134	1088547	parts	67.64	10	E	100	411	254000	000	02/25/2019
					Totals for Laforce Inc.	67.64							
155936	02/25/2019	Lakeshore Learning Materials	9001800235	4918970119	Classroom supplies	116.46	27	E	800	411	158700	341	02/25/2019
					Totals for Lakeshore Learning Materials	116.46							
155937	02/25/2019	Langdon, Amanda	0	REIMBURSE	CLASSROOM ALLOTMENT	91.28	10	E	100	411	110000	000	02/25/2019
					Totals for Langdon, Amanda	91.28							
155938	02/25/2019	Learning Ally	9001800233	76497	add on seats	990.00	27	E	800	411	158700	341	02/25/2019
					Totals for Learning Ally	990.00							
155939	02/25/2019	Lincoln Learning Solutions	0	60005605	RVA: JANUARY	11,683.00	99	E	800	470	110000	360	02/25/2019
					Totals for Lincoln Learning Solutions	11,683.00							
155940	02/25/2019	Mark's Plumbing Parts	0	INV001770528	MAMS CUSTODIAL	111.06	10	E	200	411	254000	000	02/25/2019

CHECK #	CHECK DATE	VENDOR	PO INVOICE #		DESCRIPTION	CHECK AMOUNT	ACCOUNT				POST DATE		
			NUMBER	NUMBER			NUMBER	NUMBER	NUMBER	NUMBER			
Totals for Mark's Plumbing Parts						111.06							
155941	02/25/2019	McGraw-Hill School Education H	8001800272	106908575001	math material	482.16	99	E	800	470	110000	360	02/25/2019
155941	02/25/2019	McGraw-Hill School Education H	9001800225	106753263001	student materials	718.75	27	E	800	470	152000	347	02/25/2019
Totals for McGraw-Hill School Education						1,200.91							
155942	02/25/2019	McMillan Electric	0	C31167	MAMS	910.81	10	E	200	320	254000	000	02/25/2019
155942	02/25/2019	McMillan Electric	0	C31205	MASH	177.00	10	E	400	320	254000	000	02/25/2019
Totals for McMillan Electric						1,087.81							
155943	02/25/2019	Nassco Inc	1011800107	S2428770.001	open po	56.95	10	E	101	411	253000	000	02/25/2019
155943	02/25/2019	Nassco Inc	2011800112	S2427973.001	open po	20.50	10	E	200	411	253000	000	02/25/2019
155943	02/25/2019	Nassco Inc	4011800133	S2427523.001	Open PO	174.23	10	E	400	411	253000	000	02/25/2019
Totals for Nassco Inc						251.68							
155944	02/25/2019	The Neff Company	0	002731747	CROSS COUNTRY	308.26	10	E	400	411	162000	955	02/25/2019
Totals for The Neff Company						308.26							
155945	02/25/2019	Niemuth Implement Company	0	219416	MAMS CUSTODIAL	8.00	10	E	200	411	253000	000	02/25/2019
Totals for Niemuth Implement Company						8.00							
155946	02/25/2019	Oertel, Leanna	0	12/27/18-1/3/19	RVA MILEAGE	205.47	99	E	800	342	221200	360	02/25/2019
Totals for Oertel, Leanna						205.47							
155947	02/25/2019	Omega Laboratories Inc	0	22199 1 - 2019	STUDENT DRUG TESTING	315.00	10	E	800	310	219000	000	02/25/2019
155947	02/25/2019	Omega Laboratories Inc	0	24105 1 - 2019	EMPLOYEE DRUG TESTING	116.00	10	E	800	310	260000	000	02/25/2019
Totals for Omega Laboratories Inc						431.00							
155948	02/25/2019	Oriental Trading Co Inc	9001800234	694506508-01	student supplies	36.87	10	E	800	411	219000	000	02/25/2019
Totals for Oriental Trading Co Inc						36.87							
155949	02/25/2019	Quality Door & Hardware	0	701465	CUSTODIAL SUPPLIES	114.00	10	E	400	411	253000	000	02/25/2019
155949	02/25/2019	Quality Door & Hardware	4011800161	701396	Barn Hardware	529.60	10	E	400	411	253000	000	02/25/2019
Totals for Quality Door & Hardware						643.60							
155950	02/25/2019	Quill Corporation	3001800226	4527824	general supplies	46.84	10	E	100	411	240000	000	02/25/2019
155950	02/25/2019	Quill Corporation	8001800273	4588130	Office Supplies	156.54	99	E	800	411	221200	360	02/25/2019
155950	02/25/2019	Quill Corporation	8011800124	4662684	general supplies	225.89	10	E	800	411	232000	000	02/25/2019
155950	02/25/2019	Quill Corporation	8011800124	4662684	general supplies	277.19	10	E	800	411	252000	000	02/25/2019
155950	02/25/2019	Quill Corporation	8011800124	4712215	general supplies	39.41	10	E	800	411	260000	000	02/25/2019
Totals for Quill Corporation						745.87							
155951	02/25/2019	Ried, Lindsay	0	REIMBURSE	NATIONAL BOARDS/COMPONENT 1	375.00	10	E	800	291	221300	000	02/25/2019
Totals for Ried, Lindsay						375.00							
155952	02/25/2019	Skyward Accounting Dept	8001800262	0000195735	upgrade	1,665.00	99	E	800	310	221200	360	02/25/2019
155952	02/25/2019	Skyward Accounting Dept	8001800262	0000195735	upgrade	6,900.00	99	E	800	480	221200	360	02/25/2019
Totals for Skyward Accounting Dept						8,565.00							
155953	02/25/2019	Staab's Manufacturing	0	MAMS	SAFETY GRANT	1,670.24	10	E	200	320	254000	699	02/25/2019
Totals for Staab's Manufacturing						1,670.24							
155954	02/25/2019	Sterling Water, Inc.	8001800140	RVA	Open PO	33.25	99	E	800	411	221200	360	02/25/2019

CHECK #	CHECK DATE	VENDOR	PO INVOICE #		DESCRIPTION	CHECK AMOUNT	ACCOUNT				POST DATE		
			NUMBER	NUMBER			NUMBER	NUMBER	NUMBER	NUMBER			
155954	02/25/2019	Sterling Water, Inc.	8011800108	MAES	open po	266.60	10	E	100	411	253000	000	02/25/2019
					Totals for Sterling Water, Inc.	299.85							
155955	02/25/2019	Stetsonville Oil Co Inc	0	51675	SES	124.75	10	E	101	348	253000	000	02/25/2019
					Totals for Stetsonville Oil Co Inc	124.75							
155956	02/25/2019	Stockwell, Stephanie	0	REIMBURSE	CLASSROOM SUPPLIES	38.76	10	E	200	411	126000	000	02/25/2019
					Totals for Stockwell, Stephanie	38.76							
155957	02/25/2019	Sullivan, Patrick	0	1/22-25/19	STATE CONVENTION EXPENSES	962.30	10	E	800	342	231000	000	02/25/2019
155957	02/25/2019	Sullivan, Patrick	0	1/22-25/19	STATE CONVENTION EXPENSES	36.00	10	E	800	348	253000	000	02/25/2019
155957	02/25/2019	Sullivan, Patrick	0	1/22-25/19	STATE CONVENTION EXPENSES	962.30	10	E	800	342	231000	000	02/25/2019
155957	02/25/2019	Sullivan, Patrick	0	1/22-25/19	STATE CONVENTION EXPENSES	36.00	10	E	800	348	253000	000	02/25/2019
					Totals for Sullivan, Patrick	0.00							
155958	02/25/2019	Sun Printing	0	102573	BUSINESS CARDS-E ROBERTS	83.25	99	E	800	411	221200	360	02/25/2019
155958	02/25/2019	Sun Printing	8001800271	102856	curriculum flyers	191.00	99	E	800	411	221200	360	02/25/2019
					Totals for Sun Printing	274.25							
155959	02/25/2019	Systems Technologies	8011800120	709616	security	4,800.00	10	E	400	320	254000	699	02/25/2019
155959	02/25/2019	Systems Technologies	8011800120	709616	security	17,600.00	10	E	200	320	254000	699	02/25/2019
155959	02/25/2019	Systems Technologies	8011800120	709616	security	10,400.00	10	E	100	320	254000	699	02/25/2019
155959	02/25/2019	Systems Technologies	8011800120	709616	security	7,200.00	10	E	101	320	254000	699	02/25/2019
					Totals for Systems Technologies	40,000.00							
155960	02/25/2019	Taylor, Sacia	0	1/21-2/5/19	EMPLOYEE TRAVEL	16.13	27	E	800	342	158700	341	02/25/2019
					Totals for Taylor, Sacia	16.13							
155961	02/25/2019	Therapy Shoppe	9001800231	337240	student materials	137.49	27	E	800	440	218100	341	02/25/2019
					Totals for Therapy Shoppe	137.49							
155962	02/25/2019	Victory Janitorial Inc	4011800162	105194	Ice Melt	151.90	10	E	100	411	253000	000	02/25/2019
155962	02/25/2019	Victory Janitorial Inc	4011800162	105194	Ice Melt	151.90	10	E	101	411	253000	000	02/25/2019
155962	02/25/2019	Victory Janitorial Inc	4011800162	105194	Ice Melt	227.85	10	E	200	411	253000	000	02/25/2019
155962	02/25/2019	Victory Janitorial Inc	4011800162	105194	Ice Melt	227.85	10	E	400	411	253000	000	02/25/2019
					Totals for Victory Janitorial Inc	759.50							
155963	02/25/2019	Wesle, Elizabeth	0	REIMBURSE	AMAZON PURCHASE	18.95	27	E	800	411	158700	341	02/25/2019
					Totals for Wesle, Elizabeth	18.95							
155964	02/25/2019	William V Macgill & Co	4001800242	IN0664368	Health Supplies	385.85	10	E	400	411	214000	000	02/25/2019
					Totals for William V Macgill & Co	385.85							
155965	02/25/2019	WITC-Ashland	0	WITC--SF--60009	MATH FOR HEALTH PROFESSSIONS-10 STUDENTS	2,911.00	10	E	400	358	240000	000	02/25/2019
					Totals for WITC-Ashland	2,911.00							
155966	02/14/2019	Medford Area Public School Dis	0	02/15/19PR	PAYROLL REMITTANCE	474,309.02	10	A	000	000	711100	000	02/14/2019
					Totals for Medford Area Public School Di	474,309.02							
155967	02/14/2019	USPS - MEDFORD	0	BULK MAILING	STUDENT SERVICES NEWSLETTER	199.24	10	E	800	353	260000	000	02/14/2019
					Totals for USPS - MEDFORD	199.24							

CHECK #	CHECK DATE	VENDOR	PO INVOICE #	DESCRIPTION	CHECK AMOUNT	ACCOUNT	POST DATE
			NUMBER			NUMBER	
155968	02/25/2019	Abdl-Haleem, Omar	0 FEBRUARY	RVA INTERNET REIMBURSEMENT	70.00	99 E 800 358 221200 360	02/25/2019
				Totals for Abdl-Haleem, Omar	70.00		
155969	02/25/2019	Adams, Cari	0 2/2-3/1/19	RVA INTERNET REIMBURSEMENT	44.99	99 E 800 358 221200 360	02/25/2019
				Totals for Adams, Cari	44.99		
155970	02/25/2019	Anderson, Daniel	0 FEBRUARY	RVA INTERNET REIMBURSEMENT	74.99	99 E 800 358 221200 360	02/25/2019
				Totals for Anderson, Daniel	74.99		
155971	02/25/2019	Barrett, Misty	0 1/4-2/3/19	RVA INTERNET REIMBURSEMENT	34.99	99 E 800 358 221200 360	02/25/2019
155971	02/25/2019	Barrett, Misty	0 11/4-12/3/18	RVA INTERNET REIMBURSEMENT	34.99	99 E 800 358 221200 360	02/25/2019
155971	02/25/2019	Barrett, Misty	0 12/4/18-1/3/19	RVA INTERNET REIMBURSEMENT	34.99	99 E 800 358 221200 360	02/25/2019
155971	02/25/2019	Barrett, Misty	0 2/4-3/3/19	RVA INTERNET REIMBURSEMENT	34.99	99 E 800 358 221200 360	02/25/2019
				Totals for Barrett, Misty	139.96		
155972	02/25/2019	Becker, Timothy	0 1/10-2/9/19	RVA INTERNET REIMBURSEMENT	50.95	99 E 800 358 221200 360	02/25/2019
155972	02/25/2019	Becker, Timothy	0 10/10-11/9/18	RVA INTERNET REIMBURSEMENT	49.95	99 E 800 358 221200 360	02/25/2019
155972	02/25/2019	Becker, Timothy	0 11/10-12/9/18	RVA INTERNET REIMBURSEMENT	49.95	99 E 800 358 221200 360	02/25/2019
155972	02/25/2019	Becker, Timothy	0 12/10/18-1/9/19	RVA INTERNET REIMBURSEMENT	49.95	99 E 800 358 221200 360	02/25/2019
155972	02/25/2019	Becker, Timothy	0 8/17-9/9/18	RVA INTERNET REIMBURSEMENT-PRORATED FROM DATE OF ENROLLMENT OF 8/17	38.88	99 E 800 358 221200 360	02/25/2019
155972	02/25/2019	Becker, Timothy	0 9/10-10/9/18	RVA INTERNET REIMBURSEMENT	49.95	99 E 800 358 221200 360	02/25/2019
				Totals for Becker, Timothy	289.63		
155973	02/25/2019	Beda, Eric	0 1/28-2/27/19	RVA INTERNET REIMBURSEMENT	45.00	99 E 800 358 221200 360	02/25/2019
				Totals for Beda, Eric	45.00		
155974	02/25/2019	Bernarde, Lonnie	0 FEBRUARY	RVA INTERNET REIMBURSEMENT	39.95	99 E 800 358 221200 360	02/25/2019
				Totals for Bernarde, Lonnie	39.95		
155975	02/25/2019	Bernitt, Josh	0 1/19-2/18/19	RVA INTERNET REIMBURSEMENT	65.99	99 E 800 358 221200 360	02/25/2019
155975	02/25/2019	Bernitt, Josh	0 12/19/18-1/18/19	RVA INTERNET REIMBURSEMENT	65.99	99 E 800 358 221200 360	02/25/2019
155975	02/25/2019	Bernitt, Josh	0 2/19-3/18/19	RVA INTERNET REIMBURSEMENT	65.99	99 E 800 358 221200 360	02/25/2019
				Totals for Bernitt, Josh	197.97		
155976	02/25/2019	Boehmer, Eric	0 1/29-2/28/19	RVA INTERNET REIMBURSEMENT	65.99	99 E 800 358 221200 360	02/25/2019
				Totals for Boehmer, Eric	65.99		
155977	02/25/2019	Boris, Maria	0 2/7-3/6/19	RVA INTERNET REIMBURSEMENT	65.99	99 E 800 358 221200 360	02/25/2019
				Totals for Boris, Maria	65.99		
155978	02/25/2019	Bostwick, Barbara	0 2/12-3/11/19	RVA INTERNET REIMBURSEMENT	49.99	99 E 800 358 221200 360	02/25/2019
				Totals for Bostwick, Barbara	49.99		
155979	02/25/2019	Bretl, Brian	0 1/20-2/19/19	RVA INTERNET REIMBURSEMENT	65.99	99 E 800 358 221200 360	02/25/2019
				Totals for Bretl, Brian	65.99		
155980	02/25/2019	Briggs, Shanna	0 2/5-3/4/19	RVA INTERNET REIMBURSEMENT	50.99	99 E 800 358 221200 360	02/25/2019
				Totals for Briggs, Shanna	50.99		
155981	02/25/2019	Brueggeman, James	0 2/13-3/12/19	RVA INTERNET REIMBURSEMENT	59.99	99 E 800 358 221200 360	02/25/2019

CHECK #	CHECK DATE	VENDOR	PO INVOICE #	DESCRIPTION	CHECK AMOUNT	ACCOUNT	POST DATE
						NUMBER	
				Totals for Brueggeman, James	59.99		
155982	02/25/2019	Brunner, Derek	0 12/23/18-1/22/19	RVA INTERNET REIMBURSEMENT	75.00	99 E 800 358 221200 360	02/25/2019
				Totals for Brunner, Derek	75.00		
155983	02/25/2019	Cameron, Rebecca	0 1/22-2/22/19	RVA INTERNET REIMBURSEMENT	59.99	99 E 800 358 221200 360	02/25/2019
				Totals for Cameron, Rebecca	59.99		
155984	02/25/2019	Carlson, Lacey	0 FEBRUARY	RVA INTERNET REIMBURSEMENT	44.99	99 E 800 358 221200 360	02/25/2019
155984	02/25/2019	Carlson, Lacey	0 JANUARY	RVA INTERNET REIMBURSEMENT	44.99	99 E 800 358 221200 360	02/25/2019
155984	02/25/2019	Carlson, Lacey	0 NOVEMBER	RVA INTERNET REIMBURSEMENT	44.99	99 E 800 358 221200 360	02/25/2019
155984	02/25/2019	Carlson, Lacey	0 SEPTEMBER	RVA INTERNET REIMBURSEMENT	44.99	99 E 800 358 221200 360	02/25/2019
				Totals for Carlson, Lacey	179.96		
155985	02/25/2019	Charleston, Clarissa	0 1/21-2/20/19	RVA INTERNET REIMBURSEMENT	75.00	99 E 800 358 221200 360	02/25/2019
155985	02/25/2019	Charleston, Clarissa	0 10/21-11/20/18	RVA INTERNET REIMBURSEMENT	75.00	99 E 800 358 221200 360	02/25/2019
155985	02/25/2019	Charleston, Clarissa	0 11/21-12/20/18	RVA INTERNET REIMBURSEMENT	75.00	99 E 800 358 221200 360	02/25/2019
155985	02/25/2019	Charleston, Clarissa	0 12/21/18-1/20/19	RVA INTERNET REIMBURSEMENT	75.00	99 E 800 358 221200 360	02/25/2019
155985	02/25/2019	Charleston, Clarissa	0 9/21-10/20/18	RVA INTERNET REIMBURSEMENT	75.00	99 E 800 358 221200 360	02/25/2019
				Totals for Charleston, Clarissa	375.00		
155986	02/25/2019	Choi, Chun Wai	0 2/12-3/11/19	RVA INTERNET REIMBURSEMENT	65.99	99 E 800 358 221200 360	02/25/2019
				Totals for Choi, Chun Wai	65.99		
155987	02/25/2019	Christensen, Christina	0 1/15-2/14/19	RVA INTERNET REIMBURSEMENT	44.99	99 E 800 358 221200 360	02/25/2019
155987	02/25/2019	Christensen, Christina	0 2/15-3/14/19	RVA INTERNET REIMBURSEMENT	44.99	99 E 800 358 221200 360	02/25/2019
				Totals for Christensen, Christina	89.98		
155988	02/25/2019	Clendenning, Tracy	0 10/28-11/27/18	RVA INTERNET REIMBURSEMENT	39.95	99 E 800 358 221200 360	02/25/2019
155988	02/25/2019	Clendenning, Tracy	0 11/28-12/27/18	RVA INTERNET REIMBURSEMENT	39.95	99 E 800 358 221200 360	02/25/2019
155988	02/25/2019	Clendenning, Tracy	0 12/28/18-1/27/19	RVA INTERNET REIMBURSEMENT	39.95	99 E 800 358 221200 360	02/25/2019
				Totals for Clendenning, Tracy	119.85		
155989	02/25/2019	Coon, David	0 1/18-2/17/19	RVA INTERNET REIMBURSEMENT	55.00	99 E 800 358 221200 360	02/25/2019
				Totals for Coon, David	55.00		
155990	02/25/2019	Couture, Timothy	0 2/15-3/14/19	RVA INTERNET REIMBURSEMENT	65.99	99 E 800 358 221200 360	02/25/2019
				Totals for Couture, Timothy	65.99		
155991	02/25/2019	Davis, Hope	0 FEBRUARY	RVA INTERNET REIMBURSEMENT	64.99	99 E 800 358 221200 360	02/25/2019
				Totals for Davis, Hope	64.99		
155992	02/25/2019	DeBroux, Latisha	0 1/19-2/18/19	RVA INTERNET REIMBURSEMENT	54.99	99 E 800 358 221200 360	02/25/2019
				Totals for DeBroux, Latisha	54.99		
155993	02/25/2019	Decker, Brent	0 1/11-2/10/19	RVA INTERNET REIMBURSEMENT	49.99	99 E 800 358 221200 360	02/25/2019
155993	02/25/2019	Decker, Brent	0 12/11/18-1/10/19	RVA INTERNET REIMBURSEMENT	49.99	99 E 800 358 221200 360	02/25/2019
				Totals for Decker, Brent	99.98		
155994	02/25/2019	Dischler, Paul	0 FEBRUARY	RVA INTERNET REIMBURSEMENT	59.95	99 E 800 358 221200 360	02/25/2019
				Totals for Dischler, Paul	59.95		
155995	02/25/2019	Drews, Larry	0 1/21-2/20/19	RVA INTERNET REIMBURSEMENT	70.99	99 E 800 358 221200 360	02/25/2019

CHECK #	CHECK DATE	VENDOR	PO INVOICE #	DESCRIPTION	CHECK AMOUNT	ACCOUNT	POST DATE
			NUMBER			NUMBER	
155995	02/25/2019	Drews, Larry	0 12/21/18-1/20/1	RVA INTERNET REIMBURSEMENT	70.99	99 E 800 358 221200 360	02/25/2019
				Totals for Drews, Larry	141.98		
155996	02/25/2019	Drury, Luke	0 1/25-2/24/19	RVA INTERNET REIMBURSEMENT	49.99	99 E 800 358 221200 360	02/25/2019
155996	02/25/2019	Drury, Luke	0 10/25-11/24/18	RVA INTERNET REIMBURSEMENT	49.99	99 E 800 358 221200 360	02/25/2019
155996	02/25/2019	Drury, Luke	0 11/25-12/24/18	RVA INTERNET REIMBURSEMENT	49.99	99 E 800 358 221200 360	02/25/2019
155996	02/25/2019	Drury, Luke	0 12/25/18-1/24/1	RVA INTERNET REIMBURSEMENT	49.99	99 E 800 358 221200 360	02/25/2019
155996	02/25/2019	Drury, Luke	0 9/25-10/24/18	RVA INTERNET REIMBURSEMENT	49.99	99 E 800 358 221200 360	02/25/2019
				Totals for Drury, Luke	249.95		
155997	02/25/2019	Eldridge, Danille	0 1/12-2/11/19	RVA INTERNET REIMBURSEMENT	45.00	99 E 800 358 221200 360	02/25/2019
155997	02/25/2019	Eldridge, Danille	0 11/12-12/11/18	RVA INTERNET REIMBURSEMENT	45.00	99 E 800 358 221200 360	02/25/2019
155997	02/25/2019	Eldridge, Danille	0 12/12/18-1/11/1	RVA INTERNET REIMBURSEMENT	45.00	99 E 800 358 221200 360	02/25/2019
				Totals for Eldridge, Danille	135.00		
155998	02/25/2019	Elliott, Joshua	0 1/12-2/11/19	RVA INTERNET REIMBURSEMENT	45.00	99 E 800 358 221200 360	02/25/2019
				Totals for Elliott, Joshua	45.00		
155999	02/25/2019	Fleming, Jason	0 FEBRUARY	RVA INTERNET REIMBURSEMENT	49.95	99 E 800 358 221200 360	02/25/2019
				Totals for Fleming, Jason	49.95		
156000	02/25/2019	Frey, Jesse	0 1/12-2/11/19	RVA INTERNET REIMBURSEMENT	65.99	99 E 800 358 221200 360	02/25/2019
				Totals for Frey, Jesse	65.99		
156001	02/25/2019	Fuller, Nicole	0 1/18-2/18/19	RVA INTERNET REIMBURSEMENT	75.00	99 E 800 358 221200 360	02/25/2019
				Totals for Fuller, Nicole	75.00		
156002	02/25/2019	Gauden, Jim	0 2/18-3/17/19	RVA INTERNET REIMBURSEMENT	65.99	99 E 800 358 221200 360	02/25/2019
				Totals for Gauden, Jim	65.99		
156003	02/25/2019	Gibson, Robert	0 2/2-3/1/19	RVA INTERNET REIMBURSEMENT	65.99	99 E 800 358 221200 360	02/25/2019
				Totals for Gibson, Robert	65.99		
156004	02/25/2019	Gilmour, Joshua	0 2/5-3/4/19	RVA INTERNET REIMBURSEMENT	65.99	99 E 800 358 221200 360	02/25/2019
				Totals for Gilmour, Joshua	65.99		
156005	02/25/2019	Gnewuch, Tena	0 1/13-2/12/19	RVA INTERNET REIMBURSEMENT	51.38	99 E 800 358 221200 360	02/25/2019
				Totals for Gnewuch, Tena	51.38		
156006	02/25/2019	Greb, Kristine	0 10/28-11/27/18	RVA INTERNET REIMBURSEMENT	49.99	99 E 800 358 221200 360	02/25/2019
156006	02/25/2019	Greb, Kristine	0 11/28-12/27/18	RVA INTERNET REIMBURSEMENT	49.99	99 E 800 358 221200 360	02/25/2019
156006	02/25/2019	Greb, Kristine	0 12/28/18-1/21/1	RVA INTERNET REIMBURSEMENT-PRORATED THROUGH WITHDRAWAL DATE OF 1/21	40.50	99 E 800 358 221200 360	02/25/2019
156006	02/25/2019	Greb, Kristine	0 8/28-9/27/18	RVA INTERNET REIMBURSEMENT	44.99	99 E 800 358 221200 360	02/25/2019
156006	02/25/2019	Greb, Kristine	0 9/28-10/27/18	RVA INTERNET REIMBURSEMENT	49.99	99 E 800 358 221200 360	02/25/2019
				Totals for Greb, Kristine	235.46		
156007	02/25/2019	Guerrero Silva, Jose	0 1/22-2/21/19	RVA INTERNET REIMBURSEMENT	34.99	99 E 800 358 221200 360	02/25/2019
				Totals for Guerrero Silva, Jose	34.99		
156008	02/25/2019	Guillen, Rosa	0 1/17-2/16/19	RVA INTERNET REIMBURSEMENT	49.99	99 E 800 358 221200 360	02/25/2019

CHECK #	CHECK DATE	VENDOR	PO INVOICE #	DESCRIPTION	CHECK AMOUNT	ACCOUNT	POST DATE
			NUMBER			NUMBER	
156008	02/25/2019	Guillen, Rosa	0 2/17-3/16/19	RVA INTERNET REIMBURSEMENT	49.99	99 E 800 358 221200 360	02/25/2019
				Totals for Guillen, Rosa	99.98		
156009	02/25/2019	Gunderson, Paul	0 1/24-2/23/19	RVA INTERNET REIMBURSEMENT	35.00	99 E 800 358 221200 360	02/25/2019
				Totals for Gunderson, Paul	35.00		
156010	02/25/2019	Guzman, Matthew	0 FEBRUARY	RVA INTERNET REIMBURSEMENT	47.69	99 E 800 358 221200 360	02/25/2019
				Totals for Guzman, Matthew	47.69		
156011	02/25/2019	Habedank, Amy	0 10/27-11/26/18	RVA INTERNET REIMBURSEMENT	66.45	99 E 800 358 221200 360	02/25/2019
156011	02/25/2019	Habedank, Amy	0 11/27-12/26/18	RVA INTERNET REIMBURSEMENT	66.45	99 E 800 358 221200 360	02/25/2019
156011	02/25/2019	Habedank, Amy	0 12/27/18-1/26/19	RVA INTERNET REIMBURSEMENT	66.45	99 E 800 358 221200 360	02/25/2019
156011	02/25/2019	Habedank, Amy	0 8/27-9/26/18	RVA INTERNET REIMBURSEMENT	66.45	99 E 800 358 221200 360	02/25/2019
156011	02/25/2019	Habedank, Amy	0 9/27-10/26/18	RVA INTERNET REIMBURSEMENT	66.45	99 E 800 358 221200 360	02/25/2019
				Totals for Habedank, Amy	332.25		
156012	02/25/2019	Halvorsen, Robert	0 FEBRUARY	RVA INTERNET REIMBURSEMENT	54.99	99 E 800 358 221200 360	02/25/2019
				Totals for Halvorsen, Robert	54.99		
156013	02/25/2019	Hamland, Landon	0 1/10-2/9/19	RVA INTERNET REIMBURSEMENT	40.25	99 E 800 358 221200 360	02/25/2019
156013	02/25/2019	Hamland, Landon	0 10/10-11/9/18	RVA INTERNET REIMBURSEMENT	39.25	99 E 800 358 221200 360	02/25/2019
156013	02/25/2019	Hamland, Landon	0 11/10-12/9/18	RVA INTERNET REIMBURSEMENT	39.25	99 E 800 358 221200 360	02/25/2019
156013	02/25/2019	Hamland, Landon	0 12/10/18-1/9/19	RVA INTERNET REIMBURSEMENT	39.25	99 E 800 358 221200 360	02/25/2019
156013	02/25/2019	Hamland, Landon	0 7/10-8/9/18	RVA INTERNET REIMBURSEMENT	39.25	99 E 800 358 221200 360	02/25/2019
156013	02/25/2019	Hamland, Landon	0 8/10-9/9/18	RVA INTERNET REIMBURSEMENT	39.25	99 E 800 358 221200 360	02/25/2019
156013	02/25/2019	Hamland, Landon	0 9/10-10/9/18	RVA INTERNET REIMBURSEMENT	39.25	99 E 800 358 221200 360	02/25/2019
				Totals for Hamland, Landon	275.75		
156014	02/25/2019	Hanson, Matt	0 FEBRUARY	RVA INTERNET REIMBURSEMENT	55.25	99 E 800 358 221200 360	02/25/2019
				Totals for Hanson, Matt	55.25		
156015	02/25/2019	Henry, Matthew	0 1/21-2/20/19	RVA INTERNET REIMBURSEMENT	44.99	99 E 800 358 221200 360	02/25/2019
				Totals for Henry, Matthew	44.99		
156016	02/25/2019	Hoffland, Matthew	0 DECEMBER	RVA INTERENET REIMBURSEMENT	49.99	99 E 800 358 221200 360	02/25/2019
156016	02/25/2019	Hoffland, Matthew	0 NOVEMBER	RVA INTERNET REIMBURSEMENT	49.99	99 E 800 358 221200 360	02/25/2019
				Totals for Hoffland, Matthew	99.98		
156017	02/25/2019	Hoffman, Cindy	0 11/28-12/27/18	RVA INTERENET REIMBURSEMENT	75.00	99 E 800 358 221200 360	02/25/2019
156017	02/25/2019	Hoffman, Cindy	0 12/28/18-1/27/19	RVA INTERENET REIMBURSEMENT	75.00	99 E 800 358 221200 360	02/25/2019
				Totals for Hoffman, Cindy	150.00		
156018	02/25/2019	Jacob, Richard	0 1/6-2/5/19	RVA INTERENET REIMBURSEMENT	59.99	99 E 800 358 221200 360	02/25/2019
156018	02/25/2019	Jacob, Richard	0 2/6-3/5/19	RVA INTERENET REIMBURSEMENT	59.99	99 E 800 358 221200 360	02/25/2019
				Totals for Jacob, Richard	119.98		
156019	02/25/2019	Johnston, Andrew	0 2/5-3/4/19	RVA INTERENET REIMBURSEMENT	75.00	99 E 800 358 221200 360	02/25/2019
				Totals for Johnston, Andrew	75.00		
156020	02/25/2019	Kissling, Miranda	0 1/15-2/14/19	RVA INTERENET REIMBURSEMENT	69.99	99 E 800 358 221200 360	02/25/2019
				Totals for Kissling, Miranda	69.99		



CHECK #	CHECK DATE	VENDOR	PO INVOICE #	DESCRIPTION	CHECK AMOUNT	ACCOUNT	POST DATE
			NUMBER			NUMBER	
156021	02/25/2019	Kleinschmidt, Dale	0 1/27-2/26/19	RVA INTERENET REIMBURSEMENT	70.99	99 E 800 358 221200 360	02/25/2019
156021	02/25/2019	Kleinschmidt, Dale	0 10/27-11/26/18	RVA INTERENET REIMBURSEMENT	34.99	99 E 800 358 221200 360	02/25/2019
156021	02/25/2019	Kleinschmidt, Dale	0 11/27-12/26/18	RVA INTERENET REIMBURSEMENT	34.99	99 E 800 358 221200 360	02/25/2019
156021	02/25/2019	Kleinschmidt, Dale	0 12/27/18-1/26/1	RVA INTERENET REIMBURSEMENT	70.99	99 E 800 358 221200 360	02/25/2019
				Totals for Kleinschmidt, Dale	211.96		
156022	02/25/2019	Koenig, Timothy	0 1/18-2/17/19	RVA INTERENET REIMBURSEMENT	65.99	99 E 800 358 221200 360	02/25/2019
156022	02/25/2019	Koenig, Timothy	0 12/18/18-1/17/1	RVA INTERENET REIMBURSEMENT	65.99	99 E 800 358 221200 360	02/25/2019
				Totals for Koenig, Timothy	131.98		
156023	02/25/2019	Kohn, Joseph	0 NOVEMBER	RVA INTERNET REIMBURSEMENT	75.00	99 E 800 358 221200 360	02/25/2019
156023	02/25/2019	Kohn, Joseph	0 OCTOBER	RVA INTERNET REIMBURSEMENT	75.00	99 E 800 358 221200 360	02/25/2019
156023	02/25/2019	Kohn, Joseph	0 SEPTEMBER	RVA INTERENET REIMBURSEMENT	75.00	99 E 800 358 221200 360	02/25/2019
				Totals for Kohn, Joseph	225.00		
156024	02/25/2019	Kraus, Patrick	0 1/28-2/27/19	RVA INTERNET REIMBURSEMENT	40.25	99 E 800 358 221200 360	02/25/2019
				Totals for Kraus, Patrick	40.25		
156025	02/25/2019	Kroening, Josh	0 2/7-3/6/19	RVA INTERNET REIMBURSEMENT	65.99	99 E 800 358 221200 360	02/25/2019
				Totals for Kroening, Josh	65.99		
156026	02/25/2019	Krueger, Kristofor	0 2/10-3/9/19	RVA INTERNET REIMBURSEMENT	60.25	99 E 800 358 221200 360	02/25/2019
				Totals for Krueger, Kristofor	60.25		
156027	02/25/2019	Kuchera, Cassandra	0 FEBRUARY	RVA INTERNET REIMBURSEMENT	59.99	99 E 800 358 221200 360	02/25/2019
				Totals for Kuchera, Cassandra	59.99		
156028	02/25/2019	Kumm, Ryan	0 9/11-27/18	RVA INTERNET REIMBURSEMENT-PRORATED FROM DATE OF ENROLLMENT OF 9/11	30.26	99 E 800 358 221200 360	02/25/2019
156028	02/25/2019	Kumm, Ryan	0 9/28-10/8/18	RVA INTERNET REIMBURSEMENT	20.24	99 E 800 358 221200 360	02/25/2019
				Totals for Kumm, Ryan	50.50		
156029	02/25/2019	Langjahr, Kay	0 2/9-3/8/19	RVA INTERNET REIMBURSEMENT	59.99	99 E 800 358 221200 360	02/25/2019
				Totals for Langjahr, Kay	59.99		
156030	02/25/2019	Larson, Travis	0 FEBRUARY	RVA INTERNET REIMBURSEMENT	65.99	99 E 800 358 221200 360	02/25/2019
				Totals for Larson, Travis	65.99		
156031	02/25/2019	Lavin-Davis, Michelle	0 1/24-2/23/19	RVA INTERNET REIMBURSEMENT	59.99	99 E 800 358 221200 360	02/25/2019
				Totals for Lavin-Davis, Michelle	59.99		
156032	02/25/2019	Leffel, Stacy	0 DECEMBER	RVA INTERNET REIMBURSEMENT	49.99	99 E 800 358 221200 360	02/25/2019
156032	02/25/2019	Leffel, Stacy	0 JANUARY	RVA INTERNET REIMBURSEMENT	49.99	99 E 800 358 221200 360	02/25/2019
				Totals for Leffel, Stacy	99.98		
156033	02/25/2019	Loendorf, Cora	0 1/12-2/11/19	RVA INTERNET REIMBURSEMENT	35.00	99 E 800 358 221200 360	02/25/2019
156033	02/25/2019	Loendorf, Cora	0 12/12/18-1/11/1	RVA INTERNET REIMBURSEMENT	35.00	99 E 800 358 221200 360	02/25/2019
156033	02/25/2019	Loendorf, Cora	0 9/19-10/11/18	RVA INTERNET REIMBURSEMENT-PRORATED FROM DATE OF ENROLLMENT OF 9/19	26.91	99 E 800 358 221200 360	02/25/2019

CHECK #	CHECK DATE	VENDOR	PO INVOICE #	DESCRIPTION	CHECK AMOUNT	ACCOUNT	POST DATE
			NUMBER			NUMBER	
				Totals for Loendorf, Cora	96.91		
156034	02/25/2019	Maki, Mark	0 2/1-3/1/19	RVA INTERNET REIMBURSEMENT	48.95	99 E 800 358 221200 360	02/25/2019
				Totals for Maki, Mark	48.95		
156035	02/25/2019	Marcis, Steve	0 1/29-2/28/19	RVA INTERNET REIMBURSEMENT	34.99	99 E 800 358 221200 360	02/25/2019
				Totals for Marcis, Steve	34.99		
156036	02/25/2019	Martinez, Adrian	0 1/26-2/25/19	RVA INTERNET REIMBURSEMENT	64.99	99 E 800 358 221200 360	02/25/2019
				Totals for Martinez, Adrian	64.99		
156037	02/25/2019	Martin Alcantara, Jonathan	0 1/9-2/8/19	RVA INTERNET REIMBURSEMENT	30.00	99 E 800 358 221200 360	02/25/2019
				Totals for Martin Alcantara, Jonathan	30.00		
156038	02/25/2019	Mattice, Eric	0 FEBRUARY	RVA INTERNET REIMBURSEMENT	49.95	99 E 800 358 221200 360	02/25/2019
				Totals for Mattice, Eric	49.95		
156039	02/25/2019	Michalski, Thomas	0 1/26-2/25/19	RVA INTERNET REIMBURSEMENT	65.99	99 E 800 358 221200 360	02/25/2019
				Totals for Michalski, Thomas	65.99		
156040	02/25/2019	Minnihan, R.Eric	0 1/29-2/28/19	RVA INTERNET REIMBURSEMENT	65.99	99 E 800 358 221200 360	02/25/2019
156040	02/25/2019	Minnihan, R.Eric	0 10/29-11/28/18	RVA INTERNET REIMBURSEMENT	64.99	99 E 800 358 221200 360	02/25/2019
156040	02/25/2019	Minnihan, R.Eric	0 11/29-12/28/18	RVA INTERNET REIMBURSEMENT	65.99	99 E 800 358 221200 360	02/25/2019
156040	02/25/2019	Minnihan, R.Eric	0 12/29/18-1/28/19	RVA INTERNET REIMBURSEMENT	65.99	99 E 800 358 221200 360	02/25/2019
156040	02/25/2019	Minnihan, R.Eric	0 9/29-10/28/18	RVA INTERNET REIMBURSEMENT	64.99	99 E 800 358 221200 360	02/25/2019
				Totals for Minnihan, R.Eric	327.95		
156041	02/25/2019	Moeller, Leslie	0 1/28-2/27/19	RVA INTERNET REIMBURSEMENT	40.25	99 E 800 358 221200 360	02/25/2019
				Totals for Moeller, Leslie	40.25		
156042	02/25/2019	Moldenhauer, Tracie	0 FEBRUARY	RVA INTERNET REIMBURSEMENT	74.99	99 E 800 358 221200 360	02/25/2019
				Totals for Moldenhauer, Tracie	74.99		
156043	02/25/2019	Moser, Jamie	0 JANUARY	RVA INTERNET REIMBURSEMENT	75.00	99 E 800 358 221200 360	02/25/2019
				Totals for Moser, Jamie	75.00		
156044	02/25/2019	Mravinc, Nathan	0 1/31-2/28/19	RVA INTERNET REIMBURSEMENT	49.95	99 E 800 358 221200 360	02/25/2019
156044	02/25/2019	Mravinc, Nathan	0 10/31-11/30/18	RVA INTERNET REIMBURSEMENT	49.95	99 E 800 358 221200 360	02/25/2019
156044	02/25/2019	Mravinc, Nathan	0 12/1-30/18	RVA INTERNET REIMBURSEMENT	49.95	99 E 800 358 221200 360	02/25/2019
156044	02/25/2019	Mravinc, Nathan	0 12/31/18-1/30/19	RVA INTERNET REIMBURSEMENT	49.95	99 E 800 358 221200 360	02/25/2019
				Totals for Mravinc, Nathan	199.80		
156045	02/25/2019	Mundt, David	0 AUGUST	RVA INTERNET REIMBURSEMENT	41.00	99 E 800 358 221200 360	02/25/2019
156045	02/25/2019	Mundt, David	0 DECEMBER	RVA INTERNET REIMBURSEMENT	41.00	99 E 800 358 221200 360	02/25/2019
156045	02/25/2019	Mundt, David	0 FEBRUARY	RVA INTERNET REIMBURSEMENT	41.00	99 E 800 358 221200 360	02/25/2019
156045	02/25/2019	Mundt, David	0 JULY	RVA INTERNET REIMBURSEMENT	41.00	99 E 800 358 221200 360	02/25/2019
				Totals for Mundt, David	164.00		
156046	02/25/2019	Neidlein-Edgerton, Hollie	0 AUGUST	RVA INTERNET REIMBURSEMENT	69.95	99 E 800 358 221200 360	02/25/2019
156046	02/25/2019	Neidlein-Edgerton, Hollie	0 JULY	RVA INTERNET REIMBURSEMENT	69.95	99 E 800 358 221200 360	02/25/2019
				Totals for Neidlein-Edgerton, Hollie	139.90		
156047	02/25/2019	Nelson, Janet	0 FEBRUARY	RVA INTERNET REIMBURSEMENT	39.95	99 E 800 358 221200 360	02/25/2019

CHECK #	CHECK DATE	VENDOR	PO INVOICE #	DESCRIPTION	CHECK AMOUNT	ACCOUNT	POST DATE
			NUMBER			NUMBER	
				Totals for Nelson, Janet	39.95		
156048	02/25/2019	Neubauer, Roxann M	0 1/28-2/27/19	RVA INTERNET REIMBURSEMENT	34.99	99 E 800 358 221200 360	02/25/2019
				Totals for Neubauer, Roxann M	34.99		
156049	02/25/2019	Nikolay, Ben	0 FEBRUARY	RVA INTERNET REIMBURSEMENT	39.95	99 E 800 358 221200 360	02/25/2019
				Totals for Nikolay, Ben	39.95		
156050	02/25/2019	Noll, Pamela	0 1/3-2/2/19	RVA INTERNET REIMBURSEMENT	65.99	99 E 800 358 221200 360	02/25/2019
				Totals for Noll, Pamela	65.99		
156051	02/25/2019	Olson, Nathan	0 FEBRUARY	RVA INTERNET REIMBURSEMENT	44.95	99 E 800 358 221200 360	02/25/2019
				Totals for Olson, Nathan	44.95		
156052	02/25/2019	Olszewski, Kris	0 1/22-2/21/19	RVA INTERNET REIMBURSEMENT	75.00	99 E 800 358 221200 360	02/25/2019
				Totals for Olszewski, Kris	75.00		
156053	02/25/2019	Pazdra, James	0 1/4-2/3/19	RVA INTERNET REIMBURSEMENT	45.25	99 E 800 358 221200 360	02/25/2019
				Totals for Pazdra, James	45.25		
156054	02/25/2019	Petersen, Tim	0 2/7-3/6/19	RVA INTERNET REIMBURSEMENT	44.99	99 E 800 358 221200 360	02/25/2019
				Totals for Petersen, Tim	44.99		
156055	02/25/2019	Pierce, Benjamin	0 FEBRUARY	RVA INTERNET REIMBURSEMENT	59.95	99 E 800 358 221200 360	02/25/2019
				Totals for Pierce, Benjamin	59.95		
156056	02/25/2019	Powell, Carrie	0 FEBRUARY	RVA INTERNET REIMBURSEMENT	63.80	99 E 800 358 221200 360	02/25/2019
				Totals for Powell, Carrie	63.80		
156057	02/25/2019	Powell, Tera	0 2/17-3/16/19	RVA INTERNET REIMBURSEMENT	70.99	99 E 800 358 221200 360	02/25/2019
				Totals for Powell, Tera	70.99		
156058	02/25/2019	Prince, Michael	0 1/24-2/23/19	RVA INTERNET REIMBURSEMENT	70.99	99 E 800 358 221200 360	02/25/2019
				Totals for Prince, Michael	70.99		
156059	02/25/2019	Prise-Bernette, Alison	0 1/28-2/20/19	RVA INTERNET REIMBURSEMENT-PRORATED FROM DATE OF ENROLLMENT OF 1/28	54.96	99 E 800 358 221200 360	02/25/2019
				Totals for Prise-Bernette, Alison	54.96		
156060	02/25/2019	Prodzinski, Jeffrey	0 2/3-3/2/19	RVA INTERNET REIMBURSEMENT	65.99	99 E 800 358 221200 360	02/25/2019
				Totals for Prodzinski, Jeffrey	65.99		
156061	02/25/2019	Quinnell Peterson, Michelle	0 JANUARY	RVA INTERNET REIMBURSEMENT	64.99	99 E 800 358 221200 360	02/25/2019
				Totals for Quinnell Peterson, Michelle	64.99		
156062	02/25/2019	Raske, Pamela	0 1/13-2/12/19	RVA INTERNET REIMBURSEMENT	70.99	99 E 800 358 221200 360	02/25/2019
156062	02/25/2019	Raske, Pamela	0 11/13-12/12/18	RVA INTERNET REIMBURSEMENT	69.99	99 E 800 358 221200 360	02/25/2019
156062	02/25/2019	Raske, Pamela	0 12/13/18-1/12/19	RVA INTERNET REIMBURSEMENT	70.99	99 E 800 358 221200 360	02/25/2019
156062	02/25/2019	Raske, Pamela	0 2/13-3/12/19	RVA INTERNET REIMBURSEMENT	70.99	99 E 800 358 221200 360	02/25/2019
				Totals for Raske, Pamela	282.96		
156063	02/25/2019	Regier, Amanda	0 1/16-2/15/19	RVA INTERNET REIMBURSEMENT	75.00	99 E 800 358 221200 360	02/25/2019
156063	02/25/2019	Regier, Amanda	0 11/16-12/15/18	RVA INTERNET REIMBURSEMENT	75.00	99 E 800 358 221200 360	02/25/2019
156063	02/25/2019	Regier, Amanda	0 12/16/18-1/15/19	RVA INTERNET REIMBURSEMENT	75.00	99 E 800 358 221200 360	02/25/2019

CHECK #	CHECK DATE	VENDOR	PO INVOICE #	DESCRIPTION	CHECK AMOUNT	ACCOUNT	POST DATE
			NUMBER			NUMBER	
Totals for Regier, Amanda					225.00		
156064	02/25/2019	Reto, David	0 FEBRUARY	RVA INTERNET REIMBURSEMENT	75.00	99 E 800 358 221200 360	02/25/2019
Totals for Reto, David					75.00		
156065	02/25/2019	Romualdo, Anthony	0 DECEMBER	RVA INTERNET REIMBURSEMENT	59.95	99 E 800 358 221200 360	02/25/2019
156065	02/25/2019	Romualdo, Anthony	0 JANUARY	RVA INTERNET REIMBURSEMENT	59.95	99 E 800 358 221200 360	02/25/2019
156065	02/25/2019	Romualdo, Anthony	0 NOVEMBER	RVA INTERNET REIMBURSEMENT	51.28	99 E 800 358 221200 360	02/25/2019
Totals for Romualdo, Anthony					171.18		
156066	02/25/2019	Sawyer, Tiffany	0 FEBRUARY	RVA INTERNET REIMBURSEMENT	40.00	99 E 800 358 221200 360	02/25/2019
Totals for Sawyer, Tiffany					40.00		
156067	02/25/2019	Schneebeli, Lisa	0 1/25-2/24/19	RVA INTERNET REIMBURSEMENT	64.99	99 E 800 358 221200 360	02/25/2019
Totals for Schneebeli, Lisa					64.99		
156068	02/25/2019	Schreck, Heidi	0 DECEMBER	RVA INTERNET REIMBURSEMENT	34.99	99 E 800 358 221200 360	02/25/2019
156068	02/25/2019	Schreck, Heidi	0 FEBRUARY	RVA INTERNET REIMBURSEMENT	34.99	99 E 800 358 221200 360	02/25/2019
156068	02/25/2019	Schreck, Heidi	0 JANUARY	RVA INTERNET REIMBURSEMENT	34.99	99 E 800 358 221200 360	02/25/2019
156068	02/25/2019	Schreck, Heidi	0 NOVEMBER	RVA INTERNET REIMBURSEMENT	34.99	99 E 800 358 221200 360	02/25/2019
156068	02/25/2019	Schreck, Heidi	0 OCTOBER	RVA INTERNET REIMBURSEMENT	34.99	99 E 800 358 221200 360	02/25/2019
156068	02/25/2019	Schreck, Heidi	0 SEPTEMBER	RVA INTERNET REIMBURSEMENT	34.99	99 E 800 358 221200 360	02/25/2019
Totals for Schreck, Heidi					209.94		
156069	02/25/2019	Schultz, Melissa	0 1/28-2/27/19	RVA INTERNET REIMBURSEMENT	64.99	99 E 800 358 221200 360	02/25/2019
156069	02/25/2019	Schultz, Melissa	0 11/28-12/27/18	RVA INTERNET REIMBURSEMENT	64.99	99 E 800 358 221200 360	02/25/2019
156069	02/25/2019	Schultz, Melissa	0 12/28/18-1/27/19	RVA INTERNET REIMBURSEMENT	64.99	99 E 800 358 221200 360	02/25/2019
Totals for Schultz, Melissa					194.97		
156070	02/25/2019	Schultz, Pete	0 FEBRUARY	RVA INTERNET REIMBURSEMENT	59.99	99 E 800 358 221200 360	02/25/2019
Totals for Schultz, Pete					59.99		
156071	02/25/2019	Schumacher, Alicia	0 1/22-2/21/19	RVA INTERNET REIMBURSEMENT	55.20	99 E 800 358 221200 360	02/25/2019
Totals for Schumacher, Alicia					55.20		
156072	02/25/2019	Schutt, Jesse	0 FEBRUARY	RVA INTERNET REIMBURSEMENT	49.99	99 E 800 358 221200 360	02/25/2019
Totals for Schutt, Jesse					49.99		
156073	02/25/2019	Schwanz, Luke	0 1/16-2/15/19	RVA INTERNET REIMBURSEMENT	29.99	99 E 800 358 221200 360	02/25/2019
Totals for Schwanz, Luke					29.99		
156074	02/25/2019	Shaner, Doddie	0 1/2-2/1/19	RVA INTERNET REIMBURSEMENT	19.99	99 E 800 358 221200 360	02/25/2019
156074	02/25/2019	Shaner, Doddie	0 11/2-12/1/18	RVA INTERNET REIMBURSEMENT	19.99	99 E 800 358 221200 360	02/25/2019
156074	02/25/2019	Shaner, Doddie	0 12/2/18-1/1/19	RVA INTERNET REIMBURSEMENT	19.99	99 E 800 358 221200 360	02/25/2019
156074	02/25/2019	Shaner, Doddie	0 2/2-3/1/19	RVA INTERNET REIMBURSEMENT	19.99	99 E 800 358 221200 360	02/25/2019
Totals for Shaner, Doddie					79.96		
156075	02/25/2019	Sherpe, Arden	0 JANUARY	RVA INTERNET REIMBURSEMENT	75.00	99 E 800 358 221200 360	02/25/2019
Totals for Sherpe, Arden					75.00		
156076	02/25/2019	Sikes, Brian	0 1/25-2/24/19	RVA INTERNET REIMBURSEMENT	54.99	99 E 800 358 221200 360	02/25/2019
156076	02/25/2019	Sikes, Brian	0 10/25-11/24/18	RVA INTERNET REIMBURSEMENT	54.99	99 E 800 358 221200 360	02/25/2019

CHECK #	CHECK DATE	VENDOR	PO INVOICE #	DESCRIPTION	CHECK AMOUNT	ACCOUNT	POST DATE
			NUMBER			NUMBER	
156076	02/25/2019	Sikes, Brian	0 11/25-12/24/18	RVA INTERNET REIMBURSEMENT	54.99	99 E 800 358 221200 360	02/25/2019
156076	02/25/2019	Sikes, Brian	0 12/25/18-1/24/19	RVA INTERNET REIMBURSEMENT	54.99	99 E 800 358 221200 360	02/25/2019
156076	02/25/2019	Sikes, Brian	0 9/25-10/24/18	RVA INTERNET REIMBURSEMENT	54.99	99 E 800 358 221200 360	02/25/2019
				Totals for Sikes, Brian	274.95		
156077	02/25/2019	Slauch, Scott	0 2/16-3/15/19	RVA INTERNET REIMBURSEMENT	65.95	99 E 800 358 221200 360	02/25/2019
				Totals for Slauch, Scott	65.95		
156078	02/25/2019	Smazal, Timothy	0 1/3-2/2/19	RVA INTERNET REIMBURSEMENT	70.99	99 E 800 358 221200 360	02/25/2019
156078	02/25/2019	Smazal, Timothy	0 10/3-12/2/18	RVA INTERNET REIMBURSEMENT	69.99	99 E 800 358 221200 360	02/25/2019
156078	02/25/2019	Smazal, Timothy	0 2/3-3/2/19	RVA INTERNET REIMBURSEMENT	70.99	99 E 800 358 221200 360	02/25/2019
156078	02/25/2019	Smazal, Timothy	0 9/3-10/2/18	RVA INTERNET REIMBURSEMENT	69.99	99 E 800 358 221200 360	02/25/2019
				Totals for Smazal, Timothy	281.96		
156079	02/25/2019	Snyder, Timothy	0 1/13-2/12/19	RVA INTERNET REIMBURSEMENT	44.99	99 E 800 358 221200 360	02/25/2019
156079	02/25/2019	Snyder, Timothy	0 12/13/18-1/12/19	RVA INTERNET REIMBURSEMENT	44.99	99 E 800 358 221200 360	02/25/2019
				Totals for Snyder, Timothy	89.98		
156080	02/25/2019	Stamm, Lori	0 1/4-2/3/19	RVA INTERNET REIMBURSEMENT	75.00	99 E 800 358 221200 360	02/25/2019
				Totals for Stamm, Lori	75.00		
156081	02/25/2019	Stiel, Matthew	0 1/23-2/22/19	RVA INTERNET REIMBURSEMENT	32.00	99 E 800 358 221200 360	02/25/2019
156081	02/25/2019	Stiel, Matthew	0 12/23-1/22/19	RVA INTERNET REIMBURSEMENT	32.00	99 E 800 358 221200 360	02/25/2019
156081	02/25/2019	Stiel, Matthew	0 8/23-9/22/18	RVA INTERNET REIMBURSEMENT	32.00	99 E 800 358 221200 360	02/25/2019
156081	02/25/2019	Stiel, Matthew	0 9/23-10/22/18	RVA INTERNET REIMBURSEMENT	32.00	99 E 800 358 221200 360	02/25/2019
				Totals for Stiel, Matthew	128.00		
156082	02/25/2019	Stoltenow, Jeff	0 2/18-3/17/19	RVA INTERNET REIMBURSEMENT	69.99	99 E 800 358 221200 360	02/25/2019
				Totals for Stoltenow, Jeff	69.99		
156083	02/25/2019	Strey, Adam	0 1/16-31/19	RVA INTERNET REIMBURSEMENT-PRORATED FROM DATE OF ENROLLMENT OF 1/16	25.76	99 E 800 358 221200 360	02/25/2019
				Totals for Strey, Adam	25.76		
156084	02/25/2019	Sutton, John	0 1/9-2/8/19	RVA INTERNET REIMBURSEMENT	45.00	99 E 800 358 221200 360	02/25/2019
156084	02/25/2019	Sutton, John	0 10/9-11/8/18	RVA INTERNET REIMBURSEMENT	45.00	99 E 800 358 221200 360	02/25/2019
156084	02/25/2019	Sutton, John	0 11/9-12/8/18	RVA INTERNET REIMBURSEMENT	45.00	99 E 800 358 221200 360	02/25/2019
156084	02/25/2019	Sutton, John	0 12/9/18-1/8/19	RVA INTERNET REIMBURSEMENT	45.00	99 E 800 358 221200 360	02/25/2019
156084	02/25/2019	Sutton, John	0 9/9-10/8/18	RVA INTERNET REIMBURSEMENT	45.00	99 E 800 358 221200 360	02/25/2019
				Totals for Sutton, John	225.00		
156085	02/25/2019	Syverson, Raymond	0 1/25-2/24/19	RVA INTERNET REIMBURSEMENT	70.99	99 E 800 358 221200 360	02/25/2019
				Totals for Syverson, Raymond	70.99		
156086	02/25/2019	Tomasek, Joseph	0 12/18/18-1/17/19	RVA INTERNET REIMBURSEMENT	75.00	99 E 800 358 221200 360	02/25/2019
				Totals for Tomasek, Joseph	75.00		
156087	02/25/2019	Tripp, Daryl	0 AUGUST	RVA INTERNET REIMBURSEMENT	64.99	99 E 800 358 221200 360	02/25/2019
156087	02/25/2019	Tripp, Daryl	0 DECEMBER	RVA INTERNET REIMBURSEMENT	65.99	99 E 800 358 221200 360	02/25/2019

CHECK #	CHECK DATE	VENDOR	PO INVOICE #	DESCRIPTION	CHECK AMOUNT	ACCOUNT	POST DATE
			NUMBER			NUMBER	
156087	02/25/2019	Tripp, Daryl	0 JANUARY	RVA INTERNET REIMBURSEMENT	65.99	99 E 800 358 221200 360	02/25/2019
156087	02/25/2019	Tripp, Daryl	0 NOVEMBER	RVA INTERNET REIMBURSEMENT	64.99	99 E 800 358 221200 360	02/25/2019
156087	02/25/2019	Tripp, Daryl	0 OCTOBER	RVA INTERNET REIMBURSEMENT	64.99	99 E 800 358 221200 360	02/25/2019
156087	02/25/2019	Tripp, Daryl	0 SEPTEMBER	RVA INTERNET REIMBURSEMENT	64.99	99 E 800 358 221200 360	02/25/2019
				Totals for Tripp, Daryl	391.94		
156088	02/25/2019	Verlooy, Stephanie	0 2/7-3/6/19	RVA INTERNET REIMBURSEMENT	44.99	99 E 800 358 221200 360	02/25/2019
				Totals for Verlooy, Stephanie	44.99		
156089	02/25/2019	Villiard, Gad	0 2/13-3/12/19	RVA INTERNET REIMBURSEMENT	65.99	99 E 800 358 221200 360	02/25/2019
				Totals for Villiard, Gad	65.99		
156090	02/25/2019	Wagner, Sabrina	0 2/10-3/9/19	RVA INTERNET REIMBURSEMENT	59.99	99 E 800 358 221200 360	02/25/2019
				Totals for Wagner, Sabrina	59.99		
156091	02/25/2019	Waldera, Elizabeth	0 1/15-2/14/19	RVA INTERNET REIMBURSEMENT	45.00	99 E 800 358 221200 360	02/25/2019
				Totals for Waldera, Elizabeth	45.00		
156092	02/25/2019	Weich, Todd	0 FEBRUARY	RVA INTERNET REIMBURSEMENT	64.99	99 E 800 358 221200 360	02/25/2019
				Totals for Weich, Todd	64.99		
156093	02/25/2019	Weigen, Timothy	0 1/28-2/27/19	RVA INTERNET REIMBURSEMENT	65.99	99 E 800 358 221200 360	02/25/2019
156093	02/25/2019	Weigen, Timothy	0 12/28/18-1/27/19	RVA INTERNET REIMBURSEMENT	65.99	99 E 800 358 221200 360	02/25/2019
				Totals for Weigen, Timothy	131.98		
156094	02/25/2019	Zickert, Cory	0 1/24-2/23/19	RVA INTERNET REIMBURSEMENT	59.99	99 E 800 358 221200 360	02/25/2019
				Totals for Zickert, Cory	59.99		
156095	02/14/2019	ChallengeUSA, Inc.	0 1819-01	AFFILIATION FEE	150.00	10 E 400 940 136000 000	02/14/2019
156095	02/14/2019	ChallengeUSA, Inc.	0 1819-02	OPEN STOCK/MODIFIED	200.00	10 E 400 940 136000 000	02/14/2019
				Totals for ChallengeUSA, Inc.	350.00		
156096	02/15/2019	Nicolet National Bank	0 02/15/19PR	FICA/MCA REMITTANCE	63,578.89-	10 A 000 000 711100 000	02/15/2019
156096	02/15/2019	Nicolet National Bank	0 02/15/19PR	FICA/MCA REMITTANCE	63,578.98	10 L 000 000 811611 000	02/15/2019
156096	02/15/2019	Nicolet National Bank	0 02/15/19PR	FICA/MCA REMITTANCE	0.09-	10 E 100 220 110000 000	02/15/2019
156096	02/15/2019	Nicolet National Bank	0 02/15/19PR	FICA/MCA REMITTANCE	18,545.40-	27 A 000 000 711100 000	02/15/2019
156096	02/15/2019	Nicolet National Bank	0 02/15/19PR	FICA/MCA REMITTANCE	18,545.40	27 L 000 000 811611 000	02/15/2019
156096	02/15/2019	Nicolet National Bank	0 02/15/19PR	FICA/MCA REMITTANCE	713.48-	50 A 000 000 711100 000	02/15/2019
156096	02/15/2019	Nicolet National Bank	0 02/15/19PR	FICA/MCA REMITTANCE	713.48	50 L 000 000 811611 000	02/15/2019
156096	02/15/2019	Nicolet National Bank	0 02/15/19PR	FICA/MCA REMITTANCE	225.68-	80 A 000 000 711100 000	02/15/2019
156096	02/15/2019	Nicolet National Bank	0 02/15/19PR	FICA/MCA REMITTANCE	225.68	80 L 000 000 811611 000	02/15/2019
156096	02/15/2019	Nicolet National Bank	0 02/15/19PR	FICA/MCA REMITTANCE	11,343.76-	99 A 000 000 711100 000	02/15/2019
156096	02/15/2019	Nicolet National Bank	0 02/15/19PR	FICA/MCA REMITTANCE	11,343.76	99 L 000 000 811611 000	02/15/2019
156096	02/15/2019	Nicolet National Bank	0 02/15/19PR.	FEDERAL WITHHOLDING	32,232.01-	10 A 000 000 711100 000	02/15/2019
156096	02/15/2019	Nicolet National Bank	0 02/15/19PR.	FEDERAL WITHHOLDING	32,232.01	10 L 000 000 811612 000	02/15/2019
156096	02/15/2019	Nicolet National Bank	0 02/15/19PR.	FEDERAL WITHHOLDING	8,282.49-	27 A 000 000 711100 000	02/15/2019
156096	02/15/2019	Nicolet National Bank	0 02/15/19PR.	FEDERAL WITHHOLDING	8,282.49	27 L 000 000 811612 000	02/15/2019
156096	02/15/2019	Nicolet National Bank	0 02/15/19PR.	FEDERAL WITHHOLDING	354.52-	50 A 000 000 711100 000	02/15/2019

CHECK #	CHECK DATE	VENDOR	PO INVOICE #	DESCRIPTION	CHECK AMOUNT	ACCOUNT				POST DATE
						NUMBER	NUMBER	NUMBER	NUMBER	
156096	02/15/2019	Nicolet National Bank	0 02/15/19PR.	FEDERAL WITHHOLDING	354.52	50	L	000 000	811612 000	02/15/2019
156096	02/15/2019	Nicolet National Bank	0 02/15/19PR.	FEDERAL WITHHOLDING	164.49	80	A	000 000	711100 000	02/15/2019
156096	02/15/2019	Nicolet National Bank	0 02/15/19PR.	FEDERAL WITHHOLDING	164.49	80	L	000 000	811612 000	02/15/2019
156096	02/15/2019	Nicolet National Bank	0 02/15/19PR.	FEDERAL WITHHOLDING	5,093.58	99	A	000 000	711100 000	02/15/2019
156096	02/15/2019	Nicolet National Bank	0 02/15/19PR.	FEDERAL WITHHOLDING	5,093.58	99	L	000 000	811612 000	02/15/2019
156096	02/15/2019	Nicolet National Bank	0 02/15/19PR..	STATE WITHHOLDING	18,513.72	10	A	000 000	711100 000	02/15/2019
156096	02/15/2019	Nicolet National Bank	0 02/15/19PR..	STATE WITHHOLDING	18,513.72	10	L	000 000	811613 000	02/15/2019
156096	02/15/2019	Nicolet National Bank	0 02/15/19PR..	STATE WITHHOLDING	4,705.13	27	A	000 000	711100 000	02/15/2019
156096	02/15/2019	Nicolet National Bank	0 02/15/19PR..	STATE WITHHOLDING	4,705.13	27	L	000 000	811613 000	02/15/2019
156096	02/15/2019	Nicolet National Bank	0 02/15/19PR..	STATE WITHHOLDING	135.52	50	A	000 000	711100 000	02/15/2019
156096	02/15/2019	Nicolet National Bank	0 02/15/19PR..	STATE WITHHOLDING	135.52	50	L	000 000	811613 000	02/15/2019
156096	02/15/2019	Nicolet National Bank	0 02/15/19PR..	STATE WITHHOLDING	53.13	80	A	000 000	711100 000	02/15/2019
156096	02/15/2019	Nicolet National Bank	0 02/15/19PR..	STATE WITHHOLDING	53.13	80	L	000 000	811613 000	02/15/2019
156096	02/15/2019	Nicolet National Bank	0 02/15/19PR..	STATE WITHHOLDING	3,371.80	99	A	000 000	711100 000	02/15/2019
156096	02/15/2019	Nicolet National Bank	0 02/15/19PR..	STATE WITHHOLDING	3,371.80	99	L	000 000	811613 000	02/15/2019
156096	02/15/2019	Nicolet National Bank	0 02/15/19PR...	WI DEPT OF REV/GARNISHMENT	464.25	10	A	000 000	711100 000	02/15/2019
156096	02/15/2019	Nicolet National Bank	0 02/15/19PR...	WI DEPT OF REV/GARNISHMENT	464.25	10	L	000 000	811680 000	02/15/2019
156096	02/15/2019	Nicolet National Bank	0 02/15/19PR....	FLEXIBLE SPENDING	2,211.37	10	A	000 000	711100 000	02/15/2019
156096	02/15/2019	Nicolet National Bank	0 02/15/19PR....	FLEXIBLE SPENDING	2,211.37	10	L	000 000	811691 000	02/15/2019
156096	02/15/2019	Nicolet National Bank	0 02/15/19PR....	FLEXIBLE SPENDING	693.04	27	A	000 000	711100 000	02/15/2019
156096	02/15/2019	Nicolet National Bank	0 02/15/19PR....	FLEXIBLE SPENDING	693.04	27	L	000 000	811691 000	02/15/2019
156096	02/15/2019	Nicolet National Bank	0 02/15/19PR....	FLEXIBLE SPENDING	438.33	99	A	000 000	711100 000	02/15/2019
156096	02/15/2019	Nicolet National Bank	0 02/15/19PR....	FLEXIBLE SPENDING	438.33	99	L	000 000	811691 000	02/15/2019
156096	02/15/2019	Nicolet National Bank	0 02/15/19PR.....	TRUST ADVANTAGE	509.46	10	A	000 000	711100 000	02/15/2019
156096	02/15/2019	Nicolet National Bank	0 02/15/19PR.....	TRUST ADVANTAGE	229.16	27	A	000 000	711100 000	02/15/2019
156096	02/15/2019	Nicolet National Bank	0 02/15/19PR.....	TRUST ADVANTAGE	2.44	99	A	000 000	711100 000	02/15/2019
156096	02/15/2019	Nicolet National Bank	0 02/15/19PR.....	TRUST ADVANTAGE	509.46	10	L	000 000	811660 000	02/15/2019
156096	02/15/2019	Nicolet National Bank	0 02/15/19PR.....	TRUST ADVANTAGE	229.16	27	L	000 000	811660 000	02/15/2019
156096	02/15/2019	Nicolet National Bank	0 02/15/19PR.....	TRUST ADVANTAGE	2.44	99	L	000 000	811660 000	02/15/2019
				Totals for Nicolet National Bank	0.00					
156097	02/15/2019	US Department of Education	0 02/15/19PR	GARNISHMENT	233.55	10	L	000 000	811680 000	02/15/2019
				Totals for US Department of Education	233.55					
156098	02/15/2019	WI SCTF	0 02/15/19PR	CHILD SUPPORT	286.00	10	L	000 000	811680 000	02/15/2019
156098	02/15/2019	WI SCTF	0 02/15/19PR.	CHILD SUPPORT	73.00	10	L	000 000	811680 000	02/15/2019
156098	02/15/2019	WI SCTF	0 02/15/19PR..	CHILD SUPPORT	200.00	10	L	000 000	811680 000	02/15/2019
				Totals for WI SCTF	559.00					
156099	02/18/2019	Advanced Disposal Services	0 M1006427	WASTE SERVICES: JANUARY	512.50	10	E	100 320 253000	000	02/18/2019
156099	02/18/2019	Advanced Disposal Services	0 M1006427	WASTE SERVICES: JANUARY	220.70	10	E	101 320 253000	000	02/18/2019
156099	02/18/2019	Advanced Disposal Services	0 M1006427	WASTE SERVICES: JANUARY	419.06	10	E	200 320 253000	000	02/18/2019

CHECK #	CHECK DATE	VENDOR	PO INVOICE #	DESCRIPTION	CHECK AMOUNT	ACCOUNT	POST DATE
			NUMBER			NUMBER	
156099	02/18/2019	Advanced Disposal Services	0 M1006427	WASTE SERVICES: JANUARY	815.14	10 E 400 320 253000 000	02/18/2019
				Totals for Advanced Disposal Services	1,967.40		
156100	02/18/2019	Bowe, Samantha	0 DONATION	UWRF AGRICULTURAL TRIP	100.00	21 E 400 411 240000 444	02/18/2019
				Totals for Bowe, Samantha	100.00		
156101	02/18/2019	Charter Communications	0 0002810020719	8245 11 246 0002810: 2/15-3/14/19	28.92	80 E 800 359 230000 000	02/18/2019
				Totals for Charter Communications	28.92		
156102	02/18/2019	Country Meats	0 224891	FFA	356.00	21 E 400 411 240000 444	02/18/2019
				Totals for Country Meats	356.00		
156103	02/18/2019	Duwe, Josh	0 3/1/19	DANCE OF THE DECADES	450.00	99 E 800 310 219000 360	02/18/2019
				Totals for Duwe, Josh	450.00		
156104	02/18/2019	EMC Insurance Companies	0 D-95370072	2X35117: #6	4,147.88	10 E 800 711 270000 000	02/18/2019
156104	02/18/2019	EMC Insurance Companies	0 D-95370072	2X35117: #6	3,849.17	10 E 800 712 270000 000	02/18/2019
156104	02/18/2019	EMC Insurance Companies	0 D-95370072	2X35117: #6	8,323.46	10 E 800 713 270000 000	02/18/2019
156104	02/18/2019	EMC Insurance Companies	0 D-95370072	2X35117: #6	165.09	10 E 800 714 270000 000	02/18/2019
				Totals for EMC Insurance Companies	16,485.60		
156105	02/18/2019	EPOC	0 3D-L-WI-1109744	STRATFORD NASP 3D TOURNAMENT	375.00	21 E 100 940 240000 090	02/18/2019
156105	02/18/2019	EPOC	0 BE-L-WI-119272	STRATFORD NASP BULLSEYE TOURNAMENT	1,575.00	21 E 100 940 240000 090	02/18/2019
				Totals for EPOC	1,950.00		
156106	02/18/2019	Grand Theater	0 311788	3/11/19- SES: DAY OF A WORM, A SPIDER...	336.00	21 E 101 940 240000 110	02/18/2019
156106	02/18/2019	Grand Theater	0 311797	3/11/19- MAES: DAY OF A WORM, A SPIDER...	1,230.00	21 E 100 940 240000 010	02/18/2019
				Totals for Grand Theater	1,566.00		
156107	02/18/2019	Innovator of Disability Equipm	0 0021319B	FIELD CHAIR MODEL A	1,650.00	27 E 800 551 218200 341	02/18/2019
				Totals for Innovator of Disability Equip	1,650.00		
156108	02/18/2019	Knight, Barbara	0 2/23/19	ACCOMPANIST - SOLO/ENSEMBLE	150.00	10 E 400 310 125400 000	02/18/2019
				Totals for Knight, Barbara	150.00		
156109	02/18/2019	Manpower	0 4376	MASH DANCE	51.87	10 E 400 310 161000 000	02/18/2019
156109	02/18/2019	Manpower	0 4377	CLC STAFF	203.85	80 E 800 310 240000 740	02/18/2019
				Totals for Manpower	255.72		
156110	02/18/2019	MEP Solutions, LLC	0 1507	JANUARY	550.00	10 E 800 331 253000 000	02/18/2019
				Totals for MEP Solutions, LLC	550.00		
156111	02/18/2019	TDS Telecom	0 678-2600	SES: FEBRUARY	140.90	10 E 800 355 260000 000	02/18/2019
156111	02/18/2019	TDS Telecom	0 748-2316	MAES: FEBRUARY	242.72	10 E 800 355 260000 000	02/18/2019
156111	02/18/2019	TDS Telecom	0 748-2400	RVA: FEBRUARY	34.29	99 E 800 355 221200 360	02/18/2019
156111	02/18/2019	TDS Telecom	0 748-2516	MAMS: FEBRUARY	284.38	10 E 800 355 260000 000	02/18/2019
156111	02/18/2019	TDS Telecom	0 748-4620	DISTRICT OFFICE: FEBRUARY	2,960.22	10 E 800 355 260000 000	02/18/2019
156111	02/18/2019	TDS Telecom	0 748-5951	MASH: FEBRUARY	519.35	10 E 800 355 260000 000	02/18/2019
				Totals for TDS Telecom	4,181.86		



CHECK #	CHECK DATE	VENDOR	PO INVOICE #	DESCRIPTION	CHECK AMOUNT	ACCOUNT	POST DATE
			NUMBER			NUMBER	
156112	02/18/2019	Village Of Stetsonville	0 504-0000-00	2019 SEWER	9,000.00	10 E 800 338 253000 000	02/18/2019
				Totals for Village Of Stetsonville	9,000.00		
156113	02/18/2019	WE Energies	0 5801-451-726	MAMS: 1/1-2/1/19	1,342.06	10 E 800 331 253000 000	02/18/2019
156113	02/18/2019	WE Energies	0 5828-375-690	DISTRICT OFFICE: 1/16-2/14/19	255.21	10 E 800 331 253000 000	02/18/2019
156113	02/18/2019	WE Energies	0 5878-320-850	MASH POOL: 1/16-2/14/19	1,334.59	10 E 800 331 253000 000	02/18/2019
156113	02/18/2019	WE Energies	0 7888-989-881	STETSONVILLE SCHOOL: 1/16-2/13/19	1,529.42	10 E 800 331 253000 000	02/18/2019
156113	02/18/2019	WE Energies	0 9078-733-373	1055 W BROADWAY AVE: 1/16-2/14/19	156.68	10 E 800 331 253000 000	02/18/2019
156113	02/18/2019	WE Energies	0 9275-300-090	MASH BOILERS & MAES: 1/1-2/1/19	2,375.30	10 E 800 331 253000 000	02/18/2019
				Totals for WE Energies	6,993.26		
156114	02/18/2019	Wellner, Darlene	0 2/23/19	ACCOMPANIST: SOLO/ENSEMBLE	150.00	10 E 400 310 125400 000	02/18/2019
				Totals for Wellner, Darlene	150.00		
156115	02/18/2019	Williams, Madelyn	0 1/10/19	BOYS SWIM VS LAKELAND	15.00	10 E 400 310 162000 958	02/18/2019
156115	02/18/2019	Williams, Madelyn	0 1/24/19	BOYS SWIM VS TOMAHAWK	15.00	10 E 400 310 162000 958	02/18/2019
156115	02/18/2019	Williams, Madelyn	0 1/3/19	BOYS SWIM VS RHINELANDER	15.00	10 E 400 310 162000 958	02/18/2019
156115	02/18/2019	Williams, Madelyn	0 2/1/19	GNC BOYS SWIM	15.00	10 E 400 310 162000 958	02/18/2019
				Totals for Williams, Madelyn	60.00		
Totals for checks					1,859,552.73		

FUND SUMMARY

<u>FUND</u>	<u>DESCRIPTION</u>	<u>BALANCE SHEET</u>	<u>REVENUE</u>	<u>EXPENSE</u>	<u>TOTAL</u>
10	GENERAL FUND	1,250,884.44	-25.00	218,505.11	1,469,364.55
21	GIFT FUND	0.00	0.00	12,369.84	12,369.84
27	SPECIAL EDUCATION FUND	100,251.38	0.00	33,495.88	133,747.26
50	FOOD SERVICE FUND	64,449.57	0.00	500.19	64,949.76
72	PRIVATE PURPOSE (SCHOLARSHIPS)	0.00	0.00	40,025.10	40,025.10
80	COMMUNITY SERVICE FUND	0.00	0.00	4,105.16	4,105.16
99	OTHER PKG/COOP PROGRAM FUNDS	41,660.01	0.00	93,331.05	134,991.06
***	Fund Summary Totals ***	1,457,245.40	-25.00	402,332.33	1,859,552.73

\*\*\*\*\* End of report \*\*\*\*\*

---

# MEDFORD AREA PUBLIC SCHOOL DISTRICT

---

## AGENCY FUND

JANUARY 2019

The Board of Education approves the following checks for payment and receipts:

---

### MEDFORD AREA SENIOR HIGH SCHOOL

Checks	#29966-29985		Totaling	\$ 12,758.47
Receipts	#6362-6404	+Interest & Credit Card	Totaling	\$ 17,158.28

---

MEDFORD AREA PUBLIC SCHOOL DISTRICT  
MASH BALANCE SHEET REPORT (Date: 1/2019)

ACCOUNT NUMBER	FUNCTION	BEGINNING January 2018-19		YTD	ENDING
		BALANCE	ACTIVITY	ACTIVITY	BALANCE
60 A 000 000 711109 000	CASH ON DEPOSIT - MASH	50420.45	4399.83	17002.13	67422.58
60 A 000 000 711219 000	PETTY CASH - MASH	340.00	0.00	0.00	340.00
60 A 000 000 712209 000	STATE INVESTMENT POOL - MASH	50363.85	106.83	652.28	51016.13
60 A 000 000 713309 000	INTEREST RECEIVABLE	0.00	0.00	0.00	0.00
60 A --- --- --- ---	*Asset	101124.30	4506.66	17654.41	118778.71
60 L 000 000 812109 000	DUE TO GENERAL FUND	0.00	0.00	0.00	0.00
60 L 000 000 814402 000	ANNUAL	1.00CR	0.00	0.00	1.00CR
60 L 000 000 814403 000	ART CLUB	2923.62CR	344.27	1611.86	1311.76CR
60 L 000 000 814404 000	ART RESALE	1511.39CR	199.00CR	763.83CR	2275.22CR
60 L 000 000 814415 000	CANDY MACHINES	0.00	0.00	0.00	0.00
60 L 000 000 814419 000	CHESS CLUB	65.80CR	0.00	0.00	65.80CR
60 L 000 000 814422 000	CHOIR	0.00	0.00	0.00	0.00
60 L 000 000 814423 000	CLASS OF 2016	0.00	0.00	0.00	0.00
60 L 000 000 814424 000	CLASS OF 2017	1524.30CR	0.00	0.00	1524.30CR
60 L 000 000 814425 000	CLASS OF 2018	292.77CR	0.00	0.00	292.77CR
60 L 000 000 814426 000	CLASS OF 2019	3028.26CR	2.04CR	683.66	2344.60CR
60 L 000 000 814427 000	CLASS OF 2020	276.47CR	185.98	86.88	189.59CR
60 L 000 000 814428 000	CLASS OF 2021	14.12	1.00CR	88.59CR	74.47CR
60 L 000 000 814429 000	CLASS OF 2022	0.00	0.00	73.13CR	73.13CR
60 L 000 000 814430 000	CLASS OF 2013	0.00	0.00	0.00	0.00
60 L 000 000 814431 000	CLASS OF 2014	0.00	0.00	0.00	0.00
60 L 000 000 814432 000	CLASS OF 2015	0.00	0.00	0.00	0.00
60 L 000 000 814433 000	DANCE COMMITTEE	1309.00CR	59.76	909.76	399.24CR
60 L 000 000 814437 000	DRAMA CLUB	11744.06CR	155.00CR	2735.31CR	14479.37CR
60 L 000 000 814441 000	HISTORY CLUB	8286.65CR	0.00	3239.47CR	11526.12CR
60 L 000 000 814442 000	FRENCH TRIP	5387.97CR	168.60CR	3.57	5384.40CR
60 L 000 000 814452 000	INTEREST	2409.27CR	136.47CR	836.01CR	3245.28CR
60 L 000 000 814458 000	LIBRARY CLUB	1005.60CR	0.00	13.40CR	1019.00CR
60 L 000 000 814463 000	MARKETING CLUB	8033.62CR	1162.66CR	2537.16CR	10570.78CR
60 L 000 000 814467 000	STUDENT VENDING	1371.57CR	1790.07CR	3085.31CR	4456.88CR
60 L 000 000 814469 000	NATIONAL HONOR SOCIETY	413.93CR	0.00	3.25CR	417.18CR
60 L 000 000 814473 000	POST PROM	11371.23CR	20.00CR	420.00CR	11791.23CR
60 L 000 000 814475 000	YOUTH APPRENTICESHIP	13165.72CR	1019.27	2787.88CR	15953.60CR
60 L 000 000 814476 000	RAIDER HORIZON	0.00	0.00	0.00	0.00
60 L 000 000 814478 000	ROCKETRY CLUB	0.00	0.00	0.00	0.00
60 L 000 000 814479 000	SHOW CHOIR	3843.33CR	100.00CR	2540.88	1302.45CR
60 L 000 000 814480 000	SCIENCE CLUB	1405.86CR	0.00	0.00	1405.86CR
60 L 000 000 814481 000	SCIENCE OLYMPIAD	10921.22CR	2237.52CR	3225.37CR	14146.59CR
60 L 000 000 814483 000	INTERNATIONAL CLUB	2376.83CR	512.44	184.44	2192.39CR
60 L 000 000 814485 000	SPANISH TRIP	7432.73CR	1583.41CR	33.45CR	7466.18CR
60 L 000 000 814486 000	STUDENT COUNCIL	1270.69CR	927.39	3833.30CR	5103.99CR
60 L 000 000 814494 000	WEIGHT LIFTERS	109.00CR	0.00	0.00	109.00CR
60 L --- --- --- ---	*Liability	101467.77CR	4506.66CR	17654.41CR	119122.18CR
60 - --- --- --- ---	*AGENCY FUND	343.47CR	0.00	0.00	343.47CR

Number of Accounts: 41

\*\*\*\*\* End of report \*\*\*\*\*

POST

DATE	CHECK	TYP	BANK	VENDOR	VENDOR NAME	DESCRIPTION	DATE	INVOICE #	AMOUNT
01/31/2019	929966	M	MASH AGENC	HAMLASAR000	Hamland, Sarah	REIMBURSE/CLUB SHIRTS	01/08/2019	INTERNATIO	155.40
01/31/2019	929967	M	MASH AGENC	S & A TR000	S & A Trophy	NAME PLATE	01/08/2019	STUDENT VE	5.35
01/31/2019	929968	M	MASH AGENC	GB VENDI000	GB Vending	SUPPLIES	01/08/2019	STUDENT VE	890.80
01/31/2019	929969	M	MASH AGENC	POEHLCAS000	Poehler, Cassandra	2017 SCHOLARSHIP	01/08/2019	INTERNATIO	200.00
01/31/2019	929970	M	MASH AGENC	MAPS 001	Medford Area Public	REIMBURSE CC	01/08/2019	MARKETING	49.92
01/31/2019	929971	M	MASH AGENC	MEDCO 001	Medford Cooperative	SUPPLIES	01/08/2019	ST COUNCEL	23.86
01/31/2019	929971	M	MASH AGENC	MEDCO 001	Medford Cooperative	SUPPLIES	01/08/2019	STUDENT VE	22.67
01/31/2019	929971	M	MASH AGENC	MEDCO 001	Medford Cooperative	SUPPLIES	01/08/2019	YOUTH APPR	944.27
01/31/2019	929972	M	MASH AGENC	OLD FASH001	Old Fashion Candy Co	CANDY VALENTINE ROSES	01/09/2019	ART CLUB	142.77
01/31/2019	929973	M	MASH AGENC	MAPS 001	Medford Area Public	SCHOLARSHIP	01/21/2019	INTERNATIO	200.00
01/31/2019	929974	M	MASH AGENC	MID-WISC000	Mid-Wisconsin Bevera	POP/WATER	01/29/2019	MARKETING	709.70
01/31/2019	929974	M	MASH AGENC	MID-WISC000	Mid-Wisconsin Bevera	POP/WATER	01/29/2019	ST COUNCIL	1,257.60
01/31/2019	929974	M	MASH AGENC	MID-WISC000	Mid-Wisconsin Bevera	JUICE/POP/WATER	01/29/2019	STUDENT VE	506.06
01/31/2019	929975	M	MASH AGENC	REILLSTE000	Reilly, Sterling	FUNDRAISING REFUND	01/29/2019	SPANISH TR	50.00
01/31/2019	929976	M	MASH AGENC	INTERACT001	Interact Travel, Inc	SPAIN PYMT/FBO:SR	01/29/2019	SPANISH TR	1,250.00
01/31/2019	929977	M	MASH AGENC	HAMLASAR000	Hamland, Sarah	REIMBURSE/GIVING TREE GIFT	01/29/2019	INTERNATIO	52.04
01/31/2019	929977	M	MASH AGENC	HAMLASAR000	Hamland, Sarah	REIMBURSE/SPANISH CAMP	01/29/2019	SPANISH TR	161.59
01/31/2019	929978	M	MASH AGENC	IN STITC000	In Stitches & Ink LL	APPAREL	01/29/2019	SCIENCE OL	1,283.00
01/31/2019	929979	M	MASH AGENC	BROA THE000	Broadway Theatre	MOVIE NIGHT	01/29/2019	DRAMA CLUB	165.00
01/31/2019	929980	M	MASH AGENC	PAFF BRA000	Paff, Bradley	REIMBURSE/MUFFIN SUPPLIES	01/29/2019	SCIENCE OL	522.48
01/31/2019	929981	M	MASH AGENC	MAPS 001	Medford Area Public	REIMBURSE/CC CHGS	01/29/2019	CLASS 2020	125.50
01/31/2019	929981	M	MASH AGENC	MAPS 001	Medford Area Public	REIMBURSE/CC CHGS	01/29/2019	DANCE COMM	59.76
01/31/2019	929981	M	MASH AGENC	MAPS 001	Medford Area Public	REIMBURSE/CC CHGS	01/29/2019	MARKETING.	1,367.99
01/31/2019	929981	M	MASH AGENC	MAPS 001	Medford Area Public	REIMBURSE/CC CHGS	01/29/2019	YOUTH APPR	75.00
01/31/2019	929982	M	MASH AGENC	VENZKCAT000	Venzke, Catherine	REIMBURSE/PROM CHGS	01/29/2019	CLASS 2020	61.48
01/31/2019	929983	M	MASH AGENC	ST CROIX000	St Croix Valley Dist	POPCORN	01/29/2019	MARKETING	380.00
01/31/2019	929984	M	MASH AGENC	GRAPHIC 001	The Graphic Edge	SUPPLIES	01/29/2019	MARKETING	1,296.23
01/31/2019	929985	M	MASH AGENC	MAPS 001	Medford Area Public	SCHOLARSHIP	01/30/2019	ART CLUB	300.00
01/31/2019	929985	M	MASH AGENC	MAPS 001	Medford Area Public	SCHOLARSHIP	01/30/2019	ST COUNCIL	500.00

Totals for checks 12,758.47

POST	REFERENCE 1	BANK	REFERENC	SS	LINE	DESCRIPTION 1	DESCRIPTION 2	DATE	AMOUNT
01/31/2019	MASH	BNK9		90	42	REC'D JANUARY RECEIPTS	PETTY CASH	01/31/2019	16,911.05CR
01/31/2019	MASH	BNK9		90	43	REC'D JANUARY DEPOSITS	PETTY CASH	01/31/2019	16,911.05
01/31/2019	MASH	BNK9	JE 30	90	45	JANUARY INTEREST 2.4%	ST INV PL	01/31/2019	106.83CR
01/31/2019	MASH	BNK9	6379	90	18	BOWL SALES/GIFT SHOP	ART CLUB	01/11/2019	25.50
01/31/2019	MASH	BNK9	6392	90	30	TRIP	ART CLUB	01/22/2019	40.00
01/31/2019	MASH	BNK9	6403	90	40	CHOCOLATE ROSES	ART CLUB	01/29/2019	33.00
01/31/2019	MASH	BNK9	6393	90	31	LAB FEES	ART RESALE	01/22/2019	52.50
01/31/2019	MASH	BNK9	6397	90	35	LAB FEES	ART RESALE	01/25/2019	86.50
01/31/2019	MASH	BNK9	6404	90	41	LAB FEES	ART RESALE	01/29/2019	60.00
01/31/2019	MASH	BNK9	6387	90	26	LATE REGISTRATION	CLASS 2019	01/21/2019	1.00
01/31/2019	MASH	BNK9	JE 32	90	48	REC'D REVTRAK DEPOSITS	CLASS 2019	01/31/2019	1.04
01/31/2019	MASH	BNK9	6386	90	25	LATE REGISTRATION	CLASS 2020	01/21/2019	1.00
01/31/2019	MASH	BNK9	6388	90	27	LATE REGISTRATION	CLASS 2021	01/21/2019	1.00
01/31/2019	MASH	BNK9	6384	90	23	TRIP	DRAMA CLUB	01/16/2019	200.00
01/31/2019	MASH	BNK9	6401	90	38	TICKETS	DRAMA CLUB	01/28/2019	120.00
01/31/2019	MASH	BNK9	6402	90	39	CANDY FUNDRAISER	FRANCE TRIP	01/29/2019	168.60
01/31/2019	MASH	BNK9	JE 29	90	44	REC'D JANUARY DEPOSITS	INTEREST	01/31/2019	29.64
01/31/2019	MASH	BNK9	JE 30	90	46	JANUARY INTEREST/ST INV PL	INTEREST	01/31/2019	106.83
01/31/2019	MASH	BNK9	6362	90	1	CONCESSIONS/RED ZONE	MARKETING	01/02/2019	1,649.00
01/31/2019	MASH	BNK9	6394	90	32	CONCESSIONS/SALES	MARKETING	01/23/2019	3,105.00
01/31/2019	MASH	BNK9	JE 31	90	47	REC'D SQUARE INC DEPOSITS	MARKETING	01/31/2019	212.50
01/31/2019	MASH	BNK9	6364	90	3	MACHINES	STUDENT VENDING	01/02/2019	144.00
01/31/2019	MASH	BNK9	6365	90	4	PING PONG BALLS	STUDENT VENDING	01/02/2019	44.00
01/31/2019	MASH	BNK9	6367	90	6	MACHINES	STUDENT VENDING	01/04/2019	194.00
01/31/2019	MASH	BNK9	6373	90	12	MACHINES	STUDENT VENDING	01/07/2019	114.00
01/31/2019	MASH	BNK9	6374	90	13	REBATE/LIFETOUCH	STUDENT VENDING	01/07/2019	1,401.20
01/31/2019	MASH	BNK9	6375	90	14	MACHINES	STUDENT VENDING	01/08/2019	180.00
01/31/2019	MASH	BNK9	6383	90	22	MACHINES	STUDENT VENDING	01/16/2019	435.75
01/31/2019	MASH	BNK9	6390	90	29	MACHINES	STUDENT VENDING	01/22/2019	111.00
01/31/2019	MASH	BNK9	6398	90	36	MACHINES	STUDENT VENDING	01/25/2019	611.00
01/31/2019	MASH	BNK9	JE 33	90	50	TO POST PROM	STUDENT VENDING	01/31/2019	20.00CR
01/31/2019	MASH	BNK9	JE 33	90	51	FROM STUDENT VENDING	POST PROM	01/31/2019	20.00
01/31/2019	MASH	BNK9	6378	90	17	MOMENUM DUES	SHOW CHOIR	01/08/2019	100.00
01/31/2019	MASH	BNK9	6366	90	5	INVITATIONAL	SCIENCE OLYMPIAD	01/02/2019	300.00
01/31/2019	MASH	BNK9	6376	90	15	MUFFINS	SCIENCE OLYMPIAD	01/08/2019	638.00
01/31/2019	MASH	BNK9	6380	90	19	REGISTRATION	SCIENCE OLYMPIAD	01/11/2019	200.00
01/31/2019	MASH	BNK9	6381	90	20	CONCESSIONS	SCIENCE OLYMPIAD	01/14/2019	2,175.00
01/31/2019	MASH	BNK9	6396	90	34	MUFFINS	SCIENCE OLYMPIAD	01/24/2019	730.00
01/31/2019	MASH	BNK9	6372	90	11	T SHIRTS	INTERNATIONAL CLUB	01/04/2019	90.00
01/31/2019	MASH	BNK9	6395	90	33	CLUB DUES	INTERNATIONAL CLUB	01/24/2019	5.00
01/31/2019	MASH	BNK9	6369	90	8	FUND RAISING/WOLLER	SPANISH TRIP	01/04/2019	100.00
01/31/2019	MASH	BNK9	6370	90	9	FUND RAISING/REILLY	SPANISH TRIP	01/04/2019	236.00
01/31/2019	MASH	BNK9	6371	90	10	FUND RAISING/BALCIAR	SPANISH TRIP	01/04/2019	84.00
01/31/2019	MASH	BNK9	6382	90	21	JANUARY PMT/SR	SPANISH TRIP	01/16/2019	1,600.00
01/31/2019	MASH	BNK9	6399	90	37	SPANISH CAMP	SPANISH TRIP	01/28/2019	1,025.00
01/31/2019	MASH	BNK9	6363	90	2	MACHINES	ST COUNCIL	01/02/2019	394.00
01/31/2019	MASH	BNK9	6368	90	7	MACHINES	ST COUNCIL	01/04/2019	161.00
01/31/2019	MASH	BNK9	6377	90	16	MACHINES	ST COUNCIL	01/08/2019	94.00
01/31/2019	MASH	BNK9	6385	90	24	MACHINES	ST COUNCIL	01/16/2019	189.00
01/31/2019	MASH	BNK9	6389	90	28	LATE REGISTRATION	ST COUNCIL	01/21/2019	12.00
01/31/2019	MASH	BNK9	JE 32	90	49	REC'D REVTRAK DEPOSITS	ST COUNCIL	01/31/2019	4.07

Total for Cash Receipts

17,158.30















Vendor	Name	Purch Vendor	Purchasing Name	PO Number	Typ	Invoice Nbr	Accrual	Amount
Line	Description							Amount
	Account							Amount
Invoice Number 98765400000 continued								
BMO FINA000	Bmo Financial Group					YDA 98765400000	A/P-ACCR	36,269.08
	10 E 800 353 260000 000							1,140.00
1580	MAPSDDO, Bookshark Llc, 3037308193, CO, 80122, US,							684.01
	99 E 800 470 110000 360							684.01
1590	MAPSDDO, Awsa, 608-2410300, WI, 53704, US,							268.00
	10 E 800 310 221200 000							268.00
1600	MAPSDDO, Awsa, 608-2410300, WI, 53704, US,							268.00
	10 E 800 310 221200 000							268.00
1610	MAPSDDO, Bookshark Llc, 3037308193, CO, 80122, US,							95.50
	99 E 800 470 110000 360							95.50
1620	MAPSDDO, Medford County Market, 7157489212, WI, 54451, US,							119.29
	10 E 400 411 135000 000							119.29
1630	MAPSDDO, Bookshark Llc, 3037308193, CO, 80122, US,							46.90
	99 E 800 470 110000 360							46.90
1640	MAPSDDO, Bookshark Llc, 3037308193, CO, 80122, US,							47.50
	99 E 800 470 110000 360							47.50
1650	MID SCHOOL, C C Sutlery, 208-3987279, ID, 83617, US,							360.00
	21 E 200 411 127000 000							360.00
1660	MID SCHOOL, C C Sutlery, 208-3987279, ID, 83617, US,							41.34
	10 E 200 411 127000 000							41.34
1670	MID SCHOOL, Usps Po 5652500887, Medford, WI, 54451, US,							11.00
	10 E 800 353 260000 000							11.00
1680	MID SCHOOL, C C Sutlery, 208-3987279, ID, 83617, US,							5.50
	10 E 200 411 127000 000							5.50
1690	MID SCHOOL, Fundraising.Com, 8002511542, TN, 37214, US,							855.00
	21 E 200 411 240000 221							855.00
1700	MID SCHOOL, Amazon.Com*m24wt4b41, Amzn.Com/Bill, WA, 98109, US,							210.98
	10 E 200 440 240000 000							210.98
1710	MID SCHOOL, Cherrydale, Lansdale, PA, 19446, US,							42.95
	21 E 200 411 240000 217							42.95
1720	MID SCHOOL, Amazon.Com*m24ta0152, Amzn.Com/Bill, WA, 98109, US,							27.36
	10 E 200 411 110000 000							27.36
1730	MID SCHOOL, Amazon.Com*m21br0an0, Amzn.Com/Bill, WA, 98109, US,							35.87
	10 E 800 439 172000 000							35.87
1740	MID SCHOOL, Wm Supercenter #3643, Medford, WI, 54451, US,							199.34
	21 E 200 411 500000 272							199.34
1750	MID SCHOOL, Wal-Mart #3643, Medford, WI, 54451, US,							48.00
	21 E 200 411 500000 272							48.00
1760	MID SCHOOL, Usps Po 5652500887, Medford, WI, 54451, US,							8.50
	10 E 800 353 260000 000							8.50
1770	MID SCHOOL, Usps Po 5652500887, Medford, WI, 54451, US,							14.70
	10 E 800 353 260000 000							14.70
1780	MID SCHOOL, Scripps Spelling Bee, 5139773622, OH, 45202, US,							160.00
	10 E 200 940 122000 000							160.00
1790	LAURA LUNDY., Kwik Trip 35100003517, Medford, WI, 54451, US,							10.57
	10 E 800 342 221300 000							10.57
1800	LAURA LUNDY., Jimmy Johns - 1546, Baraboo, WI, 53913, US,							51.36
	10 E 800 342 221300 000							51.36

TOTAL INVOICES CREATED =====> 1

TOTAL AMOUNT OF INVOICES =====>

36,269.08

Invoice Parameters:

Invoice Date: 01/23/2019 Due Date: 01/23/2019 Batch: 0001 Bank: BNK0 Check Type: Regular

\*\*\*\*\* End of report \*\*\*\*\*

MEDFORD AREA PUBLIC SCHOOL DISTRICT  
Regular Board Of Education Meeting

Ten-Year Utility Expense Comparison Report

MONTH-END -  
January

Object	-	2009-2010	2010-2011	2011-2012	2012-2013	2013-2014	2014-2015	2015-2016	2016-2017	2017-2018	2018-2019
UTILITY											
(331) GAS/HEAT	BUDGET	185,000.00	185,000.00	120,000.00	115,000.00	115,000.00	135,000.00	100,000.00	127,350.00	125,400.00	125,400.00
	YEAR-END	118,544.25	116,571.67	99,320.69	98,230.49	157,201.50	115,000.00	76,000.00	80,000.00	85,000.00	125,400.00
	MONTH-END	118,544.25	116,571.67	99,320.69	98,230.49	157,201.50	112,988.06	73,760.27	77,478.24	84,052.63	42,102.25
(336) ELECTRICITY	BUDGET	180,000.00	180,000.00	205,000.00	205,000.00	205,000.00	205,000.00	205,000.00	205,000.00	203,000.00	203,000.00
	YEAR-END	173,374.78	198,793.42	195,307.80	180,194.58	177,214.36	180,000.00	190,000.00	196,000.00	203,000.00	203,000.00
	MONTH-END	173,374.78	198,793.42	195,307.80	180,194.58	177,214.36	183,669.54	185,486.28	179,186.68	189,662.10	97,929.26
(337) WATER	BUDGET	16,500.00	16,500.00	16,500.00	16,500.00	16,500.00	16,300.00	16,500.00	16,500.00	16,500.00	16,500.00
	YEAR-END	15,308.51	15,443.85	15,796.88	17,413.41	19,253.97	18,300.00	21,200.00	21,000.00	20,000.00	16,500.00
	MONTH-END	15,308.51	15,443.85	15,796.88	17,413.41	19,253.97	19,198.34	21,109.99	19,316.24	21,786.88	10,449.32
(338) SEWER	BUDGET	26,000.00	26,000.00	26,000.00	26,000.00	26,000.00	26,000.00	26,000.00	26,000.00	25,000.00	25,000.00
	YEAR-END	22,098.76	22,478.20	23,755.14	22,252.41	22,856.79	29,000.00	29,500.00	29,000.00	27,000.00	25,000.00
	MONTH-END	22,098.76	22,478.20	23,755.14	22,252.41	22,856.79	29,108.64	28,582.53	27,574.48	28,335.57	8,835.02
(353) POSTAGE	BUDGET	23,000.00	23,000.00	20,000.00	20,000.00	20,000.00	23,500.00	26,000.00	25,000.00	25,000.00	25,600.00
	YEAR-END	23,850.57	15,464.05	19,798.73	19,700.32	18,213.81	23,500.00	26,000.00	21,000.00	25,000.00	25,600.00
	MONTH-END	23,850.57	15,464.05	19,798.73	19,700.32	18,213.81	22,876.13	25,261.33	19,994.87	19,356.74	12,430.90
(355) TELEPHONE	BUDGET	22,000.00	23,000.00	57,000.00	74,000.00	84,260.00	84,260.00	86,260.00	86,450.00	86,450.00	65,000.00
	YEAR-END	29,007.91	32,308.42	76,330.24	83,213.33	83,659.35	84,260.00	86,260.00	70,000.00	58,000.00	65,000.00
	MONTH-END	29,007.91	32,308.42	76,330.24	83,213.33	83,659.35	79,687.24	83,718.91	65,872.64	54,694.75	31,913.78
TOTAL BUDGET		452,500.00	453,500.00	444,500.00	456,500.00	466,760.00	490,060.00	459,760.00	486,300.00	481,350.00	460,500.00
TOTAL ESTIMATED YEAR-END		382,184.78	401,059.61	430,309.48	421,004.54	478,399.78	450,060.00	428,960.00	417,000.00	418,000.00	460,500.00
TOTAL MONTH-END		382,184.78	401,059.61	430,309.48	421,004.54	478,399.78	447,527.95	417,919.31	389,423.15	397,888.67	203,660.53
		452,500.00	453,500.00	444,500.00	456,500.00	466,760.00	490,060.00	459,760.00	486,300.00	481,350.00	460,500.00
		382,184.78	401,059.61	430,309.48	421,004.54	478,399.78	447,527.95	417,919.31	389,423.15	397,888.67	203,660.53
		70,315.22	52,440.39	14,190.52	35,495.46	(11,639.78)	42,532.05	41,840.69	96,876.85	83,461.33	256,839.47

Medford Area Public School District  
 Post Retirement Trust  
 July 1, 2018 to June 30, 2019

Month	July	August	September	October	November	December	January	February	March	April	May	June	Year to Date
Beginning Balance	3,267,886.29	3,027,926.14	3,028,706.33	3,022,496.75	2,947,581.56	2,946,889.67	2,854,822.29	2,939,864.22	2,939,864.22	2,939,864.22	2,939,864.22	2,939,864.22	3,267,886.29
Additions	-	-	-	-	-	-	-	-	-	-	-	-	-
Earnings	117,891.76	2,976.78	8,266.66	5,526.09	6,092.20	46,753.99	(709.83)	-	-	-	-	-	186,797.65
Unrealized (Loss)/Gain	(82,469.62)	19,733.31	(12,823.19)	(78,791.87)	19,584.86	(109,547.02)	87,310.62	-	-	-	-	-	(157,002.91)
Fees	(1,782.29)	(1,652.39)	(1,653.05)	(1,649.41)	(1,608.95)	(1,608.59)	(1,558.86)	-	-	-	-	-	(11,513.54)
Annual Implicit Rate Subsidy	(65,467.00)	-	-	-	-	-	-	-	-	-	-	-	(65,467.00)
Contributions	80,467.00	-	-	-	-	-	-	-	-	-	-	-	80,467.00
Disbursements	(288,600.00)	(20,277.51)	-	-	(24,760.00)	(27,665.76)	-	-	-	-	-	-	(361,303.27)
Ending Balance	3,027,926.14	3,028,706.33	3,022,496.75	2,947,581.56	2,946,889.67	2,854,822.29	2,939,864.22	2,939,864.22	2,939,864.22	2,939,864.22	2,939,864.22	2,939,864.22	2,939,864.22
Liability Value (-)													
Investment at Cost	2,817,841.73	2,798,888.61	2,805,502.22	2,809,378.90	2,789,102.15	2,806,581.79	2,804,313.10	-	-	-	-	-	-
Accum Unrealized (Loss) Gain	210,084.41	229,817.72	216,994.53	138,202.66	157,787.52	48,240.50	135,551.12	2,939,864.22	2,939,864.22	2,939,864.22	2,939,864.22	2,939,864.22	2,939,864.22

Beginning Balance	3,267,886.29
Additions	-
Earnings	186,797.65
Unrealized Gain	(157,002.91)
Fees	(11,513.54)
Implicit Rate	(65,467.00)
Annual Contribution	80,467.00
Disbursements	(361,303.27)
	<u>2,939,864.22</u>

