

MEDFORD AREA PUBLIC SCHOOL DISTRICT
124 West State Street
Medford, WI 54451

Public Meeting Notice
Board of Education Finance Committee Meeting

Meeting Date: Tuesday, July 16, 2019

Time: 1:00 p.m.

Location: Medford Area Public School District – District Office
124 West State Street
Medford, WI 54451

Purpose of Meeting:

1. Food Service Update
2. Update on Electrical Phase Outage
3. Consideration of Post -Employment Contribution
4. Review of 2019-20 Budget Booklet and Selected Budgets
 - Fund 50 Food Service Budget
 - Equalization Aid Update
 - Per Pupil Categorical Aid increase
5. Update Bank Accounts/resolutions for new staff
6. Soar Agreement
7. Consideration of Monthly Expenditures
8. Meeting Dates

Open Meeting Law Compliance: This notice was sent for posting to the Star News, WKEB/WIGM Radio, Medford Area Public Schools and the District Office on July 9, 2019.

NOTE: This meeting is open to the public.

MONTHLY SCHOOL NUTRITION SERVICES REPORT



School Name/District Medford Area Public School District	Month June	Year 2019
To Audra Brooks	Prepared by: David Fisher	

FINANCIALS & PROGRAM PARTICIPATION

June Summer Program 2018 with 15 days we had 3194 breakfast, 3194 lunch
June Summer Program 2019 with 19 days we had 5098 breakfast, 7118 lunch

Numbers vs last year Up 1904 breakfast, Up 3924 lunch

Per Day Up 134 breakfast, Up 162 Lunch

PROMOTIONS/SPECIALS/NEW PRODUCTS INTRODUCED

The district is participating in the Summer Feeding Program. The program provides funding for free meals to all children 18 years and younger during the Summer months. This will be the second year for the program in Medford. The program will be offered starting June 4th-28th at MAES. Breakfast will be served 8:00am-9am. Lunch will be served 11:45am-1pm. The second session will take place at MASH July 8th- August 31st.

TEAM EDUCATION/TRAINING/IN-SERVICES/MEETINGS/UPDATES

Quarter 2 safety audit was completed by Dave Fisher. Monthly cooks meeting was completed. Monthly safety training was completed which covered temperatures and calibrating thermometers.

CATERING EVENTS

Catering events included Senior Picnic, Senior Breakfast, Staff Retirement, and field trips.

OTHER

Working on increasing participation, student surveys, controlling labor, implementing a new inventory system in TraxNow, and preparing for my Ecosure Audit.

It is our pleasure to serve the students at your School District!

PHOTOS



School Nutrition conference in Wisconsin Dells



Learning how to increase participation at Medford.



Rose Gilles working hard giving nutritious meals to our students at Summer school.



Students getting ready for a busy day after having a great Breakfast.



Fun times at MAES for Summer Feeding

Medford Area Public School District

Board of Education Budget Study Document



2019-20



Budget & Program Proposals

First Review	February 25, 2019
Second Review	March 28, 2019
Final Program / Staff Review.....	April 22, 2019
Consolidated Budget Review	May 20, 2019
Final Budget Review	June 24, 2019
.....	July 22, 2019
.....	August 26, 2019
.....	September 23, 2019
Annual Meeting	October 28, 2019

Medford Area Public School District

Budget Process

Introduction

The word “economics” is derived from oikonomikos, which means skilled in household management. The economic problem our state and community struggle with in regard to public education is: “how do we allocate increasingly limited financial resources to maintain a quality, well-rounded instructional program that meets needs for all students?”

In a market economy, the politicians perform a function much like the managers of a private business. They interpret public demands for goods and services and attempt to find ways of supplying those goods and services. Whether or not politicians are successfully achieving that objective for public education is a matter of diverse opinion.

Included in this budget overview are the following items:

1. Budget Process / Introduction	Page 2
2. Tentative Board Calendar	Page 3
3. 2018-19 Budget Parameter Projection	Page 4
a. Instructional Budget Parameters for 2019-20	Page 5
b. Operations and Maintenance Budget Parameters for 2019-20.....	Page 5
c. Salaries and Benefits Budget Parameters for 2019-20	Page 5
d. Transportation Budget Parameters for 2019-20.....	Page 5
e. All Other budget Parameters for 2019-20	Page 5
4. Enrollment Information	Page 6
a. General Enrollment	Page 6
b. Enrollment by School – January 2000-2020	Page 6
c. Enrollment by Grade Level 2018-19 and Projected 2019-20	Page 6
5. Budget Staffing Report.....	Page 7

Tentative Board Calendar

- Monday, February 25Proposed Budget Process to Board
- Tuesday, February 26Budget materials to identified staff
- Friday, March 8Non-instructional budget submitted to district office
- Friday, March 8 –
Friday, March 22District Office review of non-instructional budgets
- Thursday, March 28Board of Education review of non-instructional budget
- Friday, April 15Instructional budgets submitted to district office
- Friday, April 15 –
Friday, April 19District Office review of instructional budgets
- Monday, April 22Board of Education review of instructional budget
- May Board MeetingBoard of Education review of revenues and other budgets; revenues and expenditures summarized, tax levy estimated; and date of annual meeting set
- Monday, June 25.....Budget modifications considered and budget adopted by Board
- Monday, October 28.....Annual Meeting
- Monday, October 28.....Adopt tax levy and consider budget adjustments



2019-20 Budget Parameter Projection - Fund 10 and 27

Tuesday, July 16th, 2019				Addl Categorical Aid \$25	Addl Categorical Aid \$0
Revenue					
Increase to Categorical Aid				25	-
Number of Students-3 year average				<u>2,114</u>	<u>2,114</u>
Categorical aid increase				52,850	-
Prior year categorical ai	2,114	742		<u>1,568,588</u>	<u>1,568,588</u>
Total Categorical Aid				<u>1,621,438</u>	<u>1,568,588</u>
Prior year student count				2,114	2,114
18-19 per pupil	9,400	300		<u>9,700</u>	<u>9,500</u>
Total Revenue Limit				<u>20,505,800</u>	<u>20,083,000</u>
Total Revenue Limit and Categorical Aid				22,127,238	21,651,588
Fund 3½ WRS prior service				<u>(182,000)</u>	<u>(182,000)</u>
Final year					
Fund 10				21,945,238	21,469,588
Other Fund 10 Revenue				<u>5,845,431</u>	<u>5,845,431</u>
Total Fund 10 Revenue				27,790,669	27,315,019
Total Fund 27 Revenue				<u>1,745,042</u>	<u>1,745,042</u>
Total Projected Revenue				<u><u>29,535,711</u></u>	<u><u>29,060,061</u></u>
Expenditures					
	From 2018-2019 Budget			<u>2019-2020</u>	<u>2019-2020</u>
Instruction	1,817,240			1,732,637	1,732,637
Operations/Maintenanc	1,162,355 *			1,270,330	1,270,330
Salary	13,255,323			13,802,155	13,802,155
Benefits	6,487,298			6,585,156	6,585,156
Transportation	1,189,654			1,189,654	1,189,654
Other	4,028,640			4,691,301	4,691,301
New Program				<u>25,000</u>	<u>25,000</u>
	<u>27,940,510</u>			<u>29,296,233</u>	<u>29,296,233</u>
Excess of revenues over expend				239,478	(236,172)
(To) From fund balance				<u>(239,478)</u>	<u>236,172</u>
				<u>-</u>	<u>-</u>

*Includes \$100,000 added to maintenance for field projects

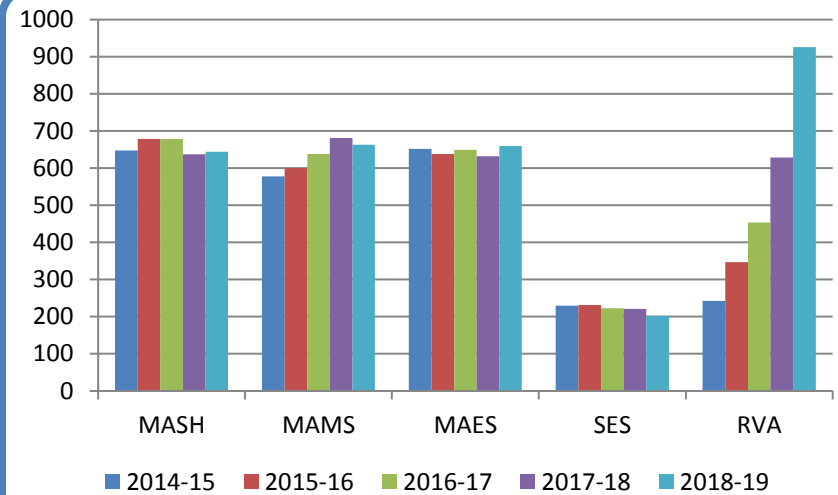
Note: A contribution of \$118,360 is included in the numbers above

Increase to Maintenance/Oper	107,975
Increase to Post Retirement	81,640
Increase to 3% salary increase	111,390
Removal of athletic fees	-
Savings from Retirement	35,241
MAMS aide to teacher	37,740
MAMS 5th grade teacher	70,000
MAMS Special Ed teacher	70,000

	17-18 Students	17-18 Budget	18-19 Students	18-19 Budget	19-20 Students	19-20 Budget
Instructional budget						
MAES/SES	869	204,803	864	204,803	864	207,054
MAMS	634	164,259	681	188,679	681	190,380
MASH	682	307,460	652	335,040	652	308,640
Co-Curricular		139,900		168,400		139,600
Facility Rent (Co-Curr, Cent Serv, MASH)		-		-		36,000
Student Services		17,438		17,438		17,438
Carl Perkins		15,758		19,686		20,361
Title IA		27,750		27,750		27,750
Remediation		25,365		25,365		25,365
Gifted and Talented		11,125		11,125		11,125
Interpreters		35,177		5,000		20,000
Improvement of Instruction		43,440		43,400		43,370
Support Media Technology		315,473		315,473		315,473
Instructional Media Technology		8,249		8,249		8,249
Audio-Visual		11,023		11,023		11,023
Staff Development		7,165		7,165		7,165
Project Lead the Way		5,200		5,200		5,200
Title II-A (Grant Fully Funded)		27,000		27,000		27,000
School Forest		250		250		250
IDEA flowthrough/preschool/CEIS		311,194		396,194		311,194
Total Instructional		1,678,029		1,817,240		1,732,637
Operations and Maintenance						
Operations		559,980		559,980		588,830
Maintenance		502,375		602,375		681,500
Total Oper and Main		1,062,355		1,162,355		1,270,330
Salaries and Benefits Budget						
Salary		12,491,598		13,255,323		13,802,155
Benefits		6,254,925		6,487,298		6,585,156
		18,746,523		19,742,621		20,387,311
Transportation Budget						
Fleet Transportation		1,128,063		1,154,854		1,154,854
Special Education Transportation		34,800		34,800		34,800
Total Transportation		1,162,863		1,189,654		1,189,654
Other Budget						
Central Administration		63,500		70,650		70,650
Fiscal		58,000		58,000		61,000
Central Services		200,600		200,600		194,800
Insurance and Judgments		190,000		190,000		190,000
Debt Services		7,500		7,500		7,500
Other Support Services		3,920		3,920		3,920
Non Program Transactions		300,000		500,510		375,000
Transfer to Fund 80/99		2,738,750		2,997,460		3,788,431
		3,562,270		4,028,640		4,691,301
New Program		-		-		25,000
Total expenditures		26,212,040		27,940,510		29,296,233

Enrollment Information General Enrollment and Enrollment by School (January 2014 - 2020)

Grade	2014-15 January	2015-16 January	2016-17 January	2017-18 January	2018-19 January	2019-20 Projected
K - 4	736	724	737	702	723	668
5 - 6	269	297	342	333	304	313
7 - 8	309	279	296	329	359	347
9 - 12	687	661	679	629	644	625
Total	2001	1961	2054	1993	2030	1953
Increase/Decrease	+45	-40	+93	-61	+37	-77
% of Change	2.25%	-2.04%	+4.53%	-3.06%	+1.82%	-3.94%



Enrollment by Grade Level 2018-19 and Projected 2019-20

	January 2019 Enrollment (MAES, SES, MAMS & MASH)						Projected 2019-20 Enrollment & Recommended Number of Sections						
	MAES	SES	Total	Total by Building Level		Sections	Class Size	Total	Total	Total by Bldg Level	Sections	Class Size	
EC	14	0	14	MAES 660	SES 202	1	14	EC	15	MAES/SES 811	1	15	
Headstart	12	0	12			1	12	HS	15				
PK	88	25	113			8	12 / 16	PK	113		8	14 / 15	
K	98	39	137			7	19 / 20	K	113		7	16 / 17	
1	104	20	124			6	20 / 21	1	137		7	19 / 20	
2	101	34	135			7	16 / 18	2	124		6	21 / 20	
3	121	38	159			7	19 / 24	3	135		7	19 / 20	
4	122	46	168			7	23 / 25	4	159		7	22 / 23	
5	145		145			663	6	23 / 26	5		168	7	24
6	159		159				7	22 / 23	6		145	7	20 / 21
7	188		188						7		159		
8	171		171						8		188		
9	168		168	644				9	171	625			
10	134		134					10	168				
11	152		152				11	134					
12	190		190				12	152					
RVA PK - 12 +	926		926	926			RVA	950	950				
Total				3095		57 K-6 Sections		3046	3046	58 K-6 Sections			

**Medford Area Public School District
Board of Education Meeting
Budget Staffing Report
2019-20**

A. New Positions

Position Title	Board Position Approved	Posting Status / Closing Date	Interviews P = Pending S = Scheduled C = Concluded N = Not Planned	Contract Status E = Extended A = Accepted T = Transfer B = Board Approved	Remarks Including salary	Board Contract Approval Date
RVA High School Counselor		2/4/19-2/28/19	C	B	Katherine Lippe \$43,500	4/22/19
RVA High School English		2/4/19-2/28/19	C	B	Alison Smith \$45,700	3/28/19
RVA Art Teacher		2/4/19-2/28/19	C	B	Tosha Tessen \$44,600	3/28/19
MAMS Special Education Teacher		2/5/19-3/18/19	C	B	Malinda Gumz \$50,100	3/28/19
MAMS Grade 5 Teacher		4/11/19-4/18/19	C	T - Board Approved	Robert Komanec	4/22/19
MAMS Special Ed/Title Teacher	Replaces B. Radtke		C	B	Hillary Hartley \$42,739	4/22/19
RVA Elementary Teacher		5/23/19-6/2/19	C	B	Allison Miller \$44,600	6/24/19
RVA Middle School Teacher		5/23/19-6/2/19	C	B	Stephanie Clabots, \$49,000	6/24/19
RVA Occupational Therapist – part-time		5/27/19-6/2/19	C	B	Jacki Young, \$26,150	6/24/19
RVA Elementary Teacher		5/23/19-6/2/19	C	B	Colleen Waldhart, transfer	6/24/19
RVA High School Counselor (K. Lippe-new hire)		7/1/19-until filled				

B. Replacement Positions (Administrative)

Position Title	Retirement/ Resignation Accepted/ Transfer Date	Posting Status / Closing Date	Interviews P = Pending S = Scheduled C = Concluded N = Not Planned	Contract Status E = Extended A = Accepted T = Transfer B = Board Approved	Remarks	Board Contract Approval Date
Director of Business Services (J. Albers)	Ret – 6/30/19	2/15/19-3/15/19	C	B	Audra Brooks \$77,500	4/22/19

C. Replacement Positions (Professional Staff)

Position Title	Retirement/ Resignation Accepted/ Transfer Date	Posting Status / Closing Date	Interviews P = Pending S = Scheduled C = Concluded N = Not Planned	Contract Status E = Extended A = Accepted T = Transfer B = Board Approved	Remarks	Board Contract Approval Date
MASH Special Education Teacher (S. Gajewski)	Transfer – 7/1/19	2/5/19-3/18/19	C	B	Joanna Messmann, \$47,174	5/20/19
MAES Special Education Teacher (K. Schumacher)	Transfer – 7/1/19	2/5/19-3/18/19				
MAES Early Childhood Spec Ed Teacher (T. Otten)	Resignation-7/1/19	2/5/19-until filled	C	B	Brooke Holm, \$39,500	2/25/19

MAMS/MASH Choir Teacher (R. Thorngate)	Resignation – 6/3/19	4/12/19-until filled	C	B	Kayla Wenos \$39,500	6/24/19
MASH Phy. Ed. Teacher (L. Giese)	Resignation – 6/3/19	Internal	C	T	Ryan Brown	5/20/19
MAES Grade 2 Teacher (R. Komanec)	Transfer	5/2/19-until filled	C	B	Sonya Felland \$49,392	6/24/19
MAMS Gr 7 & Gr 8 Social Studies (J. Process)	Resignation – 6/3/19	Internal	C	T	Ryan Scanlan	5/20/19
MAMS Gr 8 ELA Teacher (M. Klinner)	Resignation - 6/3/19	Internal	C	T	Nikki Brost	5/20/19
MAMS/MASH Phy. Ed. Teacher (R. Brown)	Transfer	Internal	C	T	Jason Rappe	5/20/19
MAES Phy. Ed. Teacher (J. Rappe)	Transfer	5/8/19-until filled	C	B	Sam Sawdey \$39,500	6/24/19
MAMS Gr 7 SS & Gr 8 ELA (R. Scanlan)	Transfer	5/22/19-until filled	C	B	Grace Krug \$46,066	6/24/19
MAMS Gr 5 Teacher (N. Brost)	Transfer	5/2/19-until filled	C	B	Heidi Wildberg \$38,500	6/24/19
MAMS Gr 5 Teacher (C. Waldhart)	Transfer	6/12/19-until filled	C		Kasey Rachu, \$46,066	
MAES Special Education Teacher (C. Johnson)	Resignation – 6/3/19	6/11/19-until filled				

D. Professional Staff Transfers

Transfer Request	Person Involved	From	To	Administrative Status P = Pending A = Approved D = Denied R = Retracted RC = Recalled
Staff Requested Transfers				
1	Shari Gajewski	MASH Special Education Teacher	Alternative High School Education Teacher	A – 1/28/19
2	Kathy Schumacher	MAES Special Education Teacher	SES Special Education Teacher	A – 1/28/19
3	Greg Smith	MAMS/RVA Math Teacher	RVA Math Teacher	A – 1/28/19
4	Laura Mukerji	RVA English Teacher 0.125 FTE	RVA English Teacher 0.25 FTE	A – 1/28/19
5	Ryan Steinhoff	RVA HS Driver's Ed & Phy Ed Teacher 0.5 FTE	RVA HS Driver's Ed, Phy Ed & At-Risk Teacher 1.0 FTE	A – 1/28/19
6	Autumn Schlei	RVA High School Spanish Teacher 0.5 FTE	RVA High School Spanish Teacher 1.0 FTE	A – 1/28/19
7	John Holbrook	RVA High School Social Studies & At-Risk	RVA High School Social Studies Teacher	
8	Bob Komanec	MAES Grade 2 Teacher	MAMS Grade 5 Teacher	A – 5/20/19
9	Ryan Brown	MAMS/MASH Phy. Ed. Teacher	MASH Phy. Ed. Teacher	A – 5/20/19
10	Jason Rappe	MAES Phy. Ed. Teacher	MAMS/MASH Phy. Ed. Teacher	A – 5/20/19
11	Colleen Waldhart	MAMS Grade 5 Teacher	RVA Elementary Teacher	A - 6/24/19
12	Sam Penry	RVA Director of Sped, .25 FTE, \$26,000	RVA Director of Sped, .33 FTE, \$29,000	A - 6/24/19
13	John Holbrook	RVA HS Social Studies & At-Risk Teacher	RVA HS Social Studies Teacher	A - 6/24/19
14				
District Transfers / Reassignments / Reductions				
1				
2				
3				
4				
5				

F. Support Staff Transfers

Transfer Request	Person Involved	From	To	Administrative Status P = Pending A = Approved D = Denied R = Retracted RC = Recalled
Staff Requested Transfers				
	Brenda Mahner	MAMS Custodian – days	MASH Custodian – evenings	A - 3/28/19
	Sam Daniels	MAMS Custodian – evenings	MAMS Custodian - days	A - 3/28/19
	Gail Hoffman	Alt High School Ed Asst, 5 days	SOAR Special Ed Asst, 4 days	A - 3/28/19
	Kari Dahlby	MASH Administrative Asst-12 month	SES Secretary, 11 month	A - 3/28/19
	Sue Strebeg	MAMS/MASH Athletic Sec, 11-month	MASH Administrative Asst-12 month	A – 4/22/19
	JJ Radtke	MAES Special Education Assistant	MAES Math Intervention	A - 6/24/19

G. Co-Curricular

Position Title	C = Contract not renewed N = New Position P = Program Proposal R = Resignation Ter = Term	Posting Status / Closing Date	Interviews P = Pending S = Scheduled C = Concluded N = Not Planned	Contract Status E = Extended A = Accepted T = Transfer B = Board Approved	Remarks	Board Approval Date
MAMS Girls Asst Track Coach	R	8/28/19-until filled			Sam Brandner, \$1,201	A – 2/25/19
MASH Asst Track Coach (D. Hildebrant)	R	1/2/19-1/22/19	C	B	Tim Hanson \$2,145	A – 1/28/19
MASH Post Prom Advisor (K. Dahlvig)	R	N/A	N	B	Jennifer Buskerud, \$700	A – 1/28/19
MAMS Forensics (L. Coyer)	R					
MAMS Assistant Drama Advisor(L. Coyer)	R	N/A	N		Tricia Gumz, \$400	A - 3/28/19
MASH JV Soccer Coach (Hildebrant)	R	3/6/19-until filled	C	B	Chris Reardon, \$1,921	A - 3/28/19
MAMS Special Needs Track Asst	N	N/A	C	B	Jakki Farmer, \$11.50/hr	A - 3/28/19
MAMS Play Director (M. Swedlund)	R					
MASH JV2 Girls Basketball Coach (J. Process)	R					
MAMS Student Council (M. Klinner)	R					
MAMS Cross Country Coach (C. Venzke)	R		C	B	Nikki Brost, \$1,341	A - 6/24/19
MAMS Gr 8 Asst Volleyball Coach (C. Frahm)	R	6/4/19-until filled	C	A	Carissa Rau, \$1,200	
MAMS Gr 8 Head Volleyball Coach (N. Brost)	R	6/4/19-until filled		B	Stacy Zenner, \$1,300	A – 6/24/19
MAMS Gr 7 Asst Volleyball Coach (S. Zenner)	R	6/4/19-until filled	C	A	Justine Sova, \$1,200	
MAMS Gr 7 Head Volleyball Coach (K. Kohn)	R	6/4/19-until filled	C	A	Grace Krug, \$1,300	
MASH B&G Head Track Coach (M. Bub)	R	7/1/19-until filled	S			
MASH B&G Asst Track Coach (T. Hanson)	R					
MASH Boys Varsity Soccer Coach (D. Felix)	C	6/12/19-until filled		B	Nate Bilideau \$2,900	A - 6/24/19
MASH Boys JV Soccer Coach (N. Bilideau)	Transfer					
MASH Boys Varsity Hockey Coach (R Hrabý)	R	6/19/19-until filled	S			
MASH Girls Varsity Soccer Coach (D. Felix)	C	6/19/19-until filled	C	B	Chris Reardon, \$2,900	A - 6/24/19
MAMS Head Wrestling Coach (C. Losiewicz)	R	n/a	C		Sam Sawdey	

Medford Area Public School District

Actuarially Determined Contribution Options for OPEB Liability as of June 30, 2018
For Use in Fiscal Years Ending June 30, 2019 and June 30, 2020

Total OPEB Liability		\$ 4,708,920
Fiduciary Net Position		3,282,886
Net OPEB Liability		\$ 1,426,034
Service Cost		300,740
Discount Rate		3.75%
Salary Inflation		3.00%
	Level %	Level \$
Amortization Period	ADC	ADC
30	\$ 366,698	\$ 392,001
29	368,386	393,515
28	370,195	395,149
27	372,138	396,914
26	374,232	398,827
25	376,493	400,905
24	378,944	403,168
23	381,608	405,642
22	384,515	408,354
21	387,699	411,339
20	391,202	414,638
19	395,075	418,301
18	399,379	422,388
17	404,190	426,974
16	409,604	432,154
15	415,739	438,045
14	422,753	444,800
13	430,846	452,620
12	440,289	461,769
11	451,451	472,611
10	464,846	485,654
9	481,219	501,631
8	501,687	521,642
7	528,004	547,418
6	563,097	581,841
5	612,229	630,097
4	685,930	702,564
3	808,770	823,451
2	1,054,456	1,065,388
1	1,791,528	1,791,528

						2019-20	
Loc	Obj	Func	Prj	Fd T	Loc Obj Func Prj	FUND 50	
50	E	800	310	257000	000	FOOD SERVICES/PERSONAL SERVICES/	184,500.00
<u>Bdgt Year</u>	<u>Bdgt Type</u>	<u>Budget Detail Description</u>					<u>Amount</u>
2019-2020	FUND 50	Per meal/item charge paid to A'viands for caterings, milk and other charges					184,500.00
50	E	800	310	257000	066	FOOD SERVICES/PERSONAL SERVICES/A'VIANDS	857,329.00
<u>Bdgt Year</u>	<u>Bdgt Type</u>	<u>Budget Detail Description</u>					<u>Amount</u>
2019-2020	FUND 50	Per meal charge paid to A'viands for meals					857,329.00
50	E	800	310	257000	586	FOOD SERVICES/PERSONAL SERVICES/SUMMER F	23,000.00
<u>Bdgt Year</u>	<u>Bdgt Type</u>	<u>Budget Detail Description</u>					<u>Amount</u>
2019-2020	FUND 50	Reimbursement to A'viands for summer food service program					23,000.00
50	E	800	320	257000	000	FOOD SERVICES/PROPERTY SERVICE/	90,000.00
<u>Bdgt Year</u>	<u>Bdgt Type</u>	<u>Budget Detail Description</u>					<u>Amount</u>
2019-2020	FUND 50	Estimated cost of SES new walk in cooler					90,000.00
50	E	---	3--	257000	---		1,154,829.00
50	E	---	---	257000	---		1,154,829.00
50	E	---	---	2570--	---		1,154,829.00
50	E	---	---	257----	---		1,154,829.00
50	E	---	---	25-----	---		1,154,829.00
50	E	---	---	2-----	---		1,154,829.00
d Expense Totals							1,154,829.00

Number of Accounts: 4

***** End of report *****

MEDFORD AREA PU SCHOOL DISTRICT
FOOD SERVICE FUND EXPENDITURE BUDGET REPORT (Date: 6/2019)

Fd	T	Loc	Obj	Func	Pri	Obj	2016-17	2017-18	2017-18	2018-19	2018-19	2019-20
							ACTUAL	ACTUAL	EXPENDED	BUDGET	EXPENDED	BUDGET
50	E	100	110	257000	000	CERTIFIED SALARIES	25,932.03	26,093.50	26,093.50	25,689.00	26,091.11	0.00
50	E	101	110	257000	000	CERTIFIED SALARIES	24,794.86	25,668.35	25,668.35	25,689.00	24,998.29	0.00
50	E	200	110	257000	000	CERTIFIED SALARIES	64,848.73	68,247.19	68,247.19	25,689.00	27,991.85	0.00
50	E	400	110	257000	000	CERTIFIED SALARIES	35,802.39	35,558.01	35,558.01	34,235.00	35,158.13	0.00
50	E	800	110	257000	000	CERTIFIED SALARIES	151,378.01	155,567.05	155,567.05	111,302.00	108,375.03	0.00
50	E	---	1--	257000	---	*SALARIES	0.00	0.00	0.00	0.00	5,864.35	0.00
50	E	100	212	257000	000	RETIREMENT - EMPLOYER SHARE	1,741.70	1,759.07	1,759.07	1,747.00	1,725.97	0.00
50	E	101	212	257000	000	RETIREMENT - EMPLOYER SHARE	1,665.52	1,730.14	1,730.14	1,747.00	1,653.62	0.00
50	E	200	212	257000	000	RETIREMENT - EMPLOYER SHARE	4,166.77	4,407.79	4,407.79	1,747.00	1,676.77	0.00
50	E	400	212	257000	000	RETIREMENT - EMPLOYER SHARE	2,406.87	2,396.64	2,396.64	2,293.00	2,325.26	0.00
50	E	100	220	257000	000	SOCIAL SECURITY	1,505.51	1,494.04	1,494.04	1,593.00	1,477.90	0.00
50	E	101	220	257000	000	SOCIAL SECURITY	1,537.26	1,591.43	1,591.43	1,593.00	1,549.88	0.00
50	E	200	220	257000	000	SOCIAL SECURITY	3,666.89	3,853.36	3,853.36	1,593.00	1,673.20	0.00
50	E	400	220	257000	000	SOCIAL SECURITY	1,962.89	1,931.03	1,931.03	2,122.00	1,899.76	0.00
50	E	100	229	257000	000	MEDICARE	352.11	349.41	349.41	372.00	345.65	0.00
50	E	101	229	257000	000	MEDICARE	359.53	372.20	372.20	372.00	362.47	0.00
50	E	200	229	257000	000	MEDICARE	857.59	901.14	901.14	372.00	391.30	0.00
50	E	400	229	257000	000	MEDICARE	459.07	451.60	451.60	497.00	444.28	0.00
50	E	100	243	257000	000	DENTAL INSURANCE	1,370.23	1,372.32	1,372.32	1,248.00	1,372.32	0.00
50	E	200	243	257000	000	DENTAL INSURANCE	3,085.02	3,085.02	3,085.02	451.00	492.84	0.00
50	E	400	243	257000	000	DENTAL INSURANCE	1,219.86	1,219.86	1,219.86	1,248.00	1,219.86	0.00
50	E	100	244	257000	000	HEALTH INSURANCE	13,472.29	16,595.71	16,595.71	21,408.00	18,954.36	0.00
50	E	200	244	257000	000	HEALTH INSURANCE	37,827.67	36,354.91	36,354.91	9,732.00	8,555.76	0.00
50	E	400	244	257000	000	HEALTH INSURANCE	15,352.77	16,432.38	16,432.38	19,476.00	16,848.36	0.00
50	E	100	249	257000	000	HSA BENEFIT	4,825.84	3,166.64	3,166.64	0.00	1,500.00	0.00
50	E	200	249	257000	000	HSA BENEFIT	10,183.28	9,499.92	9,499.92	0.00	750.00	0.00
50	E	400	249	257000	000	HSA BENEFIT	1,500.00	1,500.00	1,500.00	0.00	1,500.00	0.00
50	E	100	251	257000	000	INCOME PROTECTION INSURANCE	82.31	84.39	84.39	87.00	87.02	0.00
50	E	101	251	257000	000	INCOME PROTECTION INSURANCE	82.44	84.39	84.39	87.00	87.02	0.00
50	E	200	251	257000	000	INCOME PROTECTION INSURANCE	212.22	220.32	220.32	87.00	87.02	0.00
50	E	400	251	257000	000	INCOME PROTECTION INSURANCE	105.12	156.72	156.72	116.00	121.92	0.00
50	E	800	299	257000	000	MISCELLANEOUS BENEFITS	110,000.76	111,010.43	111,010.43	69,988.00	65,340.86	0.00
50	E	---	2--	257000	---	*EMPLOYEE BENEFITS	0.00	0.00	0.00	0.00	1,761.68	0.00
50	E	800	310	257000	000	PERSONAL SERVICES	226,625.85	177,544.36	177,544.36	1,170,685.00	176,469.33	0.00
50	E	800	310	257000	066	PERSONAL SERVICES	897,857.07	887,112.02	887,112.02	0.00	836,418.66	0.00
50	E	800	310	257000	586	PERSONAL SERVICES	0.00	13,633.48	13,633.48	0.00	9,966.78	0.00
50	E	800	320	257000	000	PROPERTY SERVICE	0.00	86,283.75	86,283.75	0.00	1,361.10	0.00
50	E	800	351	257000	586	ADVERTISING	0.00	198.76	198.76	0.00	0.00	0.00

MEDFORD AREA PUBLIC SCHOOL DISTRICT
FOOD SERVICE FUND EXPENDITURE BUDGET REPORT (Date: 6/2019)

Fd	T	Loc	Obj	Func	Pri	Obj	2016-17	2017-18	2017-18	2018-19	2018-19	2019-20
							ACTUAL	ACTUAL	EXPENDED	BUDGET	EXPENDED	BUDGET
50	E	---	3--	257000	---	*PURCHASED SERVICES	1,124,482.92	1,164,772.37	1,164,772.37	1,170,685.00	1,024,215.87	0.00
50	E	800	551	257000	000	EQUIP ADDITION - NON-F/A	4,927.00	0.00	0.00	0.00	62,312.00	0.00
50	E	800	553	257000	000	EQUIP - F/A ADDITION	0.00	0.00	0.00	0.00	6,982.00	0.00
50	E	---	5--	257000	---	*CAPITAL OBJECTS	4,927.00	0.00	0.00	0.00	69,294.00	0.00
50	E	---	---	257000	---	*FOOD SERVICES	1,129,409.92	1,164,772.37	1,164,772.37	1,170,685.00	1,101,135.90	0.00
50	E	---	---	2570--	---	*FOOD SERVICES	1,129,409.92	1,164,772.37	1,164,772.37	1,170,685.00	1,101,135.90	0.00
50	E	---	---	257---	---	*FOOD SERVICES	1,129,409.92	1,164,772.37	1,164,772.37	1,170,685.00	1,101,135.90	0.00
50	E	---	---	25-----	---	*BUSINESS ADMINISTRATION	1,129,409.92	1,164,772.37	1,164,772.37	1,170,685.00	1,101,135.90	0.00
50	E	---	---	2-----	---	*SUPPORT SERVICES	1,129,409.92	1,164,772.37	1,164,772.37	1,170,685.00	1,101,135.90	0.00
50	-	---	---	-----	---	*FOOD SERVICE FUND	1,129,409.92	1,164,772.37	1,164,772.37	1,170,685.00	1,101,135.90	0.00
Grand Expense Totals							1,129,409.92	1,164,772.37	1,164,772.37	1,170,685.00	1,101,135.90	0.00

Number of Accounts: 38

***** End of report *****

				2019-20						
Loc	Obj	Func	Prj	Fd T	Loc	Obj	Func	Prj	FUND 50	
50										FOOD SERVICE FUND
50	R	800	251	257000	000				386,500.00	FOOD SERVICES/PUPILS/
										<u>Bdgt Year</u> <u>Bdgt Type</u> <u>Budget Detail Description</u> <u>Amount</u>
										2019-2020 FUND 50 Private pay lunch meals 386,500.00
50	R	800	251	257210	000				14,000.00	BREAKFAST/PUPILS/
										<u>Bdgt Year</u> <u>Bdgt Type</u> <u>Budget Detail Description</u> <u>Amount</u>
										2019-2020 FUND 50 Private pay breakfast meals 14,000.00
50	R	800	251	257250	000	A LA			134,028.00	CARTE/PUPILS/
										<u>Bdgt Year</u> <u>Bdgt Type</u> <u>Budget Detail Description</u> <u>Amount</u>
										2019-2020 FUND 50 A la Carte items and additional entrees 134,028.00
50	R	800	259	257000	000				31,500.00	FOOD SERVICES/OTHER FOOD SERVICE SALES/
										<u>Bdgt Year</u> <u>Bdgt Type</u> <u>Budget Detail Description</u> <u>Amount</u>
										2019-2020 FUND 50 Catering and charge ticket items 31,500.00
50	R	---	2--	-----	---				566,028.00	
50	R	800	617	257000	000				13,000.00	FOOD SERVICES/FOOD SERVICE AID - STATE/
										<u>Bdgt Year</u> <u>Bdgt Type</u> <u>Budget Detail Description</u> <u>Amount</u>
										2019-2020 FUND 50 State aid for lunch meals 13,000.00
50	R	800	617	257210	000				3,200.00	BREAKFAST/FOOD SERVICE AID - STATE/
										<u>Bdgt Year</u> <u>Bdgt Type</u> <u>Budget Detail Description</u> <u>Amount</u>
										2019-2020 FUND 50 State aid for breakfast meals 3,200.00
50	R	800	617	257240	000				3,200.00	MILK/FOOD SERVICE AID - STATE/
										<u>Bdgt Year</u> <u>Bdgt Type</u> <u>Budget Detail Description</u> <u>Amount</u>
										2019-2020 FUND 50 Wisconsin School Day Milk Program 3,200.00
										--- 6-- ----- 19,400.00
50	R	800	714	257000	000				90,000.00	FOOD SERVICES/DONATED COMMODITIES/
										<u>Bdgt Year</u> <u>Bdgt Type</u> <u>Budget Detail Description</u> <u>Amount</u>
										2019-2020 FUND 50 Value of commodities reimbursed by A'viands. 90,000.00
50	R	800	717	257000	000				400,000.00	FOOD SERVICES/FOOD SERVICE AID - FEDERAL
										<u>Bdgt Year</u> <u>Bdgt Type</u> <u>Budget Detail Description</u> <u>Amount</u>
										2019-2020 FUND 50 Federal aid for lunch meals 400,000.00
50	R	800	717	257000	586				30,000.00	FOOD SERVICES/FOOD SERVICE AID - FEDERAL
										<u>Bdgt Year</u> <u>Bdgt Type</u> <u>Budget Detail Description</u> <u>Amount</u>
										2019-2020 FUND 50 Federal aid for the Summer Food Service Program 30,000.00
50	R	800	717	257210	000				58,000.00	BREAKFAST/FOOD SERVICE AID - FEDERAL/
										<u>Bdgt Year</u> <u>Bdgt Type</u> <u>Budget Detail Description</u> <u>Amount</u>
										2019-2020 FUND 50 Federal aid for breakfast meals 58,000.00
50	R	800	717	257210	586				4,000.00	BREAKFAST/FOOD SERVICE AID - FEDERAL/SUM
										<u>Bdgt Year</u> <u>Bdgt Type</u> <u>Budget Detail Description</u> <u>Amount</u>
										2019-2020 FUND 50 Federal aid for summer breakfast 4,000.00
50	R	---	7--	-----	---				582,000.00	
50	-	---	---	-----	---				1,167,428.00	
Grand Revenue Totals									1,167,428.00	

Number of Accounts: 12

***** End of report *****

MEDFORD AREA PU. SCHOOL DISTRICT
FOOD SERVICE FUND REVENUE BUDGET REPORT (Date: 6/2019)

		2016-17	2017-18	2017-18	2018-19	2018-19	2019-20
		ACTUAL	ACTUAL	EXPENDED	BUDGET	EXPENDED	BUDGET
50 R 800 251 257000 000	FOOD SERVICES/PUPILS/	427,199.02	415,778.64	415,778.64	413,105.00	377,856.80	0.00
50 R 800 251 257210 000	BREAKFAST/PUPILS/	15,546.55	14,812.95	14,812.95	15,000.00	13,651.50	0.00
50 R 800 251 257250 000	A LA CARTE/PUPILS/	176,326.71	137,897.22	137,897.22	137,700.00	130,758.80	0.00
50 R 800 259 257000 000	FOOD SERVICES/OTHER FOOD SERVI	34,403.12	41,408.47	41,408.47	42,000.00	35,166.14	0.00
50 R 800 259 257000 586	FOOD SERVICES/OTHER FOOD SERVI	0.00	69.20	69.20	0.00	134.90	0.00
50 R 800 299 257000 000	FOOD SERVICES/MISCELLANEOUS LO	545.38	0.00	0.00	0.00	0.00	0.00
50 R --- 2-- ----- ---		654,020.78	609,966.48	609,966.48	607,805.00	557,568.14	0.00
50 R 800 617 257000 000	FOOD SERVICES/FOOD SERVICE AID	13,074.04	13,325.27	13,325.27	13,500.00	13,021.47	0.00
50 R 800 617 257210 000	BREAKFAST/FOOD SERVICE AID - S	3,357.39	3,030.93	3,030.93	3,000.00	3,110.30	0.00
50 R 800 617 257240 000	MILK/FOOD SERVICE AID - STATE/	2,689.62	3,205.53	3,205.53	3,200.00	3,175.56	0.00
50 R --- 6-- ----- ---		19,121.05	19,561.73	19,561.73	19,700.00	19,307.33	0.00
50 R 800 714 257000 000	FOOD SERVICES/DONATED COMMODIT	77,826.84	93,275.20	93,275.20	93,000.00	75,847.39	0.00
50 R 800 717 257000 000	FOOD SERVICES/FOOD SERVICE AID	386,884.38	391,137.98	391,137.98	382,000.00	392,547.96	0.00
50 R 800 717 257000 586	FOOD SERVICES/FOOD SERVICE AID	0.00	12,528.46	12,528.46	0.00	9,559.12	0.00
50 R 800 717 257210 000	BREAKFAST/FOOD SERVICE AID - F	53,755.99	58,506.48	58,506.48	58,000.00	55,793.31	0.00
50 R 800 717 257210 586	BREAKFAST/FOOD SERVICE AID - F	0.00	4,360.07	4,360.07	0.00	2,661.13	0.00
50 R --- 7-- ----- ---		518,467.21	559,808.19	559,808.19	533,000.00	536,408.91	0.00
50 - --- --- ----- ---		1,191,609.04	1,189,336.40	1,189,336.40	1,160,505.00	1,113,284.38	0.00
Grand Revenue Totals		1,191,609.04	1,189,336.40	1,189,336.40	1,160,505.00	1,113,284.38	0.00

Number of Accounts: 14

***** End of report *****

MONTHLY SCHOOL NUTRITION SERVICES REPORT



School Name/District

Medford Area Public School District

Month

June

Year

2018

To

Jeff Albers

Prepared by:

David Fisher

FINANCIALS & PROGRAM PARTICIPATION

June Summer Program 2018 with 15 days we had 3194 breakfast, 3194 lunch

PROMOTIONS/SPECIALS/NEW PRODUCTS INTRODUCED

The district is participating in the Summer Feeding Program. The program provides funding for free meals to all children 18 years and younger during the Summer months. This will be the first year for the program in Medford. The program will be offered starting June 11th-29th at MAES. Breakfast will be served 8:30am-9am. Lunch will be served 11:45am-1pm. The second session will take place at MASH July 9th- August 31st.

TEAM EDUCATION/TRAINING/IN-SERVICES/MEETINGS/UPDATES

Quarter 2 safety audit was completed by Dave Fisher. Monthly cooks meeting was completed. Monthly safety training was completed which covered temperatures and calibrating thermometers.

CATERING EVENTS

Catering events included Senior Picnic, Senior Breakfast, Staff Retirement, and field trips.

OTHER

Working on increasing participation, student surveys, controlling labor, inventory on hand and food cost.

PHOTOS



						2019-20		
Fd	T	Loc	Obj	Func	Prj	FUND 50		
50	E	800	310	257000	000	FOOD SERVICES/PERSONAL SERVICES/	184,500.00	
<u>Bdgt Year</u>						<u>Bdgt Type</u>	<u>Budget Detail Description</u>	<u>Amount</u>
2019-2020						FUND 50	Per meal/item charge paid to A'viands for caterings, milk and other charges	184,500.00
50	E	800	310	257000	066	FOOD SERVICES/PERSONAL SERVICES/A'VIANDS	857,329.00	
<u>Bdgt Year</u>						<u>Bdgt Type</u>	<u>Budget Detail Description</u>	<u>Amount</u>
2019-2020						FUND 50	Per meal charge paid to A'viands for meals	857,329.00
50	E	800	310	257000	586	FOOD SERVICES/PERSONAL SERVICES/SUMMER F	23,000.00	
<u>Bdgt Year</u>						<u>Bdgt Type</u>	<u>Budget Detail Description</u>	<u>Amount</u>
2019-2020						FUND 50	Reimbursement to A'viands for summer food service program	23,000.00
50	E	800	320	257000	000	FOOD SERVICES/PROPERTY SERVICE/	90,000.00	
<u>Bdgt Year</u>						<u>Bdgt Type</u>	<u>Budget Detail Description</u>	<u>Amount</u>
2019-2020						FUND 50	Estimated cost of SES new walk in cooler	90,000.00
50	E	---	3--	257000	---		1,154,829.00	
50	E	---	---	257000	---		1,154,829.00	
50	E	---	---	2570--	---		1,154,829.00	
50	E	---	---	257---	---		1,154,829.00	
50	E	---	---	25----	---		1,154,829.00	
50	E	---	---	2-----	---		1,154,829.00	
Grand Expense Totals							1,154,829.00	

Number of Accounts: 4

***** End of report *****

Fd	T	Loc	Obj	Func	Prj	Obj	2016-17	2017-18	2017-18	2018-19	2018-19	2019-20
							ACTUAL	ACTUAL	EXPENDED	BUDGET	EXPENDED	BUDGET
50	E	100	110	257000	000	CERTIFIED SALARIES	25,932.03	26,093.50	26,093.50	25,689.00	26,091.11	0.00
50	E	101	110	257000	000	CERTIFIED SALARIES	24,794.86	25,668.35	25,668.35	25,689.00	24,998.29	0.00
50	E	200	110	257000	000	CERTIFIED SALARIES	64,848.73	68,247.19	68,247.19	25,689.00	27,991.85	0.00
50	E	400	110	257000	000	CERTIFIED SALARIES	35,802.39	35,558.01	35,558.01	34,235.00	35,158.13	0.00
50	E	800	110	257000	000	CERTIFIED SALARIES	151,378.01-	155,567.05-	155,567.05-	111,302.00-	108,375.03-	0.00
50	E	---	1--	257000	---	*SALARIES	0.00	0.00	0.00	0.00	5,864.35	0.00
50	E	100	212	257000	000	RETIREMENT - EMPLOYER SHARE	1,741.70	1,759.07	1,759.07	1,747.00	1,725.97	0.00
50	E	101	212	257000	000	RETIREMENT - EMPLOYER SHARE	1,665.52	1,730.14	1,730.14	1,747.00	1,653.62	0.00
50	E	200	212	257000	000	RETIREMENT - EMPLOYER SHARE	4,166.77	4,407.79	4,407.79	1,747.00	1,676.77	0.00
50	E	400	212	257000	000	RETIREMENT - EMPLOYER SHARE	2,406.87	2,396.64	2,396.64	2,293.00	2,325.26	0.00
50	E	100	220	257000	000	SOCIAL SECURITY	1,505.51	1,494.04	1,494.04	1,593.00	1,477.90	0.00
50	E	101	220	257000	000	SOCIAL SECURITY	1,537.26	1,591.43	1,591.43	1,593.00	1,549.88	0.00
50	E	200	220	257000	000	SOCIAL SECURITY	3,666.89	3,853.36	3,853.36	1,593.00	1,673.20	0.00
50	E	400	220	257000	000	SOCIAL SECURITY	1,962.89	1,931.03	1,931.03	2,122.00	1,899.76	0.00
50	E	100	229	257000	000	MEDICARE	352.11	349.41	349.41	372.00	345.65	0.00
50	E	101	229	257000	000	MEDICARE	359.53	372.20	372.20	372.00	362.47	0.00
50	E	200	229	257000	000	MEDICARE	857.59	901.14	901.14	372.00	391.30	0.00
50	E	400	229	257000	000	MEDICARE	459.07	451.60	451.60	497.00	444.28	0.00
50	E	100	243	257000	000	DENTAL INSURANCE	1,370.23	1,372.32	1,372.32	1,248.00	1,372.32	0.00
50	E	200	243	257000	000	DENTAL INSURANCE	3,085.02	3,085.02	3,085.02	451.00	492.84	0.00
50	E	400	243	257000	000	DENTAL INSURANCE	1,219.86	1,219.86	1,219.86	1,248.00	1,219.86	0.00
50	E	100	244	257000	000	HEALTH INSURANCE	13,472.29	16,595.71	16,595.71	21,408.00	18,954.36	0.00
50	E	200	244	257000	000	HEALTH INSURANCE	37,827.67	36,354.91	36,354.91	9,732.00	8,555.76	0.00
50	E	400	244	257000	000	HEALTH INSURANCE	15,352.77	16,432.38	16,432.38	19,476.00	16,848.36	0.00
50	E	100	249	257000	000	HSA BENEFIT	4,825.84	3,166.64	3,166.64	0.00	1,500.00	0.00
50	E	200	249	257000	000	HSA BENEFIT	10,183.28	9,499.92	9,499.92	0.00	750.00	0.00
50	E	400	249	257000	000	HSA BENEFIT	1,500.00	1,500.00	1,500.00	0.00	1,500.00	0.00
50	E	100	251	257000	000	INCOME PROTECTION INSURANCE	82.31	84.39	84.39	87.00	87.02	0.00
50	E	101	251	257000	000	INCOME PROTECTION INSURANCE	82.44	84.39	84.39	87.00	87.02	0.00
50	E	200	251	257000	000	INCOME PROTECTION INSURANCE	212.22	220.32	220.32	87.00	87.02	0.00
50	E	400	251	257000	000	INCOME PROTECTION INSURANCE	105.12	156.72	156.72	116.00	121.92	0.00
50	E	800	299	257000	000	MISCELLANEOUS BENEFITS	110,000.76-	111,010.43-	111,010.43-	69,988.00-	65,340.86-	0.00
50	E	---	2--	257000	---	*EMPLOYEE BENEFITS	0.00	0.00	0.00	0.00	1,761.68	0.00
50	E	800	310	257000	000	PERSONAL SERVICES	226,625.85	177,544.36	177,544.36	1,170,685.00	176,469.33	0.00
50	E	800	310	257000	066	PERSONAL SERVICES	897,857.07	887,112.02	887,112.02	0.00	836,418.66	0.00
50	E	800	310	257000	586	PERSONAL SERVICES	0.00	13,633.48	13,633.48	0.00	9,966.78	0.00
50	E	800	320	257000	000	PROPERTY SERVICE	0.00	86,283.75	86,283.75	0.00	1,361.10	0.00
50	E	800	351	257000	586	ADVERTISING	0.00	198.76	198.76	0.00	0.00	0.00

Fd	T	Loc	Obj	Func	Prj	Obj	2016-17	2017-18	2017-18	2018-19	2018-19	2019-20
							ACTUAL	ACTUAL	EXPENDED	BUDGET	EXPENDED	BUDGET
50	E	---	3--	257000	---	*PURCHASED SERVICES	1,124,482.92	1,164,772.37	1,164,772.37	1,170,685.00	1,024,215.87	0.00
50	E	800	551	257000	000	EQUIP ADDITION - NON-F/A	4,927.00	0.00	0.00	0.00	62,312.00	0.00
50	E	800	553	257000	000	EQUIP - F/A ADDITION	0.00	0.00	0.00	0.00	6,982.00	0.00
50	E	---	5--	257000	---	*CAPITAL OBJECTS	4,927.00	0.00	0.00	0.00	69,294.00	0.00
50	E	---	---	257000	---	*FOOD SERVICES	1,129,409.92	1,164,772.37	1,164,772.37	1,170,685.00	1,101,135.90	0.00
50	E	---	---	2570--	---	*FOOD SERVICES	1,129,409.92	1,164,772.37	1,164,772.37	1,170,685.00	1,101,135.90	0.00
50	E	---	---	257---	---	*FOOD SERVICES	1,129,409.92	1,164,772.37	1,164,772.37	1,170,685.00	1,101,135.90	0.00
50	E	---	---	25----	---	*BUSINESS ADMINISTRATION	1,129,409.92	1,164,772.37	1,164,772.37	1,170,685.00	1,101,135.90	0.00
50	E	---	---	2-----	---	*SUPPORT SERVICES	1,129,409.92	1,164,772.37	1,164,772.37	1,170,685.00	1,101,135.90	0.00
50	-	---	---	-----	---	*FOOD SERVICE FUND	1,129,409.92	1,164,772.37	1,164,772.37	1,170,685.00	1,101,135.90	0.00
Grand Expense Totals							1,129,409.92	1,164,772.37	1,164,772.37	1,170,685.00	1,101,135.90	0.00

Number of Accounts: 38

***** End of report *****

						2019-20		
Fd T Loc Obj Func	Prj	Fd T Loc Obj Func	Prj			FUND 50		
50		FOOD SERVICE FUND						
50 R 800 251 257000 000		FOOD SERVICES/PUPILS/			386,500.00			
<u>Bdgt Year</u>	<u>Bdgt Type</u>	<u>Budget Detail Description</u>				<u>Amount</u>		
2019-2020	FUND 50	Private pay lunch meals				386,500.00		
50 R 800 251 257210 000		BREAKFAST/PUPILS/			14,000.00			
<u>Bdgt Year</u>	<u>Bdgt Type</u>	<u>Budget Detail Description</u>				<u>Amount</u>		
2019-2020	FUND 50	Private pay breakfast meals				14,000.00		
50 R 800 251 257250 000		A LA CARTE/PUPILS/			134,028.00			
<u>Bdgt Year</u>	<u>Bdgt Type</u>	<u>Budget Detail Description</u>				<u>Amount</u>		
2019-2020	FUND 50	A la Carte items and additional entrees				134,028.00		
50 R 800 259 257000 000		FOOD SERVICES/OTHER FOOD SERVICE SALES/			31,500.00			
<u>Bdgt Year</u>	<u>Bdgt Type</u>	<u>Budget Detail Description</u>				<u>Amount</u>		
2019-2020	FUND 50	Catering and charge ticket items				31,500.00		
50 R --- 2-- ----- ---					566,028.00			
50 R 800 617 257000 000		FOOD SERVICES/FOOD SERVICE AID - STATE/			13,000.00			
<u>Bdgt Year</u>	<u>Bdgt Type</u>	<u>Budget Detail Description</u>				<u>Amount</u>		
2019-2020	FUND 50	State aid for lunch meals				13,000.00		
50 R 800 617 257210 000		BREAKFAST/FOOD SERVICE AID - STATE/			3,200.00			
<u>Bdgt Year</u>	<u>Bdgt Type</u>	<u>Budget Detail Description</u>				<u>Amount</u>		
2019-2020	FUND 50	State aid for breakfast meals				3,200.00		
50 R 800 617 257240 000		MILK/FOOD SERVICE AID - STATE/			3,200.00			
<u>Bdgt Year</u>	<u>Bdgt Type</u>	<u>Budget Detail Description</u>				<u>Amount</u>		
2019-2020	FUND 50	Wisconsin School Day Milk Program				3,200.00		
50 R --- 6-- ----- ---					19,400.00			
50 R 800 714 257000 000		FOOD SERVICES/DONATED COMMODITIES/			90,000.00			
<u>Bdgt Year</u>	<u>Bdgt Type</u>	<u>Budget Detail Description</u>				<u>Amount</u>		
2019-2020	FUND 50	Value of commodities reimbursed by A'viands.				90,000.00		
50 R 800 717 257000 000		FOOD SERVICES/FOOD SERVICE AID - FEDERAL			400,000.00			
<u>Bdgt Year</u>	<u>Bdgt Type</u>	<u>Budget Detail Description</u>				<u>Amount</u>		
2019-2020	FUND 50	Federal aid for lunch meals				400,000.00		
50 R 800 717 257000 586		FOOD SERVICES/FOOD SERVICE AID - FEDERAL			30,000.00			
<u>Bdgt Year</u>	<u>Bdgt Type</u>	<u>Budget Detail Description</u>				<u>Amount</u>		
2019-2020	FUND 50	Federal aid for the Summer Food Service Program				30,000.00		
50 R 800 717 257210 000		BREAKFAST/FOOD SERVICE AID - FEDERAL/			58,000.00			
<u>Bdgt Year</u>	<u>Bdgt Type</u>	<u>Budget Detail Description</u>				<u>Amount</u>		
2019-2020	FUND 50	Federal aid for breakfast meals				58,000.00		
50 R 800 717 257210 586		BREAKFAST/FOOD SERVICE AID - FEDERAL/SUM			4,000.00			
<u>Bdgt Year</u>	<u>Bdgt Type</u>	<u>Budget Detail Description</u>				<u>Amount</u>		
2019-2020	FUND 50	Federal aid for summer breakfast				4,000.00		
50 R --- 7-- ----- ---					582,000.00			
50 - --- --- ----- ---					1,167,428.00			
Grand Revenue Totals					1,167,428.00			

Number of Accounts: 12

***** End of report *****

		2016-17		2017-18		2017-18		2018-19		2018-19		2019-20	
Fd	T Loc Obj Func Prj	Fd	T Loc Obj Func Prj	ACTUAL	ACTUAL	EXPENDED	BUDGET	EXPENDED	BUDGET	EXPENDED	BUDGET	EXPENDED	BUDGET
50	R 800 251 257000 000			427,199.02	415,778.64	415,778.64	413,105.00	377,856.80				0.00	
50	R 800 251 257210 000			15,546.55	14,812.95	14,812.95	15,000.00	13,651.50				0.00	
50	R 800 251 257250 000			176,326.71	137,897.22	137,897.22	137,700.00	130,758.80				0.00	
50	R 800 259 257000 000			34,403.12	41,408.47	41,408.47	42,000.00	35,166.14				0.00	
50	R 800 259 257000 586			0.00	69.20	69.20	0.00	134.90				0.00	
50	R 800 299 257000 000			545.38	0.00	0.00	0.00	0.00				0.00	
50	R --- 2-- ----- ---			654,020.78	609,966.48	609,966.48	607,805.00	557,568.14				0.00	
50	R 800 617 257000 000			13,074.04	13,325.27	13,325.27	13,500.00	13,021.47				0.00	
50	R 800 617 257210 000			3,357.39	3,030.93	3,030.93	3,000.00	3,110.30				0.00	
50	R 800 617 257240 000			2,689.62	3,205.53	3,205.53	3,200.00	3,175.56				0.00	
50	R --- 6-- ----- ---			19,121.05	19,561.73	19,561.73	19,700.00	19,307.33				0.00	
50	R 800 714 257000 000			77,826.84	93,275.20	93,275.20	93,000.00	75,847.39				0.00	
50	R 800 717 257000 000			386,884.38	391,137.98	391,137.98	382,000.00	392,547.96				0.00	
50	R 800 717 257000 586			0.00	12,528.46	12,528.46	0.00	9,559.12				0.00	
50	R 800 717 257210 000			53,755.99	58,506.48	58,506.48	58,000.00	55,793.31				0.00	
50	R 800 717 257210 586			0.00	4,360.07	4,360.07	0.00	2,661.13				0.00	
50	R --- 7-- ----- ---			518,467.21	559,808.19	559,808.19	533,000.00	536,408.91				0.00	
50	- --- --- ----- ---			1,191,609.04	1,189,336.40	1,189,336.40	1,160,505.00	1,113,284.38				0.00	
Grand Revenue Totals				1,191,609.04	1,189,336.40	1,189,336.40	1,160,505.00	1,113,284.38				0.00	

Number of Accounts: 14

***** End of report *****

Medford Area Public School District

Per pupil	9,400
19-20 increase	200
19-20 addl	100
20-21 increase	200
20-21 increase	<u>100</u>
	<u><u>10,000</u></u>

Per Joint Finance

		Low Rev	
Revenue Limit			9,400
19-20	175	125	<u>300</u> In budget
			9,700
20-21	179	121	<u>300</u>
			<u><u>10,000</u></u>

Per Pupil Aid

19-20 88 2,114 186,032 Not in budget

Special Ed Aid .7% inc 10,000 Not in budget

Sparsity Aid Not qualified. Less than 745 students

High Cost Trans Not qualified. Need to be more than 145% of aver cost per pupil

Mental Health Grant \$75,000

66.03.01 Agreement – Students Open to Achieving Reality (SOAR) 18-21 year old program in the Medford Area Public School District

2019-2020 School Year

Pursuant to Wisconsin Statutes 66.03.01, 120.25, and Department of Public Instruction Chapter PI-14.02, the school districts of Medford and Colby have agreed to form a consortium for the purpose of providing services to students with an IEP who are between the ages 18-21 years of old and their class has graduated from high school.

Description of the Program (PI-14.02 (b)):

- SOAR program is an opportunity for 18-21 year old students with disabilities who have an IEP that need additional time to work on IEP goals/objectives in the areas of independent/daily living, work/vocational skills, and/or preparatory college skills.
- The Medford Area Public School District personnel will provide assessment, placement, programming, and instruction.
- Resident school districts will remain responsible for the writing and development of their student's Individualized Education Plan with information provided by Medford Area Public School District
- Medford Area Public School District will provide the room space located within the Taylor County Education Center building
- 18-21 year old students will attend school Mondays through Thursdays from approximately 8:30 am to 12:30 pm in the Taylor County Education Center.
- 18-21 year old students will attend work or volunteer sites in the afternoons in their local resident school district community.
- Students will need to complete an application packet and be accepted into the program by the SOAR Advisory Council.
- Resident school district will maintain copies of student's high school diploma until completion of the SOAR program.

Fiscal Agent

- The Medford Area Public School District is the "employer" for purposes of compliance with State Statute 111.70 (teacher's retirement, worker's compensation, and unemployment insurance) for the primary instructor and classroom assistant(s).
- The resident school district will be the "employer" for purposes of compliances with State Statute 111.70 for any job coaches.
- The Medford Area Public School District is the fiscal agent and will establish and maintain records in accordance with the uniform financial accounting system prescribed by the department under s. 115.28 (13); file all required financial reports with the Department of Public Instruction; Upon request of the department, file a copy of the contract and the plan of operation with the department.

- For purposes of transit of aid, in accordance of State Statute 121.76, the Colby and Rib Lake School Districts shall receive a proportional share of state or federal aid for pupils for whom Medford School District received tuition.

Transportation (PI-14.02 (g))

- Each home district is responsible for determining policy and protocol for transportation of students to and from SOAR classroom and work sites

Pupil Membership (PI-14.02 (f))

- The Medford, Colby and Rib Lake School Districts will claim respective attending students as residents and receive the equalization aid for them, subject to the annual reconciliation described in the following section.
- For the purpose of DPI Pupil Count reporting (PI 1563), each district will count their attendees of SOAR as residents in the initial starting Head Count.

Budget Reconciliation (PI-14.02 (f)(h)):

- The Medford Area Public School District will prepare a preliminary budget for SOAR. The participation fee will be invoiced in January 2020, with actual and final reconciliation prior to June 30, 2020.
- A \$7,500 participation fee will be charged to each school in the consortium.
- Costing will be based on a percentage of overall program costs divided by total number of students (after subtraction of participation fees).

Miscellaneous Provisions:

- Each district will name a contact person (Identified Below)
- The 66.03.01 Agreement will be reviewed and renewed annually

Medford Area Public School District

Board President

Board Clerk

Board Approval Date

Patrick Sullivan, District Administrator

124 West State Street


Medford, WI 54451

715-748-4620

Colby School District



Board President



Board Clerk

June 17, 2019

Board Approval Date

Steve Kolden, District Administrator

P.O. Box 110

705 North 2nd Street

Colby, WI 54421

(715) 223-2301

Rib Lake School District

Board President

Board Clerk

Board Approval Date

Rick Cardey, District Administrator

1236 Kennedy Street, PO Box 278

Rib Lake, WI 54470

715-427-3222

SOAR Funding

2019-20 (Anticipated) - \$159,396

Supervision:	\$12,200
Teacher:	\$85,475
Assistant:	\$45,621
Room Rental:	\$ 8,600
General Supplies/Technology/etc: -	\$ 7,500

Funding Method

Consortium Fee: \$7,500

Estimated cost per student for 19-20 school year: \$19,557

Estimated Student Enrollment for 18-19 School Year:

Rib Lake: 1 student

Colby: No Students

Medford: 6 students

Estimated Total Costs per School to include Consortium Fee:

Rib Lake: \$27,057

Colby: \$7,500

Medford: \$124,839

Treasurer's Report – (Cash Balance Report) Balance Sheet As of June 30th, 2019

The Balance Sheet is a report listing the assets and liabilities of the District. This report includes, but is not limited to: cash, accounts receivable, accounts payable, other liabilities, and the fund balance accounts.

The Medford Area Public School District has checking and savings accounts that are used for the current and general operations of the district. The accounts are:

Function 711100-711109 includes the General checking account from Nicolet National Bank and the Payroll account from Fidelity Bank.

Function 711210-711219 Petty Cash Accounts

Function 712000 Post Retirement Account

Function 712200 Local Government Investment Pool

The cash balance from the prior month is shown under the title of beginning balance. During the month of June, we have received payments for Open Enrollment and Equalization aid. The short term borrowing that took place to cover the June payrolls has been paid back to Abby Bank. The numbers that are represented will be changing due to closing of the fiscal year and a transfer for special education will take place in July.

Medford Area Public School District
 Budget Actual Fund 10-General

Thru
 JUNE

	Budget	Actual	Difference	Through April	JUNE	
Salaries, Wages and benefits	15,348,738	15,107,633	241,105	10,641,339	4,466,294	
Instructional Budget						
MAES/SES	204,803	202,136	2,667	166,866	35,271	Dan/Don
MAMS	188,679	173,713	14,966	154,181	19,532	Al
MASH	335,040	363,128	(28,088)	302,032	61,096	Jill
Co-Curricular	168,400	185,776	(17,376)	171,918	13,858	Andy
Student Services	17,438	10,178	7,260	8,445	1,733	Joseph
Carl Perkins-fully funded	19,686	18,592	1,094	12,675	5,917	Laura
Title IA fully funded	27,750	22,256	5,494	21,163	1,093	Laura
Remediation Part Grant	25,365	27,018	(1,653)	27,018	-	Laura
Gifted and Talented	11,125	9,319	1,806	9,234	85	Laura
Interpreters	5,000	22,476	(17,476)	18,544	3,932	Joseph
Improvement of Instruction	43,400	25,454	17,946	21,557	3,898	Laura
Hwy 13 Consortium Grant	-	22,186	(22,186)	22,186	-	Laura
Project Lead the Way	5,200	4,041	1,159	3,877	164	Laura
Title IV New	-	12,524	(12,524)	12,524	-	Laura
Support Media Technology	315,473	349,686	(34,213)	319,115	30,571	Dennis
Instructional Media Technology	8,249	8,556	(307)	7,629	927	Dennis
Audio-Visual	11,023	9,659	1,364	8,994	665	Laura
Staff Development	7,165	6,783	382	6,189	594	Laura
Title II-A (Grant Fully Funded)	27,000	20,798	6,202	19,122	1,676	Laura
School Forest	250	316	(66)	316	-	Laura
Total Instructional	1,421,046	1,494,595	(73,549)	1,313,584	181,011	
Operations and Maintenance Budget						
Operations	559,980	599,887	(39,907)	504,612	95,275	Dave
Maintenance	602,375	641,096	(38,721)	507,813	133,283	Dave
Safety Grant	-	108,721	(108,721)	108,721	-	Dave
From Fund Balance Field/Demo	-	536,675	(536,675)	536,675	-	Dave
Total Oper and Main	1,162,355	1,886,379	(724,024)	1,657,821	228,558	
Total Transportation	1,154,854	1,086,539	68,315	753,204	333,335	Jeff
All Other Budgets						
Central Administration	70,650	68,211	2,439	61,044	7,167	Pat
Fiscal	58,000	58,968	(968)	57,543	1,425	Jeff
Central Services	200,600	185,122	15,478	163,119	22,003	Jeff
Insurance and Judgments	190,000	188,072	1,928	154,977	33,095	Jeff
Debt Services	7,500	15,479	(7,979)	8,175	7,304	Jeff
Other Support Services	3,920	3,920	-	3,641	279	Jeff
Non Program Transactions	375,000	345,116	29,884	613	344,503	Jeff
Transfer to Fund 80/99	2,997,460	-	2,997,460	-	-	Jeff
	3,903,130	864,888	3,038,242	449,112	415,776	
Transfer to Fund 27	3,179,835	-	3,179,835	-	-	
Total Expenditures	26,169,958	20,440,034	5,729,924	14,815,060	5,624,974	

Medford Area Public School District
6/30/2019

Co-Curricular Salary and Benefits

Middle School

Football	3,113.89
Volleyball	8,846.18
Swim-Girls	3,038.23
Cross Country	3,112.90
Basketball-Girls	5,189.90
Basketball-Boys	5,618.62
Wrestling	3,168.76
Gymnastics	887.04
Softball	1,474.32
Track-Girls	1,582.44
Track-Boys	1,504.68
District Wide	-
Co-curricular-ACADEMIC	9,980.71
	<u>47,517.67</u>

Budget 247,300

Co-curricular budget

Football	2,525.16
Volleyball	4,561.96
Swim-Girls	979.09
Cross Country	764.65
Basketball-Girls	2,510.44
Basketball-Boys	2,945.58
Swim-Boys	-
Wrestling	1,379.30
Gymnastics	240.00
Softball	898.91
Track-Girls	1,925.19
Track-Boys	2,034.09
District Wide Co-Curricular	
Co-Curricular-ACADEMIC	462.14
	<u>20,764.37</u>

Budget 187,239

Co-Curricular Salary and Benefits

High School

Football	18,671.58
Volleyball	11,439.50
Soccer-Boys	5,613.44
Tennis-Girls	4,449.04
Swim-Girls	3,950.71
Cross Country	5,885.26
Basketball-Girls	10,534.48
Basketball-Boys	10,632.18
Swim-Boys	4,486.02
Wrestling	8,213.19
Hockey-Girls	5,970.27
Hockey-Boys	5,759.87
Gymnastics	3,821.58
Baseball	9,578.11
Softball	8,588.07
Soccer-Girls	6,399.36
Track-Girls	7,765.72
Track-Boys	7,765.50
Tennis-Boys	2,658.62
Golf	5,327.91
Curling	-
District Wide	1,139.42
Co-curricular-ACADEMIC	24,061.45
	<u>172,711.28</u>

Remaining

Co-curricular budget

Football	20,153.75
Volleyball	10,097.67
Soccer-Boys	4,558.33
Tennis-Girls	1,241.86
Swim-Girls	2,684.31
Cross Country	3,333.53
Basketball-Girls	8,352.28
Basketball-Boys	9,213.86
Swim-Boys	2,893.08
Wrestling	5,420.06
Hockey-Girls	13,886.52
Hockey-Boys	15,185.90
Gymnastics	10,710.58
Baseball	12,177.05
Softball	5,573.51
Soccer-Girls	5,446.08
Track-Girls	16,970.45
Track-Boys	20,754.79
Tennis-Boys	2,691.98
Golf	2,689.20
Curling	5,196.02
District Wide Co-Curricular	5,822.21
Co-Curricular-ACADEMIC	462.14
	<u>185,515.16</u>

Remaining

Total

	-
Football	21,785.47
Volleyball	20,285.68
Soccer-Boys	5,613.44
Tennis-Girls	4,449.04
Swim-Girls	6,988.94
Cross Country	8,998.16
Basketball-Girls	15,724.38
Basketball-Boys	16,250.80
Swim-Boys	4,486.02
Wrestling	11,381.95
Hockey-Girls	5,970.27
Hockey-Boys	5,759.87
Gymnastics	4,708.62
Baseball	9,578.11
Softball	10,062.39
Soccer-Girls	6,399.36
Track-Girls	9,348.16
Track-Boys	9,270.18
Tennis-Boys	2,658.62
Golf	5,327.91
Curling	-
District Wide	1,139.42
Co-curricular-ACADEMIC	34,042.16
	<u>220,228.95</u>

27,071.05

(19,040.53)

Transportation	
Football	1,889.68
Volleyball	3,615.86
Swim-Girls	1,959.42
Cross Country	1,856.31
Basketball-Girls	1,296.40
Basketball-Boys	3,420.98
Wrestling	3,263.31
Gymnastics	-
Softball	1,672.57
Track-Girls	1,001.25
Track-Boys	1,049.82
Other	-
	<u>21,025.60</u>

Transportation		
Football	7,361.21	9,250.89
Volleyball	7,529.66	11,145.52
Soccer-Boys	5,740.16	5,740.16
Tennis-Girls	2,404.49	2,404.49
Swim-Girls	3,789.90	5,749.32
Cross Country	5,003.79	6,860.10
Basketball-Girls	3,657.41	4,953.81
Basketball-Boys	6,139.40	9,560.38
Swim-Boys	2,868.78	2,868.78
Wrestling	8,110.81	11,374.12
Hockey-Girls	6,135.48	6,135.48
Hockey-Boys	6,497.67	6,497.67
Gymnastics	2,639.12	2,639.12
Baseball	5,847.43	5,847.43
Softball	5,885.46	7,558.03
Soccer-Girls	3,976.84	3,976.84
Track-Girls	4,599.87	5,601.12
Track-Boys	4,633.52	5,683.34
Tennis-Boys	2,355.21	2,355.21
Golf	1,048.34	1,048.34
Curling	1,403.14	1,403.14
	<u>97,627.69</u>	<u>118,653.29</u>

Budget 123,840

Remaining

5,186.71

Total 89,307.64

455,854.13

545,161.77

Budget 558,379

Remaining

13,217.23

By Sport:

District Wide		-
Football	7,528.73	53,715.27
Volleyball	17,024.00	46,090.83
	-	15,911.93
	-	8,095.39
Swim-Girls	5,976.74	16,401.66
Cross Country	5,733.86	19,956.44
Basketball-Girls	8,996.74	31,540.91
Basketball-Boys	11,985.18	37,970.62
	-	10,247.88
Wrestling	7,811.37	29,555.43
	-	25,992.27
	-	27,443.44
Gymnastics	1,127.04	18,298.32
	-	27,602.59
Softball	4,045.80	24,092.84
	-	15,822.28
Track-Girls	4,508.88	33,844.92
Track-Boys	4,588.59	37,742.40
	-	7,705.81
	-	9,065.45
District Wide	-	7,738.58
Not defined	-	5,822.21
	<u>79,326.93</u>	<u>510,657.47</u>
Co-curricular academic	<u>9,980.71</u>	<u>34,504.30</u>
Total	<u>89,307.64</u>	<u>545,161.77</u>

District Wide			-
Football	46,186.54		53,715.27
Volleyball	29,066.83		46,090.83
Soccer-Boys	15,911.93		15,911.93
Tennis-Girls	8,095.39		8,095.39
Swim-Girls	10,424.92		16,401.66
Cross Country	14,222.58		19,956.44
Basketball-Girls	22,544.17		31,540.91
Basketball-Boys	25,985.44		37,970.62
Swim-Boys	10,247.88		10,247.88
Wrestling	21,744.06		29,555.43
Hockey-Girls	25,992.27		25,992.27
Hockey-Boys	27,443.44		27,443.44
Gymnastics	17,171.28		18,298.32
Baseball	27,602.59		27,602.59
Softball	20,047.04		24,092.84
Soccer-Girls	15,822.28		15,822.28
Track-Girls	29,336.04		33,844.92
Track-Boys	33,153.81		37,742.40
Tennis-Boys	7,705.81		7,705.81
Golf	9,065.45		9,065.45
Curling	7,738.58		7,738.58
Not defined	5,822.21		5,822.21
	<u>431,330.54</u>		<u>510,657.47</u>
Co-curricular academic	<u>24,523.59</u>		<u>34,504.30</u>
Total	<u>455,854.13</u>		<u>545,161.77</u>

							Beginning	June 2018-19	June 2018-19	2018-19	2018-19	Ending
Fd	T	Loc	Obj	Func	Prj		Balance	Debits	Credits	FY Debits	FY Credits	Balance
10	A	000	000	711100	000	CASH ON DEPOSIT//GENERAL FUND	-1,092,507.27	6,340,179.63	6,731,491.35	55,169,376.76	47,430,508.78	6,646,360.71
21	A	000	000	711100	000	CASH ON DEPOSIT//GIFT FUND	118,835.22	213,148.76	32,758.17	1,129,036.44	1,133,199.74	114,671.92
27	A	000	000	711100	000	CASH ON DEPOSIT//SPECIAL EDUCA	0.00	624,245.14	1,412,658.87	2,601,146.73	7,559,917.28	-4,958,770.55
38	A	000	000	711100	000	CASH ON DEPOSIT//Non-Referendu	0.03	0.00	0.00	178,105.00	0.00	178,105.03
39	A	000	000	711100	000	CASH ON DEPOSIT//REFERENDUM AP	33,536.30	0.00	0.00	462,400.00	0.00	495,936.30
50	A	000	000	711100	000	CASH ON DEPOSIT//FOOD SERVICE	272,408.94	4,256.03	122,501.86	142,362.70	1,140,005.74	-725,234.10
72	A	000	000	711100	000	CASH ON DEPOSIT//PRIVATE PURPO	78,803.51	300.00	0.00	57,849.08	49,525.10	87,127.49
80	A	000	000	711100	000	CASH ON DEPOSIT//COMMUNITY SER	96,461.53	3,471.51	75,211.65	275,089.91	281,882.04	89,669.40
99	A	000	000	711100	000	CASH ON DEPOSIT//OTHER PKG/COO	-170,763.39	1,308,321.08	549,362.05	2,850,770.89	6,005,061.29	-3,325,053.79
21	A	000	000	711106	000	CASH ON DEPOSIT - MAES//GIFT F	65,196.90	0.00	0.00	0.00	0.00	65,196.90
21	A	000	000	711107	000	CASH ON DEPOSIT - SES//GIFT FU	2,841.60	0.00	0.00	0.00	0.00	2,841.60
21	A	000	000	711108	000	CASH ON DEPOSIT - MAMS//GIFT F	4,836.24	0.00	0.00	0.00	0.00	4,836.24
21	A	000	000	711109	000	CASH ON DEPOSIT - MASH//GIFT F	400.00	0.00	0.00	0.00	0.00	400.00
--	A	---	---	71110-	---		-589,950.39	8,493,922.15	8,923,983.95	62,866,137.51	63,600,099.97	-1,323,912.85
10	A	000	000	711150	000	CASH ON HAND - FOOD SERVICE//G	26,748.87	9.16	577.25	3,676.16	578,005.08	-547,580.05
50	A	000	000	711150	000	CASH ON HAND - FOOD SERVICE//F	0.00	3,016.16	0.00	527,160.95	0.00	527,160.95
80	A	000	000	711150	000	CASH ON HAND - FOOD SERVICE//C	0.00	73.00	0.00	25,441.25	0.00	25,441.25
--	A	---	---	71115-	---		26,748.87	3,098.32	577.25	556,278.36	578,005.08	5,022.15
--	A	---	---	7111--	---		-563,201.52	8,497,020.47	8,924,561.20	63,422,415.87	64,178,105.05	-1,318,890.70
10	A	000	000	711210	000	PETTY CASH//GENERAL FUND	165.00	0.00	800.00	800.00	800.00	165.00
--	A	---	---	71121-	---		165.00	0.00	800.00	800.00	800.00	165.00
--	A	---	---	7112--	---		165.00	0.00	800.00	800.00	800.00	165.00
73	A	000	000	712000	000	INVESTMENTS//FIDUCIARY FUND	3,267,886.29	0.00	0.00	80,467.00	65,467.00	3,282,886.29
--	A	---	---	71200-	---		3,267,886.29	0.00	0.00	80,467.00	65,467.00	3,282,886.29
--	A	---	---	7120--	---		3,267,886.29	0.00	0.00	80,467.00	65,467.00	3,282,886.29
10	A	000	000	712200	000	STATE INVESTMENT POOL//GENERAL	1,022.97	2.08	0.00	23.76	0.00	1,046.73
--	A	---	---	71220-	---		1,022.97	2.08	0.00	23.76	0.00	1,046.73
--	A	---	---	7122--	---		1,022.97	2.08	0.00	23.76	0.00	1,046.73
10	A	000	000	712400	000	REPURCHASE AGREEMENT//GENERAL	4,135,292.11	10,150,918.24	8,189,609.37	38,151,002.39	39,820,001.47	2,466,293.03
27	A	000	000	712400	000	REPURCHASE AGREEMENT//SPECIAL	0.00	302,370.00	0.00	1,627,630.58	0.00	1,627,630.58
38	A	000	000	712400	000	REPURCHASE AGREEMENT//Non-Refere	0.00	0.00	0.00	0.00	178,105.00	-178,105.00

							Beginning	June 2018-19	June 2018-19	2018-19	2018-19	Ending
Fd	T	Loc	Obj	Func	Prj	Fd T Loc Obj Func Prj	Balance	Debits	Credits	FY Debits	FY Credits	Balance
39	A	000	000	712400	000	REPURCHASE AGREEMENT//REFEREND	0.00	0.00	0.00	0.00	466,400.00	-466,400.00
50	A	000	000	712400	000	REPURCHASE AGREEMENT//FOOD SER	0.00	53,982.54	0.00	448,895.45	15,226.50	433,668.95
--	A	---	---	71240-	---		4,135,292.11	10,507,270.78	8,189,609.37	40,227,528.42	40,479,732.97	3,883,087.56
--	A	---	---	7124--	---		4,135,292.11	10,507,270.78	8,189,609.37	40,227,528.42	40,479,732.97	3,883,087.56
10	A	000	000	713102	000	TOWNSHIP OF BERN//GENERAL FUND	12,340.18	0.00	0.00	33,827.00	33,475.63	12,691.55
38	A	000	000	713102	000	TOWNSHIP OF BERN//Non-Referend	0.00	0.00	0.00	945.00	945.00	0.00
39	A	000	000	713102	000	TOWNSHIP OF BERN//REFERENDUM A	0.00	0.00	0.00	2,453.00	2,453.00	0.00
80	A	000	000	713102	000	TOWNSHIP OF BERN//COMMUNITY SE	0.00	0.00	0.00	1,243.00	1,243.00	0.00
10	A	000	000	713104	000	TOWNSHIP OF BROWNING//GENERAL	161,913.95	0.00	0.00	435,405.00	429,651.51	167,667.44
38	A	000	000	713104	000	TOWNSHIP OF BROWNING//Non-Refere	0.00	0.00	0.00	12,161.00	12,161.00	0.00
39	A	000	000	713104	000	TOWNSHIP OF BROWNING//REFEREND	0.00	0.00	0.00	31,571.00	31,571.00	0.00
80	A	000	000	713104	000	TOWNSHIP OF BROWNING//COMMUNIT	0.00	0.00	0.00	16,000.00	16,000.00	0.00
10	A	000	000	713106	000	TOWNSHIP OF CHELSEA//GENERAL F	175,273.31	0.00	0.00	469,349.00	468,351.82	176,270.49
38	A	000	000	713106	000	TOWNSHIP OF CHELSEA//Non-Refer	0.00	0.00	0.00	13,109.00	13,109.00	0.00
39	A	000	000	713106	000	TOWNSHIP OF CHELSEA//REFERENDU	0.00	0.00	0.00	34,033.00	34,033.00	0.00
80	A	000	000	713106	000	TOWNSHIP OF CHELSEA//COMMUNITY	0.00	0.00	0.00	17,247.00	17,247.00	0.00
--	A	---	---	71310-	---		349,527.44	0.00	0.00	1,067,343.00	1,060,240.96	356,629.48
10	A	000	000	713110	000	TOWNSHIP OF DEER CREEK//GENERA	132,646.19	0.00	0.00	323,658.00	328,469.38	127,834.81
38	A	000	000	713110	000	TOWNSHIP OF DEER CREEK//Non-Re	0.00	0.00	0.00	9,040.00	9,040.00	0.00
39	A	000	000	713110	000	TOWNSHIP OF DEER CREEK//REFERE	0.00	0.00	0.00	23,469.00	23,469.00	0.00
80	A	000	000	713110	000	TOWNSHIP OF DEER CREEK//COMMUN	0.00	0.00	0.00	11,893.00	11,893.00	0.00
10	A	000	000	713114	000	TOWNSHIP OF GOODRICH//GENERAL	110,005.98	0.00	0.00	268,018.00	269,806.71	108,217.27
38	A	000	000	713114	000	TOWNSHIP OF GOODRICH//Non-Refere	0.00	0.00	0.00	7,486.00	7,486.00	0.00
39	A	000	000	713114	000	TOWNSHIP OF GOODRICH//REFEREND	0.00	0.00	0.00	19,434.00	19,434.00	0.00
80	A	000	000	713114	000	TOWNSHIP OF GOODRICH//COMMUNIT	0.00	0.00	0.00	9,849.00	9,849.00	0.00
10	A	000	000	713118	000	TOWNSHIP OF GROVER//GENERAL FU	16,438.43	0.00	0.00	41,968.00	41,291.53	17,114.90
38	A	000	000	713118	000	TOWNSHIP OF GROVER//Non-Refere	0.00	0.00	0.00	1,172.00	1,172.00	0.00
39	A	000	000	713118	000	TOWNSHIP OF GROVER//REFERENDUM	0.00	0.00	0.00	3,043.00	3,043.00	0.00
80	A	000	000	713118	000	TOWNSHIP OF GROVER//COMMUNITY	0.00	0.00	0.00	1,542.00	1,542.00	0.00
--	A	---	---	71311-	---		259,090.60	0.00	0.00	720,572.00	726,495.62	253,166.98
10	A	000	000	713120	000	TOWNSHIP OF HAMMEL//GENERAL FU	175,945.83	0.00	0.00	514,523.00	503,897.68	186,571.15
38	A	000	000	713120	000	TOWNSHIP OF HAMMEL//Non-Refere	0.00	0.00	0.00	14,369.00	14,369.00	0.00
39	A	000	000	713120	000	TOWNSHIP OF HAMMEL//REFERENDUM	0.00	0.00	0.00	37,308.00	37,308.00	0.00
80	A	000	000	713120	000	TOWNSHIP OF HAMMEL//COMMUNITY	0.00	0.00	0.00	18,907.00	18,907.00	0.00
10	A	000	000	713122	000	TOWNSHIP OF HOLWAY//GENERAL FU	127,906.47	0.00	0.00	318,197.00	324,614.92	121,488.55
38	A	000	000	713122	000	TOWNSHIP OF HOLWAY//Non-Refere	0.00	0.00	0.00	8,887.00	8,887.00	0.00

							Beginning	June 2018-19	June 2018-19	2018-19	2018-19	Ending
Fd	T	Loc	Obj	Func	Prj	Fd T Loc Obj Func Prj	Balance	Debits	Credits	FY Debits	FY Credits	Balance
39	A	000	000	713122	000	TOWNSHIP OF HOLWAY//REFERENDUM	0.00	0.00	0.00	23,073.00	23,073.00	0.00
80	A	000	000	713122	000	TOWNSHIP OF HOLWAY//COMMUNITY	0.00	0.00	0.00	11,693.00	11,693.00	0.00
10	A	000	000	713126	000	TOWNSHIP OF LITTLE BLACK//GENE	194,272.52	0.00	0.00	479,489.00	496,150.41	177,611.11
38	A	000	000	713126	000	TOWNSHIP OF LITTLE BLACK//Non-	0.00	0.00	0.00	13,392.00	13,392.00	0.00
39	A	000	000	713126	000	TOWNSHIP OF LITTLE BLACK//REFE	0.00	0.00	0.00	34,768.00	34,768.00	0.00
80	A	000	000	713126	000	TOWNSHIP OF LITTLE BLACK//COMM	0.00	0.00	0.00	17,620.00	17,620.00	0.00
10	A	000	000	713128	000	TOWNSHIP OF MAPLEHURST//GENERA	6,317.83	0.00	0.00	15,111.00	15,444.48	5,984.35
38	A	000	000	713128	000	TOWNSHIP OF MAPLEHURST//Non-Re	0.00	0.00	0.00	422.00	422.00	0.00
39	A	000	000	713128	000	TOWNSHIP OF MAPLEHURST//REFERE	0.00	0.00	0.00	1,096.00	1,096.00	0.00
80	A	000	000	713128	000	TOWNSHIP OF MAPLEHURST//COMMUN	0.00	0.00	0.00	555.00	555.00	0.00
--	A	---	---	71312-	---		504,442.65	0.00	0.00	1,509,410.00	1,522,197.49	491,655.16
10	A	000	000	713132	000	TOWNSHIP OF MEDFORD//GENERAL F	480,934.30	0.00	0.00	1,204,115.00	1,209,902.81	475,146.49
38	A	000	000	713132	000	TOWNSHIP OF MEDFORD//Non-Refer	0.00	0.00	0.00	33,630.00	33,630.00	0.00
39	A	000	000	713132	000	TOWNSHIP OF MEDFORD//REFERENDU	0.00	0.00	0.00	87,311.00	87,311.00	0.00
80	A	000	000	713132	000	TOWNSHIP OF MEDFORD//COMMUNITY	0.00	0.00	0.00	44,248.00	44,248.00	0.00
10	A	000	000	713134	000	TOWNSHIP OF MOLITOR//GENERAL F	114,228.20	0.00	0.00	299,694.00	298,743.86	115,178.34
38	A	000	000	713134	000	TOWNSHIP OF MOLITOR//Non-Refer	0.00	0.00	0.00	8,370.00	8,370.00	0.00
39	A	000	000	713134	000	TOWNSHIP OF MOLITOR//REFERENDU	0.00	0.00	0.00	21,731.00	21,731.00	0.00
80	A	000	000	713134	000	TOWNSHIP OF MOLITOR//COMMUNITY	0.00	0.00	0.00	11,013.00	11,013.00	0.00
--	A	---	---	71313-	---		595,162.50	0.00	0.00	1,710,112.00	1,714,949.67	590,324.83
10	A	000	000	713151	000	CITY OF MEDFORD//GENERAL FUND	667,478.42	0.00	0.00	1,800,043.00	1,816,009.25	651,512.17
38	A	000	000	713151	000	CITY OF MEDFORD//Non-Referendu	0.00	0.00	0.00	50,274.00	50,274.00	0.00
39	A	000	000	713151	000	CITY OF MEDFORD//REFERENDUM AP	0.00	0.00	0.00	130,522.00	130,522.00	0.00
80	A	000	000	713151	000	CITY OF MEDFORD//COMMUNITY SER	0.00	0.00	0.00	66,146.00	66,146.00	0.00
--	A	---	---	71315-	---		667,478.42	0.00	0.00	2,046,985.00	2,062,951.25	651,512.17
10	A	000	000	713181	000	VILLAGE OF STETSONVILLE//GENER	58,864.26	0.00	0.00	173,600.00	176,650.65	55,813.61
38	A	000	000	713181	000	VILLAGE OF STETSONVILLE//Non-R	0.00	0.00	0.00	4,848.00	4,848.00	0.00
39	A	000	000	713181	000	VILLAGE OF STETSONVILLE//REFER	0.00	0.00	0.00	12,588.00	12,588.00	0.00
80	A	000	000	713181	000	VILLAGE OF STETSONVILLE//COMMU	0.00	0.00	0.00	6,379.00	6,379.00	0.00
--	A	---	---	71318-	---		58,864.26	0.00	0.00	197,415.00	200,465.65	55,813.61
--	A	---	---	7131--	---		2,434,565.87	0.00	0.00	7,251,837.00	7,287,300.64	2,399,102.23
10	A	000	000	713200	000	ACCOUNTS RECEIVABLE//GENERAL F	6,797.12	0.00	0.00	0.00	6,797.12	0.00
21	A	000	000	713200	000	ACCOUNTS RECEIVABLE//GIFT FUND	240,665.54	0.00	0.00	0.00	240,665.54	0.00
50	A	000	000	713200	000	ACCOUNTS RECEIVABLE//FOOD SERV	3.75	0.00	186.62	5,011.67	5,007.92	7.50
73	A	000	000	713200	000	ACCOUNTS RECEIVABLE//FIDUCIARY	80,467.00	0.00	0.00	0.00	80,467.00	0.00

							Beginning	June 2018-19	June 2018-19	2018-19	2018-19	Ending
Fd	T	Loc	Obj	Func	Prj		Balance	Debits	Credits	FY Debits	FY Credits	Balance
99	A	000	000	713200	000	ACCOUNTS RECEIVABLE//OTHER PKG	184,342.00	0.00	0.00	0.00	184,342.00	0.00
--	A	---	---	71320-	---		512,275.41	0.00	186.62	5,011.67	517,279.58	7.50
--	A	---	---	7132--	---		512,275.41	0.00	186.62	5,011.67	517,279.58	7.50
10	A	000	000	714220	000	DUE FROM SPECIAL PROJECTS FUND	286,542.30	0.00	0.00	0.00	0.00	286,542.30
--	A	---	---	71422-	---		286,542.30	0.00	0.00	0.00	0.00	286,542.30
10	A	000	000	714273	000	DUE FROM POST RETIREMENT TRUST	46,929.47	0.00	0.00	0.00	46,929.47	0.00
27	A	000	000	714273	000	DUE FROM POST RETIREMENT TRUST	12,759.55	0.00	0.00	0.00	12,759.55	0.00
99	A	000	000	714273	000	DUE FROM POST RETIREMENT TRUST	5,777.98	0.00	0.00	0.00	5,777.98	0.00
--	A	---	---	71427-	---		65,467.00	0.00	0.00	0.00	65,467.00	0.00
--	A	---	---	7142--	---		352,009.30	0.00	0.00	0.00	65,467.00	286,542.30
10	A	000	000	715500	000	DUE FROM STATE GOVERNMENT//GEN	265,898.58	221,808.00	0.00	221,808.00	263,948.58	223,758.00
50	A	000	000	715500	000	DUE FROM STATE GOVERNMENT//FOO	0.00	0.00	0.00	17,388.16	17,388.16	0.00
--	A	---	---	71550-	---		265,898.58	221,808.00	0.00	239,196.16	281,336.74	223,758.00
--	A	---	---	7155--	---		265,898.58	221,808.00	0.00	239,196.16	281,336.74	223,758.00
10	A	000	000	715600	000	DUE FROM FEDERAL GOVERNMENT//G	225,275.70	0.00	0.00	0.00	225,275.70	0.00
27	A	000	000	715600	000	DUE FROM FEDERAL GOVERNMENT//S	307,467.05	0.00	0.00	0.00	276,172.68	31,294.37
50	A	000	000	715600	000	DUE FROM FEDERAL GOVERNMENT//F	29,371.43	0.00	53,982.54	520,309.78	489,336.38	60,344.83
--	A	---	---	71560-	---		562,114.18	0.00	53,982.54	520,309.78	990,784.76	91,639.20
--	A	---	---	7156--	---		562,114.18	0.00	53,982.54	520,309.78	990,784.76	91,639.20
10	A	000	000	717000	000	PREPAID EXPENSES//GENERAL FUND	24,515.75	13,685.82	0.00	1,167,551.82	1,125,000.00	67,067.57
--	A	---	---	71700-	---		24,515.75	13,685.82	0.00	1,167,551.82	1,125,000.00	67,067.57
--	A	---	---	7170--	---		24,515.75	13,685.82	0.00	1,167,551.82	1,125,000.00	67,067.57
50	A	000	000	816900	000	OTHER DEFERRED REVENUE//FOOD S	-17,226.42	960.90	3,016.16	537,123.56	540,506.28	-20,609.14
--	A	---	---	81690-	---		-17,226.42	960.90	3,016.16	537,123.56	540,506.28	-20,609.14
--	A	---	---	8169--	---		-17,226.42	960.90	3,016.16	537,123.56	540,506.28	-20,609.14
10	L	000	000	811100	000	TEMPORARY NOTES PAYABLE//GENER	0.00	5,325,000.00	1,400,000.00	12,600,000.00	12,600,000.00	0.00
--	L	---	---	81110-	---		0.00	5,325,000.00	1,400,000.00	12,600,000.00	12,600,000.00	0.00

							Beginning	June 2018-19	June 2018-19	2018-19	2018-19	Ending
Fd	T	Loc	Obj	Func	Prj		Balance	Debits	Credits	FY Debits	FY Credits	Balance
--	L	---	---	8111	--	---	0.00	5,325,000.00	1,400,000.00	12,600,000.00	12,600,000.00	0.00
10	L	000	000	811200	000	ACCOUNTS PAYABLE//GENERAL FUND	-83,658.02	3,858,749.50	3,858,749.50	29,393,401.06	29,314,990.55	-5,247.51
21	L	000	000	811200	000	ACCOUNTS PAYABLE//GIFT FUND	-237,399.54	31,256.04	31,256.04	1,111,804.20	874,404.66	0.00
27	L	000	000	811200	000	ACCOUNTS PAYABLE//SPECIAL EDUC	-9,189.33	764,238.98	764,238.98	4,149,425.23	4,140,235.90	0.00
50	L	000	000	811200	000	ACCOUNTS PAYABLE//FOOD SERVICE	-21,452.84	224,631.38	116,149.74	1,735,412.43	1,713,959.59	0.00
72	L	000	000	811200	000	ACCOUNTS PAYABLE//PRIVATE PURP	0.00	0.00	0.00	49,525.10	49,525.10	0.00
80	L	000	000	811200	000	ACCOUNTS PAYABLE//COMMUNITY SE	-612.72	43,394.84	43,394.84	165,349.33	164,736.61	0.00
99	L	000	000	811200	000	ACCOUNTS PAYABLE//OTHER PKG/CO	-3,790.83	349,282.78	349,282.78	3,995,211.51	3,992,411.30	-990.62
--	L	---	---	81120	---		-356,103.28	5,271,553.52	5,163,071.88	40,600,128.86	40,250,263.71	-6,238.13
--	L	---	---	8112	--	---	-356,103.28	5,271,553.52	5,163,071.88	40,600,128.86	40,250,263.71	-6,238.13
10	L	000	000	811611	000	FICA//GENERAL FUND	-41,165.49	546,788.36	561,398.18	1,817,421.07	1,790,865.40	-14,609.82
21	L	000	000	811611	000	FICA//GIFT FUND	0.00	0.00	0.00	87.18	87.18	0.00
27	L	000	000	811611	000	FICA//SPECIAL EDUCATION FUND	0.00	130,372.60	131,567.28	503,692.70	504,887.38	-1,194.68
50	L	000	000	811611	000	FICA//FOOD SERVICE FUND	0.00	885.76	885.76	16,277.40	16,277.40	0.00
80	L	000	000	811611	000	FICA//COMMUNITY SERVICE FUND	0.00	750.50	779.56	9,380.58	9,409.64	-29.06
99	L	000	000	811611	000	FICA//OTHER PKG/COOP PROGRAM F	0.00	28,339.74	29,112.06	278,849.96	279,622.28	-772.32
10	L	000	000	811612	000	FEDERAL INCOME TAX//GENERAL FU	-15,340.30	285,754.06	288,208.84	916,687.21	903,801.69	-2,454.78
21	L	000	000	811612	000	FEDERAL INCOME TAX//GIFT FUND	0.00	0.00	0.00	37.64	37.64	0.00
27	L	000	000	811612	000	FEDERAL INCOME TAX//SPECIAL ED	0.00	65,515.50	65,797.13	234,863.13	235,144.76	-281.63
50	L	000	000	811612	000	FEDERAL INCOME TAX//FOOD SERVI	0.00	476.26	476.26	8,627.23	8,627.23	0.00
80	L	000	000	811612	000	FEDERAL INCOME TAX//COMMUNITY	0.00	253.66	253.66	4,613.85	4,613.85	0.00
99	L	000	000	811612	000	FEDERAL INCOME TAX//OTHER PKG/	0.00	12,553.70	12,667.45	126,394.90	126,508.65	-113.75
10	L	000	000	811613	000	STATE INCOME TAX//GENERAL FUND	-8,214.69	95,939.20	97,199.78	453,143.23	446,189.12	-1,260.58
21	L	000	000	811613	000	STATE INCOME TAX//GIFT FUND	0.00	0.00	0.00	24.38	24.38	0.00
27	L	000	000	811613	000	STATE INCOME TAX//SPECIAL EDUC	0.00	23,309.69	23,525.95	118,891.44	119,107.70	-216.26
50	L	000	000	811613	000	STATE INCOME TAX//FOOD SERVICE	0.00	195.00	195.00	3,551.11	3,551.11	0.00
80	L	000	000	811613	000	STATE INCOME TAX//COMMUNITY SE	0.00	95.10	95.62	1,612.62	1,613.14	-0.52
99	L	000	000	811613	000	STATE INCOME TAX//OTHER PKG/CO	0.00	7,507.71	7,556.84	81,684.11	81,733.24	-49.13
--	L	---	---	81161	---		-64,720.48	1,198,736.84	1,219,719.37	4,575,839.74	4,532,101.79	-20,982.53
10	L	000	000	811621	000	WTRS//GENERAL FUND	-330,804.90	253,295.28	256,394.46	1,435,230.96	1,107,525.24	-3,099.18
21	L	000	000	811621	000	WTRS//GIFT FUND	0.00	0.00	0.00	25.22	25.22	0.00
27	L	000	000	811621	000	WTRS//SPECIAL EDUCATION FUND	0.00	63,643.08	64,432.48	307,075.34	307,864.74	-789.40
80	L	000	000	811621	000	WTRS//COMMUNITY SERVICE FUND	0.00	276.88	280.16	4,381.08	4,384.36	-3.28
99	L	000	000	811621	000	WTRS//OTHER PKG/COOP PROGRAM F	0.00	20,501.76	20,613.18	222,232.34	222,343.76	-111.42
10	L	000	000	811622	000	WRS//GENERAL FUND	-28,672.82	20,160.20	25,308.90	236,180.62	212,656.50	-5,148.70
21	L	000	000	811622	000	WRS//GIFT FUND	0.00	0.00	0.00	51.62	51.62	0.00

							Beginning	June 2018-19	June 2018-19	2018-19	2018-19	Ending
Fd	T	Loc	Obj	Func	Prj	Fd T Loc Obj Func Prj	Balance	Debits	Credits	FY Debits	FY Credits	Balance
27	L	000	000	811622	000	WRS//SPECIAL EDUCATION FUND	0.00	5,331.22	5,573.34	92,594.66	92,836.78	-242.12
50	L	000	000	811622	000	WRS//FOOD SERVICE FUND	0.00	741.30	741.30	14,753.42	14,753.42	0.00
80	L	000	000	811622	000	WRS//COMMUNITY SERVICE FUND	0.00	0.00	0.00	2.00	2.00	0.00
99	L	000	000	811622	000	WRS//OTHER PKG/COOP PROGRAM FU	0.00	1,911.54	2,515.72	23,547.66	24,151.84	-604.18
--	L	---	---	81162-	---		-359,477.72	365,861.26	375,859.54	2,336,074.92	1,986,595.48	-9,998.28
10	L	000	000	811631	000	HEALTH INSURANCE//GENERAL FUND	-226,365.07	186,226.77	591,363.87	2,931,331.61	2,927,287.25	-222,320.71
27	L	000	000	811631	000	HEALTH INSURANCE//SPECIAL EDUC	0.00	142,177.92	142,771.83	978,387.32	978,981.23	-593.91
50	L	000	000	811631	000	HEALTH INSURANCE//FOOD SERVICE	0.00	0.00	0.00	51,627.34	51,627.34	0.00
99	L	000	000	811631	000	HEALTH INSURANCE//OTHER PKG/CO	0.00	44,309.28	48,118.10	502,602.50	506,411.31	-3,808.81
10	L	000	000	811632	000	DENTAL INSURANCE//GENERAL FUND	-16,892.65	15,829.93	46,908.38	234,874.62	234,534.10	-16,552.13
27	L	000	000	811632	000	DENTAL INSURANCE//SPECIAL EDUC	0.00	10,535.98	10,599.51	79,864.98	79,928.51	-63.53
50	L	000	000	811632	000	DENTAL INSURANCE//FOOD SERVICE	0.00	0.00	0.00	3,597.12	3,597.12	0.00
99	L	000	000	811632	000	DENTAL INSURANCE//OTHER PKG/CO	0.00	3,615.17	3,952.51	40,621.69	40,959.03	-337.34
10	L	000	000	811633	000	LONG-TERM DISABILITY//GENERAL	-6,670.42	2,087.92	6,818.55	32,933.78	32,713.10	-6,449.74
21	L	000	000	811633	000	LONG-TERM DISABILITY//GIFT FUN	0.00	0.00	0.00	0.54	0.54	0.00
27	L	000	000	811633	000	LONG-TERM DISABILITY//SPECIAL	0.00	1,529.80	1,534.44	9,798.44	9,803.08	-4.64
50	L	000	000	811633	000	LONG-TERM DISABILITY//FOOD SER	0.00	0.00	0.00	382.98	382.98	0.00
99	L	000	000	811633	000	LONG-TERM DISABILITY//OTHER PK	0.00	499.71	589.81	6,068.59	6,093.64	-25.05
--	L	---	---	81163-	---		-249,928.14	406,812.48	852,657.00	4,872,091.51	4,872,319.23	-250,155.86
10	L	000	000	811660	000	TRUST ADVANTAGE//GENERAL FUND	0.00	2,755.50	2,755.50	12,162.55	12,162.55	0.00
27	L	000	000	811660	000	TRUST ADVANTAGE//SPECIAL EDUCA	0.00	458.32	458.32	5,499.84	5,499.84	0.00
99	L	000	000	811660	000	TRUST ADVANTAGE//OTHER PKG/COO	0.00	5.34	5.34	58.29	58.29	0.00
--	L	---	---	81166-	---		0.00	3,219.16	3,219.16	17,720.68	17,720.68	0.00
10	L	000	000	811670	000	TAX-SHELTERED ANNUITIES//GENER	0.00	43,714.56	43,714.56	197,475.81	197,475.81	0.00
27	L	000	000	811670	000	TAX-SHELTERED ANNUITIES//SPECI	0.00	1,980.00	1,980.00	7,619.99	7,619.99	0.00
99	L	000	000	811670	000	TAX-SHELTERED ANNUITIES//OTHER	0.00	3,843.88	3,843.88	24,086.06	24,086.06	0.00
--	L	---	---	81167-	---		0.00	49,538.44	49,538.44	229,181.86	229,181.86	0.00
10	L	000	000	811680	000	GARNISHMENT DEDUCTIONS PAYABLE	-1,436.00	2,659.57	4,295.60	26,497.63	26,697.66	-1,636.03
27	L	000	000	811680	000	GARNISHMENT DEDUCTIONS PAYABLE	0.00	98.76	98.76	516.23	516.23	0.00
99	L	000	000	811680	000	GARNISHMENT DEDUCTIONS PAYABLE	0.00	0.00	0.00	668.02	668.02	0.00
--	L	---	---	81168-	---		-1,436.00	2,758.33	4,394.36	27,681.88	27,881.91	-1,636.03
10	L	000	000	811690	000	OTHER DEDUCTIONS PAYABLE//GENE	0.00	46.00	22.00	300.00	300.00	0.00
27	L	000	000	811690	000	OTHER DEDUCTIONS PAYABLE//SPEC	0.00	24.00	15.00	96.00	96.00	0.00
99	L	000	000	811690	000	OTHER DEDUCTIONS PAYABLE//OTHE	0.00	0.00	0.00	2.00	2.00	0.00
10	L	000	000	811691	000	FLEX BENEFIT 125//GENERAL FUND	0.00	1,929.96	2,129.96	41,428.06	41,628.06	-200.00

							Beginning	June 2018-19	June 2018-19	2018-19	2018-19	Ending
Fd	T	Loc	Obj	Func	Prj	Fd T Loc Obj Func Prj	Balance	Debits	Credits	FY Debits	FY Credits	Balance
27	L	000	000	811691	000	FLEX BENEFIT 125//SPECIAL EDUC	0.00	225.00	225.00	13,735.31	13,735.31	0.00
99	L	000	000	811691	000	FLEX BENEFIT 125//OTHER PKG/CO	0.00	876.66	876.66	11,984.85	11,984.85	0.00
10	L	000	000	811696	000	ATHLETIC FIELD DONATION//GENER	0.00	1,603.20	413.70	2,879.80	2,879.80	0.00
--	L	---	---	81169-	---		0.00	4,704.82	3,682.32	70,426.02	70,626.02	-200.00
--	L	---	---	8116--	---		-675,562.34	2,031,631.33	2,509,070.19	12,129,016.61	11,736,426.97	-282,972.70
10	L	000	000	811800	000	ACCRUED PAYROLL PAYABLE//GENER	-129,846.33	3,420,148.11	3,420,148.11	16,050,811.15	15,920,964.82	0.00
21	L	000	000	811800	000	ACCRUED PAYROLL PAYABLE//GIFT	0.00	0.00	0.00	669.24	669.24	0.00
27	L	000	000	811800	000	ACCRUED PAYROLL PAYABLE//SPECI	-8,811.92	819,694.48	819,694.48	4,650,713.77	4,641,901.85	0.00
50	L	000	000	811800	000	ACCRUED PAYROLL PAYABLE//FOOD	0.00	7,540.38	7,540.38	181,256.27	181,256.27	0.00
80	L	000	000	811800	000	ACCRUED PAYROLL PAYABLE//COMMU	-737.03	6,255.35	6,255.35	98,106.49	97,369.46	0.00
99	L	000	000	811800	000	ACCRUED PAYROLL PAYABLE//OTHER	-8,463.91	369,025.50	369,025.50	2,846,058.51	2,837,594.60	0.00
--	L	---	---	81180-	---		-147,859.19	4,622,663.82	4,622,663.82	23,827,615.43	23,679,756.24	0.00
--	L	---	---	8118--	---		-147,859.19	4,622,663.82	4,622,663.82	23,827,615.43	23,679,756.24	0.00
27	L	000	000	812100	000	DUE TO GENERAL FUND//SPECIAL E	-286,542.30	0.00	0.00	0.00	0.00	-286,542.30
73	L	000	000	812100	000	DUE TO GENERAL FUND//FIDUCIARY	-46,929.47	0.00	0.00	46,929.47	0.00	0.00
--	L	---	---	81210-	---		-333,471.77	0.00	0.00	46,929.47	0.00	-286,542.30
--	L	---	---	8121--	---		-333,471.77	0.00	0.00	46,929.47	0.00	-286,542.30
73	L	000	000	812200	000	DUE TO SPECIAL REVENUE FUND//F	-12,759.55	0.00	0.00	12,759.55	0.00	0.00
10	L	000	000	812205	000	DUE TO POST RETIREMENT FUND//G	-57,682.10	0.00	0.00	57,682.10	0.00	0.00
27	L	000	000	812205	000	DUE TO POST RETIREMENT FUND//S	-15,683.05	0.00	0.00	15,683.05	0.00	0.00
99	L	000	000	812205	000	DUE TO POST RETIREMENT FUND//O	-7,101.85	0.00	0.00	7,101.85	0.00	0.00
--	L	---	---	81220-	---		-93,226.55	0.00	0.00	93,226.55	0.00	0.00
--	L	---	---	8122--	---		-93,226.55	0.00	0.00	93,226.55	0.00	0.00
73	L	000	000	812900	000	DUE TO PACKAGE AND COOPERATIVE	-5,777.98	0.00	0.00	5,777.98	0.00	0.00
--	L	---	---	81290-	---		-5,777.98	0.00	0.00	5,777.98	0.00	0.00
--	L	---	---	8129--	---		-5,777.98	0.00	0.00	5,777.98	0.00	0.00
10	Q	000	000	931100	000	FUND - RESERVED FOR ENCUMBRANC	117,933.04	117,746.84	13,271.97	1,711,995.57	1,809,866.52	20,062.09
21	Q	000	000	931100	000	FUND - RESERVED FOR ENCUMBRANC	2,880.61	1,581.10	1.11	29,001.47	33,517.09	-1,635.01
27	Q	000	000	931100	000	FUND - RESERVED FOR ENCUMBRANC	16,526.95	3,767.13	3,323.39	200,000.90	318,851.17	-102,323.32
50	Q	000	000	931100	000	FUND - RESERVED FOR ENCUMBRANC	0.00	0.00	0.00	70,589.00	70,589.00	0.00

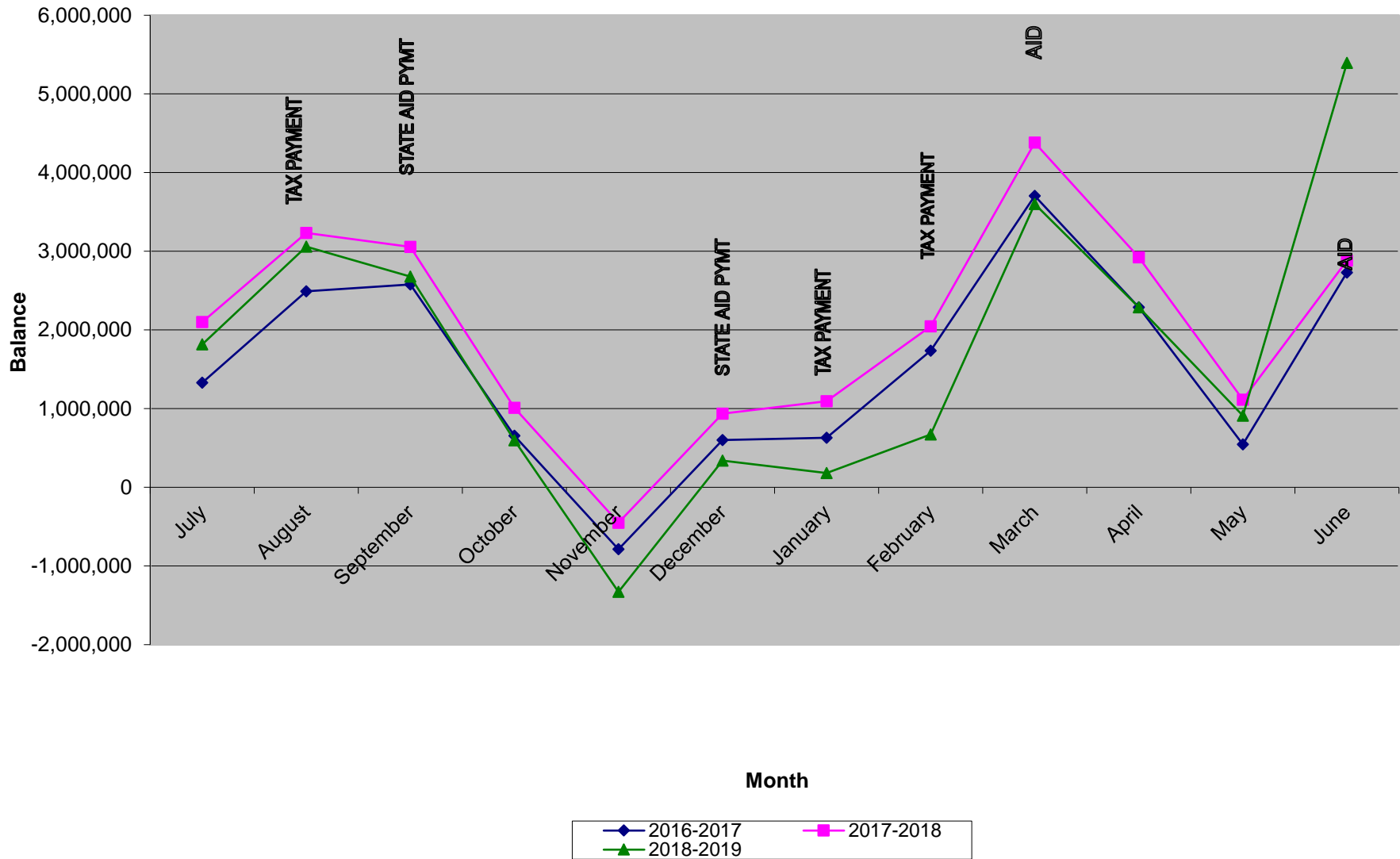
							Beginning	June 2018-19	June 2018-19	2018-19	2018-19	Ending
Fd	T	Loc	Obj	Func	Prj		Balance	Debits	Credits	FY Debits	FY Credits	Balance
80	Q	000	000	931100	000	FUND - RESERVED FOR ENCUMBRANC	-141,968.79	2,271.50	0.00	4,460.96	7,417.95	-144,925.78
99	Q	000	000	931100	000	FUND - RESERVED FOR ENCUMBRANC	473,111.23	2,716.83	387.72	560,409.11	593,515.72	440,004.62
--	Q	---	---	93110-	---		468,483.04	128,083.40	16,984.19	2,576,457.01	2,833,757.45	211,182.60
--	Q	---	---	9311--	---		468,483.04	128,083.40	16,984.19	2,576,457.01	2,833,757.45	211,182.60
30	Q	000	000	931790	000	FUND-RESERVE FOR DEBT RETIRMNT	-1,459,607.62	0.00	0.00	0.00	0.00	-1,459,607.62
--	Q	---	---	93179-	---		-1,459,607.62	0.00	0.00	0.00	0.00	-1,459,607.62
--	Q	---	---	9317--	---		-1,459,607.62	0.00	0.00	0.00	0.00	-1,459,607.62
73	Q	000	000	931900	000	OTHER RESERVED FUND BALANCE//F	-4,518,902.72	0.00	0.00	0.00	0.00	-4,518,902.72
--	Q	---	---	93190-	---		-4,518,902.72	0.00	0.00	0.00	0.00	-4,518,902.72
--	Q	---	---	9319--	---		-4,518,902.72	0.00	0.00	0.00	0.00	-4,518,902.72
10	Q	000	000	932000	000	ASSIGNED FOR RETIRE LIABILITY/	-45,098.00	0.00	0.00	0.00	0.00	-45,098.00
--	Q	---	---	93200-	---		-45,098.00	0.00	0.00	0.00	0.00	-45,098.00
--	Q	---	---	9320--	---		-45,098.00	0.00	0.00	0.00	0.00	-45,098.00
10	Q	000	000	932100	000	DESIGNATED-WORKING CASH BAL//G	-117,933.04	13,271.97	117,746.84	1,809,866.52	1,711,995.57	-20,062.09
21	Q	000	000	932100	000	DESIGNATED-WORKING CASH BAL//G	-2,880.61	1.11	1,581.10	33,517.09	29,001.47	1,635.01
23	Q	000	000	932100	000	DESIGNATED-WORKING CASH BAL//T	-434,128.36	0.00	0.00	0.00	0.00	-434,128.36
27	Q	000	000	932100	000	DESIGNATED-WORKING CASH BAL//S	-16,526.95	3,323.39	3,767.13	318,851.17	200,000.90	102,323.32
44	Q	000	000	932100	000	DESIGNATED-WORKING CASH BAL//D	-6,336,189.72	0.00	0.00	0.00	0.00	-6,336,189.72
50	Q	000	000	932100	000	DESIGNATED-WORKING CASH BAL//F	-246,585.06	0.00	0.00	70,589.00	70,589.00	-246,585.06
80	Q	000	000	932100	000	DESIGNATED-WORKING CASH BAL//C	0.00	0.00	2,271.50	7,417.95	4,460.96	2,956.99
99	Q	000	000	932100	000	DESIGNATED-WORKING CASH BAL//O	-2,421.48	387.72	2,716.83	593,515.72	560,409.11	30,685.13
10	Q	000	000	932104	000	ASSIGNED FOR FUTURE REC MAIN//	-229,500.00	0.00	0.00	0.00	0.00	-229,500.00
10	Q	000	000	932105	000	ASSIGNED FOR TECH REPLACEMENT/	-420,000.00	0.00	0.00	0.00	0.00	-420,000.00
--	Q	---	---	93210-	---		-7,806,165.22	16,984.19	128,083.40	2,833,757.45	2,576,457.01	-7,548,864.78
10	Q	000	000	932110	000	FUND - W/C BAL - EXP//GENERAL	124,357,256.11	4,381,778.90	189,775.33	21,689,067.11	896,518.26	145,149,804.96
21	Q	000	000	932110	000	FUND - W/C BAL - EXP//GIFT FUN	1,612,925.89	33,856.79	136,652.09	873,189.01	145,974.15	2,340,140.75
23	Q	000	000	932110	000	FUND - W/C BAL - EXP//TEACH PR	866,789.45	0.00	0.00	0.00	0.00	866,789.45
27	Q	000	000	932110	000	FUND - W/C BAL - EXP//SPECIAL	22,522,350.79	840,528.17	36,914.27	5,171,328.26	77,414.93	27,616,264.12
30	Q	000	000	932110	000	FUND - W/C BAL - EXP//DEBT SER	14,741,771.88	0.00	0.00	0.00	0.00	14,741,771.88
38	Q	000	000	932110	000	FUND - W/C BAL - EXP//Non-Refere	926,274.28	0.00	0.00	178,105.00	0.00	1,104,379.28
39	Q	000	000	932110	000	FUND - W/C BAL - EXP//REFEREND	962,387.95	0.00	0.00	466,400.00	0.00	1,428,787.95

							Beginning	June 2018-19	June 2018-19	2018-19	2018-19	Ending
Fd	T	Loc	Obj	Func	Prj	Fd T Loc Obj Func Prj	Balance	Debits	Credits	FY Debits	FY Credits	Balance
44	Q	000	000	932110	000	FUND - W/C BAL - EXP//DISTRICT	11,144,655.54	0.00	0.00	0.00	0.00	11,144,655.54
50	Q	000	000	932110	000	FUND - W/C BAL - EXP//FOOD SER	17,352,257.60	8,955.33	15,280.35	1,306,383.44	205,333.19	18,453,307.85
72	Q	000	000	932110	000	FUND - W/C BAL - EXP//PRIVATE	219,608.51	0.00	0.00	49,525.10	0.00	269,133.61
73	Q	000	000	932110	000	FUND - W/C BAL - EXP//FIDUCIAR	2,786,419.48	0.00	0.00	0.00	0.00	2,786,419.48
80	Q	000	000	932110	000	FUND - W/C BAL - EXP//COMMUNIT	1,172,773.67	72,555.10	226.17	248,872.58	3,175.41	1,418,470.84
99	Q	000	000	932110	000	FUND - W/C BAL - EXP//OTHER PK	9,829,811.33	529,136.39	110,522.74	4,779,236.31	139,891.28	14,469,156.36
--	Q	---	---	93211-	---		208,495,282.48	5,866,810.68	489,370.95	34,762,106.81	1,468,307.22	241,789,082.07
10	Q	000	000	932150	000	FUND - W/C BAL - REV//GENERAL	-129,077,155.79	0.00	9,452,986.76	218,840.12	26,860,667.63	-155,718,983.30
21	Q	000	000	932150	000	FUND - W/C BAL - REV//GIFT FUN	-1,808,301.85	335.57	77,930.86	29,952.73	749,738.29	-2,528,087.41
23	Q	000	000	932150	000	FUND - W/C BAL - REV//TEACH PR	-432,661.09	0.00	0.00	0.00	0.00	-432,661.09
27	Q	000	000	932150	000	FUND - W/C BAL - REV//SPECIAL	-22,522,350.79	9,014.00	323,207.00	50,956.65	1,555,095.91	-24,026,490.05
30	Q	000	000	932150	000	FUND - W/C BAL - REV//DEBT SER	-13,282,164.26	0.00	0.00	0.00	0.00	-13,282,164.26
38	Q	000	000	932150	000	FUND - W/C BAL - REV//Non-Ref	-926,274.31	0.00	0.00	0.00	178,105.00	-1,104,379.31
39	Q	000	000	932150	000	FUND - W/C BAL - REV//REFEREND	-995,924.25	0.00	0.00	0.00	462,400.00	-1,458,324.25
44	Q	000	000	932150	000	FUND - W/C BAL - REV//DISTRICT	-4,808,465.82	0.00	0.00	0.00	0.00	-4,808,465.82
50	Q	000	000	932150	000	FUND - W/C BAL - REV//FOOD SER	-17,368,777.40	15,547.38	232.45	113,127.53	1,226,411.91	-18,482,061.78
72	Q	000	000	932150	000	FUND - W/C BAL - REV//PRIVATE	-298,412.02	0.00	300.00	0.00	57,849.08	-356,261.10
73	Q	000	000	932150	000	FUND - W/C BAL - REV//FIDUCIAR	-1,550,403.05	0.00	0.00	0.00	0.00	-1,550,403.05
80	Q	000	000	932150	000	FUND - W/C BAL - REV//COMMUNIT	-1,125,916.66	432.00	1,060.93	1,143.75	266,806.93	-1,391,579.84
99	Q	000	000	932150	000	FUND - W/C BAL - REV//OTHER PK	-10,300,501.08	0.00	1,171,685.62	184,342.00	1,491,820.62	-11,607,979.70
--	Q	---	---	93215-	---		-204,497,308.37	25,328.95	11,027,403.62	598,362.78	32,848,895.37	-236,747,840.96
--	Q	---	---	9321--	---		-3,808,191.11	5,909,123.82	11,644,857.97	38,194,227.04	36,893,659.60	-2,507,623.67
<hr/>												
Grand Asset Totals							10,975,317.52	19,240,748.05	17,172,155.89	113,452,265.04	115,531,780.02	8,895,802.54
Grand Liability Totals							-1,612,001.11	17,250,848.67	13,694,805.89	89,302,694.90	88,266,446.92	-575,753.13
Grand Equity Totals							-9,363,316.41	6,037,207.22	11,661,842.16	40,770,684.05	39,727,417.05	-8,320,049.41
Grand Totals							0.00	42,528,803.94	42,528,803.94	243,525,643.99	243,525,643.99	0.00

Number of Accounts: 220

***** End of report *****

General Education & Special Education Cash Comparison



Fd	T	Loc	Obj	Func	Prj	Obj	2018-19	June 2018-19	2018-19	2018-19	Encumbered	Unreceived
							Revised Budget	Monthly Revenue	FYTD Revenue	FYTD %	Balance	Balance
10	R	800	211	500000	000	PROPERTY TAX	6,376,997.00	0.00	6,376,997.00	100.00	0.00	0.00
10	R	800	213	500000	000	MOBILE HOME TAX	20,000.00	0.00	18,546.81	92.73	0.00	1,453.19
10	R	800	240	139000	000	PAYMENT FOR SERVICES	15,000.00	890.06	11,042.23	73.61	0.00	3,957.77
10	R	800	240	500000	000	PAYMENT FOR SERVICES	2,000.00	0.00	795.85	39.79	0.00	1,204.15
10	R	800	264	500000	000	NON CAPITAL SURPLUS PROP.	1,000.00	0.00	1,491.39	149.14	0.00	491.39-
10	R	800	269	500000	000	OTHER SALE OF NON-CAPITAL	5,000.00	0.00	0.00	0.00	0.00	5,000.00
10	R	800	271	500000	000	ADMISSIONS	30,000.00	795.00	23,098.00	76.99	0.00	6,902.00
10	R	800	279	500000	000	OTHER SCHOOL ACTIVITY INC	22,000.00	425.00	36,540.00	166.09	0.00	14,540.00-
10	R	800	280	500000	000	INTEREST ON INVESTMENTS	15,000.00	934.38	9,148.83	60.99	0.00	5,851.17
10	R	800	293	500000	000	RENTALS	1,500.00	0.00	3,110.00	207.33	0.00	1,610.00-
10	R	800	299	500000	000	MISCELLANEOUS LOCAL REVEN	10,000.00	8,845.14	10,655.23	106.55	0.00	655.23-
10	R	---	2--	-----	---	*REVENUE FROM LOCAL SOURC	6,498,497.00	11,889.58	6,491,425.34	99.89	0.00	7,071.66
10	R	800	345	500000	000	GENERAL TUITION-OPEN ENRO	4,139,961.00	4,586,836.00	4,586,836.00	110.79	0.00	446,875.00-
10	R	---	3--	-----	---	*INTERDIST PYMNTS WITHIN	4,139,961.00	4,586,836.00	4,586,836.00	110.79	0.00	446,875.00-
10	R	800	517	500000	391	TRANSIT OF FEDERAL AIDS	2,000.00	0.00	0.00	0.00	0.00	2,000.00
10	R	800	581	500000	000	MEDICAID SCHOOL BASED SER	40,000.00	0.00	0.00	0.00	0.00	40,000.00
10	R	---	5--	-----	---	*REV FROM INTERMEDIATE SO	42,000.00	0.00	0.00	0.00	0.00	42,000.00
10	R	800	612	500000	000	TRANSPORTATION AID	125,000.00	4,905.18	128,995.18	103.20	0.00	3,995.18-
10	R	800	613	500000	000	LIBRARY AID	90,000.00	0.00	88,789.00	98.65	0.00	1,211.00
10	R	800	619	500000	000	OTHER CATEGORICAL AID	0.00	28,188.00	28,188.00	0.00	0.00	28,188.00-
10	R	800	619	500000	011	OTHER CATEGORICAL AID	0.00	0.00	1,381,902.00	0.00	0.00	1,381,902.00-
10	R	800	621	500000	000	EQUALIZATION AID	13,263,193.00	4,786,293.00	13,263,193.00	100.00	0.00	0.00
10	R	800	630	500000	232	SPECIAL PROJECT GRANTS	0.00	19,000.00	19,000.00	0.00	0.00	19,000.00-
10	R	800	630	500000	296	SPECIAL PROJECT GRANTS	0.00	15,875.00	15,875.00	0.00	0.00	15,875.00-
10	R	800	630	500000	522	SPECIAL PROJECT GRANTS	0.00	0.00	3,575.00	0.00	0.00	3,575.00-
10	R	800	630	500000	561	SPECIAL PROJECT GRANTS	25,000.00	0.00	9,821.00	39.28	0.00	15,179.00
10	R	800	630	500000	562	SPECIAL PROJECT GRANTS	0.00	0.00	20,471.00	0.00	0.00	20,471.00-
10	R	800	660	500000	000	STATE REV THROUGH LOCAL U	0.00	0.00	920.00	0.00	0.00	920.00-
10	R	800	690	500000	000	OTHER REVENUE FROM STATE	20,000.00	0.00	20,227.91	101.14	0.00	227.91-
10	R	800	691	500000	000	COMPUTER AID	178,815.00	0.00	144,561.19	80.84	0.00	34,253.81
10	R	800	695	500000	000	STATE CATEGORICAL AID	1,381,902.00	0.00	0.00	0.00	0.00	1,381,902.00
10	R	800	699	500000	699	OTHER REVENUE FROM STATE	0.00	0.00	14,085.96	0.00	0.00	14,085.96-
10	R	---	6--	-----	---	*REVENUE FROM STATE SOURC	15,083,910.00	4,854,261.18	15,139,604.24	100.37	0.00	55,694.24-
10	R	800	713	500000	400	VOCATIONAL EDUCATION AID	19,500.00	0.00	11,359.01	58.25	0.00	8,140.99
10	R	800	730	500000	341	SPECIAL PROJECT GRANT	71,000.00	0.00	41,942.65	59.07	0.00	29,057.35
10	R	800	730	500000	365	SPECIAL PROJECT GRANT	96,000.00	0.00	35,238.29	36.71	0.00	60,761.71

Fd	T	Loc	Obj	Func	Prj	Obj	2018-19 Revised Budget	June 2018-19 Monthly Revenue	2018-19 FYTD Revenue	2018-19 FYTD %	Encumbered Balance	Unreceived Balance
10	R	800	730	500000	381	SPECIAL PROJECT GRANT	0.00	0.00	9,524.00	0.00	0.00	9,524.00-
10	R	800	751	500000	141	ECIA - CHAPTER 1	400,000.00	0.00	232,701.65	58.18	0.00	167,298.35
10	R	800	790	500000	393	OTHER REV FROM FEDERAL SO	0.00	0.00	500.00	0.00	0.00	500.00-
10	R	---	7--	-----	---	*REVENUE FROM FEDERAL SOU	586,500.00	0.00	331,265.60	56.48	0.00	255,234.40
10	R	800	860	500000	000	SALE OF FIXED ASSETS	4,000.00	0.00	0.00	0.00	0.00	4,000.00
10	R	800	861	500000	000	EQUIPMENT SALES	0.00	0.00	1,015.00	0.00	0.00	1,015.00-
10	R	---	8--	-----	---	*OTHER FINANCING SOURCES	4,000.00	0.00	1,015.00	25.38	0.00	2,985.00
10	R	800	964	500000	000	INSURANCE	35,000.00	0.00	29,372.00	83.92	0.00	5,628.00
10	R	800	971	500000	000	REFUND OF DISB - AIDABLE	15,000.00	0.00	85.80	0.57	0.00	14,914.20
10	R	800	971	500000	619	REFUND OF DISB - AIDABLE	0.00	0.00	57,426.55	0.00	0.00	57,426.55-
10	R	800	972	500000	000	REFUND OF DISB - NON-AIDA	0.00	0.00	4,771.98	0.00	0.00	4,771.98-
10	R	800	990	500000	000	MISCELLANEOUS OTHER REVEN	0.00	0.00	25.00	0.00	0.00	25.00-
10	R	---	9--	-----	---	*OTHER REVENUES	50,000.00	0.00	91,681.33	183.36	0.00	41,681.33-
10	-	---	---	-----	---	*GENERAL FUND	26,404,868.00	9,452,986.76	26,641,827.51	100.90	0.00	236,959.51-
Grand Revenue Totals							26,404,868.00	9,452,986.76	26,641,827.51	100.90	0.00	236,959.51-

Number of Accounts: 42

***** End of report *****

Fd	T	Loc	Obj	Func	Prj	Obj	2018-19	June 2018-19	2018-19	2018-19	Encumbered	Unencumbered	Unexpended
							Revised Budget	Monthly Activity	FYTD Activity	FYTD %	Amount	Balance	Balance
10	E	---	1--	110000	---	SALARIES	3,314,791.00	866,125.97	3,209,127.93	96.81	0.00	105,663.07	105,663.07
10	E	---	2--	110000	---	EMPLOYEE BENEFITS	1,432,793.00	332,715.10	1,310,400.90	91.46	0.00	122,392.10	122,392.10
10	E	---	3--	110000	---	PURCHASED SERVICES	20,793.00	1,621.26	19,626.17	94.39	2.78	1,164.05	1,166.83
10	E	---	4--	110000	---	NON-CAPITAL OBJECTS	100,733.00	1,768.06	78,534.29	77.96	3,394.29	18,804.42	22,198.71
10	E	---	5--	110000	---	CAPITAL OBJECTS	0.00	0.00	734.96	0.00	3,073.60	3,808.56-	734.96-
10	E	---	9--	110000	---	OTHER EXPENDITURES	0.00	156.00	686.00	0.00	0.00	686.00-	686.00-
10	E	---	---	110000	---	UNDIFFERENTIATED CURRICU	4,869,110.00	1,202,386.39	4,619,110.25	94.87	6,470.67	243,529.08	249,999.75
10	E	---	1--	120000	---	SALARIES	0.00	0.00	8,779.14	0.00	0.00	8,779.14-	8,779.14-
10	E	---	2--	120000	---	EMPLOYEE BENEFITS	0.00	0.00	4,909.45	0.00	0.00	4,909.45-	4,909.45-
10	E	---	4--	120000	---	NON-CAPITAL OBJECTS	0.00	0.00	2,986.34	0.00	0.00	2,986.34-	2,986.34-
10	E	---	---	120000	---	REGULAR CURRICULUM	0.00	0.00	16,674.93	0.00	0.00	16,674.93-	16,674.93-
10	E	---	1--	121000	---	SALARIES	233,453.00	59,312.14	222,672.51	95.38	0.00	10,780.49	10,780.49
10	E	---	2--	121000	---	EMPLOYEE BENEFITS	77,260.00	18,439.08	71,967.73	93.15	0.00	5,292.27	5,292.27
10	E	---	3--	121000	---	PURCHASED SERVICES	0.00	57.67	128.95	0.00	0.00	128.95-	128.95-
10	E	---	4--	121000	---	NON-CAPITAL OBJECTS	27,450.00	39.43	25,877.13	94.27	714.55	858.32	1,572.87
10	E	---	5--	121000	---	CAPITAL OBJECTS	0.00	0.00	4,060.52	0.00	0.00	4,060.52-	4,060.52-
10	E	---	---	121000	---	ART	338,163.00	77,848.32	324,706.84	96.02	714.55	12,741.61	13,456.16
10	E	---	1--	122000	---	SALARIES	791,284.00	227,199.48	967,412.03	122.26	0.00	176,128.03-	176,128.03-
10	E	---	2--	122000	---	EMPLOYEE BENEFITS	466,120.00	110,212.21	480,212.13	103.02	0.00	14,092.13-	14,092.13-
10	E	---	3--	122000	---	PURCHASED SERVICES	7,100.00	612.79	4,630.55	65.22	0.00	2,469.45	2,469.45
10	E	---	4--	122000	---	NON-CAPITAL OBJECTS	45,274.00	5,418.49	47,696.33	105.35	209.97	2,632.30-	2,422.33-
10	E	---	9--	122000	---	OTHER EXPENDITURES	100.00	0.00	294.00	294.00	0.00	194.00-	194.00-
10	E	---	---	122000	---	ENGLISH LANGUAGE	1,309,878.00	343,442.97	1,500,245.04	114.53	209.97	190,577.01-	190,367.04-
10	E	---	1--	122110	---	SALARIES	37,972.00	13,321.88	71,121.98	187.30	0.00	33,149.98-	33,149.98-
10	E	---	2--	122110	---	EMPLOYEE BENEFITS	24,278.00	6,411.38	36,169.72	148.98	0.00	11,891.72-	11,891.72-
10	E	---	---	122110	---	READING	62,250.00	19,733.26	107,291.70	172.36	0.00	45,041.70-	45,041.70-
10	E	---	1--	122115	---	SALARIES	52,755.00	4,215.57	63,888.25	121.10	0.00	11,133.25-	11,133.25-
10	E	---	2--	122115	---	EMPLOYEE BENEFITS	38,888.00	2,171.99	29,689.56	76.35	0.00	9,198.44	9,198.44
10	E	---	3--	122115	---	PURCHASED SERVICES	20,900.00	0.00	23,475.00	112.32	0.00	2,575.00-	2,575.00-
10	E	---	4--	122115	---	NON-CAPITAL OBJECTS	4,465.00	0.00	3,543.25	79.36	0.00	921.75	921.75
10	E	---	---	122115	---	REMEDIATION	117,008.00	6,387.56	120,596.06	103.07	0.00	3,588.06-	3,588.06-
10	E	---	3--	122600	---	PURCHASED SERVICES	1,500.00	0.00	5,669.90	377.99	285.00	4,454.90-	4,169.90-
10	E	---	4--	122600	---	NON-CAPITAL OBJECTS	4,500.00	0.00	5,028.29	111.74	1,118.91	1,647.20-	528.29-
10	E	---	9--	122600	---	OTHER EXPENDITURES	2,750.00	0.00	1,180.00	42.91	0.00	1,570.00	1,570.00

Fd	T	Loc	Obj	Func	Prj	Obj	2018-19	June 2018-19	2018-19	2018-19	Encumbered	Unencumbered	Unexpended
							Revised Budget	Monthly Activity	FYTD Activity	FYTD %	Amount	Balance	Balance
10	E	---	---	122600	---	DRAMA	8,750.00	0.00	11,878.19	135.75	1,403.91	4,532.10-	3,128.19-
10	E	---	1--	123208	---	SALARIES	57,400.00	14,350.02	57,400.00	100.00	0.00	0.00	0.00
10	E	---	2--	123208	---	EMPLOYEE BENEFITS	18,593.00	4,376.88	17,689.51	95.14	0.00	903.49	903.49
10	E	---	3--	123208	---	PURCHASED SERVICES	0.00	125.28	261.41	0.00	0.00	261.41-	261.41-
10	E	---	4--	123208	---	NON-CAPITAL OBJECTS	8,196.00	0.00	8,614.44	105.11	0.00	418.44-	418.44-
10	E	---	---	123208	---	FRENCH	84,189.00	18,852.18	83,965.36	99.73	0.00	223.64	223.64
10	E	---	1--	123219	---	SALARIES	85,250.00	21,517.56	86,070.00	100.96	0.00	820.00-	820.00-
10	E	---	2--	123219	---	EMPLOYEE BENEFITS	45,237.00	10,774.81	43,143.97	95.37	0.00	2,093.03	2,093.03
10	E	---	3--	123219	---	PURCHASED SERVICES	600.00	69.26	232.93	38.82	0.00	367.07	367.07
10	E	---	4--	123219	---	NON-CAPITAL OBJECTS	21,111.00	0.00	19,941.47	94.46	0.00	1,169.53	1,169.53
10	E	---	---	123219	---	SPANISH	152,198.00	32,361.63	149,388.37	98.15	0.00	2,809.63	2,809.63
10	E	---	1--	124000	---	SALARIES	430,778.00	113,009.88	458,593.33	106.46	0.00	27,815.33-	27,815.33-
10	E	---	2--	124000	---	EMPLOYEE BENEFITS	254,010.00	61,741.42	251,186.20	98.89	0.00	2,823.80	2,823.80
10	E	---	3--	124000	---	PURCHASED SERVICES	25,000.00	0.00	25,407.00	101.63	0.00	407.00-	407.00-
10	E	---	4--	124000	---	NON-CAPITAL OBJECTS	22,885.00	277.22-	17,969.86	78.52	299.70	4,615.44	4,915.14
10	E	---	---	124000	---	MATHEMATICS	732,673.00	174,474.08	753,156.39	102.80	299.70	20,783.09-	20,483.39-
10	E	---	1--	125400	---	SALARIES	221,665.00	55,545.12	225,981.28	101.95	0.00	4,316.28-	4,316.28-
10	E	---	2--	125400	---	EMPLOYEE BENEFITS	110,463.00	25,192.95	101,244.00	91.65	0.00	9,219.00	9,219.00
10	E	---	3--	125400	---	PURCHASED SERVICES	10,824.00	848.40	7,629.02	70.48	280.00	2,914.98	3,194.98
10	E	---	4--	125400	---	NON-CAPITAL OBJECTS	17,232.00	994.18	15,616.43	90.62	3,542.57	1,927.00-	1,615.57
10	E	---	5--	125400	---	CAPITAL OBJECTS	1,050.00	0.00	4,061.99	386.86	0.00	3,011.99-	3,011.99-
10	E	---	9--	125400	---	OTHER EXPENDITURES	3,405.00	0.00	2,331.33	68.47	0.00	1,073.67	1,073.67
10	E	---	---	125400	---	VOCAL MUSIC	364,639.00	82,580.65	356,864.05	97.87	3,822.57	3,952.38	7,774.95
10	E	---	1--	125500	---	SALARIES	166,406.00	43,080.90	172,323.00	103.56	0.00	5,917.00-	5,917.00-
10	E	---	2--	125500	---	EMPLOYEE BENEFITS	58,645.00	14,104.44	56,501.45	96.34	0.00	2,143.55	2,143.55
10	E	---	3--	125500	---	PURCHASED SERVICES	8,900.00	582.89	6,390.62	71.80	0.00	2,509.38	2,509.38
10	E	---	4--	125500	---	NON-CAPITAL OBJECTS	8,788.00	1,340.15	9,546.34	108.63	672.38	1,430.72-	758.34-
10	E	---	5--	125500	---	CAPITAL OBJECTS	1,750.00	2,052.00	3,591.95	205.25	0.00	1,841.95-	1,841.95-
10	E	---	9--	125500	---	OTHER EXPENDITURES	1,830.00	0.00	890.35	48.65	0.00	939.65	939.65
10	E	---	---	125500	---	INSTRUMENTAL MUSIC	246,319.00	61,160.38	249,243.71	101.19	672.38	3,597.09-	2,924.71-
10	E	---	1--	126000	---	SALARIES	443,490.00	111,884.18	446,166.72	100.60	0.00	2,676.72-	2,676.72-
10	E	---	2--	126000	---	EMPLOYEE BENEFITS	223,262.00	52,772.95	211,447.92	94.71	0.00	11,814.08	11,814.08
10	E	---	3--	126000	---	PURCHASED SERVICES	750.00	0.00	98.94	13.19	0.00	651.06	651.06
10	E	---	4--	126000	---	NON-CAPITAL OBJECTS	24,051.00	434.82	17,420.34	72.43	856.42	5,774.24	6,630.66

Fd	T	Loc	Obj	Func	Prj	Obj	2018-19	June 2018-19	2018-19	2018-19	Encumbered	Unencumbered	Unexpended
							Revised Budget	Monthly Activity	FYTD Activity	FYTD %	Amount	Balance	Balance
10	E	---	5--	126000	---	CAPITAL OBJECTS	0.00	0.00	5,985.57	0.00	0.00	5,985.57-	5,985.57-
10	E	---	9--	126000	---	OTHER EXPENDITURES	0.00	0.00	160.00	0.00	0.00	160.00-	160.00-
10	E	---	---	126000	---	SCIENCE	691,553.00	165,091.95	681,279.49	98.51	856.42	9,417.09	10,273.51
10	E	---	1--	127000	---	SALARIES	417,482.00	95,607.12	383,280.93	91.81	0.00	34,201.07	34,201.07
10	E	---	2--	127000	---	EMPLOYEE BENEFITS	216,320.00	46,736.08	186,584.53	86.25	0.00	29,735.47	29,735.47
10	E	---	3--	127000	---	PURCHASED SERVICES	1,500.00	118.08	392.93	26.20	0.00	1,107.07	1,107.07
10	E	---	4--	127000	---	NON-CAPITAL OBJECTS	2,204.00	0.00	2,307.82	104.71	0.00	103.82-	103.82-
10	E	---	9--	127000	---	OTHER EXPENDITURES	250.00	0.00	0.00	0.00	0.00	250.00	250.00
10	E	---	---	127000	---	SOCIAL SCIENCE	637,756.00	142,461.28	572,566.21	89.78	0.00	65,189.79	65,189.79
10	E	---	3--	129000	---	PURCHASED SERVICES	5,000.00	0.00	4,757.48	95.15	0.00	242.52	242.52
10	E	---	4--	129000	---	NON-CAPITAL OBJECTS	0.00	0.00	167.00	0.00	0.00	167.00-	167.00-
10	E	---	---	129000	---	OTHER REGULAR CURRICULUM	5,000.00	0.00	4,924.48	98.49	0.00	75.52	75.52
10	E	---	3--	129200	---	PURCHASED SERVICES	1,000.00	0.00	0.00	0.00	0.00	1,000.00	1,000.00
10	E	---	---	129200	---	YOUTH OPTIONS	1,000.00	0.00	0.00	0.00	0.00	1,000.00	1,000.00
10	E	---	1--	129300	---	SALARIES	0.00	1,863.00	1,863.00	0.00	0.00	1,863.00-	1,863.00-
10	E	---	2--	129300	---	EMPLOYEE BENEFITS	0.00	264.54	264.54	0.00	0.00	264.54-	264.54-
10	E	---	4--	129300	---	NON-CAPITAL OBJECTS	34,500.00	28,904.00	49,273.29	142.82	8,500.00	23,273.29-	14,773.29-
10	E	---	5--	129300	---	CAPITAL OBJECTS	18,749.00	0.00	21,277.00	113.48	0.00	2,528.00-	2,528.00-
10	E	---	---	129300	---	COMPUTER LITERACY	53,249.00	31,031.54	72,677.83	136.49	8,500.00	27,928.83-	19,428.83-
10	E	---	4--	130000	---	NON-CAPITAL OBJECTS	1,642.00	0.00	0.00	0.00	0.00	1,642.00	1,642.00
10	E	---	---	130000	---	VOCATIONAL CURRICULUM	1,642.00	0.00	0.00	0.00	0.00	1,642.00	1,642.00
10	E	---	1--	131000	---	SALARIES	67,350.00	17,499.61	69,362.75	102.99	0.00	2,012.75-	2,012.75-
10	E	---	2--	131000	---	EMPLOYEE BENEFITS	43,746.00	10,579.05	42,094.73	96.23	0.00	1,651.27	1,651.27
10	E	---	3--	131000	---	PURCHASED SERVICES	0.00	191.12	158.34	0.00	0.00	158.34-	158.34-
10	E	---	4--	131000	---	NON-CAPITAL OBJECTS	6,300.00	131.15	6,576.82	104.39	2,569.14	2,845.96-	276.82-
10	E	---	5--	131000	---	CAPITAL OBJECTS	6,800.00	0.00	1,181.78	17.38	0.00	5,618.22	5,618.22
10	E	---	9--	131000	---	OTHER EXPENDITURES	266.00	0.00	403.00	151.50	0.00	137.00-	137.00-
10	E	---	---	131000	---	AGRICULTURE	124,462.00	28,400.93	119,777.42	96.24	2,569.14	2,115.44	4,684.58
10	E	---	1--	132000	---	SALARIES	92,350.00	23,786.02	93,048.50	100.76	0.00	698.50-	698.50-
10	E	---	2--	132000	---	EMPLOYEE BENEFITS	36,183.00	8,812.93	35,004.32	96.74	0.00	1,178.68	1,178.68
10	E	---	3--	132000	---	PURCHASED SERVICES	1,900.00	0.00	3,563.34	187.54	0.00	1,663.34-	1,663.34-
10	E	---	4--	132000	---	NON-CAPITAL OBJECTS	19,302.00	0.00	9,607.48	49.77	0.00	9,694.52	9,694.52
10	E	---	5--	132000	---	CAPITAL OBJECTS	1,000.00	0.00	23,564.40	2,356.44	0.00	22,564.40-	22,564.40-

Fd	T	Loc	Obj	Func	Prj	Obj	2018-19	June 2018-19	2018-19	2018-19	Encumbered	Unencumbered	Unexpended
							Revised Budget	Monthly Activity	FYTD Activity	FYTD %	Amount	Balance	Balance
10	E	---	9--	132000	---	OTHER EXPENDITURES	1,600.00	0.00	1,025.00	64.06	0.00	575.00	575.00
10	E	---	---	132000	---	BUSINESS OCCUPATIONS	152,335.00	32,598.95	165,813.04	108.85	0.00	13,478.04-	13,478.04-
10	E	---	1--	135000	---	SALARIES	83,106.00	20,782.14	82,631.45	99.43	0.00	474.55	474.55
10	E	---	2--	135000	---	EMPLOYEE BENEFITS	47,677.00	11,427.90	45,686.52	95.83	0.00	1,990.48	1,990.48
10	E	---	3--	135000	---	PURCHASED SERVICES	1,210.00	36.00	582.50	48.14	360.00	267.50	627.50
10	E	---	4--	135000	---	NON-CAPITAL OBJECTS	11,651.00	3,271.54	11,502.41	98.72	3,293.38	3,144.79-	148.59
10	E	---	5--	135000	---	CAPITAL OBJECTS	600.00	0.00	0.00	0.00	0.00	600.00	600.00
10	E	---	---	135000	---	HOME ECONOMICS	144,244.00	35,517.58	140,402.88	97.34	3,653.38	187.74	3,841.12
10	E	---	1--	136000	---	SALARIES	218,446.00	55,011.36	219,183.11	100.34	0.00	737.11-	737.11-
10	E	---	2--	136000	---	EMPLOYEE BENEFITS	97,566.00	22,621.50	90,927.97	93.20	0.00	6,638.03	6,638.03
10	E	---	3--	136000	---	PURCHASED SERVICES	2,000.00	363.55	691.55	34.58	0.00	1,308.45	1,308.45
10	E	---	4--	136000	---	NON-CAPITAL OBJECTS	22,907.00	1,924.15	18,548.06	80.97	2,827.92	1,531.02	4,358.94
10	E	---	5--	136000	---	CAPITAL OBJECTS	800.00	110.00	7,891.92	986.49	0.00	7,091.92-	7,091.92-
10	E	---	9--	136000	---	OTHER EXPENDITURES	0.00	0.00	350.00	0.00	0.00	350.00-	350.00-
10	E	---	---	136000	---	TECHNOLOGY EDUCATION	341,719.00	80,030.56	337,592.61	98.79	2,827.92	1,298.47	4,126.39
10	E	---	1--	138000	---	SALARIES	30,368.00	11,860.67-	14,061.65	46.30	0.00	16,306.35	16,306.35
10	E	---	2--	138000	---	EMPLOYEE BENEFITS	27,303.00	9,281.97-	13,370.69	48.97	0.00	13,932.31	13,932.31
10	E	---	---	138000	---	VOCATIONAL SPECIAL NEEDS	57,671.00	21,142.64-	27,432.34	47.57	0.00	30,238.66	30,238.66
10	E	---	1--	139000	---	SALARIES	0.00	267.44	13,107.69	0.00	0.00	13,107.69-	13,107.69-
10	E	---	---	139000	---	OTHER VOCATIONAL CURRICU	0.00	267.44	13,107.69	0.00	0.00	13,107.69-	13,107.69-
10	E	---	1--	143000	---	SALARIES	436,306.00	108,534.84	424,035.40	97.19	0.00	12,270.60	12,270.60
10	E	---	2--	143000	---	EMPLOYEE BENEFITS	190,178.00	46,144.77	184,532.33	97.03	0.00	5,645.67	5,645.67
10	E	---	3--	143000	---	PURCHASED SERVICES	3,925.00	0.00	3,041.01	77.48	0.00	883.99	883.99
10	E	---	4--	143000	---	NON-CAPITAL OBJECTS	22,910.00	0.00	17,053.09	74.44	4,822.13	1,034.78	5,856.91
10	E	---	5--	143000	---	CAPITAL OBJECTS	0.00	0.00	834.42	0.00	0.00	834.42-	834.42-
10	E	---	---	143000	---	PHYSICAL EDUCATION	653,319.00	154,679.61	629,496.25	96.35	4,822.13	19,000.62	23,822.75
10	E	---	1--	161000	---	SALARIES	27,050.00	4,705.52	29,121.50	107.66	0.00	2,071.50-	2,071.50-
10	E	---	2--	161000	---	EMPLOYEE BENEFITS	4,450.00	653.71	4,054.91	91.12	0.00	395.09	395.09
10	E	---	3--	161000	---	PURCHASED SERVICES	645.00	0.00	1,020.21	158.17	0.00	375.21-	375.21-
10	E	---	4--	161000	---	NON-CAPITAL OBJECTS	20.00	0.00	150.68	753.40	0.00	130.68-	130.68-
10	E	---	9--	161000	---	OTHER EXPENDITURES	325.00	0.00	157.00	48.31	0.00	168.00	168.00
10	E	---	---	161000	---	CO-CURRICULAR ACADEMIC	32,490.00	5,359.23	34,504.30	106.20	0.00	2,014.30-	2,014.30-
10	E	---	1--	162000	---	SALARIES	134,500.00	10,353.78	133,954.66	99.59	0.00	545.34	545.34

Fd	T	Loc	Obj	Func	Prj	Obj	2018-19	June 2018-19	2018-19	2018-19	Encumbered	Unencumbered	Unexpended
							Revised Budget	Monthly Activity	FYTD Activity	FYTD %	Amount	Balance	Balance
10	E	---	2--	162000	---	EMPLOYEE BENEFITS	17,000.00	1,439.73	14,695.17	86.44	0.00	2,304.83	2,304.83
10	E	---	3--	162000	---	PURCHASED SERVICES	75,960.00	3,910.03	107,456.34	141.46	0.00	31,496.34-	31,496.34-
10	E	---	4--	162000	---	NON-CAPITAL OBJECTS	34,575.00	1,737.79	41,515.30	120.07	28,768.88	35,709.18-	6,940.30-
10	E	---	5--	162000	---	CAPITAL OBJECTS	42,875.00	0.00	25,916.70	60.45	0.00	16,958.30	16,958.30
10	E	---	9--	162000	---	OTHER EXPENDITURES	14,000.00	12.00	15,019.57	107.28	0.00	1,019.57-	1,019.57-
10	E	---	---	162000	---	CO-CURRICULAR ATHLETICS	318,910.00	17,453.33	338,557.74	106.16	28,768.88	48,416.62-	19,647.74-
10	E	---	1--	171000	---	SALARIES	93,500.00	24,666.29	109,636.28	117.26	0.00	16,136.28-	16,136.28-
10	E	---	2--	171000	---	EMPLOYEE BENEFITS	57,977.00	13,815.63	56,064.78	96.70	0.00	1,912.22	1,912.22
10	E	---	3--	171000	---	PURCHASED SERVICES	5,000.00	1,243.80	22,464.95	449.30	0.00	17,464.95-	17,464.95-
10	E	---	4--	171000	---	NON-CAPITAL OBJECTS	0.00	0.00	10.96	0.00	0.00	10.96-	10.96-
10	E	---	---	171000	---	CULTURALLY/SOCIALLY DISA	156,477.00	39,725.72	188,176.97	120.26	0.00	31,699.97-	31,699.97-
10	E	---	1--	172000	---	SALARIES	19,550.00	5,016.24	20,065.00	102.63	0.00	515.00-	515.00-
10	E	---	2--	172000	---	EMPLOYEE BENEFITS	14,152.00	3,407.28	13,470.78	95.19	0.00	681.22	681.22
10	E	---	3--	172000	---	PURCHASED SERVICES	1,000.00	85.00	3,703.92	370.39	0.00	2,703.92-	2,703.92-
10	E	---	4--	172000	---	NON-CAPITAL OBJECTS	6,400.00	0.00	3,265.06	51.02	30.02	3,104.92	3,134.94
10	E	---	9--	172000	---	OTHER EXPENDITURES	3,725.00	0.00	2,350.00	63.09	0.00	1,375.00	1,375.00
10	E	---	---	172000	---	GIFTED AND TALENTED	44,827.00	8,508.52	42,854.76	95.60	30.02	1,942.22	1,972.24
10	E	---	1--	173000	---	SALARIES	0.00	8.89	109.62	0.00	0.00	109.62-	109.62-
10	E	---	2--	173000	---	EMPLOYEE BENEFITS	0.00	1.26	14.40	0.00	0.00	14.40-	14.40-
10	E	---	---	173000	---	HOMEBOUND NON-EEN INSTRU	0.00	10.15	124.02	0.00	0.00	124.02-	124.02-
10	E	---	---	1-----	---	INSTRUCTION	11,701,831.00	2,739,221.57	11,662,408.92	99.66	65,621.64	26,199.56-	39,422.08
10	E	---	1--	213000	---	SALARIES	235,631.00	51,052.63	236,823.03	100.51	0.00	1,192.03-	1,192.03-
10	E	---	2--	213000	---	EMPLOYEE BENEFITS	90,641.00	19,063.72	86,867.80	95.84	0.00	3,773.20	3,773.20
10	E	---	3--	213000	---	PURCHASED SERVICES	5,025.00	167.15	849.21	16.90	75.00	4,100.79	4,175.79
10	E	---	4--	213000	---	NON-CAPITAL OBJECTS	7,640.00	89.70	4,927.81	64.50	1,001.82	1,710.37	2,712.19
10	E	---	---	213000	---	PUPIL SERVICES - GUIDANC	338,937.00	70,373.20	329,467.85	97.21	1,076.82	8,392.33	9,469.15
10	E	---	1--	214000	---	SALARIES	48,900.00	12,740.00	49,415.00	101.05	0.00	515.00-	515.00-
10	E	---	2--	214000	---	EMPLOYEE BENEFITS	29,756.00	6,923.85	27,267.22	91.64	0.00	2,488.78	2,488.78
10	E	---	3--	214000	---	PURCHASED SERVICES	0.00	58.10	1,740.24	0.00	0.00	1,740.24-	1,740.24-
10	E	---	4--	214000	---	NON-CAPITAL OBJECTS	5,240.00	0.00	2,655.26	50.67	796.81	1,787.93	2,584.74
10	E	---	9--	214000	---	OTHER EXPENDITURES	160.00	0.00	160.00	100.00	0.00	0.00	0.00
10	E	---	---	214000	---	PUPIL SERVICES - NURSE	84,056.00	19,721.95	81,237.72	96.65	796.81	2,021.47	2,818.28
10	E	---	1--	219000	---	SALARIES	44,418.00	5,213.54	51,826.65	116.68	0.00	7,408.65-	7,408.65-

Fd	T	Loc	Obj	Func	Prj	Obj	2018-19	June 2018-19	2018-19	2018-19	Encumbered	Unencumbered	Unexpended
							Revised Budget	Monthly Activity	FYTD Activity	FYTD %	Amount	Balance	Balance
10	E	---	2--	219000	---	EMPLOYEE BENEFITS	48,018.00	2,740.31	45,649.82	95.07	0.00	2,368.18	2,368.18
10	E	---	3--	219000	---	PURCHASED SERVICES	3,200.00	791.00	5,737.89	179.31	0.00	2,537.89-	2,537.89-
10	E	---	4--	219000	---	NON-CAPITAL OBJECTS	8,100.00	25.54	1,169.58	14.44	0.00	6,930.42	6,930.42
10	E	---	9--	219000	---	OTHER EXPENDITURES	500.00	0.00	420.00	84.00	0.00	80.00	80.00
10	E	---	---	219000	---	OTHER PUPIL SERVICES	104,236.00	8,770.39	104,803.94	100.54	0.00	567.94-	567.94-
10	E	---	1--	221000	---	SALARIES	0.00	0.00	476.00	0.00	0.00	476.00-	476.00-
10	E	---	2--	221000	---	EMPLOYEE BENEFITS	0.00	0.00	68.31	0.00	0.00	68.31-	68.31-
10	E	---	3--	221000	---	PURCHASED SERVICES	0.00	0.00	416.99	0.00	0.00	416.99-	416.99-
10	E	---	5--	221000	---	CAPITAL OBJECTS	3,000.00	0.00	0.00	0.00	0.00	3,000.00	3,000.00
10	E	---	---	221000	---	IMPROVEMENT OF INSTRUCTI	3,000.00	0.00	961.30	32.04	0.00	2,038.70	2,038.70
10	E	---	1--	221100	---	SALARIES	0.00	279.13	863.76	0.00	0.00	863.76-	863.76-
10	E	---	2--	221100	---	EMPLOYEE BENEFITS	0.00	39.64	121.61	0.00	0.00	121.61-	121.61-
10	E	---	---	221100	---	DIRECTION OF IMPROV OF I	0.00	318.77	985.37	0.00	0.00	985.37-	985.37-
10	E	---	1--	221200	---	SALARIES	13,330.00	8,777.94	10,985.24	82.41	0.00	2,344.76	2,344.76
10	E	---	2--	221200	---	EMPLOYEE BENEFITS	0.00	5,482.34	5,780.26	0.00	0.00	5,780.26-	5,780.26-
10	E	---	3--	221200	---	PURCHASED SERVICES	16,570.00	1,637.00	35,332.40	213.23	0.00	18,762.40-	18,762.40-
10	E	---	4--	221200	---	NON-CAPITAL OBJECTS	8,500.00	15,608.82	11,186.84	131.61	38.36	2,725.20-	2,686.84-
10	E	---	5--	221200	---	CAPITAL OBJECTS	0.00	0.00	2,100.00	0.00	0.00	2,100.00-	2,100.00-
10	E	---	9--	221200	---	OTHER EXPENDITURES	0.00	0.00	3,515.00	0.00	0.00	3,515.00-	3,515.00-
10	E	---	---	221200	---	CURRICULUM DEVELOPMENT	38,400.00	31,506.10	68,899.74	179.43	38.36	30,538.10-	30,499.74-
10	E	---	1--	221201	---	SALARIES	104,959.00	8,746.60	104,959.00	100.00	0.00	0.00	0.00
10	E	---	2--	221201	---	EMPLOYEE BENEFITS	38,098.00	2,974.68	35,766.94	93.88	0.00	2,331.06	2,331.06
10	E	---	---	221201	---	CURRICULUM DEVELOPMENT	143,057.00	11,721.28	140,725.94	98.37	0.00	2,331.06	2,331.06
10	E	---	1--	221300	---	SALARIES	10,000.00	37.50	17,491.52	174.92	0.00	7,491.52-	7,491.52-
10	E	---	2--	221300	---	EMPLOYEE BENEFITS	30,000.00	1,502.87	21,194.87	70.65	0.00	8,805.13	8,805.13
10	E	---	3--	221300	---	PURCHASED SERVICES	19,300.00	516.00	36,480.61	189.02	2,500.00	19,680.61-	17,180.61-
10	E	---	4--	221300	---	NON-CAPITAL OBJECTS	4,865.00	171.60-	4,944.38	101.63	0.00	79.38-	79.38-
10	E	---	---	221300	---	INSTRUCTIONAL STAFF TRAI	64,165.00	1,884.77	80,111.38	124.85	2,500.00	18,446.38-	15,946.38-
10	E	---	3--	221500	---	PURCHASED SERVICES	0.00	180.00	4,524.00	0.00	0.00	4,524.00-	4,524.00-
10	E	---	4--	221500	---	NON-CAPITAL OBJECTS	0.00	1,779.00	34,809.00	0.00	0.00	34,809.00-	34,809.00-
10	E	---	5--	221500	---	CAPITAL OBJECTS	0.00	0.00	7,399.00	0.00	0.00	7,399.00-	7,399.00-
10	E	---	---	221500	---	INSTRUCTION RELATED TECH	0.00	1,959.00	46,732.00	0.00	0.00	46,732.00-	46,732.00-
10	E	---	1--	222200	---	SALARIES	248,638.00	48,685.63	243,166.10	97.80	0.00	5,471.90	5,471.90

Fd	T	Loc	Obj	Func	Prj	Obj	2018-19	June 2018-19	2018-19	2018-19	Encumbered	Unencumbered	Unexpended
							Revised Budget	Monthly Activity	FYTD Activity	FYTD %	Amount	Balance	Balance
10	E	---	2--	222200	---	EMPLOYEE BENEFITS	186,517.00	24,226.43	154,656.62	82.92	0.00	31,860.38	31,860.38
10	E	---	3--	222200	---	PURCHASED SERVICES	0.00	2,078.12	2,125.37	0.00	0.00	2,125.37-	2,125.37-
10	E	---	4--	222200	---	NON-CAPITAL OBJECTS	89,224.00	5,750.37	79,465.08	89.06	4,186.60	5,572.32	9,758.92
10	E	---	5--	222200	---	CAPITAL OBJECTS	0.00	0.00	3,125.99	0.00	0.00	3,125.99-	3,125.99-
10	E	---	9--	222200	---	OTHER EXPENDITURES	400.00	0.00	920.00	230.00	60.00	580.00-	520.00-
10	E	---	---	222200	---	SCHOOL LIBRARY	524,779.00	80,740.55	483,459.16	92.13	4,246.60	37,073.24	41,319.84
10	E	---	1--	222300	---	SALARIES	41,246.00	4,945.11	44,810.86	108.64	0.00	3,564.86-	3,564.86-
10	E	---	2--	222300	---	EMPLOYEE BENEFITS	6,100.00	719.62	6,534.06	107.12	0.00	434.06-	434.06-
10	E	---	3--	222300	---	PURCHASED SERVICES	1,023.00	0.00	0.00	0.00	0.00	1,023.00	1,023.00
10	E	---	4--	222300	---	NON-CAPITAL OBJECTS	2,300.00	82.69	1,680.95	73.08	2,215.47	1,596.42-	619.05
10	E	---	5--	222300	---	CAPITAL OBJECTS	7,700.00	581.98	7,977.78	103.61	4,220.22	4,498.00-	277.78-
10	E	---	---	222300	---	AUDIOVISUAL	58,369.00	6,329.40	61,003.65	104.51	6,435.69	9,070.34-	2,634.65-
10	E	---	1--	223700	---	SALARIES	23,294.00	5,817.90	23,791.18	102.13	0.00	497.18-	497.18-
10	E	---	2--	223700	---	EMPLOYEE BENEFITS	13,107.00	3,141.78	12,653.79	96.54	0.00	453.21	453.21
10	E	---	---	223700	---	SUP/COOR VOC ED - LVEC	36,401.00	8,959.68	36,444.97	100.12	0.00	43.97-	43.97-
10	E	---	1--	223900	---	SALARIES	110,660.00	7,325.44	50,803.62	45.91	0.00	59,856.38	59,856.38
10	E	---	2--	223900	---	EMPLOYEE BENEFITS	59,256.00	4,560.46	31,890.65	53.82	0.00	27,365.35	27,365.35
10	E	---	3--	223900	---	PURCHASED SERVICES	0.00	0.00	881.25	0.00	0.00	881.25-	881.25-
10	E	---	4--	223900	---	NON-CAPITAL OBJECTS	3,538.00	15.90	839.24	23.72	0.00	2,698.76	2,698.76
10	E	---	9--	223900	---	OTHER EXPENDITURES	1,100.00	60.00	1,130.00	102.73	0.00	30.00-	30.00-
10	E	---	---	223900	---	SUPERVISION AND COORD-OT	174,554.00	11,961.80	85,544.76	49.01	0.00	89,009.24	89,009.24
10	E	---	1--	229000	---	SALARIES	142,812.00	16,372.18	153,131.38	107.23	0.00	10,319.38-	10,319.38-
10	E	---	2--	229000	---	EMPLOYEE BENEFITS	71,775.00	7,420.54	70,652.01	98.44	0.00	1,122.99	1,122.99
10	E	---	3--	229000	---	PURCHASED SERVICES	11,200.00	460.91	22,571.91	201.53	5,000.00	16,371.91-	11,371.91-
10	E	---	4--	229000	---	NON-CAPITAL OBJECTS	202,815.00	1,610.37	194,762.55	96.03	3,800.00	4,252.45	8,052.45
10	E	---	5--	229000	---	CAPITAL OBJECTS	101,458.00	1,190.00	82,838.68	81.65	0.00	18,619.32	18,619.32
10	E	---	---	229000	---	OTHER INSTRUCTIONAL STAF	530,060.00	27,054.00	523,956.53	98.85	8,800.00	2,696.53-	6,103.47
10	E	---	1--	231000	---	SALARIES	18,500.00	1,215.00	17,270.00	93.35	0.00	1,230.00	1,230.00
10	E	---	2--	231000	---	EMPLOYEE BENEFITS	1,500.00	92.96	1,321.31	88.09	0.00	178.69	178.69
10	E	---	3--	231000	---	PURCHASED SERVICES	39,000.00	2,803.04	42,187.61	108.17	0.00	3,187.61-	3,187.61-
10	E	---	4--	231000	---	NON-CAPITAL OBJECTS	4,000.00	4,004.02	8,566.60	214.17	0.00	4,566.60-	4,566.60-
10	E	---	5--	231000	---	CAPITAL OBJECTS	0.00	380.00	380.00	0.00	0.00	380.00-	380.00-
10	E	---	9--	231000	---	OTHER EXPENDITURES	6,500.00	0.00	6,291.00	96.78	0.00	209.00	209.00
10	E	---	---	231000	---	BOARD OF EDUCATION	69,500.00	8,495.02	76,016.52	109.38	0.00	6,516.52-	6,516.52-

Fd	T	Loc	Obj	Func	Prj	Obj	2018-19	June 2018-19	2018-19	2018-19	Encumbered	Unencumbered	Unexpended
							Revised Budget	Monthly Activity	FYTD Activity	FYTD %	Amount	Balance	Balance
10	E	---	3--	231500	---	PURCHASED SERVICES	12,000.00	285.00	6,232.14	51.93	0.00	5,767.86	5,767.86
10	E	---	---	231500	---	BOARD OF EDUCATION - LEG	12,000.00	285.00	6,232.14	51.93	0.00	5,767.86	5,767.86
10	E	---	1--	232000	---	SALARIES	176,950.00	19,311.84	182,187.25	102.96	0.00	5,237.25-	5,237.25-
10	E	---	2--	232000	---	EMPLOYEE BENEFITS	69,680.00	6,997.57	69,575.48	99.85	0.00	104.52	104.52
10	E	---	3--	232000	---	PURCHASED SERVICES	2,500.00	238.27	1,306.53	52.26	0.00	1,193.47	1,193.47
10	E	---	4--	232000	---	NON-CAPITAL OBJECTS	3,400.00	75.00	3,659.79	107.64	0.00	259.79-	259.79-
10	E	---	5--	232000	---	CAPITAL OBJECTS	500.00	0.00	0.00	0.00	0.00	500.00	500.00
10	E	---	9--	232000	---	OTHER EXPENDITURES	2,750.00	0.00	1,495.00	54.36	0.00	1,255.00	1,255.00
10	E	---	---	232000	---	CENTRAL ADMINISTRATION	255,780.00	26,622.68	258,224.05	100.96	0.00	2,444.05-	2,444.05-
10	E	---	1--	240000	---	SALARIES	820,857.00	80,419.38	825,559.46	100.57	0.00	4,702.46-	4,702.46-
10	E	---	2--	240000	---	EMPLOYEE BENEFITS	445,670.00	56,395.46	422,335.74	94.76	0.00	23,334.26	23,334.26
10	E	---	3--	240000	---	PURCHASED SERVICES	65,815.00	7,771.50	90,114.15	136.92	520.00	24,819.15-	24,299.15-
10	E	---	4--	240000	---	NON-CAPITAL OBJECTS	65,115.00	3,402.41	78,759.10	120.95	3,378.30	17,022.40-	13,644.10-
10	E	---	5--	240000	---	CAPITAL OBJECTS	6,600.00	0.00	17,043.78	258.24	4,969.00	15,412.78-	10,443.78-
10	E	---	9--	240000	---	OTHER EXPENDITURES	5,100.00	0.00	6,552.85	128.49	0.00	1,452.85-	1,452.85-
10	E	---	---	240000	---	BUILDING ADMINISTRATION	1,409,157.00	147,988.75	1,440,365.08	102.21	8,867.30	40,075.38-	31,208.08-
10	E	---	1--	252000	---	SALARIES	192,532.00	30,426.55	203,163.20	105.52	0.00	10,631.20-	10,631.20-
10	E	---	2--	252000	---	EMPLOYEE BENEFITS	80,361.00	9,593.87	78,825.94	98.09	0.00	1,535.06	1,535.06
10	E	---	3--	252000	---	PURCHASED SERVICES	2,700.00	0.00	1,219.17	45.15	0.00	1,480.83	1,480.83
10	E	---	4--	252000	---	NON-CAPITAL OBJECTS	48,725.00	0.00	50,976.35	104.62	0.00	2,251.35-	2,251.35-
10	E	---	9--	252000	---	OTHER EXPENDITURES	6,575.00	844.44	7,616.72	115.84	0.00	1,041.72-	1,041.72-
10	E	---	---	252000	---	FISCAL	330,893.00	40,864.86	341,801.38	103.30	0.00	10,908.38-	10,908.38-
10	E	---	1--	253000	---	SALARIES	673,126.00	87,071.88	651,413.11	96.77	0.00	21,712.89	21,712.89
10	E	---	2--	253000	---	EMPLOYEE BENEFITS	278,937.00	36,449.27	299,487.34	107.37	0.00	20,550.34-	20,550.34-
10	E	---	3--	253000	---	PURCHASED SERVICES	468,450.00	36,001.78	455,507.12	97.24	3,359.31	9,583.57	12,942.88
10	E	---	4--	253000	---	NON-CAPITAL OBJECTS	90,400.00	16,942.83	135,662.57	150.07	16,660.92	61,923.49-	45,262.57-
10	E	---	5--	253000	---	CAPITAL OBJECTS	0.00	0.00	11,029.32	0.00	0.00	11,029.32-	11,029.32-
10	E	---	9--	253000	---	OTHER EXPENDITURES	1,130.00	250.00	990.00	87.61	0.00	140.00	140.00
10	E	---	---	253000	---	OPERATION	1,512,043.00	176,715.76	1,554,089.46	102.78	20,020.23	62,066.69-	42,046.46-
10	E	---	1--	254000	---	SALARIES	38,584.00	5,413.75	43,934.02	113.87	0.00	5,350.02-	5,350.02-
10	E	---	2--	254000	---	EMPLOYEE BENEFITS	28,362.00	3,282.03	26,991.26	95.17	0.00	1,370.74	1,370.74
10	E	---	3--	254000	---	PURCHASED SERVICES	468,600.00	148,639.26	1,089,044.19	232.40	27,224.11	647,668.30-	620,444.19-
10	E	---	4--	254000	---	NON-CAPITAL OBJECTS	46,325.00	8,356.28	65,499.78	141.39	4,381.71	23,556.49-	19,174.78-
10	E	---	5--	254000	---	CAPITAL OBJECTS	85,900.00	534.15	85,184.58	99.17	0.00	715.42	715.42
10	E	---	9--	254000	---	OTHER EXPENDITURES	1,800.00	25.00	35.00	1.94	0.00	1,765.00	1,765.00

Fd	T	Loc	Obj	Func	Prj	Obj	2018-19	June 2018-19	2018-19	2018-19	Encumbered	Unencumbered	Unexpended
							Revised Budget	Monthly Activity	FYTD Activity	FYTD %	Amount	Balance	Balance
10	E	---	---	254000	---	MAINTENANCE	669,571.00	166,250.47	1,310,688.83	195.75	31,605.82	672,723.65-	641,117.83-
10	E	---	4--	254100	---	NON-CAPITAL OBJECTS	0.00	0.00	58.80	0.00	0.00	58.80-	58.80-
10	E	---	---	254100	---	DIRECTION OF MAINTENANCE	0.00	0.00	58.80	0.00	0.00	58.80-	58.80-
10	E	---	3--	254200	---	PURCHASED SERVICES	0.00	0.00	7,290.63	0.00	0.00	7,290.63-	7,290.63-
10	E	---	---	254200	---	SITE REPAIRS	0.00	0.00	7,290.63	0.00	0.00	7,290.63-	7,290.63-
10	E	---	3--	254300	---	PURCHASED SERVICES	0.00	0.00	4,459.67	0.00	0.00	4,459.67-	4,459.67-
10	E	---	4--	254300	---	NON-CAPITAL OBJECTS	0.00	415.00	1,337.73	0.00	0.00	1,337.73-	1,337.73-
10	E	---	---	254300	---	BUILDING REPAIRS	0.00	415.00	5,797.40	0.00	0.00	5,797.40-	5,797.40-
10	E	---	3--	254490	---	PURCHASED SERVICES	0.00	0.00	151.95	0.00	0.00	151.95-	151.95-
10	E	---	---	254490	---	OTHER EQUIPMENT REPAIRS	0.00	0.00	151.95	0.00	0.00	151.95-	151.95-
10	E	---	3--	254500	---	PURCHASED SERVICES	0.00	0.00	500.00	0.00	0.00	500.00-	500.00-
10	E	---	---	254500	---	VEHICLE MAINTENANCE	0.00	0.00	500.00	0.00	0.00	500.00-	500.00-
10	E	---	5--	254600	---	CAPITAL OBJECTS	0.00	35,094.87	35,094.87	0.00	35,094.87-	0.00	35,094.87-
10	E	---	---	254600	---	MAINTENANCE VEHICLE ACQU	0.00	35,094.87	35,094.87	0.00	35,094.87-	0.00	35,094.87-
10	E	---	3--	255000	---	PURCHASED SERVICES	0.00	0.00	6,258.35	0.00	0.00	6,258.35-	6,258.35-
10	E	---	5--	255000	---	CAPITAL OBJECTS	0.00	0.00	55,611.84	0.00	0.00	55,611.84-	55,611.84-
10	E	---	9--	255000	---	OTHER EXPENDITURES	0.00	0.00	315.00	0.00	0.00	315.00-	315.00-
10	E	---	---	255000	---	FACILITY ACQUISITION/REM	0.00	0.00	62,185.19	0.00	0.00	62,185.19-	62,185.19-
10	E	---	3--	256710	---	PURCHASED SERVICES	997,014.00	56,483.58	926,804.58	92.96	0.00	70,209.42	70,209.42
10	E	---	---	256710	---	CONTR TRANSPORTATION-FLE	997,014.00	56,483.58	926,804.58	92.96	0.00	70,209.42	70,209.42
10	E	---	3--	256720	---	PURCHASED SERVICES	10,000.00	1,150.06	13,653.77	136.54	0.00	3,653.77-	3,653.77-
10	E	---	---	256720	---	SHUTTLE SERVICE	10,000.00	1,150.06	13,653.77	136.54	0.00	3,653.77-	3,653.77-
10	E	---	3--	256741	---	PURCHASED SERVICES	20,000.00	1,841.16-	15,992.40	79.96	0.00	4,007.60	4,007.60
10	E	---	---	256741	---	OTHER CO-CURRICULAR TRAV	20,000.00	1,841.16-	15,992.40	79.96	0.00	4,007.60	4,007.60
10	E	---	3--	256742	---	PURCHASED SERVICES	99,840.00	3,205.83-	97,627.69	97.78	0.00	2,212.31	2,212.31
10	E	---	---	256742	---	ATHLETIC TRANSPORTATION	99,840.00	3,205.83-	97,627.69	97.78	0.00	2,212.31	2,212.31
10	E	---	3--	256770	---	PURCHASED SERVICES	28,000.00	2,727.45	26,749.91	95.54	0.00	1,250.09	1,250.09
10	E	---	---	256770	---	FIELD TRIPS	28,000.00	2,727.45	26,749.91	95.54	0.00	1,250.09	1,250.09

Fd	T	Loc	Obj	Func	Prj	Obj	2018-19	June 2018-19	2018-19	2018-19	Encumbered	Unencumbered	Unexpended
							Revised Budget	Monthly Activity	FYTD Activity	FYTD %	Amount	Balance	Balance
10	E	---	2--	259000	---	EMPLOYEE BENEFITS	0.00	2,284.80	38,088.80	0.00	0.00	38,088.80-	38,088.80-
10	E	---	---	259000	---	OTHER BUSINESS ADMINISTR	0.00	2,284.80	38,088.80	0.00	0.00	38,088.80-	38,088.80-
10	E	---	3--	260000	---	PURCHASED SERVICES	171,600.00	14,136.66	157,854.86	91.99	275.89	13,469.25	13,745.14
10	E	---	4--	260000	---	NON-CAPITAL OBJECTS	29,000.00	308.54	28,867.70	99.54	13.85	118.45	132.30
10	E	---	---	260000	---	CENTRAL SERVICES	200,600.00	14,445.20	186,722.56	93.08	289.74	13,587.70	13,877.44
10	E	---	7--	270000	---	INSURANCE AND JUDGEMENTS	190,000.00	16,605.24	188,072.17	98.99	0.00	1,927.83	1,927.83
10	E	---	---	270000	---	INSURANCE AND JUDGMENTS	190,000.00	16,605.24	188,072.17	98.99	0.00	1,927.83	1,927.83
10	E	---	6--	280000	---	DEBT REITREMENT	7,500.00	7,304.69	15,479.36	206.39	0.00	7,979.36-	7,979.36-
10	E	---	---	280000	---	DEBT SERVICES	7,500.00	7,304.69	15,479.36	206.39	0.00	7,979.36-	7,979.36-
10	E	---	3--	292000	---	PURCHASED SERVICES	3,920.00	0.00	3,920.00	100.00	0.00	0.00	0.00
10	E	---	---	292000	---	CESA GENERAL ADMINISTRAT	3,920.00	0.00	3,920.00	100.00	0.00	0.00	0.00
10	E	---	3--	295000	---	PURCHASED SERVICES	0.00	2,781.00	2,781.00	0.00	0.00	2,781.00-	2,781.00-
10	E	---	---	295000	---	ADMINISTRATIVE TECHNOLOG	0.00	2,781.00	2,781.00	0.00	0.00	2,781.00-	2,781.00-
10	E	---	3--	299000	---	PURCHASED SERVICES	0.00	380.07	1,170.95	0.00	0.00	1,170.95-	1,170.95-
10	E	---	4--	299000	---	NON-CAPITAL OBJECTS	0.00	411.60	411.60	0.00	0.00	411.60-	411.60-
10	E	---	---	299000	---	MISCELLANEOUS	0.00	791.67	1,582.55	0.00	0.00	1,582.55-	1,582.55-
10	E	---	---	2-----	---	SUPPORT SERVICES	7,915,832.00	983,560.00	8,660,305.40	109.40	49,582.50	794,055.90-	744,473.40-
10	E	---	8--	410000	---	OPERATING TRANSFER - OUT	6,177,295.00	0.00	0.00	0.00	0.00	6,177,295.00	6,177,295.00
10	E	---	---	410000	---	INTERFUND OPERATING TRAN	6,177,295.00	0.00	0.00	0.00	0.00	6,177,295.00	6,177,295.00
10	E	---	3--	435000	---	PURCHASED SERVICES	375,000.00	343,712.00	343,712.00	91.66	0.00	31,288.00	31,288.00
10	E	---	---	435000	---	OPEN ENROLLMENT PAYMENTS	375,000.00	343,712.00	343,712.00	91.66	0.00	31,288.00	31,288.00
10	E	---	3--	438000	---	PURCHASED SERVICES	125,510.00	125,510.00	125,510.00	100.00	0.00	0.00	0.00
10	E	---	---	438000	---	GENERAL AID REDUCTION	125,510.00	125,510.00	125,510.00	100.00	0.00	0.00	0.00
10	E	---	9--	490000	---	OTHER EXPENDITURES	0.00	0.00	612.53	0.00	0.00	612.53-	612.53-
10	E	---	---	490000	---	OTHER NON-PROGRAM TRANSA	0.00	0.00	612.53	0.00	0.00	612.53-	612.53-
10	E	---	---	4-----	---	NON-PROGRAM TRANSACTIONS	6,677,805.00	469,222.00	469,834.53	7.04	0.00	6,207,970.47	6,207,970.47
10	-	---	---	-----	---	GENERAL FUND	26,295,468.00	4,192,003.57	20,792,548.85	79.07	115,204.14	5,387,715.01	5,502,919.15

Fd	T	Loc	Obj	Func	Prj	Obj	2018-19	June 2018-19	2018-19	2018-19	Encumbered	Unencumbered	Unexpended
							Revised Budget	Monthly Activity	FYTD Activity	FYTD %	Amount	Balance	Balance
21	E	---	3--	110000	---	PURCHASED SERVICES	0.00	0.00	685.00	0.00	0.00	685.00-	685.00-
21	E	---	4--	110000	---	NON-CAPITAL OBJECTS	0.00	0.00	1,402.97	0.00	45.62	1,448.59-	1,402.97-
21	E	---	---	110000	---	UNDIFFERENTIATED CURRICU	0.00	0.00	2,087.97	0.00	45.62	2,133.59-	2,087.97-
21	E	---	4--	121000	---	NON-CAPITAL OBJECTS	0.00	0.00	126.59	0.00	0.00	126.59-	126.59-
21	E	---	---	121000	---	ART	0.00	0.00	126.59	0.00	0.00	126.59-	126.59-
21	E	---	4--	123219	---	NON-CAPITAL OBJECTS	0.00	0.00	271.24	0.00	0.00	271.24-	271.24-
21	E	---	---	123219	---	SPANISH	0.00	0.00	271.24	0.00	0.00	271.24-	271.24-
21	E	---	4--	125400	---	NON-CAPITAL OBJECTS	0.00	111.10	111.10	0.00	0.00	111.10-	111.10-
21	E	---	9--	125400	---	OTHER EXPENDITURES	0.00	199.00	199.00	0.00	0.00	199.00-	199.00-
21	E	---	---	125400	---	VOCAL MUSIC	0.00	310.10	310.10	0.00	0.00	310.10-	310.10-
21	E	---	4--	127000	---	NON-CAPITAL OBJECTS	0.00	0.00	360.00	0.00	0.00	360.00-	360.00-
21	E	---	---	127000	---	SOCIAL SCIENCE	0.00	0.00	360.00	0.00	0.00	360.00-	360.00-
21	E	---	4--	129100	---	NON-CAPITAL OBJECTS	0.00	0.00	235.99	0.00	0.00	235.99-	235.99-
21	E	---	---	129100	---	CAREER DEVELOPMENT - MAS	0.00	0.00	235.99	0.00	0.00	235.99-	235.99-
21	E	---	5--	131000	---	CAPITAL OBJECTS	0.00	0.00	2,629.55	0.00	0.00	2,629.55-	2,629.55-
21	E	---	---	131000	---	AGRICULTURE	0.00	0.00	2,629.55	0.00	0.00	2,629.55-	2,629.55-
21	E	---	4--	158700	---	NON-CAPITAL OBJECTS	0.00	0.00	276.00	0.00	0.00	276.00-	276.00-
21	E	---	5--	158700	---	CAPITAL OBJECTS	0.00	0.00	716.10	0.00	0.00	716.10-	716.10-
21	E	---	---	158700	---	CROSS CATEGORICAL	0.00	0.00	992.10	0.00	0.00	992.10-	992.10-
21	E	---	4--	172000	---	NON-CAPITAL OBJECTS	0.00	1,470.00	1,470.00	0.00	0.00	1,470.00-	1,470.00-
21	E	---	---	172000	---	GIFTED AND TALENTED	0.00	1,470.00	1,470.00	0.00	0.00	1,470.00-	1,470.00-
21	E	---	---	1-----	---	INSTRUCTION	0.00	1,780.10	8,483.54	0.00	45.62	8,529.16-	8,483.54-
21	E	---	5--	222200	---	CAPITAL OBJECTS	0.00	0.00	1,000.00	0.00	0.00	1,000.00-	1,000.00-
21	E	---	---	222200	---	SCHOOL LIBRARY	0.00	0.00	1,000.00	0.00	0.00	1,000.00-	1,000.00-
21	E	---	1--	240000	---	SALARIES	0.00	0.00	586.69	0.00	0.00	586.69-	586.69-
21	E	---	2--	240000	---	EMPLOYEE BENEFITS	0.00	0.00	82.55	0.00	0.00	82.55-	82.55-
21	E	---	3--	240000	---	PURCHASED SERVICES	0.00	127,380.88-	531,696.62	0.00	4,470.00	536,166.62-	531,696.62-
21	E	---	4--	240000	---	NON-CAPITAL OBJECTS	0.00	18,293.48	136,134.06	0.00	0.00	136,134.06-	136,134.06-
21	E	---	5--	240000	---	CAPITAL OBJECTS	0.00	4,470.00	27,547.56	0.00	0.00	27,547.56-	27,547.56-

Fd	T	Loc	Obj	Func	Prj	Obj	2018-19 Revised Budget	June 2018-19 Monthly Activity	2018-19 FYTD Activity	2018-19 FYTD %	Encumbered Amount	Unencumbered Balance	Unexpended Balance
21	E	---	9--	240000	---	OTHER EXPENDITURES	0.00	42.00	21,436.50	0.00	0.00	21,436.50-	21,436.50-
21	E	---	---	240000	---	BUILDING ADMINISTRATION	0.00	104,575.40-	717,483.98	0.00	4,470.00	721,953.98-	717,483.98-
21	E	---	---	2-----	---	SUPPORT SERVICES	0.00	104,575.40-	718,483.98	0.00	4,470.00	722,953.98-	718,483.98-
21	E	---	4--	500000	---	NON-CAPITAL OBJECTS	0.00	0.00	247.34	0.00	0.00	247.34-	247.34-
21	E	---	---	500000	---	DISTRICT WIDE	0.00	0.00	247.34	0.00	0.00	247.34-	247.34-
21	E	---	---	5-----	---	DISTRICT WIDE	0.00	0.00	247.34	0.00	0.00	247.34-	247.34-
21	-	---	---	-----	---	GIFT FUND	0.00	102,795.30-	727,214.86	0.00	4,515.62	731,730.48-	727,214.86-

Fd	T	Loc	Obj	Func	Prj	Obj	2018-19	June 2018-19	2018-19	2018-19	Encumbered	Unencumbered	Unexpended
							Revised Budget	Monthly Activity	FYTD Activity	FYTD %	Amount	Balance	Balance
27	E	---	1--	152000	---	SALARIES	125,450.00	31,362.54	126,880.84	101.14	0.00	1,430.84-	1,430.84-
27	E	---	2--	152000	---	EMPLOYEE BENEFITS	62,199.00	14,916.24	59,949.84	96.38	0.00	2,249.16	2,249.16
27	E	---	3--	152000	---	PURCHASED SERVICES	500.00	0.00	593.56	118.71	0.00	93.56-	93.56-
27	E	---	4--	152000	---	NON-CAPITAL OBJECTS	6,000.00	25.54	12,868.33	214.47	303.18	7,171.51-	6,868.33-
27	E	---	5--	152000	---	CAPITAL OBJECTS	1,000.00	0.00	6,408.00	640.80	0.00	5,408.00-	5,408.00-
27	E	---	9--	152000	---	OTHER EXPENDITURES	0.00	0.00	428.00	0.00	0.00	428.00-	428.00-
27	E	---	---	152000	---	EARLY CHILDHOOD	195,149.00	46,304.32	207,128.57	106.14	303.18	12,282.75-	11,979.57-
27	E	---	1--	156110	---	SALARIES	29,820.00	3,606.81	31,312.15	105.00	0.00	1,492.15-	1,492.15-
27	E	---	2--	156110	---	EMPLOYEE BENEFITS	13,741.00	699.67	13,742.79	100.01	0.00	1.79-	1.79-
27	E	---	5--	156110	---	CAPITAL OBJECTS	3,000.00	0.00	0.00	0.00	0.00	3,000.00	3,000.00
27	E	---	---	156110	---	HEARING IMPAIRMENT	46,561.00	4,306.48	45,054.94	96.77	0.00	1,506.06	1,506.06
27	E	---	1--	156600	---	SALARIES	172,628.00	51,396.30	235,541.34	136.44	0.00	62,913.34-	62,913.34-
27	E	---	2--	156600	---	EMPLOYEE BENEFITS	91,699.00	23,192.19	96,828.51	105.59	0.00	5,129.51-	5,129.51-
27	E	---	3--	156600	---	PURCHASED SERVICES	0.00	312.12	574.92	0.00	0.00	574.92-	574.92-
27	E	---	4--	156600	---	NON-CAPITAL OBJECTS	4,000.00	14.07	6,371.29	159.28	273.13	2,644.42-	2,371.29-
27	E	---	9--	156600	---	OTHER EXPENDITURES	500.00	511.00	1,034.00	206.80	0.00	534.00-	534.00-
27	E	---	---	156600	---	SPEECH/LANGUAGE	268,827.00	75,425.68	340,350.06	126.61	273.13	71,796.19-	71,523.06-
27	E	---	5--	156700	---	CAPITAL OBJECTS	2,000.00	0.00	0.00	0.00	0.00	2,000.00	2,000.00
27	E	---	---	156700	---	VISUALLY IMPAIRED	2,000.00	0.00	0.00	0.00	0.00	2,000.00	2,000.00
27	E	---	4--	158200	---	NON-CAPITAL OBJECTS	0.00	0.00	15.88	0.00	0.00	15.88-	15.88-
27	E	---	9--	158200	---	OTHER EXPENDITURES	0.00	0.00	2,100.00	0.00	0.00	2,100.00-	2,100.00-
27	E	---	---	158200	---	LEARNING DISABILITIES	0.00	0.00	2,115.88	0.00	0.00	2,115.88-	2,115.88-
27	E	---	1--	158700	---	SALARIES	1,175,714.00	301,982.97	1,160,315.87	98.69	0.00	15,398.13	15,398.13
27	E	---	2--	158700	---	EMPLOYEE BENEFITS	626,490.00	139,275.01	551,268.07	87.99	0.00	75,221.93	75,221.93
27	E	---	3--	158700	---	PURCHASED SERVICES	11,000.00	3,436.13	14,541.78	132.20	20.00	3,561.78-	3,541.78-
27	E	---	4--	158700	---	NON-CAPITAL OBJECTS	87,000.00	1,933.86	63,966.68	73.52	347.50	22,685.82	23,033.32
27	E	---	5--	158700	---	CAPITAL OBJECTS	19,000.00	0.00	1,539.81	8.10	0.00	17,460.19	17,460.19
27	E	---	9--	158700	---	OTHER EXPENDITURES	0.00	231.50	1,372.00	0.00	0.00	1,372.00-	1,372.00-
27	E	---	---	158700	---	CROSS CATEGORICAL	1,919,204.00	446,859.47	1,793,004.21	93.42	367.50	125,832.29	126,199.79
27	E	---	4--	158777	---	NON-CAPITAL OBJECTS	0.00	0.00	1,157.20	0.00	0.00	1,157.20-	1,157.20-
27	E	---	---	158777	---	RVA CROSS CATEGORICAL	0.00	0.00	1,157.20	0.00	0.00	1,157.20-	1,157.20-
27	E	---	1--	159180	---	SALARIES	605,850.00	35,351.48	657,831.02	108.58	0.00	51,981.02-	51,981.02-
27	E	---	2--	159180	---	EMPLOYEE BENEFITS	369,805.00	16,338.95	375,690.04	101.59	0.00	5,885.04-	5,885.04-

Fd	T	Loc	Obj	Func	Prj	Obj	2018-19	June 2018-19	2018-19	2018-19	Encumbered	Unencumbered	Unexpended
							Revised Budget	Monthly Activity	FYTD Activity	FYTD %	Amount	Balance	Balance
27	E	---	---	159180	---	CROSS CATEGORICAL - ASST	975,655.00	51,690.43	1,033,521.06	105.93	0.00	57,866.06-	57,866.06-
27	E	---	1--	159300	---	SALARIES	19,290.00	6,222.54	24,889.95	129.03	0.00	5,599.95-	5,599.95-
27	E	---	2--	159300	---	EMPLOYEE BENEFITS	10,428.00	3,229.74	12,948.50	124.17	0.00	2,520.50-	2,520.50-
27	E	---	---	159300	---	ADAPTIVE PHY ED	29,718.00	9,452.28	37,838.45	127.33	0.00	8,120.45-	8,120.45-
27	E	---	---	1-----	---	INSTRUCTION	3,437,114.00	634,038.66	3,460,170.37	100.67	943.81	24,000.18-	23,056.37-
27	E	---	1--	212000	---	SALARIES	91,350.00	22,837.56	90,093.66	98.62	0.00	1,256.34	1,256.34
27	E	---	2--	212000	---	EMPLOYEE BENEFITS	23,614.00	10,717.44	35,922.50	152.12	0.00	12,308.50-	12,308.50-
27	E	---	---	212000	---	SOCIAL WORK	114,964.00	33,555.00	126,016.16	109.61	0.00	11,052.16-	11,052.16-
27	E	---	1--	215000	---	SALARIES	0.00	5,920.84	71,050.00	0.00	0.00	71,050.00-	71,050.00-
27	E	---	2--	215000	---	EMPLOYEE BENEFITS	0.00	2,646.50	31,813.61	0.00	0.00	31,813.61-	31,813.61-
27	E	---	3--	215000	---	PURCHASED SERVICES	500.00	0.00	0.00	0.00	0.00	500.00	500.00
27	E	---	4--	215000	---	NON-CAPITAL OBJECTS	5,000.00	0.00	390.08	7.80	0.00	4,609.92	4,609.92
27	E	---	9--	215000	---	OTHER EXPENDITURES	10,000.00	0.00	0.00	0.00	0.00	10,000.00	10,000.00
27	E	---	---	215000	---	PSYCHOLOGICAL SERVICES	15,500.00	8,567.34	103,253.69	666.15	0.00	87,753.69-	87,753.69-
27	E	---	1--	218100	---	SALARIES	97,501.00	19,872.68	96,328.63	98.80	0.00	1,172.37	1,172.37
27	E	---	2--	218100	---	EMPLOYEE BENEFITS	57,667.00	8,607.69	55,823.89	96.80	0.00	1,843.11	1,843.11
27	E	---	3--	218100	---	PURCHASED SERVICES	1,000.00	152.19	11,555.44	1,155.54	0.00	10,555.44-	10,555.44-
27	E	---	4--	218100	---	NON-CAPITAL OBJECTS	3,000.00	66.69	3,333.83	111.13	0.00	333.83-	333.83-
27	E	---	5--	218100	---	CAPITAL OBJECTS	0.00	0.00	470.96	0.00	0.00	470.96-	470.96-
27	E	---	9--	218100	---	OTHER EXPENDITURES	0.00	76.50	486.50	0.00	0.00	486.50-	486.50-
27	E	---	---	218100	---	OCCUPATIONAL THERAPY	159,168.00	28,775.75	167,999.25	105.55	0.00	8,831.25-	8,831.25-
27	E	---	1--	218200	---	SALARIES	63,977.00	15,994.02	64,102.54	100.20	0.00	125.54-	125.54-
27	E	---	2--	218200	---	EMPLOYEE BENEFITS	31,987.00	7,682.28	30,779.48	96.22	0.00	1,207.52	1,207.52
27	E	---	3--	218200	---	PURCHASED SERVICES	1,000.00	187.02	368.82	36.88	0.00	631.18	631.18
27	E	---	4--	218200	---	NON-CAPITAL OBJECTS	3,000.00	43.22	4,971.52	165.72	19.01	1,990.53-	1,971.52-
27	E	---	5--	218200	---	CAPITAL OBJECTS	8,000.00	0.00	6,075.39	75.94	397.45	1,527.16	1,924.61
27	E	---	9--	218200	---	OTHER EXPENDITURES	0.00	76.50	76.50	0.00	0.00	76.50-	76.50-
27	E	---	---	218200	---	PHYSICAL THERAPY	107,964.00	23,983.04	106,374.25	98.53	416.46	1,173.29	1,589.75
27	E	---	3--	221000	---	PURCHASED SERVICES	10,000.00	0.00	0.00	0.00	0.00	10,000.00	10,000.00
27	E	---	---	221000	---	IMPROVEMENT OF INSTRUCTI	10,000.00	0.00	0.00	0.00	0.00	10,000.00	10,000.00
27	E	---	1--	221200	---	SALARIES	0.00	48.13	48.13	0.00	0.00	48.13-	48.13-
27	E	---	2--	221200	---	EMPLOYEE BENEFITS	0.00	6.83	6.83	0.00	0.00	6.83-	6.83-

Fd	T	Loc	Obj	Func	Prj	Obj	2018-19	June 2018-19	2018-19	2018-19	Encumbered	Unencumbered	Unexpended
							Revised Budget	Monthly Activity	FYTD Activity	FYTD %	Amount	Balance	Balance
27	E	---	4--	221200	---	NON-CAPITAL OBJECTS	3,000.00	0.00	0.00	0.00	0.00	3,000.00	3,000.00
27	E	---	---	221200	---	CURRICULUM DEVELOPMENT	3,000.00	54.96	54.96	1.83	0.00	2,945.04	2,945.04
27	E	---	1--	221222	---	SALARIES	325,000.00	26,708.40	320,500.00	98.62	0.00	4,500.00	4,500.00
27	E	---	2--	221222	---	EMPLOYEE BENEFITS	115,000.00	9,353.98	112,496.29	97.82	0.00	2,503.71	2,503.71
27	E	---	3--	221222	---	PURCHASED SERVICES	0.00	4,418.75	27,556.25	0.00	0.00	27,556.25-	27,556.25-
27	E	---	4--	221222	---	NON-CAPITAL OBJECTS	0.00	0.00	709.95	0.00	0.00	709.95-	709.95-
27	E	---	---	221222	---	RVA CURRICULUM DEVELOPME	440,000.00	40,481.13	461,262.49	104.83	0.00	21,262.49-	21,262.49-
27	E	---	1--	221300	---	SALARIES	0.00	419.50	32,932.23	0.00	0.00	32,932.23-	32,932.23-
27	E	---	2--	221300	---	EMPLOYEE BENEFITS	0.00	1,720.55	33,707.75	0.00	12,000.00	45,707.75-	33,707.75-
27	E	---	3--	221300	---	PURCHASED SERVICES	26,000.00	1,113.30	16,887.74	64.95	0.00	9,112.26	9,112.26
27	E	---	4--	221300	---	NON-CAPITAL OBJECTS	3,000.00	0.00	841.08	28.04	0.00	2,158.92	2,158.92
27	E	---	---	221300	---	INSTRUCTIONAL STAFF TRAI	29,000.00	3,253.35	84,368.80	290.93	12,000.00	67,368.80-	55,368.80-
27	E	---	1--	223300	---	SALARIES	104,479.00	9,426.60	105,906.45	101.37	0.00	1,427.45-	1,427.45-
27	E	---	2--	223300	---	EMPLOYEE BENEFITS	25,512.00	2,131.58	24,629.75	96.54	0.00	882.25	882.25
27	E	---	3--	223300	---	PURCHASED SERVICES	1,000.00	0.00	5,595.00	559.50	0.00	4,595.00-	4,595.00-
27	E	---	4--	223300	---	NON-CAPITAL OBJECTS	8,908.00	0.00	3,655.85	41.04	0.00	5,252.15	5,252.15
27	E	---	9--	223300	---	OTHER EXPENDITURES	0.00	0.00	30.00	0.00	0.00	30.00-	30.00-
27	E	---	---	223300	---	SUP/COOR EXCEPTIONAL EDU	139,899.00	11,558.18	139,817.05	99.94	0.00	81.95	81.95
27	E	---	3--	223900	---	PURCHASED SERVICES	0.00	0.00	96.00	0.00	0.00	96.00-	96.00-
27	E	---	---	223900	---	SUPERVISION AND COORD-OT	0.00	0.00	96.00	0.00	0.00	96.00-	96.00-
27	E	---	1--	252000	---	SALARIES	29,994.00	3,797.65	31,730.50	105.79	0.00	1,736.50-	1,736.50-
27	E	---	2--	252000	---	EMPLOYEE BENEFITS	27,249.00	3,125.67	25,372.69	93.11	0.00	1,876.31	1,876.31
27	E	---	---	252000	---	FISCAL	57,243.00	6,923.32	57,103.19	99.76	0.00	139.81	139.81
27	E	---	3--	254490	---	PURCHASED SERVICES	0.00	0.00	40.00	0.00	0.00	40.00-	40.00-
27	E	---	4--	254490	---	NON-CAPITAL OBJECTS	7,500.00	0.00	0.00	0.00	0.00	7,500.00	7,500.00
27	E	---	---	254490	---	OTHER EQUIPMENT REPAIRS	7,500.00	0.00	40.00	0.53	0.00	7,460.00	7,460.00
27	E	---	3--	255400	---	PURCHASED SERVICES	0.00	0.00	8,765.43	0.00	0.00	8,765.43-	8,765.43-
27	E	---	---	255400	---	RENTAL IN LIEU OF PURCHA	0.00	0.00	8,765.43	0.00	0.00	8,765.43-	8,765.43-
27	E	---	1--	256251	---	SALARIES	45,410.00	5,945.72	60,788.55	133.87	0.00	15,378.55-	15,378.55-
27	E	---	2--	256251	---	EMPLOYEE BENEFITS	52,029.00	1,406.79	44,677.37	85.87	0.00	7,351.63	7,351.63
27	E	---	3--	256251	---	PURCHASED SERVICES	31,000.00	847.31	35,678.35	115.09	0.00	4,678.35-	4,678.35-
27	E	---	4--	256251	---	NON-CAPITAL OBJECTS	500.00	0.00	2,967.12	593.42	0.00	2,467.12-	2,467.12-

Fd	T	Loc	Obj	Func	Prj	Obj	2018-19	June 2018-19	2018-19	2018-19	Encumbered	Unencumbered	Unexpended
							Revised Budget	Monthly Activity	FYTD Activity	FYTD %	Amount	Balance	Balance
27	E	---	5--	256251	---	CAPITAL OBJECTS	85,000.00	0.00	104,365.00	122.78	105,490.00	124,855.00-	19,365.00-
27	E	---	---	256251	---	RESIDENT SP ED TRANSPORT	213,939.00	8,199.82	248,476.39	116.14	105,490.00	140,027.39-	34,537.39-
27	E	---	3--	256751	---	PURCHASED SERVICES	0.00	1,409.65	1,754.98	0.00	0.00	1,754.98-	1,754.98-
27	E	---	---	256751	---	RESIDENT SP ED TRANSPORT	0.00	1,409.65	1,754.98	0.00	0.00	1,754.98-	1,754.98-
27	E	---	3--	256770	---	PURCHASED SERVICES	3,300.00	0.00	3,589.33	108.77	0.00	289.33-	289.33-
27	E	---	---	256770	---	FIELD TRIPS	3,300.00	0.00	3,589.33	108.77	0.00	289.33-	289.33-
27	E	---	2--	259000	---	EMPLOYEE BENEFITS	0.00	571.20	9,522.20	0.00	0.00	9,522.20-	9,522.20-
27	E	---	---	259000	---	OTHER BUSINESS ADMINISTR	0.00	571.20	9,522.20	0.00	0.00	9,522.20-	9,522.20-
27	E	---	---	2-----	---	SUPPORT SERVICES	1,301,477.00	167,332.74	1,518,494.17	116.67	117,906.46	334,923.63-	217,017.17-
27	E	---	3--	436000	---	PURCHASED SERVICES	86,286.00	2,242.50	115,248.79	133.57	0.00	28,962.79-	28,962.79-
27	E	---	---	436000	---	SPECIAL EDUCATION PAYMEN	86,286.00	2,242.50	115,248.79	133.57	0.00	28,962.79-	28,962.79-
27	E	---	---	4-----	---	NON-PROGRAM TRANSACTIONS	86,286.00	2,242.50	115,248.79	133.57	0.00	28,962.79-	28,962.79-
27	-	---	---	-----	---	SPECIAL EDUCATION FUND	4,824,877.00	803,613.90	5,093,913.33	105.58	118,850.27	387,886.60-	269,036.33-

Fd	T	Loc	Obj	Func	Prj	Obj	2018-19	June 2018-19	2018-19	2018-19	Encumbered	Unencumbered	Unexpended
							Revised Budget	Monthly Activity	FYTD Activity	FYTD %	Amount	Balance	Balance
38	E	---	6--	282000	---	DEBT REITREMENT	178,105.00	0.00	178,105.00	100.00	0.00	0.00	0.00
38	E	---	---	282000	---	REFINANCING	178,105.00	0.00	178,105.00	100.00	0.00	0.00	0.00
38	E	---	---	2-----	---	SUPPORT SERVICES	178,105.00	0.00	178,105.00	100.00	0.00	0.00	0.00
38	-	---	---	-----	---	Non-Referendum Debt Serv	178,105.00	0.00	178,105.00	100.00	0.00	0.00	0.00

Fd	T	Loc	Obj	Func	Prj	Obj	2018-19	June 2018-19	2018-19	2018-19	Encumbered	Unencumbered	Unexpended
							Revised Budget	Monthly Activity	FYTD Activity	FYTD %	Amount	Balance	Balance
39	E	---	6--	281000	---	DEBT REITREMENT	466,400.00	0.00	466,400.00	100.00	0.00	0.00	0.00
39	E	---	---	281000	---	LONG-TERM CAPITAL DEBT	466,400.00	0.00	466,400.00	100.00	0.00	0.00	0.00
39	E	---	---	2-----	---	SUPPORT SERVICES	466,400.00	0.00	466,400.00	100.00	0.00	0.00	0.00
39	-	---	---	-----	---	REFERENDUM APPROVED DEBT	466,400.00	0.00	466,400.00	100.00	0.00	0.00	0.00

Fd	T	Loc	Obj	Func	Prj	Obj	2018-19	June 2018-19	2018-19	2018-19	Encumbered	Unencumbered	Unexpended
							Revised Budget	Monthly Activity	FYTD Activity	FYTD %	Amount	Balance	Balance
50	E	---	1--	257000	---	SALARIES	0.00	5,789.35	5,789.35	0.00	0.00	5,789.35-	5,789.35-
50	E	---	2--	257000	---	EMPLOYEE BENEFITS	0.00	1,751.03	1,751.03	0.00	0.00	1,751.03-	1,751.03-
50	E	---	3--	257000	---	PURCHASED SERVICES	1,170,685.00	13,865.40-	1,024,215.87	87.49	0.00	146,469.13	146,469.13
50	E	---	5--	257000	---	CAPITAL OBJECTS	0.00	0.00	69,294.00	0.00	0.00	69,294.00-	69,294.00-
50	E	---	---	257000	---	FOOD SERVICES	1,170,685.00	6,325.02-	1,101,050.25	94.05	0.00	69,634.75	69,634.75
50	E	---	---	2-----	---	SUPPORT SERVICES	1,170,685.00	6,325.02-	1,101,050.25	94.05	0.00	69,634.75	69,634.75
50	-	---	---	-----	---	FOOD SERVICE FUND	1,170,685.00	6,325.02-	1,101,050.25	94.05	0.00	69,634.75	69,634.75

Fd	T	Loc	Obj	Func	Prj	Obj	2018-19	June 2018-19	2018-19	2018-19	Encumbered	Unencumbered	Unexpended
							Revised Budget	Monthly Activity	FYTD Activity	FYTD %	Amount	Balance	Balance
72	E	---	9--	420000	---	OTHER EXPENDITURES	0.00	0.00	49,525.10	0.00	0.00	49,525.10-	49,525.10-
72	E	---	---	420000	---	TRUST FUND AWARD/SCHOLAR	0.00	0.00	49,525.10	0.00	0.00	49,525.10-	49,525.10-
72	E	---	---	4-----	---	NON-PROGRAM TRANSACTIONS	0.00	0.00	49,525.10	0.00	0.00	49,525.10-	49,525.10-
72	-	---	---	-----	---	PRIVATE PURPOSE (SCHOLAR	0.00	0.00	49,525.10	0.00	0.00	49,525.10-	49,525.10-

Fd	T	Loc	Obj	Func	Prj	Obj	2018-19	June 2018-19	2018-19	2018-19	Encumbered	Unencumbered	Unexpended
							Revised Budget	Monthly Activity	FYTD Activity	FYTD %	Amount	Balance	Balance
80	E	---	3--	219000	---	PURCHASED SERVICES	48,000.00	36,303.89	36,303.89	75.63	0.00	11,696.11	11,696.11
80	E	---	---	219000	---	OTHER PUPIL SERVICES	48,000.00	36,303.89	36,303.89	75.63	0.00	11,696.11	11,696.11
80	E	---	1--	229000	---	SALARIES	0.00	1,142.40	8,841.37	0.00	0.00	8,841.37-	8,841.37-
80	E	---	2--	229000	---	EMPLOYEE BENEFITS	0.00	111.46	739.69	0.00	0.00	739.69-	739.69-
80	E	---	3--	229000	---	PURCHASED SERVICES	500.00	0.00	0.00	0.00	0.00	500.00	500.00
80	E	---	---	229000	---	OTHER INSTRUCTIONAL STAF	500.00	1,253.86	9,581.06	1,916.21	0.00	9,081.06-	9,081.06-
80	E	---	1--	230000	---	SALARIES	12,500.00	0.00	1,324.49	10.60	0.00	11,175.51	11,175.51
80	E	---	2--	230000	---	EMPLOYEE BENEFITS	960.00	0.00	108.78	11.33	0.00	851.22	851.22
80	E	---	3--	230000	---	PURCHASED SERVICES	0.00	104.13	1,397.86	0.00	0.00	1,397.86-	1,397.86-
80	E	---	---	230000	---	GENERAL ADMINISTRATION	13,460.00	104.13	2,831.13	21.03	0.00	10,628.87	10,628.87
80	E	---	1--	240000	---	SALARIES	64,100.00	17,308.76	60,677.52	94.66	0.00	3,422.48	3,422.48
80	E	---	2--	240000	---	EMPLOYEE BENEFITS	12,825.00	12,393.55	14,003.67	109.19	0.00	1,178.67-	1,178.67-
80	E	---	3--	240000	---	PURCHASED SERVICES	34,500.00	856.14	25,396.66	73.61	0.00	9,103.34	9,103.34
80	E	---	4--	240000	---	NON-CAPITAL OBJECTS	4,200.00	194.78	4,212.01	100.29	456.99	469.00-	12.01-
80	E	---	9--	240000	---	OTHER EXPENDITURES	450.00	0.00	800.00	177.78	0.00	350.00-	350.00-
80	E	---	---	240000	---	BUILDING ADMINISTRATION	116,075.00	30,753.23	105,089.86	90.54	456.99	10,528.15	10,985.14
80	E	---	4--	254000	---	NON-CAPITAL OBJECTS	10,000.00	0.00	3,411.12	34.11	0.00	6,588.88	6,588.88
80	E	---	5--	254000	---	CAPITAL OBJECTS	0.00	2,271.50	2,271.50	0.00	0.00	2,271.50-	2,271.50-
80	E	---	---	254000	---	MAINTENANCE	10,000.00	2,271.50	5,682.62	56.83	0.00	4,317.38	4,317.38
80	E	---	3--	256741	---	PURCHASED SERVICES	0.00	0.00	5,426.18	0.00	0.00	5,426.18-	5,426.18-
80	E	---	---	256741	---	OTHER CO-CURRICULAR TRAV	0.00	0.00	5,426.18	0.00	0.00	5,426.18-	5,426.18-
80	E	---	3--	256742	---	PURCHASED SERVICES	24,000.00	126.97	21,025.60	87.61	0.00	2,974.40	2,974.40
80	E	---	---	256742	---	ATHLETIC TRANSPORTATION	24,000.00	126.97	21,025.60	87.61	0.00	2,974.40	2,974.40
80	E	---	3--	256770	---	PURCHASED SERVICES	500.00	0.00	0.00	0.00	0.00	500.00	500.00
80	E	---	---	256770	---	FIELD TRIPS	500.00	0.00	0.00	0.00	0.00	500.00	500.00
80	E	---	---	2-----	---	SUPPORT SERVICES	212,535.00	70,813.58	185,940.34	87.49	456.99	26,137.67	26,594.66
80	E	---	3--	310000	---	PURCHASED SERVICES	0.00	52.50	1,205.50	0.00	0.00	1,205.50-	1,205.50-
80	E	---	---	310000	---	COMMUNITY SRVCS - ADULT	0.00	52.50	1,205.50	0.00	0.00	1,205.50-	1,205.50-
80	E	---	1--	393000	---	SALARIES	45,000.00	1,019.91	33,444.21	74.32	0.00	11,555.79	11,555.79
80	E	---	2--	393000	---	EMPLOYEE BENEFITS	4,300.00	142.29	4,092.75	95.18	0.00	207.25	207.25

Fd	T	Loc	Obj	Func	Prj	Obj	2018-19	June 2018-19	2018-19	2018-19	Encumbered	Unencumbered	Unexpended
							Revised Budget	Monthly Activity	FYTD Activity	FYTD %	Amount	Balance	Balance
80	E	---	3--	393000	---	PURCHASED SERVICES	11,700.00	161.74	13,334.05	113.97	0.00	1,634.05-	1,634.05-
80	E	---	4--	393000	---	NON-CAPITAL OBJECTS	7,139.00	138.91	3,615.61	50.65	2,500.00	1,023.39	3,523.39
80	E	---	5--	393000	---	CAPITAL OBJECTS	0.00	0.00	2,589.71	0.00	0.00	2,589.71-	2,589.71-
80	E	---	9--	393000	---	OTHER EXPENDITURES	0.00	0.00	1,475.00	0.00	0.00	1,475.00-	1,475.00-
80	E	---	---	393000	---	RECREATION ATHLETIC COMM	68,139.00	1,462.85	58,551.33	85.93	2,500.00	7,087.67	9,587.67
80	E	---	---	3-----	---	COMMUNITY SERVICES	68,139.00	1,515.35	59,756.83	87.70	2,500.00	5,882.17	8,382.17
80	-	---	---	-----	---	COMMUNITY SERVICE FUND	280,674.00	72,328.93	245,697.17	87.54	2,956.99	32,019.84	34,976.83

Fd	T	Loc	Obj	Func	Prj	Obj	2018-19	June 2018-19	2018-19	2018-19	Encumbered	Unencumbered	Unexpended
							Revised Budget	Monthly Activity	FYTD Activity	FYTD %	Amount	Balance	Balance
99	E	---	1--	110000	---	SALARIES	176,000.00	17,056.27	82,101.25	46.65	0.00	93,898.75	93,898.75
99	E	---	2--	110000	---	EMPLOYEE BENEFITS	0.00	8,208.17	52,624.76	0.00	0.00	52,624.76-	52,624.76-
99	E	---	3--	110000	---	PURCHASED SERVICES	0.00	6,729.97	18,826.20	0.00	0.00	18,826.20-	18,826.20-
99	E	---	4--	110000	---	NON-CAPITAL OBJECTS	479,500.00	12,148.54	590,970.55	123.25	19,512.65	130,983.20-	111,470.55-
99	E	---	9--	110000	---	OTHER EXPENDITURES	0.00	0.00	23,839.52	0.00	0.00	23,839.52-	23,839.52-
99	E	---	---	110000	---	UNDIFFERENTIATED CURRICU	655,500.00	44,142.95	768,362.28	117.22	19,512.65	132,374.93-	112,862.28-
99	E	---	3--	129100	---	PURCHASED SERVICES	9,000.00	35.64	7,877.42	87.53	0.00	1,122.58	1,122.58
99	E	---	4--	129100	---	NON-CAPITAL OBJECTS	9,300.00	0.00	2,186.74	23.51	355.73	6,757.53	7,113.26
99	E	---	5--	129100	---	CAPITAL OBJECTS	16,700.00	0.00	16,730.85	100.18	0.00	30.85-	30.85-
99	E	---	---	129100	---	CAREER DEVELOPMENT - MAS	35,000.00	35.64	26,795.01	76.56	355.73	7,849.26	8,204.99
99	E	---	4--	161000	---	NON-CAPITAL OBJECTS	3,000.00	0.00	0.00	0.00	0.00	3,000.00	3,000.00
99	E	---	---	161000	---	CO-CURRICULAR ACADEMIC	3,000.00	0.00	0.00	0.00	0.00	3,000.00	3,000.00
99	E	---	4--	162000	---	NON-CAPITAL OBJECTS	5,000.00	0.00	0.00	0.00	0.00	5,000.00	5,000.00
99	E	---	---	162000	---	CO-CURRICULAR ATHLETICS	5,000.00	0.00	0.00	0.00	0.00	5,000.00	5,000.00
99	E	---	---	1-----	---	INSTRUCTION	698,500.00	44,178.59	795,157.29	113.84	19,868.38	116,525.67-	96,657.29-
99	E	---	1--	213000	---	SALARIES	0.00	8,520.76	98,715.74	0.00	0.00	98,715.74-	98,715.74-
99	E	---	2--	213000	---	EMPLOYEE BENEFITS	0.00	4,810.64	55,505.61	0.00	0.00	55,505.61-	55,505.61-
99	E	---	---	213000	---	PUPIL SERVICES - GUIDANC	0.00	13,331.40	154,221.35	0.00	0.00	154,221.35-	154,221.35-
99	E	---	1--	219000	---	SALARIES	0.00	720.00	4,280.00	0.00	0.00	4,280.00-	4,280.00-
99	E	---	2--	219000	---	EMPLOYEE BENEFITS	0.00	99.62	596.55	0.00	0.00	596.55-	596.55-
99	E	---	3--	219000	---	PURCHASED SERVICES	240,000.00	3,573.55	276,295.67	115.12	0.00	36,295.67-	36,295.67-
99	E	---	4--	219000	---	NON-CAPITAL OBJECTS	26,500.00	9,396.69	88,286.85	333.16	14,200.00	75,986.85-	61,786.85-
99	E	---	9--	219000	---	OTHER EXPENDITURES	0.00	0.00	6,670.67	0.00	0.00	6,670.67-	6,670.67-
99	E	---	---	219000	---	OTHER PUPIL SERVICES	266,500.00	13,789.86	376,129.74	141.14	14,200.00	123,829.74-	109,629.74-
99	E	---	4--	221000	---	NON-CAPITAL OBJECTS	0.00	0.00	1.12-	0.00	0.00	1.12	1.12
99	E	---	---	221000	---	IMPROVEMENT OF INSTRUCTI	0.00	0.00	1.12-	0.00	0.00	1.12	1.12
99	E	---	1--	221200	---	SALARIES	2,728,583.00	151,814.36	1,665,591.69	61.04	0.00	1,062,991.31	1,062,991.31
99	E	---	2--	221200	---	EMPLOYEE BENEFITS	0.00	76,060.92	759,971.90	0.00	0.00	759,971.90-	759,971.90-
99	E	---	3--	221200	---	PURCHASED SERVICES	594,595.00	103,704.36	519,911.62	87.44	450.00	74,233.38	74,683.38
99	E	---	4--	221200	---	NON-CAPITAL OBJECTS	30,500.00	8,574.71	173,428.91	568.62	1,769.52	144,698.43-	142,928.91-
99	E	---	5--	221200	---	CAPITAL OBJECTS	160,000.00	455.23-	71,247.38	44.53	4,699.00	84,053.62	88,752.62
99	E	---	9--	221200	---	OTHER EXPENDITURES	35,000.00	210.00	77,576.20	221.65	0.00	42,576.20-	42,576.20-

Fd	T	Loc	Obj	Func	Prj	Obj	2018-19	June 2018-19	2018-19	2018-19	Encumbered	Unencumbered	Unexpended
							Revised Budget	Monthly Activity	FYTD Activity	FYTD %	Amount	Balance	Balance
99	E	---	---	221200	---	CURRICULUM DEVELOPMENT	3,548,678.00	339,909.12	3,267,727.70	92.08	6,918.52	274,031.78	280,950.30
99	E	---	2--	221300	---	EMPLOYEE BENEFITS	0.00	0.00	375.00	0.00	0.00	375.00-	375.00-
99	E	---	3--	221300	---	PURCHASED SERVICES	0.00	100.00	4,475.00	0.00	0.00	4,475.00-	4,475.00-
99	E	---	---	221300	---	INSTRUCTIONAL STAFF TRAI	0.00	100.00	4,850.00	0.00	0.00	4,850.00-	4,850.00-
99	E	---	5--	240000	---	CAPITAL OBJECTS	20,000.00	0.00	18,130.72	90.65	0.00	1,869.28	1,869.28
99	E	---	---	240000	---	BUILDING ADMINISTRATION	20,000.00	0.00	18,130.72	90.65	0.00	1,869.28	1,869.28
99	E	---	3--	255000	---	PURCHASED SERVICES	0.00	0.00	3,150.00	0.00	0.00	3,150.00-	3,150.00-
99	E	---	---	255000	---	FACILITY ACQUISITION/REM	0.00	0.00	3,150.00	0.00	0.00	3,150.00-	3,150.00-
99	E	---	3--	260000	---	PURCHASED SERVICES	0.00	0.00	750.00	0.00	0.00	750.00-	750.00-
99	E	---	---	260000	---	CENTRAL SERVICES	0.00	0.00	750.00	0.00	0.00	750.00-	750.00-
99	E	---	7--	270000	---	INSURANCE AND JUDGEMENTS	1,000.00	0.00	0.00	0.00	0.00	1,000.00	1,000.00
99	E	---	---	270000	---	INSURANCE AND JUDGMENTS	1,000.00	0.00	0.00	0.00	0.00	1,000.00	1,000.00
99	E	---	6--	280000	---	DEBT REITREMENT	5,000.00	7,304.68	15,479.35	309.59	0.00	10,479.35-	10,479.35-
99	E	---	---	280000	---	DEBT SERVICES	5,000.00	7,304.68	15,479.35	309.59	0.00	10,479.35-	10,479.35-
99	E	---	---	2-----	---	SUPPORT SERVICES	3,841,178.00	374,435.06	3,840,437.74	99.98	21,118.52	20,378.26-	740.26
99	E	---	8--	410000	---	OPERATING TRANSFER - OUT	616,891.00	0.00	3,750.00	0.61	0.00	613,141.00	613,141.00
99	E	---	---	410000	---	INTERFUND OPERATING TRAN	616,891.00	0.00	3,750.00	0.61	0.00	613,141.00	613,141.00
99	E	---	---	4-----	---	NON-PROGRAM TRANSACTIONS	616,891.00	0.00	3,750.00	0.61	0.00	613,141.00	613,141.00
99	-	---	---	-----	---	OTHER PKG/COOP PROGRAM F	5,156,569.00	418,613.65	4,639,345.03	89.97	40,986.90	476,237.07	517,223.97

Number of Accounts: 2273

***** End of report *****

MEDFORD AREA PUBLIC SCHOOL DISTRICT

REGULAR BOARD OF EDUCATION MEETING

July 22, 2019

VOUCHER CHECKS

The Medford Area Public School District Board of Education approves the following:

Check # 158143 to

Check # 158624 .

Amount \$ 995,990.27 for voucher checks and

Amount \$ 992,156.43 for payroll.

CHECK #	CHECK DATE	VENDOR	PO INVOICE #	DESCRIPTION	CHECK AMOUNT	ACCOUNT	POST DATE
			NUMBER			NUMBER	
158143	06/24/2019	Abby Vans Inc.	0 5/1-31/19	TRANSPORTATION	1,409.65	27 E 800 341 256751 011	06/24/2019
				Totals for Abby Vans Inc.	1,409.65		
158144	06/24/2019	Black River Industries	0 32212	C ZITTLow	2,540.50	27 E 800 370 436000 341	06/24/2019
				Totals for Black River Industries	2,540.50		
158145	06/24/2019	Carrico Aquatic Resources Inc	0 20192643	POOL SUPPLIES	1,084.00	10 E 400 411 253000 980	06/24/2019
				Totals for Carrico Aquatic Resources Inc	1,084.00		
158146	06/24/2019	Cenex Fleet Fueling	0 177391CL	FUEL: CENEX/STRAMA'S	136.83	10 E 800 348 253000 000	06/24/2019
158146	06/24/2019	Cenex Fleet Fueling	0 177391CL	FUEL: CENEX/STRAMA'S	1,135.69	10 E 400 348 253000 000	06/24/2019
158146	06/24/2019	Cenex Fleet Fueling	0 177391CL	FUEL: CENEX/STRAMA'S	42.74	27 E 800 348 256251 011	06/24/2019
158146	06/24/2019	Cenex Fleet Fueling	0 177391CL	FUEL: CENEX/STRAMA'S	150.97	99 E 800 348 221200 360	06/24/2019
				Totals for Cenex Fleet Fueling	1,466.23		
158147	06/24/2019	CESA #10	0 11015	2ND GRANT	1,000.00	27 E 800 386 436000 341	06/24/2019
				Totals for CESA #10	1,000.00		
158148	06/24/2019	CESA #12	0 0000025583	KNOWING OUR NEIGHBORS TRAINING	100.00	99 E 800 386 221200 360	06/24/2019
				Totals for CESA #12	100.00		
158149	06/24/2019	Chippewa Valley Sporting Goods	2011800118 243510	Open PO	138.91	80 E 200 411 393000 964	06/24/2019
158149	06/24/2019	Chippewa Valley Sporting Goods	4011800143 243511	Open PO	30.36	10 E 400 411 162000 966	06/24/2019
158149	06/24/2019	Chippewa Valley Sporting Goods	4011800143 243511	Open PO	30.35	10 E 400 411 162000 967	06/24/2019
158149	06/24/2019	Chippewa Valley Sporting Goods	4011800143 243513	Open PO	386.93	10 E 400 440 162000 964	06/24/2019
158149	06/24/2019	Chippewa Valley Sporting Goods	4011800143 244133	Open PO	134.00	10 E 400 411 162000 963	06/24/2019
158149	06/24/2019	Chippewa Valley Sporting Goods	8011800133 244134	Fitness Equipment	600.50	80 E 400 551 254000 000	06/24/2019
				Totals for Chippewa Valley Sporting Good	1,321.05		
158150	06/24/2019	CW Construction LLC	0 6/17	TEAM BUILDING	1,972.00	10 E 400 320 254000 000	06/24/2019
				Totals for CW Construction LLC	1,972.00		
158151	06/24/2019	Daniels, Michael	0 1/2-5/2/19	EMPLOYEE TRAVEL	138.42	27 E 800 342 218200 341	06/24/2019
158151	06/24/2019	Daniels, Michael	0 5/3-6/3/19	EMPLOYEE TRAVEL	48.60	27 E 800 342 218200 341	06/24/2019
158151	06/24/2019	Daniels, Michael	0 REIMBURSE	PT LICENSE RENEWAL	76.50	27 E 800 940 218200 341	06/24/2019
158151	06/24/2019	Daniels, Michael	0 REIMBURSE2	GENERAL SUPPLIES	43.22	27 E 800 411 218200 341	06/24/2019
				Totals for Daniels, Michael	306.74		
158152	06/24/2019	Duwe, Josh	0 5/8-6/17/19	RVA MILEAGE	238.25	99 E 800 342 110000 360	06/24/2019
158152	06/24/2019	Duwe, Josh	0 REIMBURSE	END OF YEAR PICNIC SUPPLIES	68.51	99 E 800 411 110000 360	06/24/2019
				Totals for Duwe, Josh	306.76		
158153	06/24/2019	Follett School Solutions, Inc.	2001800247 471202F	novels	2,692.00	10 E 200 439 122000 000	06/24/2019
158153	06/24/2019	Follett School Solutions, Inc.	4001800212 492024F	LIBRARY BOOKS	437.42	10 E 400 432 222200 000	06/24/2019
158153	06/24/2019	Follett School Solutions, Inc.	4001800212 494036F	LIBRARY BOOKS	940.20	10 E 400 432 222200 000	06/24/2019
				Totals for Follett School Solutions, Inc	4,069.62		
158154	06/24/2019	Gelhaus, Barbara	0 REIMBURSE	PERKINS PURCHASE @ WALMART	1,292.39	10 E 800 411 135000 400	06/24/2019
				Totals for Gelhaus, Barbara	1,292.39		
158155	06/24/2019	Goodrich, Rebecca	0 1/4-5/30/19	EMPLOYEE TRAVEL	28.62	10 E 800 342 232000 000	06/24/2019

CHECK #	CHECK DATE	VENDOR	PO INVOICE #	DESCRIPTION	CHECK AMOUNT	ACCOUNT	POST DATE
			NUMBER			NUMBER	
				Totals for Goodrich, Rebecca	28.62		
158156	06/24/2019	Grinker, Traci	0 REIMBURSE	ADV PSYCH OF LEARNING/ASSMT FOR LEARNING	375.00	10 E 800 291 221300 000	06/24/2019
				Totals for Grinker, Traci	375.00		
158157	06/24/2019	Holbrook, John	0 4/18-6/25/19	RVA MILEAGE	192.96	99 E 800 342 221200 360	06/24/2019
158157	06/24/2019	Holbrook, John	0 7/2-12/4/18	RVA MILEAGE	335.70	99 E 800 342 221200 360	06/24/2019
				Totals for Holbrook, John	528.66		
158158	06/24/2019	Holewinski, Sara	0 3/5-5/8/19	RVA MILEAGE	168.77	99 E 800 342 221200 360	06/24/2019
				Totals for Holewinski, Sara	168.77		
158159	06/24/2019	JW Pepper & Sons, Inc.	4001800140 101092282	open po	53.99	10 E 400 411 125500 000	06/24/2019
158159	06/24/2019	JW Pepper & Sons, Inc.	4001800148 144725321	open po	70.99	10 E 400 411 125400 000	06/24/2019
				Totals for JW Pepper & Sons, Inc.	124.98		
158160	06/24/2019	K & B Refrigeration	0 27601	ICE MAKER-SES	57.00	10 E 101 320 240000 000	06/24/2019
158160	06/24/2019	K & B Refrigeration	0 27601	ICE MAKER-SES	99.95	10 E 101 460 240000 000	06/24/2019
				Totals for K & B Refrigeration	156.95		
158161	06/24/2019	Krug's Bus Service Inc	0 70226	BUS #16	258.94	27 E 800 310 256251 011	06/24/2019
158161	06/24/2019	Krug's Bus Service Inc	0 CREDIT	WI BUS SALES PAID IN APRIL	205.25-	27 E 800 310 256251 011	06/24/2019
				Totals for Krug's Bus Service Inc	53.69		
158162	06/24/2019	The Lamar Companies	0 110339348	RVA	3,653.00	10 A 000 000 717000 000	06/24/2019
				Totals for The Lamar Companies	3,653.00		
158163	06/24/2019	Logterman, Kari	0 5/17/19	RVA MILEAGE	92.16	99 E 800 342 221200 360	06/24/2019
158163	06/24/2019	Logterman, Kari	0 REIMBURSE	RVA POSTAGE	11.00	99 E 800 411 221200 360	06/24/2019
				Totals for Logterman, Kari	103.16		
158164	06/24/2019	Mann, Eric	0 REIMBURSE	SUMMER SCHOOL SUPPLIES	30.70	10 E 800 411 221200 000	06/24/2019
				Totals for Mann, Eric	30.70		
158165	06/24/2019	Medford Motors Inc	0 59137	2016 DODGE GRAND CARAVAN	55.85	10 E 400 320 253000 000	06/24/2019
				Totals for Medford Motors Inc	55.85		
158166	06/24/2019	Nassco Inc	1011800107 S2483869.001	open po	65.63	10 E 101 411 253000 000	06/24/2019
158166	06/24/2019	Nassco Inc	4011800133 S2480628.001	Open PO	229.14	10 E 400 411 253000 000	06/24/2019
				Totals for Nassco Inc	294.77		
158167	06/24/2019	Nelson, Lori	0 REIMBURSE	SUMMER SCHOOL SUPPLIES	41.16	10 E 800 411 221200 000	06/24/2019
				Totals for Nelson, Lori	41.16		
158168	06/24/2019	Omega Laboratories Inc	0 22199 5 - 2019	STUDENT DRUG SCREENINGS	196.00	10 E 800 310 219000 000	06/24/2019
158168	06/24/2019	Omega Laboratories Inc	0 24105 5 - 2019	EMPLOYEE DRUG SCREENINGS	49.00	10 E 800 310 260000 000	06/24/2019
158168	06/24/2019	Omega Laboratories Inc	0 24105 5 - 2019	EMPLOYEE DRUG SCREENINGS	29.00	99 E 800 310 221200 360	06/24/2019
				Totals for Omega Laboratories Inc	274.00		
158169	06/24/2019	Project Services Inc.	1011800114 2107	Engineering	2,350.00	10 E 101 320 253000 000	06/24/2019
				Totals for Project Services Inc.	2,350.00		
158170	06/24/2019	Pronley, Connie	0 REIMBURSE	RVA POSTAGE	151.90	99 E 800 353 221200 360	06/24/2019

CHECK #	CHECK DATE	VENDOR	PO INVOICE #	DESCRIPTION	CHECK AMOUNT	ACCOUNT	POST DATE
			NUMBER			NUMBER	
Totals for Pronley, Connie					151.90		
158171	06/24/2019	Reilly, Alison	0 5/8/19	RVA MILEAGE	105.84	99 E 800 342 221200 360	06/24/2019
158171	06/24/2019	Reilly, Alison	0 REIMBURSE	RVA POSTAGE	46.00	99 E 800 353 221200 360	06/24/2019
158171	06/24/2019	Reilly, Alison	0 REIMBURSE2	RVA SUPPLIES	32.35	99 E 800 411 110000 360	06/24/2019
Totals for Reilly, Alison					184.19		
158172	06/24/2019	Risch, Becky	0 REIMBURSE	SUMMER SCHOOL SUPPLIES	111.10	10 E 800 411 221200 000	06/24/2019
Totals for Risch, Becky					111.10		
158173	06/24/2019	S & A Trophy	0 41314	STW	141.50	10 E 400 411 240000 000	06/24/2019
Totals for S & A Trophy					141.50		
158174	06/24/2019	School Specialty	9001800256 208122986567	Classroom supplies	34.26	27 E 800 411 158700 341	06/24/2019
Totals for School Specialty					34.26		
158175	06/24/2019	Summit Commercial Fitness	8011800130 19990	Fitness Center Equipment	1,671.00	80 E 400 551 254000 000	06/24/2019
Totals for Summit Commercial Fitness					1,671.00		
158176	06/24/2019	Swedlund, Tracy	0 4/16/19	PLTW EXPENSES	107.37	10 E 800 411 126000 665	06/24/2019
158176	06/24/2019	Swedlund, Tracy	0 REIMBURSE	FUEL	54.84	10 E 400 348 253000 000	06/24/2019
Totals for Swedlund, Tracy					162.21		
158177	06/24/2019	Tee Hi Golf Course, Inc.	0 2018/19	JV GOLF PRACTICES	162.00	10 E 400 940 162000 969	06/24/2019
Totals for Tee Hi Golf Course, Inc.					162.00		
158178	06/24/2019	White Birch Printing Inc	0 00694444	MAMS YEARBOOKS	5,774.00	21 E 200 411 240000 278	06/24/2019
Totals for White Birch Printing Inc					5,774.00		
158179	06/24/2019	Wilson Language Training	9001800255 1758358	general supplies	20.00	27 E 800 411 158700 341	06/24/2019
Totals for Wilson Language Training					20.00		
158180	06/24/2019	Abele, Amy	0 JUNE	RVA INTERNET REIMBURSEMENT	75.00	99 E 800 358 221200 360	06/24/2019
Totals for Abele, Amy					75.00		
158181	06/24/2019	Abrahamson, Ryan	0 7/10-8/9/18	RVA INTERNET REIMBURSEMENT	54.99	99 E 800 358 221200 360	06/24/2019
158181	06/24/2019	Abrahamson, Ryan	0 8/10-9/9/18	RVA INTERNET REIMBURSEMENT	54.99	99 E 800 358 221200 360	06/24/2019
Totals for Abrahamson, Ryan					109.98		
158182	06/24/2019	Aumann, Breanne	0 4/15/19	RVA INTERNET REIMBURSEMENT	2.94	99 E 800 358 221200 360	06/24/2019
158182	06/24/2019	Aumann, Breanne	0 4/16-5/15/19	RVA INTERNET REIMBURSEMENT	70.94	99 E 800 358 221200 360	06/24/2019
158182	06/24/2019	Aumann, Breanne	0 5/16-6/15/19	RVA INTERNET REIMBURSEMENT	70.00	99 E 800 358 221200 360	06/24/2019
Totals for Aumann, Breanne					143.88		
158183	06/24/2019	Babinski, Ty	0 1/31-2/28/19	RVA INTERNET REIMBURSEMENT	65.99	99 E 800 358 221200 360	06/24/2019
158183	06/24/2019	Babinski, Ty	0 3/1-30/19	RVA INTERNET REIMBURSEMENT	65.99	99 E 800 358 221200 360	06/24/2019
158183	06/24/2019	Babinski, Ty	0 3/31-4/30/19	RVA INTERNET REIMBURSEMENT	65.99	99 E 800 358 221200 360	06/24/2019
158183	06/24/2019	Babinski, Ty	0 5/1-30/19	RVA INTERNET REIMBURSEMENT	65.99	99 E 800 358 221200 360	06/24/2019
158183	06/24/2019	Babinski, Ty	0 5/31-6/30/19	RVA INTERNET REIMBURSEMENT	65.99	99 E 800 358 221200 360	06/24/2019
Totals for Babinski, Ty					329.95		
158184	06/24/2019	Baldwin, Rochelle	0 2/2-3/1/19	RVA INTERNET REIMBURSEMENT	55.00	99 E 800 358 221200 360	06/24/2019
158184	06/24/2019	Baldwin, Rochelle	0 3/2-4/1/19	RVA INTERNET REIMBURSEMENT	55.00	99 E 800 358 221200 360	06/24/2019

CHECK #	CHECK DATE	VENDOR	PO INVOICE #	DESCRIPTION	CHECK AMOUNT	ACCOUNT	POST DATE
			NUMBER			NUMBER	
158184	06/24/2019	Baldwin, Rochelle	0 4/2-5/1/19	RVA INTERNET REIMBURSEMENT	55.00	99 E 800 358 221200 360	06/24/2019
158184	06/24/2019	Baldwin, Rochelle	0 5/2-6/1/19	RVA INTERNET REIMBURSEMENT	55.00	99 E 800 358 221200 360	06/24/2019
158184	06/24/2019	Baldwin, Rochelle	0 6/2-7/1/19	RVA INTERNET REIMBURSEMENT	55.00	99 E 800 358 221200 360	06/24/2019
				Totals for Baldwin, Rochelle	275.00		
158185	06/24/2019	Bernarde, Lonnie	0 JUNE	RVA INTERNET REIMBURSEMENT	39.95	99 E 800 358 221200 360	06/24/2019
				Totals for Bernarde, Lonnie	39.95		
158186	06/24/2019	Boehmer, Eric	0 5/29-6/28/19	RVA INTERNET REIMBURSEMENT	65.99	99 E 800 358 221200 360	06/24/2019
				Totals for Boehmer, Eric	65.99		
158187	06/24/2019	Borchardt, Sara	0 1/21-2/20/19	RVA INTERNET REIMBURSEMENT	75.00	99 E 800 358 221200 360	06/24/2019
158187	06/24/2019	Borchardt, Sara	0 10/11-12/20/18	RVA INTERNET REIMBURSEMENT	75.00	99 E 800 358 221200 360	06/24/2019
158187	06/24/2019	Borchardt, Sara	0 12/21/18-1/20/19	RVA INTERNET REIMBURSEMENT	75.00	99 E 800 358 221200 360	06/24/2019
158187	06/24/2019	Borchardt, Sara	0 2/21-3/20/19	RVA INTERNET REIMBURSEMENT	75.00	99 E 800 358 221200 360	06/24/2019
158187	06/24/2019	Borchardt, Sara	0 3/21-4/20/19	RVA INTERNET REIMBURSEMENT	75.00	99 E 800 358 221200 360	06/24/2019
158187	06/24/2019	Borchardt, Sara	0 4/21-5/20/19	RVA INTERNET REIMBURSEMENT	75.00	99 E 800 358 221200 360	06/24/2019
158187	06/24/2019	Borchardt, Sara	0 7/21-8/20/18	RVA INTERNET REIMBURSEMENT	75.00	99 E 800 358 221200 360	06/24/2019
158187	06/24/2019	Borchardt, Sara	0 8/21-9/20/18	RVA INTERNET REIMBURSEMENT	75.00	99 E 800 358 221200 360	06/24/2019
158187	06/24/2019	Borchardt, Sara	0 9/21-10/10/18	RVA INTERNET REIMBURSEMENT	75.00	99 E 800 358 221200 360	06/24/2019
				Totals for Borchardt, Sara	675.00		
158188	06/24/2019	Boris, Maria	0 5/7-31/19	RVA INTERNET REIMBURSEMENT-PRORATED THROUGH GRADUATION DATE	53.25	99 E 800 358 221200 360	06/24/2019
				Totals for Boris, Maria	53.25		
158189	06/24/2019	Boumeester, Michael	0 1/4-2/3/19	RVA INTERNET REIMBURSEMENT	40.00	99 E 800 358 221200 360	06/24/2019
158189	06/24/2019	Boumeester, Michael	0 10/4-11/3/18	RVA INTERNET REIMBURSEMENT	40.00	99 E 800 358 221200 360	06/24/2019
158189	06/24/2019	Boumeester, Michael	0 11/4-12/3/18	RVA INTERNET REIMBURSEMENT	40.00	99 E 800 358 221200 360	06/24/2019
158189	06/24/2019	Boumeester, Michael	0 12/4/18-1/3/19	RVA INTERNET REIMBURSEMENT	40.00	99 E 800 358 221200 360	06/24/2019
158189	06/24/2019	Boumeester, Michael	0 2/4-3/3/19	RVA INTERNET REIMBURSEMENT	40.00	99 E 800 358 221200 360	06/24/2019
158189	06/24/2019	Boumeester, Michael	0 3/4-4/3/19	RVA INTERNET REIMBURSEMENT	40.00	99 E 800 358 221200 360	06/24/2019
158189	06/24/2019	Boumeester, Michael	0 4/4-5/3/19	RVA INTERNET REIMBURSEMENT	40.00	99 E 800 358 221200 360	06/24/2019
158189	06/24/2019	Boumeester, Michael	0 5/4-6/3/19	RVA INTERNET REIMBURSEMENT	40.00	99 E 800 358 221200 360	06/24/2019
158189	06/24/2019	Boumeester, Michael	0 6/4-7/3/19	RVA INTERNET REIMBURSEMENT	40.00	99 E 800 358 221200 360	06/24/2019
158189	06/24/2019	Boumeester, Michael	0 8/30-9/3/18	RVA INTERNET REIMBURSEMENT-PRORATED FROM DATE OF ENROLLMENT	6.45	99 E 800 358 221200 360	06/24/2019
158189	06/24/2019	Boumeester, Michael	0 9/4-10/3/18	RVA INTERNET REIMBURSEMENT	40.00	99 E 800 358 221200 360	06/24/2019
				Totals for Boumeester, Michael	406.45		
158190	06/24/2019	Bouton, Leah	0 1/4-2/3/19	RVA INTERNET REIMBURSEMENT	39.95	99 E 800 358 221200 360	06/24/2019
158190	06/24/2019	Bouton, Leah	0 2/4-3/3/19	RVA INTERNET REIMBURSEMENT	39.95	99 E 800 358 221200 360	06/24/2019
158190	06/24/2019	Bouton, Leah	0 3/4-4/3/19	RVA INTERNET REIMBURSEMENT	39.95	99 E 800 358 221200 360	06/24/2019

CHECK #	CHECK DATE	VENDOR	PO INVOICE #	DESCRIPTION	CHECK AMOUNT	ACCOUNT	POST DATE
			NUMBER			NUMBER	
158190	06/24/2019	Bouton, Leah	0 4/4-5/3/19	RVA INTERNET REIMBURSEMENT	39.95	99 E 800 358 221200 360	06/24/2019
158190	06/24/2019	Bouton, Leah	0 5/4-6/3/19	RVA INTERNET REIMBURSEMENT	39.95	99 E 800 358 221200 360	06/24/2019
				Totals for Bouton, Leah	199.75		
158191	06/24/2019	Brown, Kristyn	0 12/10/18-1/9/19	RVA INTERNET REIMBURSEMENT	64.20	99 E 800 358 221200 360	06/24/2019
158191	06/24/2019	Brown, Kristyn	0 6/10-7/9/19	RVA INTERNET REIMBURSEMENT	65.20	99 E 800 358 221200 360	06/24/2019
158191	06/24/2019	Brown, Kristyn	0 7/10-8/9/18	RVA INTERNET REIMBURSEMENT	39.95	99 E 800 358 221200 360	06/24/2019
158191	06/24/2019	Brown, Kristyn	0 8/10-9/9/18	RVA INTERNET REIMBURSEMENT	39.95	99 E 800 358 221200 360	06/24/2019
				Totals for Brown, Kristyn	209.30		
158192	06/24/2019	Brunner, Derek	0 4/23-5/22/19	RVA INTERNET REIMBURSEMENT	75.00	99 E 800 358 221200 360	06/24/2019
				Totals for Brunner, Derek	75.00		
158193	06/24/2019	Byrd, James	0 3/18-4/17/19	RVA INTERNET REIMBURSEMENT	29.99	99 E 800 358 221200 360	06/24/2019
158193	06/24/2019	Byrd, James	0 4/18-5/17/19	RVA INTERNET REIMBURSEMENT	29.99	99 E 800 358 221200 360	06/24/2019
158193	06/24/2019	Byrd, James	0 5/18-6/17/19	RVA INTERNET REIMBURSEMENT	29.99	99 E 800 358 221200 360	06/24/2019
				Totals for Byrd, James	89.97		
158194	06/24/2019	Carlson, Lacey	0 JUNE	RVA INTERNET REIMBURSEMENT	44.99	99 E 800 358 221200 360	06/24/2019
				Totals for Carlson, Lacey	44.99		
158195	06/24/2019	Cherney, Craig	0 9/28-30/18	RVA INTERNET REIMBURSEMENT-PRORATED FROM DATE OF ENROLLMENT	5.01	99 E 800 358 221200 360	06/24/2019
158195	06/24/2019	Cherney, Craig	0 APRIL	RVA INTERNET REIMBURSEMENT	49.99	99 E 800 358 221200 360	06/24/2019
158195	06/24/2019	Cherney, Craig	0 DECEMBER	RVA INTERNET REIMBURSEMENT	49.99	99 E 800 358 221200 360	06/24/2019
158195	06/24/2019	Cherney, Craig	0 FEBRUARY	RVA INTERNET REIMBURSEMENT	49.99	99 E 800 358 221200 360	06/24/2019
158195	06/24/2019	Cherney, Craig	0 JANUARY	RVA INTERNET REIMBURSEMENT	49.99	99 E 800 358 221200 360	06/24/2019
158195	06/24/2019	Cherney, Craig	0 JUNE	RVA INTERNET REIMBURSEMENT	49.99	99 E 800 358 221200 360	06/24/2019
158195	06/24/2019	Cherney, Craig	0 MARCH	RVA INTERNET REIMBURSEMENT	49.99	99 E 800 358 221200 360	06/24/2019
158195	06/24/2019	Cherney, Craig	0 MAY	RVA INTERNET REIMBURSEMENT	49.99	99 E 800 358 221200 360	06/24/2019
158195	06/24/2019	Cherney, Craig	0 NOVEMBER	RVA INTERNET REIMBURSEMENT	49.99	99 E 800 358 221200 360	06/24/2019
158195	06/24/2019	Cherney, Craig	0 OCTOBER	RVA INTERNET REIMBURSEMENT	49.99	99 E 800 358 221200 360	06/24/2019
				Totals for Cherney, Craig	454.92		
158196	06/24/2019	Colson, Bob	0 JUNE	RVA INTERNET REIMBURSEMENT	44.99	99 E 800 358 221200 360	06/24/2019
158196	06/24/2019	Colson, Bob	0 MAY	RVA INTERNET REIMBURSEMENT	44.99	99 E 800 358 221200 360	06/24/2019
				Totals for Colson, Bob	89.98		
158197	06/24/2019	Cota, Melissa	0 1/16-2/15/19	RVA INTERNET REIMBURSEMENT	29.99	99 E 800 358 221200 360	06/24/2019
158197	06/24/2019	Cota, Melissa	0 10/16-11/15/18	RVA INTERNET REIMBURSEMENT	29.99	99 E 800 358 221200 360	06/24/2019
158197	06/24/2019	Cota, Melissa	0 11/16-12/15/18	RVA INTERNET REIMBURSEMENT	29.99	99 E 800 358 221200 360	06/24/2019
158197	06/24/2019	Cota, Melissa	0 12/16/18-1/15/19	RVA INTERNET REIMBURSEMENT	29.99	99 E 800 358 221200 360	06/24/2019
158197	06/24/2019	Cota, Melissa	0 2/16-3/15/19	RVA INTERNET REIMBURSEMENT	29.99	99 E 800 358 221200 360	06/24/2019
158197	06/24/2019	Cota, Melissa	0 9/16-10/15/18	RVA INTERNET REIMBURSEMENT	29.99	99 E 800 358 221200 360	06/24/2019
				Totals for Cota, Melissa	179.94		

CHECK #	CHECK DATE	VENDOR	PO INVOICE #	DESCRIPTION	CHECK AMOUNT	ACCOUNT	POST DATE
			NUMBER			NUMBER	
158198	06/24/2019	Dickinsen, Sarah	0 5/2-6/1/19	RVA INTERNET REIMBURSEMENT	45.00	99 E 800 358 221200 360	06/24/2019
158198	06/24/2019	Dickinsen, Sarah	0 6/2-7/1/19	RVA INTERNET REIMBURSEMENT	45.00	99 E 800 358 221200 360	06/24/2019
				Totals for Dickinsen, Sarah	90.00		
158199	06/24/2019	Drews, Larry	0 2/21-3/20/19	RVA INTERNET REIMBURSEMENT	70.99	99 E 800 358 221200 360	06/24/2019
158199	06/24/2019	Drews, Larry	0 3/21-4/20/19	RVA INTERNET REIMBURSEMENT	70.99	99 E 800 358 221200 360	06/24/2019
158199	06/24/2019	Drews, Larry	0 4/21-5/20/19	RVA INTERNET REIMBURSEMENT	70.99	99 E 800 358 221200 360	06/24/2019
158199	06/24/2019	Drews, Larry	0 5/21-6/20/19	RVA INTERNET REIMBURSEMENT	70.99	99 E 800 358 221200 360	06/24/2019
				Totals for Drews, Larry	283.96		
158200	06/24/2019	Drexler, Cara	0 1/30-2/28/19	RVA INTERNET REIMBURSEMENT	59.99	99 E 800 358 221200 360	06/24/2019
158200	06/24/2019	Drexler, Cara	0 10/30-11/29/18	RVA INTERNET REIMBURSEMENT	54.99	99 E 800 358 221200 360	06/24/2019
158200	06/24/2019	Drexler, Cara	0 11/30-12/29/18	RVA INTERNET REIMBURSEMENT	59.99	99 E 800 358 221200 360	06/24/2019
158200	06/24/2019	Drexler, Cara	0 12/30/18-1/29/19	RVA INTERNET REIMBURSEMENT	59.99	99 E 800 358 221200 360	06/24/2019
158200	06/24/2019	Drexler, Cara	0 3/1-29/19	RVA INTERNET REIMBURSEMENT	59.99	99 E 800 358 221200 360	06/24/2019
158200	06/24/2019	Drexler, Cara	0 3/30-4/29/19	RVA INTERNET REIMBURSEMENT	59.99	99 E 800 358 221200 360	06/24/2019
158200	06/24/2019	Drexler, Cara	0 4/30-5/29/19	RVA INTERNET REIMBURSEMENT	59.99	99 E 800 358 221200 360	06/24/2019
158200	06/24/2019	Drexler, Cara	0 7/30-8/29/18	RVA INTERNET REIMBURSEMENT	54.99	99 E 800 358 221200 360	06/24/2019
158200	06/24/2019	Drexler, Cara	0 8/30-9/29/18	RVA INTERNET REIMBURSEMENT	54.99	99 E 800 358 221200 360	06/24/2019
158200	06/24/2019	Drexler, Cara	0 9/30-10/29/18	RVA INTERNET REIMBURSEMENT	54.99	99 E 800 358 221200 360	06/24/2019
				Totals for Drexler, Cara	579.90		
158201	06/24/2019	Drexler, Jody	0 JUNE	RVA INTERNET REIMBURSEMENT	64.99	99 E 800 358 221200 360	06/24/2019
				Totals for Drexler, Jody	64.99		
158202	06/24/2019	Fernandez-Wagner, Lydia	0 5/26-6/25/19	RVA INTERNET REIMBURSEMENT	54.99	99 E 800 358 221200 360	06/24/2019
				Totals for Fernandez-Wagner, Lydia	54.99		
158204	06/24/2019	Fisher, Jennifer	0 1/15-2/14/19	RVA INTERNET REIMBURSEMENT	70.99	99 E 800 358 221200 360	06/24/2019
158204	06/24/2019	Fisher, Jennifer	0 10/15-11/14/18	RVA INTERNET REIMBURSEMENT	69.99	99 E 800 358 221200 360	06/24/2019
158204	06/24/2019	Fisher, Jennifer	0 11/15-12/14/18	RVA INTERNET REIMBURSEMENT	70.99	99 E 800 358 221200 360	06/24/2019
158204	06/24/2019	Fisher, Jennifer	0 12/15/18-1/14/19	RVA INTERNET REIMBURSEMENT	70.99	99 E 800 358 221200 360	06/24/2019
158204	06/24/2019	Fisher, Jennifer	0 2/15-3/14/19	RVA INTERNET REIMBURSEMENT	70.99	99 E 800 358 221200 360	06/24/2019
158204	06/24/2019	Fisher, Jennifer	0 3/15-4/14/19	RVA INTERNET REIMBURSEMENT	70.99	99 E 800 358 221200 360	06/24/2019
158204	06/24/2019	Fisher, Jennifer	0 4/15-5/14/19	RVA INTERNET REIMBURSEMENT	70.99	99 E 800 358 221200 360	06/24/2019
158204	06/24/2019	Fisher, Jennifer	0 5/15-6/14/19	RVA INTERNET REIMBURSEMENT	70.99	99 E 800 358 221200 360	06/24/2019
158204	06/24/2019	Fisher, Jennifer	0 7/1-14/18	RVA INTERNET	32.66	99 E 800 358 221200 360	06/24/2019
				REIMBURSEMENT-PRORATED FROM BEGINNING OF DISTRICT'S FISCAL YEAR			
158204	06/24/2019	Fisher, Jennifer	0 7/15-8/14/18	RVA INTERNET REIMBURSEMENT	69.99	99 E 800 358 221200 360	06/24/2019
158204	06/24/2019	Fisher, Jennifer	0 8/15-9/14/18	RVA INTERNET REIMBURSEMENT	69.99	99 E 800 358 221200 360	06/24/2019
158204	06/24/2019	Fisher, Jennifer	0 9/15-10/14/18	RVA INTERNET REIMBURSEMENT	69.99	99 E 800 358 221200 360	06/24/2019
				Totals for Fisher, Jennifer	809.55		

CHECK #	CHECK DATE	VENDOR	PO INVOICE #	DESCRIPTION	CHECK AMOUNT	ACCOUNT	POST DATE
			NUMBER			NUMBER	
158205	06/24/2019	Fristed, Wesley	0 5/10-6/9/19	RVA INTERNET REIMBURSEMENT	65.99	99 E 800 358 221200 360	06/24/2019
				Totals for Fristed, Wesley	65.99		
158206	06/24/2019	Gibson, Robert	0 6/2-7/1/19	RVA INTERNET REIMBURSEMENT	65.99	99 E 800 358 221200 360	06/24/2019
				Totals for Gibson, Robert	65.99		
158207	06/24/2019	Gilbert, Grayson	0 6/3-7/2/19	RVA INTERNET REIMBURSEMENT	65.99	99 E 800 358 221200 360	06/24/2019
				Totals for Gilbert, Grayson	65.99		
158208	06/24/2019	Gilmour, Joshua	0 6/5-7/4/19	RVA INTERNET REIMBURSEMENT	65.99	99 E 800 358 221200 360	06/24/2019
				Totals for Gilmour, Joshua	65.99		
158209	06/24/2019	Gnewuch, Tena	0 5/13-6/12/19	RVA INTERNET REIMBURSEMENT	51.38	99 E 800 358 221200 360	06/24/2019
				Totals for Gnewuch, Tena	51.38		
158210	06/24/2019	Guthery, Rebekah	0 5/11-6/10/19	RVA INTERNET REIMBURSEMENT	50.00	99 E 800 358 221200 360	06/24/2019
				Totals for Guthery, Rebekah	50.00		
158211	06/24/2019	Guzman, Matthew	0 MARCH	RVA INTERNET REIMBURSEMENT	47.69	99 E 800 358 221200 360	06/24/2019
				Totals for Guzman, Matthew	47.69		
158212	06/24/2019	Hamland, Landon	0 2/10-3/9/19	RVA INTERNET REIMBURSEMENT	40.25	99 E 800 358 221200 360	06/24/2019
158212	06/24/2019	Hamland, Landon	0 3/10-4/9/19	RVA INTERNET REIMBURSEMENT	40.25	99 E 800 358 221200 360	06/24/2019
158212	06/24/2019	Hamland, Landon	0 4/10-5/9/19	RVA INTERNET REIMBURSEMENT	40.25	99 E 800 358 221200 360	06/24/2019
158212	06/24/2019	Hamland, Landon	0 5/10-6/9/19	RVA INTERNET REIMBURSEMENT	40.25	99 E 800 358 221200 360	06/24/2019
158212	06/24/2019	Hamland, Landon	0 6/10-7/9/19	RVA INTERNET REIMBURSEMENT	40.25	99 E 800 358 221200 360	06/24/2019
				Totals for Hamland, Landon	201.25		
158213	06/24/2019	Herres, Kelly	0 APRIL	RVA INTERNET REIMBURSEMENT	39.95	99 E 800 358 221200 360	06/24/2019
158213	06/24/2019	Herres, Kelly	0 DECEMBER	RVA INTERNET REIMBURSEMENT	39.95	99 E 800 358 221200 360	06/24/2019
158213	06/24/2019	Herres, Kelly	0 FEBRUARY	RVA INTERNET REIMBURSEMENT	39.95	99 E 800 358 221200 360	06/24/2019
158213	06/24/2019	Herres, Kelly	0 JANUARY	RVA INTERNET REIMBURSEMENT	39.95	99 E 800 358 221200 360	06/24/2019
158213	06/24/2019	Herres, Kelly	0 JUNE	RVA INTERNET REIMBURSEMENT	39.95	99 E 800 358 221200 360	06/24/2019
158213	06/24/2019	Herres, Kelly	0 MARCH	RVA INTERNET REIMBURSEMENT	39.95	99 E 800 358 221200 360	06/24/2019
158213	06/24/2019	Herres, Kelly	0 MAY	RVA INTERNET REIMBURSEMENT	39.95	99 E 800 358 221200 360	06/24/2019
158213	06/24/2019	Herres, Kelly	0 NOVEMBER	RVA INTERNET REIMBURSEMENT	39.95	99 E 800 358 221200 360	06/24/2019
158213	06/24/2019	Herres, Kelly	0 OCTOBER	RVA INTERNET REIMBURSEMENT	39.95	99 E 800 358 221200 360	06/24/2019
158213	06/24/2019	Herres, Kelly	0 SEPTEMBER	RVA INTERNET REIMBURSEMENT	39.95	99 E 800 358 221200 360	06/24/2019
				Totals for Herres, Kelly	399.50		
158214	06/24/2019	Howard, Christine	0 6/2-7/1/19	RVA INTERNET REIMBURSEMENT	70.99	99 E 800 358 221200 360	06/24/2019
158214	06/24/2019	Howard, Christine	0 8/17-9/1/18	RVA INTERNET REIMBURSEMENT-PRORATED FROM DATE OF ENROLLMENT	36.16	99 E 800 358 221200 360	06/24/2019
158214	06/24/2019	Howard, Christine	0 9/2-10/1/18	RVA INTERNET REIMBURSEMENT	69.99	99 E 800 358 221200 360	06/24/2019
				Totals for Howard, Christine	177.14		
158216	06/24/2019	Huston, Carla	0 1/16-2/15/19	RVA INTERNET REIMBURSEMENT	65.99	99 E 800 358 221200 360	06/24/2019
158216	06/24/2019	Huston, Carla	0 10/16-11/15/18	RVA INTERNET REIMBURSEMENT	64.99	99 E 800 358 221200 360	06/24/2019

CHECK #	CHECK DATE	VENDOR	PO INVOICE #	DESCRIPTION	CHECK AMOUNT	ACCOUNT	POST DATE
			NUMBER			NUMBER	
158216	06/24/2019	Huston, Carla	0 11/16-12/15/18	RVA INTERNET REIMBURSEMENT	65.99	99 E 800 358 221200 360	06/24/2019
158216	06/24/2019	Huston, Carla	0 12/16/18-1/15/19	RVA INTERNET REIMBURSEMENT	65.99	99 E 800 358 221200 360	06/24/2019
158216	06/24/2019	Huston, Carla	0 3/16-4/15/19	RVA INTERNET REIMBURSEMENT	65.99	99 E 800 358 221200 360	06/24/2019
158216	06/24/2019	Huston, Carla	0 4/16-5/15/19	RVA INTERNET REIMBURSEMENT	65.99	99 E 800 358 221200 360	06/24/2019
158216	06/24/2019	Huston, Carla	0 5/16-6/15/19	RVA INTERNET REIMBURSEMENT	65.99	99 E 800 358 221200 360	06/24/2019
158216	06/24/2019	Huston, Carla	0 7/1-15/18	RVA INTERNET REIMBURSEMENT-PRORATED FROM BEGINNING OF DISTRICT'S FISCAL YEAR	32.55	99 E 800 358 221200 360	06/24/2019
158216	06/24/2019	Huston, Carla	0 7/16-8/15/18	RVA INTERNET REIMBURSEMENT	64.99	99 E 800 358 221200 360	06/24/2019
158216	06/24/2019	Huston, Carla	0 8/16-9/15/18	RVA INTERNET REIMBURSEMENT	64.99	99 E 800 358 221200 360	06/24/2019
158216	06/24/2019	Huston, Carla	0 9/16-10/15/18	RVA INTERNET REIMBURSEMENT	64.99	99 E 800 358 221200 360	06/24/2019
Totals for Huston, Carla					688.45		
158217	06/24/2019	Ivey, Scott	0 1/4-2/3/19	RVA INTERNET REIMBURSEMENT	35.20	99 E 800 358 221200 360	06/24/2019
158217	06/24/2019	Ivey, Scott	0 2/4-3/3/19	RVA INTERNET REIMBURSEMENT	35.20	99 E 800 358 221200 360	06/24/2019
158217	06/24/2019	Ivey, Scott	0 3/4-4/3/19	RVA INTERNET REIMBURSEMENT	35.20	99 E 800 358 221200 360	06/24/2019
158217	06/24/2019	Ivey, Scott	0 4/4-5/3/19	RVA INTERNET REIMBURSEMENT	35.20	99 E 800 358 221200 360	06/24/2019
158217	06/24/2019	Ivey, Scott	0 6/4-7/3/19	RVA INTERNET REIMBURSEMENT	35.20	99 E 800 358 221200 360	06/24/2019
158217	06/24/2019	Ivey, Scott	0 7/1-3/18	RVA INTERNET REIMBURSEMENT-PRORATED FROM BEGINNING OF DISTRICT'S FISCAL YEAR	3.42	99 E 800 358 221200 360	06/24/2019
158217	06/24/2019	Ivey, Scott	0 7/4-8/3/18	RVA INTERNET REIMBURSEMENT	34.20	99 E 800 358 221200 360	06/24/2019
158217	06/24/2019	Ivey, Scott	0 8/4-9/3/18	RVA INTERNET REIMBURSEMENT	34.20	99 E 800 358 221200 360	06/24/2019
Totals for Ivey, Scott					247.82		
158218	06/24/2019	Jones, Sandra	0 1/4-2/3/19	RVA INTERNET REIMBURSEMENT	21.12	99 E 800 358 221200 360	06/24/2019
158218	06/24/2019	Jones, Sandra	0 11/4-12/3/18	RVA INTERNET REIMBURSEMENT	21.12	99 E 800 358 221200 360	06/24/2019
158218	06/24/2019	Jones, Sandra	0 12/4/18-1/3/19	RVA INTERNET REIMBURSEMENT	21.12	99 E 800 358 221200 360	06/24/2019
158218	06/24/2019	Jones, Sandra	0 2/4-3/3/19	RVA INTERNET REIMBURSEMENT	21.12	99 E 800 358 221200 360	06/24/2019
158218	06/24/2019	Jones, Sandra	0 3/4-4/3/19	RVA INTERNET REIMBURSEMENT	21.12	99 E 800 358 221200 360	06/24/2019
158218	06/24/2019	Jones, Sandra	0 4/4-5/3/19	RVA INTERNET REIMBURSEMENT	21.12	99 E 800 358 221200 360	06/24/2019
158218	06/24/2019	Jones, Sandra	0 5/4-6/3/19	RVA INTERNET REIMBURSEMENT	21.12	99 E 800 358 221200 360	06/24/2019
Totals for Jones, Sandra					147.84		
158219	06/24/2019	Kimmet, Kimberly	0 1/28-2/27/19	RVA INTERNET REIMBURSEMENT	40.25	99 E 800 358 221200 360	06/24/2019
158219	06/24/2019	Kimmet, Kimberly	0 10/28-11/27/18	RVA INTERNET REIMBURSEMENT	39.25	99 E 800 358 221200 360	06/24/2019
158219	06/24/2019	Kimmet, Kimberly	0 11/28-12/27/18	RVA INTERNET REIMBURSEMENT	39.25	99 E 800 358 221200 360	06/24/2019
158219	06/24/2019	Kimmet, Kimberly	0 12/28/18-1/27/19	RVA INTERNET REIMBURSEMENT	39.25	99 E 800 358 221200 360	06/24/2019
158219	06/24/2019	Kimmet, Kimberly	0 2/28-3/27/19	RVA INTERNET REIMBURSEMENT	40.25	99 E 800 358 221200 360	06/24/2019
158219	06/24/2019	Kimmet, Kimberly	0 3/28-4/27/19	RVA INTERNET REIMBURSEMENT	40.25	99 E 800 358 221200 360	06/24/2019

CHECK #	CHECK DATE	VENDOR	PO INVOICE #	DESCRIPTION	CHECK AMOUNT	ACCOUNT	POST DATE
			NUMBER			NUMBER	
158219	06/24/2019	Kimmet, Kimberly	0 4/28-5/27/19	RVA INTERNET REIMBURSEMENT	40.25	99 E 800 358 221200 360	06/24/2019
158219	06/24/2019	Kimmet, Kimberly	0 8/28-9/27/18	RVA INTERNET REIMBURSEMENT	39.25	99 E 800 358 221200 360	06/24/2019
158219	06/24/2019	Kimmet, Kimberly	0 9/28-10/27/18	RVA INTERNET REIMBURSEMENT	39.25	99 E 800 358 221200 360	06/24/2019
				Totals for Kimmet, Kimberly	357.25		
158220	06/24/2019	Koopman, Jessica	0 7/18-8/17/18	RVA INTERNET REIMBURSEMENT	34.99	99 E 800 358 221200 360	06/24/2019
158220	06/24/2019	Koopman, Jessica	0 8/18-9/17/18	RVA INTERNET REIMBURSEMENT	34.99	99 E 800 358 221200 360	06/24/2019
				Totals for Koopman, Jessica	69.98		
158221	06/24/2019	Kopp, Steve	0 1/4-2/3/19	RVA INTERNET REIMBURSEMENT	64.99	99 E 800 358 221200 360	06/24/2019
158221	06/24/2019	Kopp, Steve	0 11/4-12/3/18	RVA INTERNET REIMBURSEMENT	64.99	99 E 800 358 221200 360	06/24/2019
158221	06/24/2019	Kopp, Steve	0 12/4/18-1/3/19	RVA INTERNET REIMBURSEMENT	64.99	99 E 800 358 221200 360	06/24/2019
158221	06/24/2019	Kopp, Steve	0 2/4-3/3/19	RVA INTERNET REIMBURSEMENT	64.99	99 E 800 358 221200 360	06/24/2019
158221	06/24/2019	Kopp, Steve	0 3/4-4/3/19	RVA INTERNET REIMBURSEMENT	64.99	99 E 800 358 221200 360	06/24/2019
158221	06/24/2019	Kopp, Steve	0 4/4-5/3/19	RVA INTERNET REIMBURSEMENT	64.99	99 E 800 358 221200 360	06/24/2019
158221	06/24/2019	Kopp, Steve	0 7/4-8/3/18	RVA INTERNET REIMBURSEMENT	64.99	99 E 800 358 221200 360	06/24/2019
				Totals for Kopp, Steve	454.93		
158222	06/24/2019	Kraus, Patrick	0 5/68-6/27/19	RVA INTERNET REIMBURSEMENT	40.25	99 E 800 358 221200 360	06/24/2019
				Totals for Kraus, Patrick	40.25		
158223	06/24/2019	Kroeplin, T.	0 2/22-3/21/19	RVA INTERNET REIMBURSEMENT	59.99	99 E 800 358 221200 360	06/24/2019
158223	06/24/2019	Kroeplin, T.	0 3/22-4/21/19	RVA INTERNET REIMBURSEMENT	59.99	99 E 800 358 221200 360	06/24/2019
158223	06/24/2019	Kroeplin, T.	0 4/22-5/21/19	RVA INTERNET REIMBURSEMENT	59.99	99 E 800 358 221200 360	06/24/2019
158223	06/24/2019	Kroeplin, T.	0 5/22-6/21/19	RVA INTERNET REIMBURSEMENT	59.99	99 E 800 358 221200 360	06/24/2019
				Totals for Kroeplin, T.	239.96		
158224	06/24/2019	Kruthoff, Phillip	0 1/11-2/10/19	RVA INTERNET REIMBURSEMENT	70.99	99 E 800 358 221200 360	06/24/2019
158224	06/24/2019	Kruthoff, Phillip	0 10/11-11/10/18	RVA INTERNET REIMBURSEMENT	69.99	99 E 800 358 221200 360	06/24/2019
158224	06/24/2019	Kruthoff, Phillip	0 11/11-12/10/18	RVA INTERNET REIMBURSEMENT	69.99	99 E 800 358 221200 360	06/24/2019
158224	06/24/2019	Kruthoff, Phillip	0 12/11/18-1/10/19	RVA INTERNET REIMBURSEMENT	70.99	99 E 800 358 221200 360	06/24/2019
158224	06/24/2019	Kruthoff, Phillip	0 2/11-3/10/19	RVA INTERNET REIMBURSEMENT	70.99	99 E 800 358 221200 360	06/24/2019
158224	06/24/2019	Kruthoff, Phillip	0 3/11-4/10/19	RVA INTERNET REIMBURSEMENT	70.99	99 E 800 358 221200 360	06/24/2019
158224	06/24/2019	Kruthoff, Phillip	0 4/11-5/10/19	RVA INTERNET REIMBURSEMENT	70.99	99 E 800 358 221200 360	06/24/2019
158224	06/24/2019	Kruthoff, Phillip	0 5/11-6/10/19	RVA INTERNET REIMBURSEMENT	70.99	99 E 800 358 221200 360	06/24/2019
158224	06/24/2019	Kruthoff, Phillip	0 9/11-10/10/18	RVA INTERNET REIMBURSEMENT	69.99	99 E 800 358 221200 360	06/24/2019
				Totals for Kruthoff, Phillip	635.91		
158225	06/24/2019	Lavin-Davis, Michelle	0 5/24-31/19	RVA INTERNET REIMBURSEMENT-PRORATED THROUGH DATE OF GRADUATION	15.52	99 E 800 358 221200 360	06/24/2019
				Totals for Lavin-Davis, Michelle	15.52		
158226	06/24/2019	Mabry, John	0 5/19-6/18/19	RVA INTERNET REIMBURSEMENT	64.99	99 E 800 358 221200 360	06/24/2019
				Totals for Mabry, John	64.99		
158227	06/24/2019	Machak, Gina	0 1/4-2/3/19	RVA INTERNET REIMBURSEMENT	29.95	99 E 800 358 221200 360	06/24/2019

CHECK #	CHECK DATE	VENDOR	PO INVOICE #	DESCRIPTION	CHECK AMOUNT	ACCOUNT	POST DATE
			NUMBER			NUMBER	
158227	06/24/2019	Machak, Gina	0 10/4-11/3/18	RVA INTERNET REIMBURSEMENT	29.95	99 E 800 358 221200 360	06/24/2019
158227	06/24/2019	Machak, Gina	0 11/4-12/3/18	RVA INTERNET REIMBURSEMENT	29.95	99 E 800 358 221200 360	06/24/2019
158227	06/24/2019	Machak, Gina	0 12/4/18-1/3/19	RVA INTERNET REIMBURSEMENT	29.95	99 E 800 358 221200 360	06/24/2019
158227	06/24/2019	Machak, Gina	0 2/4-3/3/19	RVA INTERNET REIMBURSEMENT	29.95	99 E 800 358 221200 360	06/24/2019
158227	06/24/2019	Machak, Gina	0 3/4-4/3/19	RVA INTERNET REIMBURSEMENT	29.95	99 E 800 358 221200 360	06/24/2019
158227	06/24/2019	Machak, Gina	0 4/4-5/3/19	RVA INTERNET REIMBURSEMENT	29.95	99 E 800 358 221200 360	06/24/2019
158227	06/24/2019	Machak, Gina	0 5/4-6/3/19	RVA INTERNET REIMBURSEMENT	29.95	99 E 800 358 221200 360	06/24/2019
158227	06/24/2019	Machak, Gina	0 6/4-7/3/19	RVA INTERNET REIMBURSEMENT	29.95	99 E 800 358 221200 360	06/24/2019
158227	06/24/2019	Machak, Gina	0 7/4-8/3/18	RVA INTERNET REIMBURSEMENT	29.95	99 E 800 358 221200 360	06/24/2019
158227	06/24/2019	Machak, Gina	0 8/4-9/3/18	RVA INTERNET REIMBURSEMENT	29.95	99 E 800 358 221200 360	06/24/2019
				Totals for Machak, Gina	329.45		
158228	06/24/2019	Maki, Mark	0 6/1-7/1/19	RVA INTERNET REIMBURSEMENT	48.95	99 E 800 358 221200 360	06/24/2019
				Totals for Maki, Mark	48.95		
158229	06/24/2019	Martinez, Christopher	0 4/3-5/2/19	RVA INTERNET REIMBURSEMENT	54.99	99 E 800 358 221200 360	06/24/2019
				Totals for Martinez, Christopher	54.99		
158230	06/24/2019	Miller, Duane	0 JUNE	RVA INTERNET REIMBURSEMENT	75.00	99 E 800 358 221200 360	06/24/2019
				Totals for Miller, Duane	75.00		
158231	06/24/2019	Moldenhauer, Tracie	0 JUNE	RVA INTERNET REIMBURSEMENT	74.99	99 E 800 358 221200 360	06/24/2019
				Totals for Moldenhauer, Tracie	74.99		
158232	06/24/2019	Moore, Marianne	0 JUNE	RVA INTERNET REIMBURSEMENT	69.00	99 E 800 358 221200 360	06/24/2019
				Totals for Moore, Marianne	69.00		
158233	06/24/2019	Neumann, Joshua	0 8/14-9/13/18	RVA INTERNET REIMBURSEMENT	49.99	99 E 800 358 221200 360	06/24/2019
				Totals for Neumann, Joshua	49.99		
158234	06/24/2019	Newsome, Charles	0 1/18-2/17/19	RVA INTERNET REIMBURSEMENT	64.99	99 E 800 358 221200 360	06/24/2019
158234	06/24/2019	Newsome, Charles	0 10/18-11/17/18	RVA INTERNET REIMBURSEMENT	59.99	99 E 800 358 221200 360	06/24/2019
158234	06/24/2019	Newsome, Charles	0 11/18-12/17/18	RVA INTERNET REIMBURSEMENT	64.99	99 E 800 358 221200 360	06/24/2019
158234	06/24/2019	Newsome, Charles	0 12/18/18-1/17/19	RVA INTERNET REIMBURSEMENT	64.99	99 E 800 358 221200 360	06/24/2019
158234	06/24/2019	Newsome, Charles	0 2/18-3/17/19	RVA INTERNET REIMBURSEMENT	64.99	99 E 800 358 221200 360	06/24/2019
158234	06/24/2019	Newsome, Charles	0 3/18-4/17/19	RVA INTERNET REIMBURSEMENT	64.99	99 E 800 358 221200 360	06/24/2019
158234	06/24/2019	Newsome, Charles	0 4/18-5/17/19	RVA INTERNET REIMBURSEMENT	64.99	99 E 800 358 221200 360	06/24/2019
158234	06/24/2019	Newsome, Charles	0 5/18-6/17/19	RVA INTERNET REIMBURSEMENT	64.99	99 E 800 358 221200 360	06/24/2019
158234	06/24/2019	Newsome, Charles	0 7/18-8/17/18	RVA INTERNET REIMBURSEMENT	59.99	99 E 800 358 221200 360	06/24/2019
158234	06/24/2019	Newsome, Charles	0 8/18-9/17/18	RVA INTERNET REIMBURSEMENT	59.99	99 E 800 358 221200 360	06/24/2019
158234	06/24/2019	Newsome, Charles	0 9/18-10/17/18	RVA INTERNET REIMBURSEMENT	59.99	99 E 800 358 221200 360	06/24/2019
				Totals for Newsome, Charles	694.89		
158235	06/24/2019	Nickels, Steve	0 JUNE	RVA INTERNET REIMBURSEMENT	75.00	99 E 800 358 221200 360	06/24/2019
158235	06/24/2019	Nickels, Steve	0 MAY	RVA INTERNET REIMBURSEMENT	75.00	99 E 800 358 221200 360	06/24/2019
				Totals for Nickels, Steve	150.00		
158236	06/24/2019	Nikolay, Ben	0 AUGUST	RVA INTERNET REIMBURSEMENT	39.95	99 E 800 358 221200 360	06/24/2019

CHECK #	CHECK DATE	VENDOR	PO INVOICE #	DESCRIPTION	CHECK AMOUNT	ACCOUNT	POST DATE
			NUMBER			NUMBER	
158236	06/24/2019	Nikolay, Ben	0 JULY	RVA INTERNET REIMBURSEMENT	39.95	99 E 800 358 221200 360	06/24/2019
				Totals for Nikolay, Ben	79.90		
158237	06/24/2019	Nikolaus, Charlone	0 5/12-6/11/19	RVA INTERNET REIMBURSEMENT	65.00	99 E 800 358 221200 360	06/24/2019
				Totals for Nikolaus, Charlone	65.00		
158238	06/24/2019	Norton, Phillip	0 8/17-31/18	RVA INTERNET REIMBURSEMENT-PRORATED FROM DATE OF ENROLLMENT	29.10	99 E 800 358 221200 360	06/24/2019
158238	06/24/2019	Norton, Phillip	0 MAY	RVA INTERNET REIMBURSEMENT	64.99	99 E 800 358 221200 360	06/24/2019
158238	06/24/2019	Norton, Phillip	0 SEPTEMBER	RVA INTERNET REIMBURSEMENT	59.99	99 E 800 358 221200 360	06/24/2019
				Totals for Norton, Phillip	154.08		
158239	06/24/2019	Parker, Sam	0 8/4-9/3/18	RVA INTERNET REIMBURSEMENT	39.99	99 E 800 358 221200 360	06/24/2019
158239	06/24/2019	Parker, Sam	0 9/4-10/3/18	RVA INTERNET REIMBURSEMENT	39.99	99 E 800 358 221200 360	06/24/2019
				Totals for Parker, Sam	79.98		
158240	06/24/2019	Pippenger, Karl	0 APRIL	RVA INTERNET REIMBURSEMENT	69.95	99 E 800 358 221200 360	06/24/2019
158240	06/24/2019	Pippenger, Karl	0 AUGUST	RVA INTERNET REIMBURSEMENT	69.95	99 E 800 358 221200 360	06/24/2019
158240	06/24/2019	Pippenger, Karl	0 DECEMBER	RVA INTERNET REIMBURSEMENT	69.95	99 E 800 358 221200 360	06/24/2019
158240	06/24/2019	Pippenger, Karl	0 FEBRUARY	RVA INTERNET REIMBURSEMENT	69.95	99 E 800 358 221200 360	06/24/2019
158240	06/24/2019	Pippenger, Karl	0 JANUARY	RVA INTERNET REIMBURSEMENT	69.95	99 E 800 358 221200 360	06/24/2019
158240	06/24/2019	Pippenger, Karl	0 JUNE	RVA INTERNET REIMBURSEMENT	69.95	99 E 800 358 221200 360	06/24/2019
158240	06/24/2019	Pippenger, Karl	0 MARCH	RVA INTERNET REIMBURSEMENT	69.95	99 E 800 358 221200 360	06/24/2019
158240	06/24/2019	Pippenger, Karl	0 MAY	RVA INTERNET REIMBURSEMENT	69.95	99 E 800 358 221200 360	06/24/2019
158240	06/24/2019	Pippenger, Karl	0 NOVEMBER	RVA INTERNET REIMBURSEMENT	69.95	99 E 800 358 221200 360	06/24/2019
158240	06/24/2019	Pippenger, Karl	0 OCTOBER	RVA INTERNET REIMBURSEMENT	69.95	99 E 800 358 221200 360	06/24/2019
158240	06/24/2019	Pippenger, Karl	0 SEPTEMBER	RVA INTERNET REIMBURSEMENT	69.95	99 E 800 358 221200 360	06/24/2019
				Totals for Pippenger, Karl	769.45		
158241	06/24/2019	Prindiville, Christopher	0 5/19-6/18/19	RVA INTERNET REIMBURSEMENT	65.99	99 E 800 358 221200 360	06/24/2019
				Totals for Prindiville, Christopher	65.99		
158242	06/24/2019	Prodzinski, Jeffrey	0 6/3-7/2/19	RVA INTERNET REIMBURSEMENT	65.99	99 E 800 358 221200 360	06/24/2019
				Totals for Prodzinski, Jeffrey	65.99		
158243	06/24/2019	Prusinski, Jerry	0 JUNE	RVA INTERNET REIMBURSEMENT	64.99	99 E 800 358 221200 360	06/24/2019
				Totals for Prusinski, Jerry	64.99		
158244	06/24/2019	Quinnell Peterson, Michelle	0 JUNE	RVA INTERNET REIMBURSEMENT	64.99	99 E 800 358 221200 360	06/24/2019
158244	06/24/2019	Quinnell Peterson, Michelle	0 MAY	RVA INTERNET REIMBURSEMENT	64.99	99 E 800 358 221200 360	06/24/2019
				Totals for Quinnell Peterson, Michelle	129.98		
158245	06/24/2019	Rakowski, Jon	0 1/12-2/11/19	RVA INTERNET REIMBURSEMENT	56.95	99 E 800 358 221200 360	06/24/2019
158245	06/24/2019	Rakowski, Jon	0 10/12-11/11/18	RVA INTERNET REIMBURSEMENT	56.95	99 E 800 358 221200 360	06/24/2019
158245	06/24/2019	Rakowski, Jon	0 11/12-12/11/18	RVA INTERNET REIMBURSEMENT	56.95	99 E 800 358 221200 360	06/24/2019
158245	06/24/2019	Rakowski, Jon	0 12/12/18-1/11/19	RVA INTERNET REIMBURSEMENT	56.95	99 E 800 358 221200 360	06/24/2019
158245	06/24/2019	Rakowski, Jon	0 2/12-3/11/19	RVA INTERNET REIMBURSEMENT	56.95	99 E 800 358 221200 360	06/24/2019

CHECK #	CHECK DATE	VENDOR	PO INVOICE #	DESCRIPTION	CHECK AMOUNT	ACCOUNT	POST DATE
			NUMBER			NUMBER	
158245	06/24/2019	Rakowski, Jon	0 3/12-4/11/19	RVA INTERNET REIMBURSEMENT	56.95	99 E 800 358 221200 360	06/24/2019
158245	06/24/2019	Rakowski, Jon	0 4/12-5/11/19	RVA INTERNET REIMBURSEMENT	56.95	99 E 800 358 221200 360	06/24/2019
158245	06/24/2019	Rakowski, Jon	0 5/12-6/11/19	RVA INTERNET REIMBURSEMENT	56.95	99 E 800 358 221200 360	06/24/2019
158245	06/24/2019	Rakowski, Jon	0 7/12-8/11/18	RVA INTERNET REIMBURSEMENT	56.95	99 E 800 358 221200 360	06/24/2019
158245	06/24/2019	Rakowski, Jon	0 8/12-9/11/18	RVA INTERNET REIMBURSEMENT	56.95	99 E 800 358 221200 360	06/24/2019
158245	06/24/2019	Rakowski, Jon	0 9/12-10/11/18	RVA INTERNET REIMBURSEMENT	56.95	99 E 800 358 221200 360	06/24/2019
				Totals for Rakowski, Jon	626.45		
158246	06/24/2019	Rattle, Marie	0 AUGUST	RVA INTERNET REIMBURSEMENT	74.99	99 E 800 358 221200 360	06/24/2019
158246	06/24/2019	Rattle, Marie	0 JULY	RVA INTERNET REIMBURSEMENT	74.99	99 E 800 358 221200 360	06/24/2019
158246	06/24/2019	Rattle, Marie	0 JUNE	RVA INTERNET REIMBURSEMENT	74.99	99 E 800 358 221200 360	06/24/2019
				Totals for Rattle, Marie	224.97		
158247	06/24/2019	Raub, Carina	0 9/28-10/31/18	RVA INTERNET REIMBURSEMENT	65.95	99 E 800 358 221200 360	06/24/2019
158247	06/24/2019	Raub, Carina	0 APRIL	RVA INTERNET REIMBURSEMENT	59.95	99 E 800 358 221200 360	06/24/2019
158247	06/24/2019	Raub, Carina	0 DECEMBER	RVA INTERNET REIMBURSEMENT	59.95	99 E 800 358 221200 360	06/24/2019
158247	06/24/2019	Raub, Carina	0 FEBRUARY	RVA INTERNET REIMBURSEMENT	59.95	99 E 800 358 221200 360	06/24/2019
158247	06/24/2019	Raub, Carina	0 JANUARY	RVA INTERNET REIMBURSEMENT	59.95	99 E 800 358 221200 360	06/24/2019
158247	06/24/2019	Raub, Carina	0 MARCH	RVA INTERNET REIMBURSEMENT	59.95	99 E 800 358 221200 360	06/24/2019
158247	06/24/2019	Raub, Carina	0 MAY	RVA INTERNET REIMBURSEMENT	59.95	99 E 800 358 221200 360	06/24/2019
158247	06/24/2019	Raub, Carina	0 NOVEMBER	RVA INTERNET REIMBURSEMENT	59.95	99 E 800 358 221200 360	06/24/2019
				Totals for Raub, Carina	485.60		
158249	06/24/2019	Rees, Thaddeus	0 1/28-2/27/19	RVA INTERNET REIMBURSEMENT	39.95	99 E 800 358 221200 360	06/24/2019
158249	06/24/2019	Rees, Thaddeus	0 10/28-11/27/18	RVA INTERNET REIMBURSEMENT	39.95	99 E 800 358 221200 360	06/24/2019
158249	06/24/2019	Rees, Thaddeus	0 11/28-12/27/18	RVA INTERNET REIMBURSEMENT	39.95	99 E 800 358 221200 360	06/24/2019
158249	06/24/2019	Rees, Thaddeus	0 12/28/18-1/27/19	RVA INTERNET REIMBURSEMENT	39.95	99 E 800 358 221200 360	06/24/2019
158249	06/24/2019	Rees, Thaddeus	0 2/28-3/27/19	RVA INTERNET REIMBURSEMENT	39.95	99 E 800 358 221200 360	06/24/2019
158249	06/24/2019	Rees, Thaddeus	0 3/28-4/27/19	RVA INTERNET REIMBURSEMENT	39.95	99 E 800 358 221200 360	06/24/2019
158249	06/24/2019	Rees, Thaddeus	0 4/28-5/27/19	RVA INTERNET REIMBURSEMENT	39.95	99 E 800 358 221200 360	06/24/2019
158249	06/24/2019	Rees, Thaddeus	0 5/28-6/27/19	RVA INTERNET REIMBURSEMENT	39.95	99 E 800 358 221200 360	06/24/2019
158249	06/24/2019	Rees, Thaddeus	0 7/1-27/18	RVA INTERNET	35.91	99 E 800 358 221200 360	06/24/2019
				REIMBURSEMENT-PRORATED FROM BEGINNING DATE OF DISTRICT'S FISCAL YEAR			
158249	06/24/2019	Rees, Thaddeus	0 7/28-8/27/18	RVA INTERNET REIMBURSEMENT	39.95	99 E 800 358 221200 360	06/24/2019
158249	06/24/2019	Rees, Thaddeus	0 8/28-9/27/18	RVA INTERNET REIMBURSEMENT	39.95	99 E 800 358 221200 360	06/24/2019
158249	06/24/2019	Rees, Thaddeus	0 9/28-10/27/18	RVA INTERNET REIMBURSEMENT	39.95	99 E 800 358 221200 360	06/24/2019
				Totals for Rees, Thaddeus	475.36		
158250	06/24/2019	Regier, Amanda	0 2/16-3/15/19	RVA INTERNET REIMBURSEMENT	75.00	99 E 800 358 221200 360	06/24/2019
158250	06/24/2019	Regier, Amanda	0 3/16-4/15/19	RVA INTERNET REIMBURSEMENT	75.00	99 E 800 358 221200 360	06/24/2019
158250	06/24/2019	Regier, Amanda	0 4/16-5/15/19	RVA INTERNET REIMBURSEMENT	75.00	99 E 800 358 221200 360	06/24/2019

CHECK #	CHECK DATE	VENDOR	PO INVOICE #	DESCRIPTION	CHECK AMOUNT	ACCOUNT	POST DATE
			NUMBER			NUMBER	
158250	06/24/2019	Regier, Amanda	0 5/16-6/15/19	RVA INTERNET REIMBURSEMENT	75.00	99 E 800 358 221200 360	06/24/2019
				Totals for Regier, Amanda	300.00		
158251	06/24/2019	Ritter, Tim	0 1/28-2/27/19	RVA INTERNET REIMBURSEMENT	20.00	99 E 800 358 221200 360	06/24/2019
158251	06/24/2019	Ritter, Tim	0 10/28-11/27/18	RVA INTERNET REIMBURSEMENT	20.00	99 E 800 358 221200 360	06/24/2019
158251	06/24/2019	Ritter, Tim	0 11/28-12/27/18	RVA INTERNET REIMBURSEMENT	20.00	99 E 800 358 221200 360	06/24/2019
158251	06/24/2019	Ritter, Tim	0 12/28/18-1/27/19	RVA INTERNET REIMBURSEMENT	20.00	99 E 800 358 221200 360	06/24/2019
158251	06/24/2019	Ritter, Tim	0 2/28-3/27/19	RVA INTERNET REIMBURSEMENT	20.00	99 E 800 358 221200 360	06/24/2019
158251	06/24/2019	Ritter, Tim	0 3/28-4/27/19	RVA INTERNET REIMBURSEMENT	20.00	99 E 800 358 221200 360	06/24/2019
158251	06/24/2019	Ritter, Tim	0 4/28-5/27/19	RVA INTERNET REIMBURSEMENT	20.00	99 E 800 358 221200 360	06/24/2019
158251	06/24/2019	Ritter, Tim	0 5/28-6/27/19	RVA INTERNET REIMBURSEMENT	20.00	99 E 800 358 221200 360	06/24/2019
158251	06/24/2019	Ritter, Tim	0 7/28-8/27/18	RVA INTERNET REIMBURSEMENT	20.00	99 E 800 358 221200 360	06/24/2019
158251	06/24/2019	Ritter, Tim	0 8/28-9/27/18	RVA INTERNET REIMBURSEMENT	20.00	99 E 800 358 221200 360	06/24/2019
158251	06/24/2019	Ritter, Tim	0 9/28-10/27/18	RVA INTERNET REIMBURSEMENT	20.00	99 E 800 358 221200 360	06/24/2019
				Totals for Ritter, Tim	220.00		
158252	06/24/2019	Sandoval, Robert SR	0 1/12-2/11/19	RVA INTERNET REIMBURSEMENT	59.99	99 E 800 358 221200 360	06/24/2019
158252	06/24/2019	Sandoval, Robert SR	0 4/12-5/11/19	RVA INTERNET REIMBURSEMENT	65.99	99 E 800 358 221200 360	06/24/2019
158252	06/24/2019	Sandoval, Robert SR	0 5/12-6/11/19	RVA INTERNET REIMBURSEMENT	65.99	99 E 800 358 221200 360	06/24/2019
				Totals for Sandoval, Robert SR	191.97		
158253	06/24/2019	Sawyer, Tiffany	0 JUNE	RVA INTERNET REIMBURSEMENT	40.00	99 E 800 358 221200 360	06/24/2019
				Totals for Sawyer, Tiffany	40.00		
158254	06/24/2019	Schroeder, Jessie	0 5/25-6/24/19	RVA INTERNET REIMBURSEMENT	65.99	99 E 800 358 221200 360	06/24/2019
				Totals for Schroeder, Jessie	65.99		
158255	06/24/2019	Shaner, Doddie	0 4/2-5/1/19	RVA INTERNET REIMBURSEMENT	19.99	99 E 800 358 221200 360	06/24/2019
158255	06/24/2019	Shaner, Doddie	0 5/2-6/1/19	RVA INTERNET REIMBURSEMENT	19.99	99 E 800 358 221200 360	06/24/2019
158255	06/24/2019	Shaner, Doddie	0 6/1-7/1/19	RVA INTERNET REIMBURSEMENT	19.99	99 E 800 358 221200 360	06/24/2019
				Totals for Shaner, Doddie	59.97		
158256	06/24/2019	Sherpe, Arden	0 JUNE	RVA INTERNET REIMBURSEMENT	75.00	99 E 800 358 221200 360	06/24/2019
				Totals for Sherpe, Arden	75.00		
158257	06/24/2019	Shikoski, Stephanie	0 5/19-6/18/19	RVA INTERNET REIMBURSEMENT	70.99	99 E 800 358 221200 360	06/24/2019
				Totals for Shikoski, Stephanie	70.99		
158258	06/24/2019	Skolasinski, Stephanie	0 1/14-2/13/19	RVA INTERNET REIMBURSEMENT	44.99	99 E 800 358 221200 360	06/24/2019
158258	06/24/2019	Skolasinski, Stephanie	0 11/14-12/13/18	RVA INTERNET REIMBURSEMENT	44.99	99 E 800 358 221200 360	06/24/2019
158258	06/24/2019	Skolasinski, Stephanie	0 12/14/18-1/13/19	RVA INTERNET REIMBURSEMENT	44.99	99 E 800 358 221200 360	06/24/2019
158258	06/24/2019	Skolasinski, Stephanie	0 2/14-3/13/19	RVA INTERNET REIMBURSEMENT	44.99	99 E 800 358 221200 360	06/24/2019
158258	06/24/2019	Skolasinski, Stephanie	0 3/14-4/13/19	RVA INTERNET REIMBURSEMENT	45.99	99 E 800 358 221200 360	06/24/2019
158258	06/24/2019	Skolasinski, Stephanie	0 4/14-5/13/19	RVA INTERNET REIMBURSEMENT	45.99	99 E 800 358 221200 360	06/24/2019
158258	06/24/2019	Skolasinski, Stephanie	0 5/14-6/13/19	RVA INTERNET REIMBURSEMENT	45.99	99 E 800 358 221200 360	06/24/2019
				Totals for Skolasinski, Stephanie	317.93		
158259	06/24/2019	Softich, Anne	0 1/15-2/14/19	RVA INTERNET REIMBURSEMENT	64.99	99 E 800 358 221200 360	06/24/2019

CHECK #	CHECK DATE	VENDOR	PO INVOICE #	DESCRIPTION	CHECK AMOUNT	ACCOUNT	POST DATE
			NUMBER			NUMBER	
158259	06/24/2019	Softich, Anne	0 10/15-11/14/18	RVA INTERNET REIMBURSEMENT	59.99	99 E 800 358 221200 360	06/24/2019
158259	06/24/2019	Softich, Anne	0 11/15-12/14/18	RVA INTERNET REIMBURSEMENT	64.99	99 E 800 358 221200 360	06/24/2019
158259	06/24/2019	Softich, Anne	0 12/15/18-1/14/19	RVA INTERNET REIMBURSEMENT	64.99	99 E 800 358 221200 360	06/24/2019
158259	06/24/2019	Softich, Anne	0 2/15-3/14/19	RVA INTERNET REIMBURSEMENT	64.99	99 E 800 358 221200 360	06/24/2019
158259	06/24/2019	Softich, Anne	0 4/15-5/14/19	RVA INTERNET REIMBURSEMENT	64.99	99 E 800 358 221200 360	06/24/2019
158259	06/24/2019	Softich, Anne	0 5/15-6/14/19	RVA INTERNET REIMBURSEMENT	64.99	99 E 800 358 221200 360	06/24/2019
158259	06/24/2019	Softich, Anne	0 9/15-10/14/18	RVA INTERNET REIMBURSEMENT	59.99	99 E 800 358 221200 360	06/24/2019
				Totals for Softich, Anne	509.92		
158260	06/24/2019	Stamm, Lori	0 6/4-7/3/19	RVA INTERNET REIMBURSEMENT	75.00	99 E 800 358 221200 360	06/24/2019
				Totals for Stamm, Lori	75.00		
158261	06/24/2019	Stauffer, Erich	0 JUNE	RVA INTERNET REIMBURSEMENT	65.99	99 E 800 358 221200 360	06/24/2019
				Totals for Stauffer, Erich	65.99		
158262	06/24/2019	Steldt, Lucas	0 APRIL	RVA INTERNET REIMBURSEMENT	75.00	99 E 800 358 221200 360	06/24/2019
158262	06/24/2019	Steldt, Lucas	0 FEBRUARY	RVA INTERNET REIMBURSEMENT	75.00	99 E 800 358 221200 360	06/24/2019
158262	06/24/2019	Steldt, Lucas	0 JANUARY	RVA INTERNET REIMBURSEMENT	75.00	99 E 800 358 221200 360	06/24/2019
158262	06/24/2019	Steldt, Lucas	0 JUNE	RVA INTERNET REIMBURSEMENT	75.00	99 E 800 358 221200 360	06/24/2019
158262	06/24/2019	Steldt, Lucas	0 MARCH	RVA INTERNET REIMBURSEMENT	75.00	99 E 800 358 221200 360	06/24/2019
158262	06/24/2019	Steldt, Lucas	0 MAY	RVA INTERNET REIMBURSEMENT	75.00	99 E 800 358 221200 360	06/24/2019
				Totals for Steldt, Lucas	450.00		
158263	06/24/2019	Stolp, Robert	0 5/21-6/20/19	RVA INTERNET REIMBURSEMENT	65.99	99 E 800 358 221200 360	06/24/2019
				Totals for Stolp, Robert	65.99		
158264	06/24/2019	Strauss, Ruth	0 1/21-31/19	RVA INTERNET REIMBURSEMENT-PRORATED FROM DATE OF ENROLLMENT	26.62	99 E 800 358 221200 360	06/24/2019
158264	06/24/2019	Strauss, Ruth	0 APRIL	RVA INTERNET REIMBURSEMENT	75.00	99 E 800 358 221200 360	06/24/2019
158264	06/24/2019	Strauss, Ruth	0 FEBRUARY	RVA INTERNET REIMBURSEMENT	75.00	99 E 800 358 221200 360	06/24/2019
158264	06/24/2019	Strauss, Ruth	0 JUNE	RVA INTERNET REIMBURSEMENT	75.00	99 E 800 358 221200 360	06/24/2019
158264	06/24/2019	Strauss, Ruth	0 MARCH	RVA INTERNET REIMBURSEMENT	75.00	99 E 800 358 221200 360	06/24/2019
158264	06/24/2019	Strauss, Ruth	0 MAY	RVA INTERNET REIMBURSEMENT	75.00	99 E 800 358 221200 360	06/24/2019
				Totals for Strauss, Ruth	401.62		
158265	06/24/2019	Strebig, Paul	0 APRIL	RVA INTERNET REIMBURSEMENT	74.99	99 E 800 358 221200 360	06/24/2019
158265	06/24/2019	Strebig, Paul	0 AUGUST	RVA INTERNET REIMBURSEMENT	74.99	99 E 800 358 221200 360	06/24/2019
158265	06/24/2019	Strebig, Paul	0 DECEMBER	RVA INTERNET REIMBURSEMENT	74.99	99 E 800 358 221200 360	06/24/2019
158265	06/24/2019	Strebig, Paul	0 FEBRUARY	RVA INTERNET REIMBURSEMENT	74.99	99 E 800 358 221200 360	06/24/2019
158265	06/24/2019	Strebig, Paul	0 JANUARY	RVA INTERNET REIMBURSEMENT	74.99	99 E 800 358 221200 360	06/24/2019
158265	06/24/2019	Strebig, Paul	0 JULY	RVA INTERNET REIMBURSEMENT	74.99	99 E 800 358 221200 360	06/24/2019
158265	06/24/2019	Strebig, Paul	0 JUNE	RVA INTERNET REIMBURSEMENT	74.99	99 E 800 358 221200 360	06/24/2019
158265	06/24/2019	Strebig, Paul	0 MARCH	RVA INTERNET REIMBURSEMENT	74.99	99 E 800 358 221200 360	06/24/2019
158265	06/24/2019	Strebig, Paul	0 MAY	RVA INTERNET REIMBURSEMENT	74.99	99 E 800 358 221200 360	06/24/2019

CHECK #	CHECK DATE	VENDOR	PO INVOICE #	DESCRIPTION	CHECK AMOUNT	ACCOUNT	POST DATE
			NUMBER			NUMBER	
158265	06/24/2019	Strebig, Paul	0 NOVEMBER	RVA INTERNET REIMBURSEMENT	74.99	99 E 800 358 221200 360	06/24/2019
158265	06/24/2019	Strebig, Paul	0 OCTOBER	RVA INTERNET REIMBURSEMENT	74.99	99 E 800 358 221200 360	06/24/2019
158265	06/24/2019	Strebig, Paul	0 SEPTEMBER	RVA INTERNET REIMBURSEMENT	74.99	99 E 800 358 221200 360	06/24/2019
Totals for Strebig, Paul					899.88		
158266	06/24/2019	Swan, Matthew	0 2/12-3/11/19	RVA INTERNET REIMBURSEMENT	27.00	99 E 800 358 221200 360	06/24/2019
158266	06/24/2019	Swan, Matthew	0 3/12-4/11/19	RVA INTERNET REIMBURSEMENT	27.00	99 E 800 358 221200 360	06/24/2019
158266	06/24/2019	Swan, Matthew	0 4/12-5/11/19	RVA INTERNET REIMBURSEMENT	27.00	99 E 800 358 221200 360	06/24/2019
158266	06/24/2019	Swan, Matthew	0 5/12-6/11/19	RVA INTERNET REIMBURSEMENT	27.00	99 E 800 358 221200 360	06/24/2019
Totals for Swan, Matthew					108.00		
158267	06/24/2019	Thompson, Jared	0 5/11-6/10/19	RVA INTERNET REIMBURSEMENT	65.99	99 E 800 358 221200 360	06/24/2019
Totals for Thompson, Jared					65.99		
158268	06/24/2019	Tomashek, Andrew	0 1/13-2/12/19	RVA INTERNET REIMBURSEMENT	65.99	99 E 800 358 221200 360	06/24/2019
158268	06/24/2019	Tomashek, Andrew	0 12/13/18-1/12/19	RVA INTERNET REIMBURSEMENT	65.99	99 E 800 358 221200 360	06/24/2019
158268	06/24/2019	Tomashek, Andrew	0 2/13-3/12/19	RVA INTERNET REIMBURSEMENT	65.99	99 E 800 358 221200 360	06/24/2019
158268	06/24/2019	Tomashek, Andrew	0 3/13-4/12/19	RVA INTERNET REIMBURSEMENT	65.99	99 E 800 358 221200 360	06/24/2019
158268	06/24/2019	Tomashek, Andrew	0 4/13-5/12/19	RVA INTERNET REIMBURSEMENT	65.99	99 E 800 358 221200 360	06/24/2019
158268	06/24/2019	Tomashek, Andrew	0 5/13-6/12/19	RVA INTERNET REIMBURSEMENT	65.99	99 E 800 358 221200 360	06/24/2019
Totals for Tomashek, Andrew					395.94		
158269	06/24/2019	Tripp, Daryl	0 APRIL	RVA INTERNET REIMBURSEMENT	65.99	99 E 800 358 221200 360	06/24/2019
158269	06/24/2019	Tripp, Daryl	0 FEBRUARY	RVA INTERNET REIMBURSEMENT	65.99	99 E 800 358 221200 360	06/24/2019
158269	06/24/2019	Tripp, Daryl	0 JUNE	RVA INTERNET REIMBURSEMENT	65.99	99 E 800 358 221200 360	06/24/2019
158269	06/24/2019	Tripp, Daryl	0 MARCH	RVA INTERNET REIMBURSEMENT	65.99	99 E 800 358 221200 360	06/24/2019
158269	06/24/2019	Tripp, Daryl	0 MAY	RVA INTERNET REIMBURSEMENT	65.99	99 E 800 358 221200 360	06/24/2019
Totals for Tripp, Daryl					329.95		
158270	06/24/2019	Voelz, Denise	0 1/9-2/8/19	RVA INTERNET REIMBURSEMENT	54.99	99 E 800 358 221200 360	06/24/2019
158270	06/24/2019	Voelz, Denise	0 10/9-11/8/18	RVA INTERNET REIMBURSEMENT	54.99	99 E 800 358 221200 360	06/24/2019
158270	06/24/2019	Voelz, Denise	0 11/9-12/8/18	RVA INTERNET REIMBURSEMENT	54.99	99 E 800 358 221200 360	06/24/2019
158270	06/24/2019	Voelz, Denise	0 12/9/18-1/8/19	RVA INTERNET REIMBURSEMENT	54.99	99 E 800 358 221200 360	06/24/2019
158270	06/24/2019	Voelz, Denise	0 2/9-3/8/19	RVA INTERNET REIMBURSEMENT	54.99	99 E 800 358 221200 360	06/24/2019
158270	06/24/2019	Voelz, Denise	0 3/9-4/8/19	RVA INTERNET REIMBURSEMENT	54.99	99 E 800 358 221200 360	06/24/2019
158270	06/24/2019	Voelz, Denise	0 4/9-5/8/19	RVA INTERNET REIMBURSEMENT	54.99	99 E 800 358 221200 360	06/24/2019
158270	06/24/2019	Voelz, Denise	0 5/9-6/8/19	RVA INTERNET REIMBURSEMENT	54.99	99 E 800 358 221200 360	06/24/2019
158270	06/24/2019	Voelz, Denise	0 7/9-8/8/18	RVA INTERNET REIMBURSEMENT	54.99	99 E 800 358 221200 360	06/24/2019
158270	06/24/2019	Voelz, Denise	0 8/9-9/8/18	RVA INTERNET REIMBURSEMENT	54.99	99 E 800 358 221200 360	06/24/2019
158270	06/24/2019	Voelz, Denise	0 9/9-10/8/18	RVA INTERNET REIMBURSEMENT	54.99	99 E 800 358 221200 360	06/24/2019
Totals for Voelz, Denise					604.89		
158271	06/24/2019	Wagner, Sabrina	0 6/10-7/9/19	RVA INTERNET REIMBURSEMENT	29.99	99 E 800 358 221200 360	06/24/2019
Totals for Wagner, Sabrina					29.99		
158272	06/24/2019	Walker, Phillip	0 1/25-2/24/19	RVA INTERNET REIMBURSEMENT	70.99	99 E 800 358 221200 360	06/24/2019

CHECK #	CHECK DATE	VENDOR	PO INVOICE #	DESCRIPTION	CHECK AMOUNT	ACCOUNT	POST DATE
			NUMBER			NUMBER	
158278	06/24/2019	Ace, Ben	0 9/10-10/9/18	RVA INTERNET REIMBURSEMENT	29.95	99 E 800 358 221200 360	06/24/2019
				Totals for Ace, Ben	292.83		
158279	06/24/2019	Anderson, Daniel	0 JUNE	RVA INTERNET REIMBURSEMENT	74.99	99 E 800 358 221200 360	06/24/2019
				Totals for Anderson, Daniel	74.99		
158280	06/24/2019	Anderson, Jason	0 4/19-5/18/19	RVA INTERNET REIMBURSEMENT	65.99	99 E 800 358 221200 360	06/24/2019
158280	06/24/2019	Anderson, Jason	0 5/19-6/18/19	RVA INTERNET REIMBURSEMENT	65.99	99 E 800 358 221200 360	06/24/2019
				Totals for Anderson, Jason	131.98		
158281	06/24/2019	Anderson, Lorraine	0 1/16-2/15/19	RVA INTERNET REIMBURSEMENT	65.99	99 E 800 358 221200 360	06/24/2019
158281	06/24/2019	Anderson, Lorraine	0 10/16-11/15/18	RVA INTERNET REIMBURSEMENT	64.99	99 E 800 358 221200 360	06/24/2019
158281	06/24/2019	Anderson, Lorraine	0 11/16-12/15/18	RVA INTERNET REIMBURSEMENT	65.99	99 E 800 358 221200 360	06/24/2019
158281	06/24/2019	Anderson, Lorraine	0 12/16/18-1/15/19	RVA INTERNET REIMBURSEMENT	65.99	99 E 800 358 221200 360	06/24/2019
158281	06/24/2019	Anderson, Lorraine	0 2/16-3/15/19	RVA INTERNET REIMBURSEMENT	65.99	99 E 800 358 221200 360	06/24/2019
158281	06/24/2019	Anderson, Lorraine	0 3/2-4/1/19	RVA INTERNET REIMBURSEMENT-NEW ADDRESS	36.21	99 E 800 358 221200 360	06/24/2019
158281	06/24/2019	Anderson, Lorraine	0 4/2-5/1/19	RVA INTERNET REIMBURSEMENT	65.99	99 E 800 358 221200 360	06/24/2019
158281	06/24/2019	Anderson, Lorraine	0 5/2-6/1/19	RVA INTERNET REIMBURSEMENT	65.99	99 E 800 358 221200 360	06/24/2019
158281	06/24/2019	Anderson, Lorraine	0 8/16-9/15/18	RVA INTERNET REIMBURSEMENT	64.99	99 E 800 358 221200 360	06/24/2019
158281	06/24/2019	Anderson, Lorraine	0 9/16-10/15/18	RVA INTERNET REIMBURSEMENT	64.99	99 E 800 358 221200 360	06/24/2019
				Totals for Anderson, Lorraine	627.12		
158282	06/24/2019	Barnett, Jennifer	0 12/11/18-1/10/19	RVA INTERNET REIMBURSEMENT	65.99	99 E 800 358 221200 360	06/24/2019
158282	06/24/2019	Barnett, Jennifer	0 6/11-7/10/19	RVA INTERNET REIMBURSEMENT	65.99	99 E 800 358 221200 360	06/24/2019
				Totals for Barnett, Jennifer	131.98		
158283	06/24/2019	Bochman, Bryan	0 6/8-7/7/19	RVA INTERNET REIMBURSEMENT	70.99	99 E 800 358 221200 360	06/24/2019
				Totals for Bochman, Bryan	70.99		
158284	06/24/2019	Borger, Sarah	0 6/12-7/11/19	RVA INTERNET REIMBURSEMENT	65.99	99 E 800 358 221200 360	06/24/2019
				Totals for Borger, Sarah	65.99		
158285	06/24/2019	Bostwick, Barbara	0 5/12-6/11/19	RVA INTERNET REIMBURSEMENT	49.99	99 E 800 358 221200 360	06/24/2019
				Totals for Bostwick, Barbara	49.99		
158286	06/24/2019	Bowman, Amanda	0 1/5-2/4/19	RVA INTERNET REIMBURSEMENT	39.99	99 E 800 358 221200 360	06/24/2019
158286	06/24/2019	Bowman, Amanda	0 10/5-11/4/18	RVA INTERNET REIMBURSEMENT	39.99	99 E 800 358 221200 360	06/24/2019
158286	06/24/2019	Bowman, Amanda	0 11/5-12/4/18	RVA INTERNET REIMBURSEMENT	39.99	99 E 800 358 221200 360	06/24/2019
158286	06/24/2019	Bowman, Amanda	0 12/5/18-1/4/19	RVA INTERNET REIMBURSEMENT	39.99	99 E 800 358 221200 360	06/24/2019
158286	06/24/2019	Bowman, Amanda	0 2/5-3/4/19	RVA INTERNET REIMBURSEMENT	39.99	99 E 800 358 221200 360	06/24/2019
158286	06/24/2019	Bowman, Amanda	0 3/5-4/4/19	RVA INTERNET REIMBURSEMENT	54.99	99 E 800 358 221200 360	06/24/2019
158286	06/24/2019	Bowman, Amanda	0 4/5-5/4/19	RVA INTERNET REIMBURSEMENT	54.99	99 E 800 358 221200 360	06/24/2019
158286	06/24/2019	Bowman, Amanda	0 5/5-6/4/19	RVA INTERNET REIMBURSEMENT	54.99	99 E 800 358 221200 360	06/24/2019
158286	06/24/2019	Bowman, Amanda	0 6/5-7/4/19	RVA INTERNET REIMBURSEMENT	54.99	99 E 800 358 221200 360	06/24/2019
158286	06/24/2019	Bowman, Amanda	0 8/17-9/4/18	RVA INTERNET REIMBURSEMENT-PRORATED FROM DATE	24.51	99 E 800 358 221200 360	06/24/2019

CHECK #	CHECK DATE	VENDOR	PO INVOICE #	DESCRIPTION	CHECK AMOUNT	ACCOUNT	POST DATE
			NUMBER			NUMBER	
				OF ENROLLMENT			
158286	06/24/2019	Bowman, Amanda	0 9/5-10/4/18	RVA INTERNET REIMBURSEMENT	39.99	99 E 800 358 221200 360	06/24/2019
				Totals for Bowman, Amanda	484.41		
158287	06/24/2019	Brandner, David	0 5/10-6/9/19	RVA INTERNET REIMBURSEMENT	29.95	99 E 800 358 221200 360	06/24/2019
				Totals for Brandner, David	29.95		
158288	06/24/2019	Breske, Heather	0 6/3-7/2/19	RVA INTERNET REIMBURSEMENT	59.99	99 E 800 358 221200 360	06/24/2019
				Totals for Breske, Heather	59.99		
158289	06/24/2019	Briggs, Shanna	0 5/5-6/4/19	RVA INTERNET REIMBURSEMENT	50.99	99 E 800 358 221200 360	06/24/2019
158289	06/24/2019	Briggs, Shanna	0 6/5-7/4/19	RVA INTERNET REIMBURSEMENT	50.99	99 E 800 358 221200 360	06/24/2019
				Totals for Briggs, Shanna	101.98		
158290	06/24/2019	Byrd, James	0 7/1-17/18	RVA INTERNET REIMBURSEMENT-PRORATED FROM BEGINNING OF DISTRICT'S FISCAL YEAR	36.89	99 E 800 358 221200 360	06/24/2019
158290	06/24/2019	Byrd, James	0 7/18-8/17/18	RVA INTERNET REIMBURSEMENT	64.99	99 E 800 358 221200 360	06/24/2019
				Totals for Byrd, James	101.88		
158291	06/24/2019	Cannon, Daniel	0 APRIL	RVA INTERNET REIMBURSEMENT	70.99	99 E 800 358 221200 360	06/24/2019
158291	06/24/2019	Cannon, Daniel	0 AUGUST	RVA INTERNET REIMBURSEMENT	64.99	99 E 800 358 221200 360	06/24/2019
158291	06/24/2019	Cannon, Daniel	0 DECEMBER	RVA INTERNET REIMBURSEMENT	70.99	99 E 800 358 221200 360	06/24/2019
158291	06/24/2019	Cannon, Daniel	0 FEBRUARY	RVA INTERNET REIMBURSEMENT	70.99	99 E 800 358 221200 360	06/24/2019
158291	06/24/2019	Cannon, Daniel	0 JANUARY	RVA INTERNET REIMBURSEMENT	70.99	99 E 800 358 221200 360	06/24/2019
158291	06/24/2019	Cannon, Daniel	0 JULY	RVA INTERNET REIMBURSEMENT	64.99	99 E 800 358 221200 360	06/24/2019
158291	06/24/2019	Cannon, Daniel	0 MARCH	RVA INTERNET REIMBURSEMENT	70.99	99 E 800 358 221200 360	06/24/2019
158291	06/24/2019	Cannon, Daniel	0 MAY	RVA INTERNET REIMBURSEMENT	70.99	99 E 800 358 221200 360	06/24/2019
158291	06/24/2019	Cannon, Daniel	0 NOVEMBER	RVA INTERNET REIMBURSEMENT	64.99	99 E 800 358 221200 360	06/24/2019
158291	06/24/2019	Cannon, Daniel	0 OCTOBER	RVA INTERNET REIMBURSEMENT	64.99	99 E 800 358 221200 360	06/24/2019
158291	06/24/2019	Cannon, Daniel	0 SEPTEMBER	RVA INTERNET REIMBURSEMENT	64.99	99 E 800 358 221200 360	06/24/2019
				Totals for Cannon, Daniel	750.89		
158292	06/24/2019	Carter, Michael	0 APRIL	RVA INTERNET REIMBURSEMENT	69.95	99 E 800 358 221200 360	06/24/2019
158292	06/24/2019	Carter, Michael	0 AUGUST	RVA INTERNET REIMBURSEMENT	69.95	99 E 800 358 221200 360	06/24/2019
158292	06/24/2019	Carter, Michael	0 DECEMBER	RVA INTERNET REIMBURSEMENT	69.95	99 E 800 358 221200 360	06/24/2019
158292	06/24/2019	Carter, Michael	0 FEBRUARY	RVA INTERNET REIMBURSEMENT	69.95	99 E 800 358 221200 360	06/24/2019
158292	06/24/2019	Carter, Michael	0 JANUARY	RVA INTERNET REIMBURSEMENT	69.95	99 E 800 358 221200 360	06/24/2019
158292	06/24/2019	Carter, Michael	0 JULY	RVA INTERNET REIMBURSEMENT	69.95	99 E 800 358 221200 360	06/24/2019
158292	06/24/2019	Carter, Michael	0 JUNE	RVA INTERNET REIMBURSEMENT	69.95	99 E 800 358 221200 360	06/24/2019
158292	06/24/2019	Carter, Michael	0 MARCH	RVA INTERNET REIMBURSEMENT	69.95	99 E 800 358 221200 360	06/24/2019
158292	06/24/2019	Carter, Michael	0 MAY	RVA INTERNET REIMBURSEMENT	69.95	99 E 800 358 221200 360	06/24/2019
158292	06/24/2019	Carter, Michael	0 NOVEMBER	RVA INTERNET REIMBURSEMENT	69.95	99 E 800 358 221200 360	06/24/2019
158292	06/24/2019	Carter, Michael	0 OCTOBER	RVA INTERNET REIMBURSEMENT	69.95	99 E 800 358 221200 360	06/24/2019

CHECK #	CHECK DATE	VENDOR	PO INVOICE #	DESCRIPTION	CHECK AMOUNT	ACCOUNT	POST DATE
			NUMBER			NUMBER	
158292	06/24/2019	Carter, Michael	0 SEPTEMBER	RVA INTERNET REIMBURSEMENT	69.95	99 E 800 358 221200 360	06/24/2019
				Totals for Carter, Michael	839.40		
158293	06/24/2019	Cepress, Marie	0 2/14-3/13/19	RVA INTERNET REIMBURSEMENT	75.00	99 E 800 358 221200 360	06/24/2019
158293	06/24/2019	Cepress, Marie	0 3/14-4/13/19	RVA INTERNET REIMBURSEMENT	75.00	99 E 800 358 221200 360	06/24/2019
158293	06/24/2019	Cepress, Marie	0 4/14-5/13/19	RVA INTERNET REIMBURSEMENT	75.00	99 E 800 358 221200 360	06/24/2019
158293	06/24/2019	Cepress, Marie	0 5/14-6/13/19	RVA INTERNET REIMBURSEMENT	75.00	99 E 800 358 221200 360	06/24/2019
				Totals for Cepress, Marie	300.00		
158294	06/24/2019	Chapman, Carri	0 5/19-6/18/19	RVA INTERNET REIMBURSEMENT	54.99	99 E 800 358 221200 360	06/24/2019
158294	06/24/2019	Chapman, Carri	0 8/19-9/18/18	RVA INTERNET REIMBURSEMENT	39.99	99 E 800 358 221200 360	06/24/2019
				Totals for Chapman, Carri	94.98		
158295	06/24/2019	Christensen, Shawn	0 5/3-6/2/19	RVA INTERNET REIMBURSEMENT	19.99	99 E 800 358 221200 360	06/24/2019
158295	06/24/2019	Christensen, Shawn	0 6/3-7/2/19	RVA INTERNET REIMBURSEMENT	19.99	99 E 800 358 221200 360	06/24/2019
				Totals for Christensen, Shawn	39.98		
158297	06/24/2019	Cummings, Todd	0 1/28-2/27/19	RVA INTERNET REIMBURSEMENT	55.95	99 E 800 358 221200 360	06/24/2019
158297	06/24/2019	Cummings, Todd	0 10/28-11/27/18	RVA INTERNET REIMBURSEMENT	55.95	99 E 800 358 221200 360	06/24/2019
158297	06/24/2019	Cummings, Todd	0 11/28-12/27/18	RVA INTERNET REIMBURSEMENT	55.95	99 E 800 358 221200 360	06/24/2019
158297	06/24/2019	Cummings, Todd	0 12/28/18-1/27/19	RVA INTERNET REIMBURSEMENT	55.95	99 E 800 358 221200 360	06/24/2019
158297	06/24/2019	Cummings, Todd	0 2/28-3/27/19	RVA INTERNET REIMBURSEMENT	55.95	99 E 800 358 221200 360	06/24/2019
158297	06/24/2019	Cummings, Todd	0 3/28-4/27/19	RVA INTERNET REIMBURSEMENT	55.95	99 E 800 358 221200 360	06/24/2019
158297	06/24/2019	Cummings, Todd	0 4/28-5/27/19	RVA INTERNET REIMBURSEMENT	55.95	99 E 800 358 221200 360	06/24/2019
158297	06/24/2019	Cummings, Todd	0 5/28-6/27/19	RVA INTERNET REIMBURSEMENT	55.95	99 E 800 358 221200 360	06/24/2019
158297	06/24/2019	Cummings, Todd	0 7/1-27/18	RVA INTERNET	50.49	99 E 800 358 221200 360	06/24/2019
				REIMBURSEMENT-PRORATED FROM BEGINNING OF DISTRICT'S FISCAL YEAR			
158297	06/24/2019	Cummings, Todd	0 7/28-8/27/18	RVA INTERNET REIMBURSEMENT	55.95	99 E 800 358 221200 360	06/24/2019
158297	06/24/2019	Cummings, Todd	0 8/28-9/27/18	RVA INTERNET REIMBURSEMENT	55.95	99 E 800 358 221200 360	06/24/2019
158297	06/24/2019	Cummings, Todd	0 9/28-10/27/18	RVA INTERNET REIMBURSEMENT	55.95	99 E 800 358 221200 360	06/24/2019
				Totals for Cummings, Todd	665.94		
158298	06/24/2019	Davis, Tim	0 1/28-30/19	RVA INTERNET	6.44	99 E 800 358 221200 360	06/24/2019
				REIMBURSEMENT-PRORATED FROM DATE OF ENROLLMENT			
158298	06/24/2019	Davis, Tim	0 APRIL	RVA INTERNET REIMBURSEMENT	49.99	99 E 800 358 221200 360	06/24/2019
158298	06/24/2019	Davis, Tim	0 FEBRUARY	RVA INTERNET REIMBURSEMENT	49.99	99 E 800 358 221200 360	06/24/2019
158298	06/24/2019	Davis, Tim	0 JUNE	RVA INTERNET REIMBURSEMENT	49.99	99 E 800 358 221200 360	06/24/2019
158298	06/24/2019	Davis, Tim	0 MARCH	RVA INTERNET REIMBURSEMENT	49.99	99 E 800 358 221200 360	06/24/2019
158298	06/24/2019	Davis, Tim	0 MAY	RVA INTERNET REIMBURSEMENT	49.99	99 E 800 358 221200 360	06/24/2019
				Totals for Davis, Tim	256.39		
158299	06/24/2019	Denzien, Steven	0 1/12-2/11/19	RVA INTERNET REIMBURSEMENT	65.99	99 E 800 358 221200 360	06/24/2019

CHECK #	CHECK DATE	VENDOR	PO INVOICE #	DESCRIPTION	CHECK AMOUNT	ACCOUNT	POST DATE
			NUMBER			NUMBER	
158299	06/24/2019	Denzien, Steven	0 10/12-11/11/18	RVA INTERNET REIMBURSEMENT	64.99	99 E 800 358 221200 360	06/24/2019
158299	06/24/2019	Denzien, Steven	0 11/12-12/11/18	RVA INTERNET REIMBURSEMENT	64.99	99 E 800 358 221200 360	06/24/2019
158299	06/24/2019	Denzien, Steven	0 12/12/18-1/11/1	RVA INTERNET REIMBURSEMENT	65.99	99 E 800 358 221200 360	06/24/2019
158299	06/24/2019	Denzien, Steven	0 2/12-3/11/19	RVA INTERNET REIMBURSEMENT	65.99	99 E 800 358 221200 360	06/24/2019
158299	06/24/2019	Denzien, Steven	0 3/12-4/11/19	RVA INTERNET REIMBURSEMENT	65.99	99 E 800 358 221200 360	06/24/2019
158299	06/24/2019	Denzien, Steven	0 4/12-5/11/19	RVA INTERNET REIMBURSEMENT	65.99	99 E 800 358 221200 360	06/24/2019
158299	06/24/2019	Denzien, Steven	0 5/12-6/11/19	RVA INTERNET REIMBURSEMENT	65.99	99 E 800 358 221200 360	06/24/2019
158299	06/24/2019	Denzien, Steven	0 8/22-9/11/18	RVA INTERNET REIMBURSEMENT-PRORATED FROM DATE OF ENROLLMENT	44.10	99 E 800 358 221200 360	06/24/2019
158299	06/24/2019	Denzien, Steven	0 9/12-10/11/18	RVA INTERNET REIMBURSEMENT	64.99	99 E 800 358 221200 360	06/24/2019
				Totals for Denzien, Steven	635.01		
158300	06/24/2019	Doll, Travis	0 MAY	RVA INTERNET REIMBURSEMENT	75.00	99 E 800 358 221200 360	06/24/2019
				Totals for Doll, Travis	75.00		
158301	06/24/2019	Dontigney, John	0 3/15-4/14/19	RVA INTERNET REIMBURSEMENT	60.00	99 E 800 358 221200 360	06/24/2019
158301	06/24/2019	Dontigney, John	0 4/15-5/14/19	RVA INTERNET REIMBURSEMENT	60.00	99 E 800 358 221200 360	06/24/2019
158301	06/24/2019	Dontigney, John	0 5/15-6/14/19	RVA INTERNET REIMBURSEMENT	68.00	99 E 800 358 221200 360	06/24/2019
				Totals for Dontigney, John	188.00		
158302	06/24/2019	Dunn, Jeffery	0 6/4-7/3/19	RVA INTERNET REIMBURSEMENT	67.00	99 E 800 358 221200 360	06/24/2019
158302	06/24/2019	Dunn, Jeffery	0 8/4-9/3/18	RVA INTERNET REIMBURSEMENT	62.00	99 E 800 358 221200 360	06/24/2019
				Totals for Dunn, Jeffery	129.00		
158303	06/24/2019	Ehrendreich, William	0 5/7-6/6/19	RVA INTERNET REIMBURSEMENT	65.99	99 E 800 358 221200 360	06/24/2019
158303	06/24/2019	Ehrendreich, William	0 6/7-7/6/19	RVA INTERNET REIMBURSEMENT	65.99	99 E 800 358 221200 360	06/24/2019
				Totals for Ehrendreich, William	131.98		
158304	06/24/2019	Eiche, Paul	0 5/29-6/28/19	RVA INTERNET REIMBURSEMENT	75.00	99 E 800 358 221200 360	06/24/2019
				Totals for Eiche, Paul	75.00		
158305	06/24/2019	Ekstadt, Amy	0 1/22-2/21/19	RVA INTERNET REIMBURSEMENT	54.99	99 E 800 358 221200 360	06/24/2019
158305	06/24/2019	Ekstadt, Amy	0 10/22-11/21/18	RVA INTERNET REIMBURSEMENT	54.99	99 E 800 358 221200 360	06/24/2019
				Totals for Ekstadt, Amy	109.98		
158306	06/24/2019	Elfering, Dean	0 1/17-2/16/19	RVA INTERNET REIMBURSEMENT	65.99	99 E 800 358 221200 360	06/24/2019
158306	06/24/2019	Elfering, Dean	0 10/17-11/16/18	RVA INTERNET REIMBURSEMENT	64.99	99 E 800 358 221200 360	06/24/2019
158306	06/24/2019	Elfering, Dean	0 11/17-12/16/18	RVA INTERNET REIMBURSEMENT	65.99	99 E 800 358 221200 360	06/24/2019
158306	06/24/2019	Elfering, Dean	0 12/17/18-1/16/1	RVA INTERNET REIMBURSEMENT	65.99	99 E 800 358 221200 360	06/24/2019
158306	06/24/2019	Elfering, Dean	0 2/17-3/16/19	RVA INTERNET REIMBURSEMENT	65.99	99 E 800 358 221200 360	06/24/2019
158306	06/24/2019	Elfering, Dean	0 3/17-4/16/19	RVA INTERNET REIMBURSEMENT	65.99	99 E 800 358 221200 360	06/24/2019
158306	06/24/2019	Elfering, Dean	0 4/17-5/16/19	RVA INTERNET REIMBURSEMENT	65.99	99 E 800 358 221200 360	06/24/2019
158306	06/24/2019	Elfering, Dean	0 5/17-6/16/19	RVA INTERNET REIMBURSEMENT	65.99	99 E 800 358 221200 360	06/24/2019
158306	06/24/2019	Elfering, Dean	0 7/17-8/16/18	RVA INTERNET REIMBURSEMENT	64.99	99 E 800 358 221200 360	06/24/2019
158306	06/24/2019	Elfering, Dean	0 8/17-9/16/18	RVA INTERNET REIMBURSEMENT	64.99	99 E 800 358 221200 360	06/24/2019

CHECK #	CHECK DATE	VENDOR	PO INVOICE #	DESCRIPTION	CHECK AMOUNT	ACCOUNT	POST DATE
			NUMBER			NUMBER	
158306	06/24/2019	Elfering, Dean	0 9/17-10/16/18	RVA INTERNET REIMBURSEMENT	64.99	99 E 800 358 221200 360	06/24/2019
				Totals for Elfering, Dean	721.89		
158307	06/24/2019	Elfstrom, Brandon	0 1/16-2/15/19	RVA INTERNET REIMBURSEMENT	75.00	99 E 800 358 221200 360	06/24/2019
158307	06/24/2019	Elfstrom, Brandon	0 2/16-3/15/19	RVA INTERNET REIMBURSEMENT	75.00	99 E 800 358 221200 360	06/24/2019
158307	06/24/2019	Elfstrom, Brandon	0 3/16-4/15/19	RVA INTERNET REIMBURSEMENT	75.00	99 E 800 358 221200 360	06/24/2019
158307	06/24/2019	Elfstrom, Brandon	0 4/16-5/15/19	RVA INTERNET REIMBURSEMENT	75.00	99 E 800 358 221200 360	06/24/2019
158307	06/24/2019	Elfstrom, Brandon	0 5/16-6/15/19	RVA INTERNET REIMBURSEMENT	75.00	99 E 800 358 221200 360	06/24/2019
				Totals for Elfstrom, Brandon	375.00		
158308	06/24/2019	Ellious, Lisa	0 12/10/18-1/9/19	RVA INTERNET REIMBURSEMENT	50.00	99 E 800 358 221200 360	06/24/2019
				Totals for Ellious, Lisa	50.00		
158309	06/24/2019	Engelbright, Linda	0 1/21-2/15/19	RVA INTERNET REIMBURSEMENT-PRORATED FROM DATE OF ENROLLMENT	41.86	99 E 800 358 221200 360	06/24/2019
158309	06/24/2019	Engelbright, Linda	0 2/16-3/15/19	RVA INTERNET REIMBURSEMENT	49.99	99 E 800 358 221200 360	06/24/2019
158309	06/24/2019	Engelbright, Linda	0 3/16-4/15/19	RVA INTERNET REIMBURSEMENT	49.99	99 E 800 358 221200 360	06/24/2019
158309	06/24/2019	Engelbright, Linda	0 4/16-5/15/19	RVA INTERNET REIMBURSEMENT	49.99	99 E 800 358 221200 360	06/24/2019
158309	06/24/2019	Engelbright, Linda	0 5/16-6/15/19	RVA INTERNET REIMBURSEMENT	49.99	99 E 800 358 221200 360	06/24/2019
				Totals for Engelbright, Linda	241.82		
158310	06/24/2019	Erickson, Heidi	0 5/7-6/6/19	RVA INTERNET REIMBURSEMENT	65.99	99 E 800 358 221200 360	06/24/2019
				Totals for Erickson, Heidi	65.99		
158311	06/24/2019	Ertl, Jeff	0 12/28/18-1/27/1	RVA INTERNET REIMBURSEMENT	35.00	99 E 800 358 221200 360	06/24/2019
158311	06/24/2019	Ertl, Jeff	0 7/28-6/27/18	RVA INTERNET REIMBURSEMENT	35.00	99 E 800 358 221200 360	06/24/2019
				Totals for Ertl, Jeff	70.00		
158312	06/24/2019	Firkus, Gregory	0 1/4-2/3/19	RVA INTERNET REIMBURSEMENT	55.20	99 E 800 358 221200 360	06/24/2019
158312	06/24/2019	Firkus, Gregory	0 12/4/18-1/3/19	RVA INTERNET REIMBURSEMENT	54.20	99 E 800 358 221200 360	06/24/2019
158312	06/24/2019	Firkus, Gregory	0 2/4-3/3/19	RVA INTERNET REIMBURSEMENT	55.20	99 E 800 358 221200 360	06/24/2019
158312	06/24/2019	Firkus, Gregory	0 3/4-4/3/19	RVA INTERNET REIMBURSEMENT	55.20	99 E 800 358 221200 360	06/24/2019
158312	06/24/2019	Firkus, Gregory	0 4/4-5/3/19	RVA INTERNET REIMBURSEMENT	55.20	99 E 800 358 221200 360	06/24/2019
158312	06/24/2019	Firkus, Gregory	0 5/4-6/3/19	RVA INTERNET REIMBURSEMENT	55.20	99 E 800 358 221200 360	06/24/2019
				Totals for Firkus, Gregory	330.20		
158313	06/24/2019	Fleischman, David	0 APRIL	RVA INTERNET REIMBURSEMENT	40.00	99 E 800 358 221200 360	06/24/2019
158313	06/24/2019	Fleischman, David	0 MAY	RVA INTERNET REIMBURSEMENT	40.00	99 E 800 358 221200 360	06/24/2019
				Totals for Fleischman, David	80.00		
158314	06/24/2019	Frischman, Joe	0 1/28-2/27/19	RVA INTERNET REIMBURSEMENT	40.25	99 E 800 358 221200 360	06/24/2019
158314	06/24/2019	Frischman, Joe	0 10/28-11/27/18	RVA INTERNET REIMBURSEMENT	39.25	99 E 800 358 221200 360	06/24/2019
158314	06/24/2019	Frischman, Joe	0 11/28-12/27/18	RVA INTERNET REIMBURSEMENT	39.25	99 E 800 358 221200 360	06/24/2019
158314	06/24/2019	Frischman, Joe	0 12/28/18-1/27/1	RVA INTERNET REIMBURSEMENT	39.25	99 E 800 358 221200 360	06/24/2019
158314	06/24/2019	Frischman, Joe	0 2/28-3/27/19	RVA INTERNET REIMBURSEMENT	40.25	99 E 800 358 221200 360	06/24/2019
158314	06/24/2019	Frischman, Joe	0 3/28-4/27/19	RVA INTERNET REIMBURSEMENT	40.25	99 E 800 358 221200 360	06/24/2019

CHECK #	CHECK DATE	VENDOR	PO INVOICE #	DESCRIPTION	CHECK AMOUNT	ACCOUNT	POST DATE
			NUMBER			NUMBER	
158314	06/24/2019	Frischman, Joe	0 4/28-5/27/19	RVA INTERNET REIMBURSEMENT	40.25	99 E 800 358 221200 360	06/24/2019
158314	06/24/2019	Frischman, Joe	0 5/28-6/27/19	RVA INTERNET REIMBURSEMENT	40.25	99 E 800 358 221200 360	06/24/2019
158314	06/24/2019	Frischman, Joe	0 7/28-8/27/18	RVA INTERNET REIMBURSEMENT	39.25	99 E 800 358 221200 360	06/24/2019
158314	06/24/2019	Frischman, Joe	0 8/28-9/27/18	RVA INTERNET REIMBURSEMENT	39.25	99 E 800 358 221200 360	06/24/2019
158314	06/24/2019	Frischman, Joe	0 9/28-10/27/18	RVA INTERNET REIMBURSEMENT	39.25	99 E 800 358 221200 360	06/24/2019
				Totals for Frischman, Joe	436.75		
158315	06/24/2019	Gavinski, John	0 4/20-5/19/19	RVA INTERNET REIMBURSEMENT	75.00	99 E 800 358 221200 360	06/24/2019
158315	06/24/2019	Gavinski, John	0 5/20-6/19/19	RVA INTERNET REIMBURSEMENT	75.00	99 E 800 358 221200 360	06/24/2019
				Totals for Gavinski, John	150.00		
158316	06/24/2019	Gerum, Diane	0 6/10-7/9/19	RVA INTERNET REIMBURSEMENT	45.25	99 E 800 358 221200 360	06/24/2019
				Totals for Gerum, Diane	45.25		
158317	06/24/2019	Graff, Andrea	0 1/15-2/14/19	RVA INTERNET REIMBURSEMENT	75.00	99 E 800 358 221200 360	06/24/2019
158317	06/24/2019	Graff, Andrea	0 10/15-11/14/18	RVA INTERNET REIMBURSEMENT	75.00	99 E 800 358 221200 360	06/24/2019
158317	06/24/2019	Graff, Andrea	0 11/15-12/14/18	RVA INTERNET REIMBURSEMENT	75.00	99 E 800 358 221200 360	06/24/2019
158317	06/24/2019	Graff, Andrea	0 12/15/18-1/14/19	RVA INTERNET REIMBURSEMENT	75.00	99 E 800 358 221200 360	06/24/2019
158317	06/24/2019	Graff, Andrea	0 2/15-3/14/19	RVA INTERNET REIMBURSEMENT	75.00	99 E 800 358 221200 360	06/24/2019
158317	06/24/2019	Graff, Andrea	0 3/15-4/14/19	RVA INTERNET REIMBURSEMENT	75.00	99 E 800 358 221200 360	06/24/2019
158317	06/24/2019	Graff, Andrea	0 4/15-5/14/19	RVA INTERNET REIMBURSEMENT	75.00	99 E 800 358 221200 360	06/24/2019
158317	06/24/2019	Graff, Andrea	0 5/15-6/14/19	RVA INTERNET REIMBURSEMENT	75.00	99 E 800 358 221200 360	06/24/2019
158317	06/24/2019	Graff, Andrea	0 9/15-10/14/18	RVA INTERNET REIMBURSEMENT - \$75	53.85-	50 E 800 411 257000 000	06/24/2019
				LESS \$53.85 - MEDFORD SCHOOLS'			
				FOOD SERVICE ACCOUNT			
158317	06/24/2019	Graff, Andrea	0 9/15-10/14/18	RVA INTERNET REIMBURSEMENT - \$75	75.00	99 E 800 358 221200 360	06/24/2019
				LESS \$53.85 - MEDFORD SCHOOLS'			
				FOOD SERVICE ACCOUNT			
				Totals for Graff, Andrea	621.15		
158318	06/24/2019	Groat, Stacy	0 1/7-2/6/19	RVA INTERNET REIMBURSEMENT	39.99	99 E 800 358 221200 360	06/24/2019
158318	06/24/2019	Groat, Stacy	0 10/7-11/6/18	RVA INTERNET REIMBURSEMENT	39.99	99 E 800 358 221200 360	06/24/2019
158318	06/24/2019	Groat, Stacy	0 11/7-12/6/18	RVA INTERNET REIMBURSEMENT	39.99	99 E 800 358 221200 360	06/24/2019
158318	06/24/2019	Groat, Stacy	0 12/7/18-1/6/19	RVA INTERNET REIMBURSEMENT	39.99	99 E 800 358 221200 360	06/24/2019
158318	06/24/2019	Groat, Stacy	0 2/7-3/6/19	RVA INTERNET REIMBURSEMENT	39.99	99 E 800 358 221200 360	06/24/2019
158318	06/24/2019	Groat, Stacy	0 3/7-4/6/19	RVA INTERNET REIMBURSEMENT	39.99	99 E 800 358 221200 360	06/24/2019
158318	06/24/2019	Groat, Stacy	0 4/7-5/6/19	RVA INTERNET REIMBURSEMENT	39.99	99 E 800 358 221200 360	06/24/2019
158318	06/24/2019	Groat, Stacy	0 5/7-6/6/19	RVA INTERNET REIMBURSEMENT	39.99	99 E 800 358 221200 360	06/24/2019
158318	06/24/2019	Groat, Stacy	0 9/7-10/6/18	RVA INTERNET REIMBURSEMENT	39.99	99 E 800 358 221200 360	06/24/2019
				Totals for Groat, Stacy	359.91		
158319	06/24/2019	Guerrero Silva, Jose	0 2/22-3/21/19	RVA INTERNET REIMBURSEMENT	34.99	99 E 800 358 221200 360	06/24/2019
158319	06/24/2019	Guerrero Silva, Jose	0 3/22-4/21/19	RVA INTERNET REIMBURSEMENT	34.99	99 E 800 358 221200 360	06/24/2019
158319	06/24/2019	Guerrero Silva, Jose	0 4/22-5/21/19	RVA INTERNET REIMBURSEMENT	34.99	99 E 800 358 221200 360	06/24/2019

CHECK #	CHECK DATE	VENDOR	PO INVOICE #	DESCRIPTION	CHECK AMOUNT	ACCOUNT	POST DATE
			NUMBER			NUMBER	
158319	06/24/2019	Guerrero Silva, Jose	0 5/22-6/21/19	RVA INTERNET REIMBURSEMENT	34.99	99 E 800 358 221200 360	06/24/2019
				Totals for Guerrero Silva, Jose	139.96		
158320	06/24/2019	Harris, Carrie	0 1/12-2/11/19	RVA INTERNET REIMBURSEMENT	45.00	99 E 800 358 221200 360	06/24/2019
158320	06/24/2019	Harris, Carrie	0 10/12-11/11/18	RVA INTERNET REIMBURSEMENT	45.00	99 E 800 358 221200 360	06/24/2019
158320	06/24/2019	Harris, Carrie	0 11/12-12/11/18	RVA INTERNET REIMBURSEMENT	45.00	99 E 800 358 221200 360	06/24/2019
158320	06/24/2019	Harris, Carrie	0 12/12/18-1/11/19	RVA INTERNET REIMBURSEMENT	45.00	99 E 800 358 221200 360	06/24/2019
158320	06/24/2019	Harris, Carrie	0 2/12-3/11/19	RVA INTERNET REIMBURSEMENT	45.00	99 E 800 358 221200 360	06/24/2019
158320	06/24/2019	Harris, Carrie	0 3/12-4/11/19	RVA INTERNET REIMBURSEMENT	45.00	99 E 800 358 221200 360	06/24/2019
158320	06/24/2019	Harris, Carrie	0 4/12-5/11/19	RVA INTERNET REIMBURSEMENT	45.00	99 E 800 358 221200 360	06/24/2019
158320	06/24/2019	Harris, Carrie	0 5/12-6/11/19	RVA INTERNET REIMBURSEMENT	45.00	99 E 800 358 221200 360	06/24/2019
				Totals for Harris, Carrie	360.00		
158321	06/24/2019	Herkert, Denise	0 1/28-2/27/19	RVA INTERNET REIMBURSEMENT	65.95	99 E 800 358 221200 360	06/24/2019
158321	06/24/2019	Herkert, Denise	0 10/28-11/27/18	RVA INTERNET REIMBURSEMENT	64.95	99 E 800 358 221200 360	06/24/2019
158321	06/24/2019	Herkert, Denise	0 11/28-12/27/18	RVA INTERNET REIMBURSEMENT	64.95	99 E 800 358 221200 360	06/24/2019
158321	06/24/2019	Herkert, Denise	0 12/28/18-1/27/19	RVA INTERNET REIMBURSEMENT	64.95	99 E 800 358 221200 360	06/24/2019
158321	06/24/2019	Herkert, Denise	0 2/28-3/27/19	RVA INTERNET REIMBURSEMENT	65.95	99 E 800 358 221200 360	06/24/2019
158321	06/24/2019	Herkert, Denise	0 3/28-4/27/19	RVA INTERNET REIMBURSEMENT	65.95	99 E 800 358 221200 360	06/24/2019
158321	06/24/2019	Herkert, Denise	0 4/28-5/27/19	RVA INTERNET REIMBURSEMENT	65.95	99 E 800 358 221200 360	06/24/2019
158321	06/24/2019	Herkert, Denise	0 5/28-6/27/19	RVA INTERNET REIMBURSEMENT	65.95	99 E 800 358 221200 360	06/24/2019
158321	06/24/2019	Herkert, Denise	0 8/17-27/18	RVA INTERNET REIMBURSEMENT	23.10	99 E 800 358 221200 360	06/24/2019
				-PRORATED FROM DATE OF ENROLLMENT			
158321	06/24/2019	Herkert, Denise	0 8/28-9/27/18	RVA INTERNET REIMBURSEMENT	64.95	99 E 800 358 221200 360	06/24/2019
158321	06/24/2019	Herkert, Denise	0 9/28-10/27/18	RVA INTERNET REIMBURSEMENT	64.95	99 E 800 358 221200 360	06/24/2019
				Totals for Herkert, Denise	677.60		
158322	06/24/2019	Howard, Debra	0 1/1-2/1/19	RVA INTERNET REIMBURSEMENT	54.95	99 E 800 358 221200 360	06/24/2019
158322	06/24/2019	Howard, Debra	0 2/1-3/1/19	RVA INTERNET REIMBURSEMENT	54.95	99 E 800 358 221200 360	06/24/2019
158322	06/24/2019	Howard, Debra	0 3/1-4/1/19	RVA INTERNET REIMBURSEMENT	54.95	99 E 800 358 221200 360	06/24/2019
158322	06/24/2019	Howard, Debra	0 4/1-5/1/19	RVA INTERNET REIMBURSEMENT	54.95	99 E 800 358 221200 360	06/24/2019
158322	06/24/2019	Howard, Debra	0 5/1-6/1/19	RVA INTERNET REIMBURSEMENT	54.95	99 E 800 358 221200 360	06/24/2019
158322	06/24/2019	Howard, Debra	0 6/1-7/1/19	RVA INTERNET REIMBURSEMENT	54.95	99 E 800 358 221200 360	06/24/2019
				Totals for Howard, Debra	329.70		
158323	06/24/2019	Ivey, Scott	0 5/4-6/3/19	RVA INTERNET REIMBURSEMENT	35.20	99 E 800 358 221200 360	06/24/2019
				Totals for Ivey, Scott	35.20		
158324	06/24/2019	Jacob, Richard	0 5/6-6/5/19	RVA INTERNET REIMBURSEMENT	59.99	99 E 800 358 221200 360	06/24/2019
158324	06/24/2019	Jacob, Richard	0 6/6-7/5/19	RVA INTERNET REIMBURSEMENT	59.99	99 E 800 358 221200 360	06/24/2019
				Totals for Jacob, Richard	119.98		
158325	06/24/2019	Johnston, Andrew	0 6/5-7/4/19	RVA INTERNET REIMBURSEMENT	75.00	99 E 800 358 221200 360	06/24/2019
				Totals for Johnston, Andrew	75.00		
158326	06/24/2019	Johnson, Victoria	0 APRIL	RVA INTERNET REIMBURSEMENT	50.00	99 E 800 358 221200 360	06/24/2019

CHECK #	CHECK DATE	VENDOR	PO INVOICE #	DESCRIPTION	CHECK AMOUNT	ACCOUNT	POST DATE
			NUMBER			NUMBER	
158326	06/24/2019	Johnson, Victoria	0 JUNE	RVA INTERNET REIMBURSEMENT	75.00	99 E 800 358 221200 360	06/24/2019
158326	06/24/2019	Johnson, Victoria	0 MARCH	RVA INTERNET REIMBURSEMENT	50.00	99 E 800 358 221200 360	06/24/2019
158326	06/24/2019	Johnson, Victoria	0 MAY	RVA INTERNET REIMBURSEMENT	75.00	99 E 800 358 221200 360	06/24/2019
				Totals for Johnson, Victoria	250.00		
158327	06/24/2019	Keding, Christopher	0 8/17-31/18	RVA INTERNET REIMBURSEMENT-PRORATED FROM DATE OF ENROLLMENT	16.95	99 E 800 358 221200 360	06/24/2019
158327	06/24/2019	Keding, Christopher	0 APRIL	RVA INTERNET REIMBURSEMENT	34.99	99 E 800 358 221200 360	06/24/2019
158327	06/24/2019	Keding, Christopher	0 DECEMBER	RVA INTERNET REIMBURSEMENT	34.99	99 E 800 358 221200 360	06/24/2019
158327	06/24/2019	Keding, Christopher	0 FEBRUARY	RVA INTERNET REIMBURSEMENT	34.99	99 E 800 358 221200 360	06/24/2019
158327	06/24/2019	Keding, Christopher	0 JANUARY	RVA INTERNET REIMBURSEMENT	34.99	99 E 800 358 221200 360	06/24/2019
158327	06/24/2019	Keding, Christopher	0 JUNE	RVA INTERNET REIMBURSEMENT	34.99	99 E 800 358 221200 360	06/24/2019
158327	06/24/2019	Keding, Christopher	0 MARCH	RVA INTERNET REIMBURSEMENT	34.99	99 E 800 358 221200 360	06/24/2019
158327	06/24/2019	Keding, Christopher	0 MAY	RVA INTERNET REIMBURSEMENT	34.99	99 E 800 358 221200 360	06/24/2019
158327	06/24/2019	Keding, Christopher	0 NOVEMBER	RVA INTERNET REIMBURSEMENT	34.99	99 E 800 358 221200 360	06/24/2019
158327	06/24/2019	Keding, Christopher	0 OCTOBER	RVA INTERNET REIMBURSEMENT	34.99	99 E 800 358 221200 360	06/24/2019
158327	06/24/2019	Keding, Christopher	0 SEPTEMBER	RVA INTERNET REIMBURSEMENT	34.99	99 E 800 358 221200 360	06/24/2019
				Totals for Keding, Christopher	366.85		
158328	06/24/2019	Keen, Michael JR	0 6/7-7/6/19	RVA INTERNET REIMBURSEMENT	44.99	99 E 800 358 221200 360	06/24/2019
				Totals for Keen, Michael JR	44.99		
158329	06/24/2019	Kimmet, Kimberly	0 5/28-6/27/19	RVA INTERNET REIMBURSEMENT	40.25	99 E 800 358 221200 360	06/24/2019
158329	06/24/2019	Kimmet, Kimberly	0 7/28-8/27/18	RVA INTERNET REIMBURSEMENT	39.25	99 E 800 358 221200 360	06/24/2019
				Totals for Kimmet, Kimberly	79.50		
158330	06/24/2019	Kleinhans, Linda	0 1/4-2/3/19	RVA INTERNET REIMBURSEMENT	29.99	99 E 800 358 221200 360	06/24/2019
158330	06/24/2019	Kleinhans, Linda	0 12/26/18-1/3/19	RVA INTERNET REIMBURSEMENT-PRORATED FROM DATE OF ENROLLMENT	8.73	99 E 800 358 221200 360	06/24/2019
158330	06/24/2019	Kleinhans, Linda	0 2/4-3/3/19	RVA INTERNET REIMBURSEMENT	29.99	99 E 800 358 221200 360	06/24/2019
158330	06/24/2019	Kleinhans, Linda	0 3/4-4/3/19	RVA INTERNET REIMBURSEMENT	29.99	99 E 800 358 221200 360	06/24/2019
158330	06/24/2019	Kleinhans, Linda	0 4/4-5/3/19	RVA INTERNET REIMBURSEMENT	29.99	99 E 800 358 221200 360	06/24/2019
158330	06/24/2019	Kleinhans, Linda	0 5/4-6/3/19	RVA INTERNET REIMBURSEMENT	29.99	99 E 800 358 221200 360	06/24/2019
				Totals for Kleinhans, Linda	158.68		
158331	06/24/2019	Kopp, Steve	0 6/4-7/3/19	RVA INTERNET REIMBURSEMENT	64.99	99 E 800 358 221200 360	06/24/2019
				Totals for Kopp, Steve	64.99		
158332	06/24/2019	Kroening, Josh	0 6/7-7/6/19	RVA INTERNET REIMBURSEMENT	65.99	99 E 800 358 221200 360	06/24/2019
				Totals for Kroening, Josh	65.99		
158333	06/24/2019	Krueger, Kristofor	0 6/10-7/9/19	RVA INTERNET REIMBURSEMENT	60.25	99 E 800 358 221200 360	06/24/2019
				Totals for Krueger, Kristofor	60.25		
158334	06/24/2019	Krzanowski, Darren	0 1/4-2/3/19	RVA INTERNET REIMBURSEMENT	40.25	99 E 800 358 221200 360	06/24/2019

CHECK #	CHECK DATE	VENDOR	PO INVOICE #	DESCRIPTION	CHECK AMOUNT	ACCOUNT	POST DATE
			NUMBER			NUMBER	
158334	06/24/2019	Krzanowski, Darren	0 10/22-11/3/18	RVA INTERNET REIMBURSEMENT-PRORATED FROM DATE OF ENROLLMENT	16.51	99 E 800 358 221200 360	06/24/2019
158334	06/24/2019	Krzanowski, Darren	0 11/4-12/3/18	RVA INTERNET REIMBURSEMENT	39.25	99 E 800 358 221200 360	06/24/2019
158334	06/24/2019	Krzanowski, Darren	0 12/4/18-1/3/19	RVA INTERNET REIMBURSEMENT	39.25	99 E 800 358 221200 360	06/24/2019
158334	06/24/2019	Krzanowski, Darren	0 2/4-3/3/19	RVA INTERNET REIMBURSEMENT	40.25	99 E 800 358 221200 360	06/24/2019
158334	06/24/2019	Krzanowski, Darren	0 3/4-4/3/19	RVA INTERNET REIMBURSEMENT	40.25	99 E 800 358 221200 360	06/24/2019
158334	06/24/2019	Krzanowski, Darren	0 4/4-5/3/19	RVA INTERNET REIMBURSEMENT	40.25	99 E 800 358 221200 360	06/24/2019
158334	06/24/2019	Krzanowski, Darren	0 5/4-6/3/19	RVA INTERNET REIMBURSEMENT	40.25	99 E 800 358 221200 360	06/24/2019
				Totals for Krzanowski, Darren	296.26		
158335	06/24/2019	Kuchera, Cassandra	0 JUNE	RVA INTERNET REIMBURSEMENT	59.99	99 E 800 358 221200 360	06/24/2019
				Totals for Kuchera, Cassandra	59.99		
158336	06/24/2019	Kumm, Ryan	0 5/26-6/27/19	RVA INTERNET REIMBURSEMENT	75.00	99 E 800 358 221200 360	06/24/2019
				Totals for Kumm, Ryan	75.00		
158337	06/24/2019	Larson, Travis	0 JUNE	RVA INTERNET REIMBURSEMENT	65.99	99 E 800 358 221200 360	06/24/2019
				Totals for Larson, Travis	65.99		
158338	06/24/2019	Lavin-Davis, Michelle	0 4/24-5/23/19	RVA INTERNET REIMBURSEMENT	59.99	99 E 800 358 221200 360	06/24/2019
				Totals for Lavin-Davis, Michelle	59.99		
158339	06/24/2019	Leffel, Stacy	0 JUNE	RVA INTERNET REIMBURSEMENT	49.99	99 E 800 358 221200 360	06/24/2019
				Totals for Leffel, Stacy	49.99		
158340	06/24/2019	Linzmeier, Bryan	0 2/28-3/27/19	RVA INTERNET REIMBURSEMENT	45.25	99 E 800 358 221200 360	06/24/2019
158340	06/24/2019	Linzmeier, Bryan	0 3/28-4/27/19	RVA INTERNET REIMBURSEMENT	45.25	99 E 800 358 221200 360	06/24/2019
158340	06/24/2019	Linzmeier, Bryan	0 4/28-5/27/19	RVA INTERNET REIMBURSEMENT	45.25	99 E 800 358 221200 360	06/24/2019
158340	06/24/2019	Linzmeier, Bryan	0 5/28-6/27/19	RVA INTERNET REIMBURSEMENT	45.25	99 E 800 358 221200 360	06/24/2019
				Totals for Linzmeier, Bryan	181.00		
158341	06/24/2019	Lisko, Dawn	0 5/31-6/30/19	RVA INTERNET REIMBURSEMENT	70.99	99 E 800 358 221200 360	06/24/2019
				Totals for Lisko, Dawn	70.99		
158342	06/24/2019	Lowe, Christopher	0 12/22/18-1/7/19	RVA INTERNET REIMBURSEMENT-PRORATED FROM DATE OF ENROLLMENT	27.37	99 E 800 358 221200 360	06/24/2019
				Totals for Lowe, Christopher	27.37		
158343	06/24/2019	Lukes, Shanna	0 5/8-6/7/19	RVA INTERNET REIMBURSEMENT	75.00	99 E 800 358 221200 360	06/24/2019
				Totals for Lukes, Shanna	75.00		
158344	06/24/2019	Malone, Crystal	0 JUNE	RVA INTERNET REIMBURSEMENT	59.99	99 E 800 358 221200 360	06/24/2019
158344	06/24/2019	Malone, Crystal	0 MAY	RVA INTERNET REIMBURSEMENT	59.99	99 E 800 358 221200 360	06/24/2019
				Totals for Malone, Crystal	119.98		
158345	06/24/2019	Mann, Rebecca	0 6/12-7/11/19	RVA INTERNET REIMBURSEMENT	50.00	99 E 800 358 221200 360	06/24/2019
				Totals for Mann, Rebecca	50.00		
158346	06/24/2019	Maricle, William II	0 6/4-7/3/19	RVA INTERNET REIMBURSEMENT	14.99	99 E 800 358 221200 360	06/24/2019

CHECK #	CHECK DATE	VENDOR	PO INVOICE #	DESCRIPTION	CHECK AMOUNT	ACCOUNT	POST DATE
			NUMBER			NUMBER	
				Totals for Maricle, William II	14.99		
158347	06/24/2019	Martinez, Christopher	0 6/3-7/2/19	RVA INTERNET REIMBURSEMENT	54.99	99 E 800 358 221200 360	06/24/2019
				Totals for Martinez, Christopher	54.99		
158348	06/24/2019	Martin Alcantara, Jonathan	0 5/9-6/8/19	RVA INTERNET REIMBURSEMENT	30.00	99 E 800 358 221200 360	06/24/2019
				Totals for Martin Alcantara, Jonathan	30.00		
158349	06/24/2019	McGrew, Rebecca	0 2/8-3/6/19	RVA INTERNET REIMBURSEMENT-PRORATED FROM DATE OF ENROLLMENT	19.17	99 E 800 358 221200 360	06/24/2019
158349	06/24/2019	McGrew, Rebecca	0 3/7-4/6/19	RVA INTERNET REIMBURSEMENT	19.99	99 E 800 358 221200 360	06/24/2019
158349	06/24/2019	McGrew, Rebecca	0 4/7-5/6/19	RVA INTERNET REIMBURSEMENT	19.99	99 E 800 358 221200 360	06/24/2019
158349	06/24/2019	McGrew, Rebecca	0 5/7-6/6/19	RVA INTERNET REIMBURSEMENT	19.99	99 E 800 358 221200 360	06/24/2019
				Totals for McGrew, Rebecca	79.14		
158350	06/24/2019	Minnihan, R.Eric	0 5/29-6/28/19	RVA INTERNET REIMBURSEMENT	65.99	99 E 800 358 221200 360	06/24/2019
				Totals for Minnihan, R.Eric	65.99		
158351	06/24/2019	Narvaez, Art	0 APRIL	RVA INTERNET REIMBURSEMENT	65.99	99 E 800 358 221200 360	06/24/2019
158351	06/24/2019	Narvaez, Art	0 AUGUST	RVA INTERNET REIMBURSEMENT	54.99	99 E 800 358 221200 360	06/24/2019
158351	06/24/2019	Narvaez, Art	0 DECEMBER	RVA INTERNET REIMBURSEMENT	55.99	99 E 800 358 221200 360	06/24/2019
158351	06/24/2019	Narvaez, Art	0 FEBRUARY	RVA INTERNET REIMBURSEMENT	65.99	99 E 800 358 221200 360	06/24/2019
158351	06/24/2019	Narvaez, Art	0 JANUARY	RVA INTERNET REIMBURSEMENT	55.99	99 E 800 358 221200 360	06/24/2019
158351	06/24/2019	Narvaez, Art	0 JULY	RVA INTERNET REIMBURSEMENT	54.99	99 E 800 358 221200 360	06/24/2019
158351	06/24/2019	Narvaez, Art	0 JUNE	RVA INTERNET REIMBURSEMENT	65.99	99 E 800 358 221200 360	06/24/2019
158351	06/24/2019	Narvaez, Art	0 MARCH	RVA INTERNET REIMBURSEMENT	65.99	99 E 800 358 221200 360	06/24/2019
158351	06/24/2019	Narvaez, Art	0 MAY	RVA INTERNET REIMBURSEMENT	65.99	99 E 800 358 221200 360	06/24/2019
158351	06/24/2019	Narvaez, Art	0 NOVEMBER	RVA INTERNET REIMBURSEMENT	54.99	99 E 800 358 221200 360	06/24/2019
158351	06/24/2019	Narvaez, Art	0 OCTOBER	RVA INTERNET REIMBURSEMENT	54.99	99 E 800 358 221200 360	06/24/2019
158351	06/24/2019	Narvaez, Art	0 SEPTEMBER	RVA INTERNET REIMBURSEMENT	54.99	99 E 800 358 221200 360	06/24/2019
				Totals for Narvaez, Art	716.88		
158352	06/24/2019	Neidlein-Edgerton, Hollie	0 JUNE	RVA INTERNET REIMBURSEMENT	75.00	99 E 800 358 221200 360	06/24/2019
				Totals for Neidlein-Edgerton, Hollie	75.00		
158353	06/24/2019	Nichols, David	0 1/7-2/6/19	RVA INTERNET REIMBURSEMENT	65.99	99 E 800 358 221200 360	06/24/2019
158353	06/24/2019	Nichols, David	0 2/7-3/6/19	RVA INTERNET REIMBURSEMENT	65.99	99 E 800 358 221200 360	06/24/2019
158353	06/24/2019	Nichols, David	0 3/7-4/6/19	RVA INTERNET REIMBURSEMENT	65.99	99 E 800 358 221200 360	06/24/2019
158353	06/24/2019	Nichols, David	0 4/7-5/6/19	RVA INTERNET REIMBURSEMENT	65.99	99 E 800 358 221200 360	06/24/2019
158353	06/24/2019	Nichols, David	0 5/7-6/6/19	RVA INTERNET REIMBURSEMENT	65.99	99 E 800 358 221200 360	06/24/2019
158353	06/24/2019	Nichols, David	0 6/7-7/6/19	RVA INTERNET REIMBURSEMENT	65.99	99 E 800 358 221200 360	06/24/2019
				Totals for Nichols, David	395.94		
158354	06/24/2019	Noll-Marsh, Kristin	0 2/4-3/3/19	RVA INTERNET REIMBURSEMENT	65.99	99 E 800 358 221200 360	06/24/2019
158354	06/24/2019	Noll-Marsh, Kristin	0 3/4-4/3/19	RVA INTERNET REIMBURSEMENT	65.99	99 E 800 358 221200 360	06/24/2019
158354	06/24/2019	Noll-Marsh, Kristin	0 4/4-5/3/19	RVA INTERNET REIMBURSEMENT	65.99	99 E 800 358 221200 360	06/24/2019

CHECK #	CHECK DATE	VENDOR	PO INVOICE #	DESCRIPTION	CHECK AMOUNT	ACCOUNT	POST DATE
			NUMBER			NUMBER	
158354	06/24/2019	Noll-Marsh, Kristin	0 5/4-6/3/19	RVA INTERNET REIMBURSEMENT	65.99	99 E 800 358 221200 360	06/24/2019
158354	06/24/2019	Noll-Marsh, Kristin	0 6/4-7/3/19	RVA INTERNET REIMBURSEMENT	65.99	99 E 800 358 221200 360	06/24/2019
158354	06/24/2019	Noll-Marsh, Kristin	0 8/17-9/3/18	RVA INTERNET REIMBURSEMENT-PRORATED FROM DATE OF ENROLLMENT	23.22	99 E 800 358 221200 360	06/24/2019
158354	06/24/2019	Noll-Marsh, Kristin	0 9/4-10/3/18	RVA INTERNET REIMBURSEMENT	39.99	99 E 800 358 221200 360	06/24/2019
				Totals for Noll-Marsh, Kristin	393.16		
158355	06/24/2019	Nowack, Robert	0 5/20-6/19/19	RVA INTERNET REIMBURSEMENT	45.99	99 E 800 358 221200 360	06/24/2019
				Totals for Nowack, Robert	45.99		
158356	06/24/2019	Paulson, Justin	0 6/12-7/11/19	RVA INTERNET REIMBURSEMENT	65.99	99 E 800 358 221200 360	06/24/2019
				Totals for Paulson, Justin	65.99		
158357	06/24/2019	Pazdra, James	0 5/4-6/3/19	RVA INTERNET REIMBURSEMENT	45.25	99 E 800 358 221200 360	06/24/2019
				Totals for Pazdra, James	45.25		
158359	06/24/2019	Poehnel, Derek	0 1/16-2/15/19	RVA INTERNET REIMBURSEMENT	70.00	99 E 800 358 221200 360	06/24/2019
158359	06/24/2019	Poehnel, Derek	0 10/16-11/15/18	RVA INTERNET REIMBURSEMENT	70.00	99 E 800 358 221200 360	06/24/2019
158359	06/24/2019	Poehnel, Derek	0 11/16-12/15/18	RVA INTERNET REIMBURSEMENT	70.00	99 E 800 358 221200 360	06/24/2019
158359	06/24/2019	Poehnel, Derek	0 12/16/18-1/15/19	RVA INTERNET REIMBURSEMENT	70.00	99 E 800 358 221200 360	06/24/2019
158359	06/24/2019	Poehnel, Derek	0 2/16-3/15/19	RVA INTERNET REIMBURSEMENT	70.00	99 E 800 358 221200 360	06/24/2019
158359	06/24/2019	Poehnel, Derek	0 3/16-4/15/19	RVA INTERNET REIMBURSEMENT	70.00	99 E 800 358 221200 360	06/24/2019
158359	06/24/2019	Poehnel, Derek	0 4/16-5/15/19	RVA INTERNET REIMBURSEMENT	70.00	99 E 800 358 221200 360	06/24/2019
158359	06/24/2019	Poehnel, Derek	0 5/16-6/15/19	RVA INTERNET REIMBURSEMENT	70.00	99 E 800 358 221200 360	06/24/2019
158359	06/24/2019	Poehnel, Derek	0 7/1-15/18	RVA INTERNET REIMBURSEMENT-PRORATED FROM BEGINNING OF DISTRICT'S FISCAL YEAR	34.95	99 E 800 358 221200 360	06/24/2019
158359	06/24/2019	Poehnel, Derek	0 7/16-8/15/18	RVA INTERNET REIMBURSEMENT	70.00	99 E 800 358 221200 360	06/24/2019
158359	06/24/2019	Poehnel, Derek	0 8/16-9/15/18	RVA INTERNET REIMBURSEMENT	70.00	99 E 800 358 221200 360	06/24/2019
158359	06/24/2019	Poehnel, Derek	0 9/16-10/15/18	RVA INTERNET REIMBURSEMENT	70.00	99 E 800 358 221200 360	06/24/2019
				Totals for Poehnel, Derek	804.95		
158360	06/24/2019	Porter, Charity	0 6/10-7/9/19	RVA INTERNET REIMBURSEMENT	70.99	99 E 800 358 221200 360	06/24/2019
				Totals for Porter, Charity	70.99		
158361	06/24/2019	Prince, Michael	0 4/24-5/23/19	RVA INTERNET REIMBURSEMENT	70.99	99 E 800 358 221200 360	06/24/2019
158361	06/24/2019	Prince, Michael	0 5/24-6/23/19	RVA INTERNET REIMBURSEMENT	70.99	99 E 800 358 221200 360	06/24/2019
				Totals for Prince, Michael	141.98		
158362	06/24/2019	Puent, LeighAnne	0 6/12-7/11/19	RVA INTERNET REIMBURSEMENT	65.00	99 E 800 358 221200 360	06/24/2019
				Totals for Puent, LeighAnne	65.00		
158363	06/24/2019	Ramos, Lolita	0 5/8-6/7/19	RVA INTERNET REIMBURSEMENT	40.99	99 E 800 358 221200 360	06/24/2019
158363	06/24/2019	Ramos, Lolita	0 6/8-7/7/19	RVA INTERNET REIMBURSEMENT	40.99	99 E 800 358 221200 360	06/24/2019
				Totals for Ramos, Lolita	81.98		

CHECK #	CHECK DATE	VENDOR	PO INVOICE #	DESCRIPTION	CHECK AMOUNT	ACCOUNT	POST DATE
			NUMBER			NUMBER	
158364	06/24/2019	Rinear, Don	0 1/14-2/13/19	RVA INTERNET REIMBURSEMENT	25.99	99 E 800 358 221200 360	06/24/2019
158364	06/24/2019	Rinear, Don	0 10/14-11/13/18	RVA INTERNET REIMBURSEMENT	24.99	99 E 800 358 221200 360	06/24/2019
158364	06/24/2019	Rinear, Don	0 11/14-12/13/18	RVA INTERNET REIMBURSEMENT	24.99	99 E 800 358 221200 360	06/24/2019
158364	06/24/2019	Rinear, Don	0 12/14/18-1/13/19	RVA INTERNET REIMBURSEMENT	25.99	99 E 800 358 221200 360	06/24/2019
158364	06/24/2019	Rinear, Don	0 2/14-3/13/19	RVA INTERNET REIMBURSEMENT	25.99	99 E 800 358 221200 360	06/24/2019
158364	06/24/2019	Rinear, Don	0 3/14-4/13/19	RVA INTERNET REIMBURSEMENT	25.99	99 E 800 358 221200 360	06/24/2019
158364	06/24/2019	Rinear, Don	0 4/14-5/13/19	RVA INTERNET REIMBURSEMENT	25.99	99 E 800 358 221200 360	06/24/2019
158364	06/24/2019	Rinear, Don	0 5/14-6/13/19	RVA INTERNET REIMBURSEMENT	25.99	99 E 800 358 221200 360	06/24/2019
158364	06/24/2019	Rinear, Don	0 8/14-9/13/18	RVA INTERNET REIMBURSEMENT	24.99	99 E 800 358 221200 360	06/24/2019
158364	06/24/2019	Rinear, Don	0 9/14-10/13/18	RVA INTERNET REIMBURSEMENT	24.99	99 E 800 358 221200 360	06/24/2019
				Totals for Rinear, Don	255.90		
158365	06/24/2019	Roberts, Rebecca	0 5/5-6/4/19	RVA INTERNET REIMBURSEMENT	65.99	99 E 800 358 221200 360	06/24/2019
158365	06/24/2019	Roberts, Rebecca	0 6/5-7/4/19	RVA INTERNET REIMBURSEMENT	65.99	99 E 800 358 221200 360	06/24/2019
				Totals for Roberts, Rebecca	131.98		
158366	06/24/2019	Rose, Anna	0 1/20-2/19/19	RVA INTERNET REIMBURSEMENT	65.99	99 E 800 358 221200 360	06/24/2019
158366	06/24/2019	Rose, Anna	0 10/20-11/19/18	RVA INTERNET REIMBURSEMENT	64.99	99 E 800 358 221200 360	06/24/2019
158366	06/24/2019	Rose, Anna	0 11/20-12/29/18	RVA INTERNET REIMBURSEMENT	65.99	99 E 800 358 221200 360	06/24/2019
158366	06/24/2019	Rose, Anna	0 12/30/18-1/19/19	RVA INTERNET REIMBURSEMENT	65.99	99 E 800 358 221200 360	06/24/2019
158366	06/24/2019	Rose, Anna	0 2/20-3/19/19	RVA INTERNET REIMBURSEMENT	65.99	99 E 800 358 221200 360	06/24/2019
158366	06/24/2019	Rose, Anna	0 3/20-4/19/19	RVA INTERNET REIMBURSEMENT	65.99	99 E 800 358 221200 360	06/24/2019
158366	06/24/2019	Rose, Anna	0 4/20-5/19/19	RVA INTERNET REIMBURSEMENT	65.99	99 E 800 358 221200 360	06/24/2019
158366	06/24/2019	Rose, Anna	0 5/20-6/19/19	RVA INTERNET REIMBURSEMENT	65.99	99 E 800 358 221200 360	06/24/2019
158366	06/24/2019	Rose, Anna	0 7/20-9/19/18	RVA INTERNET REIMBURSEMENT	64.99	99 E 800 358 221200 360	06/24/2019
158366	06/24/2019	Rose, Anna	0 8/20-9/19/18	RVA INTERNET REIMBURSEMENT	64.99	99 E 800 358 221200 360	06/24/2019
158366	06/24/2019	Rose, Anna	0 9/20-10/19/18	RVA INTERNET REIMBURSEMENT	64.99	99 E 800 358 221200 360	06/24/2019
				Totals for Rose, Anna	721.89		
158367	06/24/2019	Ruffi, Sarah	0 10/21-11/20/18	RVA INTERNET REIMBURSEMENT	75.00	99 E 800 358 221200 360	06/24/2019
158367	06/24/2019	Ruffi, Sarah	0 11/21-12/20/18	RVA INTERNET REIMBURSEMENT	75.00	99 E 800 358 221200 360	06/24/2019
158367	06/24/2019	Ruffi, Sarah	0 12/21/18-1/20/19	RVA INTERNET REIMBURSEMENT	75.00	99 E 800 358 221200 360	06/24/2019
158367	06/24/2019	Ruffi, Sarah	0 2/21-3/20/19	RVA INTERNET REIMBURSEMENT	75.00	99 E 800 358 221200 360	06/24/2019
158367	06/24/2019	Ruffi, Sarah	0 3/21-4/20/19	RVA INTERNET REIMBURSEMENT	75.00	99 E 800 358 221200 360	06/24/2019
158367	06/24/2019	Ruffi, Sarah	0 4/21-5/20/19	RVA INTERNET REIMBURSEMENT	75.00	99 E 800 358 221200 360	06/24/2019
158367	06/24/2019	Ruffi, Sarah	0 5/21-6/20/19	RVA INTERNET REIMBURSEMENT	75.00	99 E 800 358 221200 360	06/24/2019
158367	06/24/2019	Ruffi, Sarah	0 9/21-10/20/18	RVA INTERNET REIMBURSEMENT	75.00	99 E 800 358 221200 360	06/24/2019
				Totals for Ruffi, Sarah	600.00		
158368	06/24/2019	Schaus, Maurice	0 6/4-7/3/19	RVA INTERNET REIMBURSEMENT	49.99	99 E 800 358 221200 360	06/24/2019
				Totals for Schaus, Maurice	49.99		
158369	06/24/2019	Schmidt, Mark	0 JUNE	RVA INTERNET REIMBURSEMENT	39.95	99 E 800 358 221200 360	06/24/2019
				Totals for Schmidt, Mark	39.95		

CHECK #	CHECK DATE	VENDOR	PO INVOICE #	DESCRIPTION	CHECK AMOUNT	ACCOUNT	POST DATE
			NUMBER			NUMBER	
158370	06/24/2019	Schneider, Tara	0 1/7-2/6/19	RVA INTERNET REIMBURSEMENT	59.99	99 E 800 358 221200 360	06/24/2019
158370	06/24/2019	Schneider, Tara	0 10/7-11/6/18	RVA INTERNET REIMBURSEMENT	54.99	99 E 800 358 221200 360	06/24/2019
158370	06/24/2019	Schneider, Tara	0 11/7-12/6/18	RVA INTERNET REIMBURSEMENT	54.99	99 E 800 358 221200 360	06/24/2019
158370	06/24/2019	Schneider, Tara	0 12/7/18-1/6/19	RVA INTERNET REIMBURSEMENT	59.99	99 E 800 358 221200 360	06/24/2019
158370	06/24/2019	Schneider, Tara	0 2/7-3/6/19	RVA INTERNET REIMBURSEMENT	59.99	99 E 800 358 221200 360	06/24/2019
158370	06/24/2019	Schneider, Tara	0 3/7-4/6/19	RVA INTERNET REIMBURSEMENT	59.99	99 E 800 358 221200 360	06/24/2019
158370	06/24/2019	Schneider, Tara	0 4/7-5/6/19	RVA INTERNET REIMBURSEMENT	59.99	99 E 800 358 221200 360	06/24/2019
158370	06/24/2019	Schneider, Tara	0 5/7-6/6/19	RVA INTERNET REIMBURSEMENT	59.99	99 E 800 358 221200 360	06/24/2019
				Totals for Schneider, Tara	469.92		
158371	06/24/2019	Slaugh, Scott	0 6/16-7/15/19	RVA INTERNET REIMBURSEMENT	65.95	99 E 800 358 221200 360	06/24/2019
				Totals for Slaugh, Scott	65.95		
158372	06/24/2019	Steiger, Burton	0 7/17-8/16/18	RVA INTERNET REIMBURSEMENT	54.99	99 E 800 358 221200 360	06/24/2019
				Totals for Steiger, Burton	54.99		
158373	06/24/2019	Stephenson, Jon	0 1/20-2/19/19	RVA INTERNET REIMBURSEMENT	75.00	99 E 800 358 221200 360	06/24/2019
158373	06/24/2019	Stephenson, Jon	0 10/20-11/19/18	RVA INTERNET REIMBURSEMENT	75.00	99 E 800 358 221200 360	06/24/2019
158373	06/24/2019	Stephenson, Jon	0 11/20-12/19/18	RVA INTERNET REIMBURSEMENT	75.00	99 E 800 358 221200 360	06/24/2019
158373	06/24/2019	Stephenson, Jon	0 12/20/18-1/19/19	RVA INTERNET REIMBURSEMENT	75.00	99 E 800 358 221200 360	06/24/2019
158373	06/24/2019	Stephenson, Jon	0 2/20-3/19/19	RVA INTERNET REIMBURSEMENT	75.00	99 E 800 358 221200 360	06/24/2019
158373	06/24/2019	Stephenson, Jon	0 3/20-31/19	RVA INTERNET REIMBURSEMENT	19.32	99 E 800 358 221200 360	06/24/2019
158373	06/24/2019	Stephenson, Jon	0 APRIL	RVA INTERNET REIMBURSEMENT	49.95	99 E 800 358 221200 360	06/24/2019
158373	06/24/2019	Stephenson, Jon	0 JUNE	RVA INTERNET REIMBURSEMENT	49.95	99 E 800 358 221200 360	06/24/2019
158373	06/24/2019	Stephenson, Jon	0 MAY	RVA INTERNET REIMBURSEMENT	49.95	99 E 800 358 221200 360	06/24/2019
				Totals for Stephenson, Jon	544.17		
158374	06/24/2019	Strey, Adam	0 JUNE	RVA INTERNET REIMBURSEMENT	64.99	99 E 800 358 221200 360	06/24/2019
				Totals for Strey, Adam	64.99		
158375	06/24/2019	Sutherland, Terry	0 1/24-2/23/19	RVA INTERNET REIMBURSEMENT	75.00	99 E 800 358 221200 360	06/24/2019
158375	06/24/2019	Sutherland, Terry	0 12/24/18-1/23/19	RVA INTERNET REIMBURSEMENT	75.00	99 E 800 358 221200 360	06/24/2019
158375	06/24/2019	Sutherland, Terry	0 2/24-3/23/19	RVA INTERNET REIMBURSEMENT	75.00	99 E 800 358 221200 360	06/24/2019
158375	06/24/2019	Sutherland, Terry	0 3/24-4/23/19	RVA INTERNET REIMBURSEMENT	75.00	99 E 800 358 221200 360	06/24/2019
158375	06/24/2019	Sutherland, Terry	0 4/24-5/5/19	RVA INTERNET REIMBURSEMENT-PRORATED THROUGH WITHDRAWAL DATE	30.00	99 E 800 358 221200 360	06/24/2019
				Totals for Sutherland, Terry	330.00		
158376	06/24/2019	Swan, Tamra	0 7/12-8/11/18	RVA INTERNET REIMBURSEMENT	27.00	99 E 800 358 221200 360	06/24/2019
158376	06/24/2019	Swan, Tamra	0 9/12-10/11/18	RVA INTERNET REIMBURSEMENT	27.00	99 E 800 358 221200 360	06/24/2019
				Totals for Swan, Tamra	54.00		
158377	06/24/2019	Swenson, Tiffany	0 3/4-4/3/19	RVA INTERNET REIMBURSEMENT	70.99	99 E 800 358 221200 360	06/24/2019
158377	06/24/2019	Swenson, Tiffany	0 4/4-5/3/19	RVA INTERNET REIMBURSEMENT	70.99	99 E 800 358 221200 360	06/24/2019
158377	06/24/2019	Swenson, Tiffany	0 5/4-6/3/19	RVA INTERNET REIMBURSEMENT	70.99	99 E 800 358 221200 360	06/24/2019

CHECK #	CHECK DATE	VENDOR	PO INVOICE #	DESCRIPTION	CHECK AMOUNT	ACCOUNT	POST DATE
			NUMBER			NUMBER	
158377	06/24/2019	Swenson, Tiffany	0 6/4-7/3/19	RVA INTERNET REIMBURSEMENT	70.99	99 E 800 358 221200 360	06/24/2019
				Totals for Swenson, Tiffany	283.96		
158378	06/24/2019	Syverson, Raymond	0 JUNE	RVA INTERNET REIMBURSEMENT	75.00	99 E 800 358 221200 360	06/24/2019
				Totals for Syverson, Raymond	75.00		
158379	06/24/2019	Taylor, Ryan	0 5/23-6/22/19	RVA INTERNET REIMBURSEMENT	19.99	99 E 800 358 221200 360	06/24/2019
				Totals for Taylor, Ryan	19.99		
158380	06/24/2019	Tomasek, Joseph	0 5/18-6/17/19	RVA INTERNET REIMBURSEMENT	75.00	99 E 800 358 221200 360	06/24/2019
				Totals for Tomasek, Joseph	75.00		
158381	06/24/2019	Wilson, Rebecca	0 5/17-6/16/19	RVA INTERNET REIMBURSEMENT	70.00	99 E 800 358 221200 360	06/24/2019
				Totals for Wilson, Rebecca	70.00		
158382	06/24/2019	Wirtala, Althea	0 3/14-4/13/19	RVA INTERNET REIMBURSEMENT	75.00	99 E 800 358 221200 360	06/24/2019
158382	06/24/2019	Wirtala, Althea	0 4/14-5/13/19	RVA INTERNET REIMBURSEMENT	75.00	99 E 800 358 221200 360	06/24/2019
158382	06/24/2019	Wirtala, Althea	0 5/14-6/13/19	RVA INTERNET REIMBURSEMENT	75.00	99 E 800 358 221200 360	06/24/2019
				Totals for Wirtala, Althea	225.00		
158383	06/24/2019	Woelfel, Kyle	0 8/17-31/18	RVA INTERNET REIMBURSEMENT-PRORATED FROM DATE OF ENROLLMENT	20.85	99 E 800 358 221200 360	06/24/2019
158383	06/24/2019	Woelfel, Kyle	0 JUNE	RVA INTERNET REIMBURSEMENT	42.95	99 E 800 358 221200 360	06/24/2019
158383	06/24/2019	Woelfel, Kyle	0 MAY	RVA INTERNET REIMBURSEMENT	42.95	99 E 800 358 221200 360	06/24/2019
				Totals for Woelfel, Kyle	106.75		
158384	06/24/2019	Apple Inc.	8011800131 AA19477376	ipads	1,398.00	10 E 100 411 129300 000	06/24/2019
158384	06/24/2019	Apple Inc.	8011800131 AA19514349	ipads	10,290.00	10 E 100 440 129300 000	06/24/2019
158384	06/24/2019	Apple Inc.	8011800131 AA19514349	ipads	1,470.00	21 E 100 440 172000 000	06/24/2019
				Totals for Apple Inc.	13,158.00		
158385	06/24/2019	Bub, Michael	0 5/30-6/1/19	STATE TRACK EXPENSES	34.36	10 E 400 342 162000 966	06/24/2019
158385	06/24/2019	Bub, Michael	0 5/30-6/1/19	STATE TRACK EXPENSES	34.36	10 E 400 342 162000 967	06/24/2019
				Totals for Bub, Michael	68.72		
158386	06/24/2019	Charter Communications	0 0002810061519	8245 11 246 0002810: 6/15-7/14/19	30.98	80 E 800 359 230000 000	06/24/2019
				Totals for Charter Communications	30.98		
158387	06/24/2019	Department of Administration	0 505-0000038120	TEACH: 1/1-6/30/19	1,500.00	10 E 800 358 260000 000	06/24/2019
				Totals for Department of Administration	1,500.00		
158388	06/24/2019	Gajewski, Sheryl	0 REIMBURSE	WALMART SUPPLIES	49.92	27 E 800 411 158700 341	06/24/2019
				Totals for Gajewski, Sheryl	49.92		
158389	06/24/2019	Gasser, Joseph	0 REIMBURSE	FUEL	59.00	10 E 400 348 253000 000	06/24/2019
				Totals for Gasser, Joseph	59.00		
158390	06/24/2019	Geiger, Amy	0 6/6/19	MILEAGE TO MSP AIRPORT	118.08	10 E 400 342 127000 000	06/24/2019
				Totals for Geiger, Amy	118.08		
158391	06/24/2019	Gowey, Lea	0 REIMBURSE	ASHA CERTIFICATION/MEMBERSHIP	511.00	27 E 800 940 156600 341	06/24/2019
				Totals for Gowey, Lea	511.00		

CHECK #	CHECK DATE	VENDOR	PO INVOICE #	DESCRIPTION	CHECK AMOUNT	ACCOUNT	POST DATE
			NUMBER			NUMBER	
158392	06/24/2019	Hudak, JoAnn	0 REIMBURSE	SUMMER PROGRAM SUPPLIES	142.09	10 E 800 411 122000 141	06/24/2019
				Totals for Hudak, JoAnn	142.09		
158393	06/24/2019	Jostens of Northern WI	0 6/17	TASSELS	415.25	10 E 400 411 240000 000	06/24/2019
				Totals for Jostens of Northern WI	415.25		
158394	06/24/2019	Medford Area Public School Dis	0 FOOD SERVICE	JEBIDIAH NIXDORF	53.85	50 E 800 411 257000 000	06/24/2019
158394	06/24/2019	Medford Area Public School Dis	0 FOOD SVC	STUDENT VENDING-MASH	87.75	10 E 400 411 240000 000	06/24/2019
				Totals for Medford Area Public School Di	141.60		
158395	06/24/2019	Medford Area Chamber Of Commer	0 6/17	2 SEATS RECOGNITION BANQUET	60.00	10 E 800 940 223900 000	06/24/2019
				Totals for Medford Area Chamber Of Comme	60.00		
158396	06/24/2019	Quik Print	3001800144 61383	copying	355.59	10 E 101 310 110000 000	06/24/2019
158396	06/24/2019	Quik Print	3001800144 61383	copying	1,155.67	10 E 100 310 110000 000	06/24/2019
				Totals for Quik Print	1,511.26		
158397	06/24/2019	Rohland, Hanna	0 6/10-13/19	MADISON EXPENSES	191.12	10 E 400 342 131000 000	06/24/2019
				Totals for Rohland, Hanna	191.12		
158398	06/24/2019	Shear, Lisa	0 REIMBURSE	SUMMER SCHOOL SUPPLIES	20.89	10 E 800 411 221200 000	06/24/2019
				Totals for Shear, Lisa	20.89		
158399	06/24/2019	Strang, Patteson, Renning, Lew	0 902011	PROFESSIONAL SERVICES	285.00	10 E 800 310 231500 000	06/24/2019
158399	06/24/2019	Strang, Patteson, Renning, Lew	0 902011	PROFESSIONAL SERVICES	3,032.50	99 E 800 310 221200 360	06/24/2019
158399	06/24/2019	Strang, Patteson, Renning, Lew	0 902012	PROFESSIONAL SERVICES	2,300.00	99 E 800 310 221200 360	06/24/2019
				Totals for Strang, Patteson, Renning, Le	5,617.50		
158400	06/24/2019	Woller, Scott	0 6/12/19	MSP MILEAGE	122.36	10 E 400 342 240000 000	06/24/2019
				Totals for Woller, Scott	122.36		
158401	06/24/2019	Adomaitis, Joseph	0 8/17-31/18	RVA INTERNET REIMBURSEMENT-PRORATED FROM DATE OF ENROLLMENT	24.15	99 E 800 358 221200 360	06/24/2019
158401	06/24/2019	Adomaitis, Joseph	0 APRIL	RVA INTERNET REIMBURSEMENT	49.95	99 E 800 358 221200 360	06/24/2019
158401	06/24/2019	Adomaitis, Joseph	0 DECEMBER	RVA INTERNET REIMBURSEMENT	49.95	99 E 800 358 221200 360	06/24/2019
158401	06/24/2019	Adomaitis, Joseph	0 FEBRUARY	RVA INTERNET REIMBURSEMENT	49.95	99 E 800 358 221200 360	06/24/2019
158401	06/24/2019	Adomaitis, Joseph	0 JANUARY	RVA INTERNET REIMBURSEMENT	49.95	99 E 800 358 221200 360	06/24/2019
158401	06/24/2019	Adomaitis, Joseph	0 MARCH	RVA INTERNET REIMBURSEMENT	49.95	99 E 800 358 221200 360	06/24/2019
158401	06/24/2019	Adomaitis, Joseph	0 MAY	RVA INTERNET REIMBURSEMENT	49.95	99 E 800 358 221200 360	06/24/2019
158401	06/24/2019	Adomaitis, Joseph	0 NOVEMBER	RVA INTERNET REIMBURSEMENT	49.95	99 E 800 358 221200 360	06/24/2019
158401	06/24/2019	Adomaitis, Joseph	0 OCTOBER	RVA INTERNET REIMBURSEMENT	49.95	99 E 800 358 221200 360	06/24/2019
158401	06/24/2019	Adomaitis, Joseph	0 SEPTEMBER	RVA INTERNET REIMBURSEMENT	49.95	99 E 800 358 221200 360	06/24/2019
				Totals for Adomaitis, Joseph	473.70		
158402	06/24/2019	Behselich, Anna	0 7/1-27/18	RVA INTERNET REIMBURSEMENT-PRORATED FROM BEGINNING OF SCHOOL'S FISCAL YEAR	35.37	99 E 800 358 221200 360	06/24/2019
				Totals for Behselich, Anna	35.37		

CHECK #	CHECK DATE	VENDOR	PO INVOICE #	DESCRIPTION	CHECK AMOUNT	ACCOUNT	POST DATE
			NUMBER			NUMBER	
158403	06/24/2019	Boehmer, Eric	0 7/29-8/28/18	RVA INTERNET REIMBURSEMENT	64.99	99 E 800 358 221200 360	06/24/2019
158403	06/24/2019	Boehmer, Eric	0 8/29-9/28/18	RVA INTERNET REIMBURSEMENT	64.99	99 E 800 358 221200 360	06/24/2019
				Totals for Boehmer, Eric	129.98		
158404	06/24/2019	Bohman, Ashley	0 6/26-7/15/19	RVA INTERNET REIMBURSEMENT	70.99	99 E 800 358 221200 360	06/24/2019
				Totals for Bohman, Ashley	70.99		
158405	06/24/2019	Bonack, Laura	0 6/7-7/6/19	RVA INTERNET REIMBURSEMENT	70.99	99 E 800 358 221200 360	06/24/2019
				Totals for Bonack, Laura	70.99		
158406	06/24/2019	Bretl, Brian	0 5/20-6/19/19	RVA INTERNET REIMBURSEMENT	65.99	99 E 800 358 221200 360	06/24/2019
				Totals for Bretl, Brian	65.99		
158407	06/24/2019	Castaneda, Pamela	0 1/9-2/8/19	RVA INTERNET REIMBURSEMENT	75.00	99 E 800 358 221200 360	06/24/2019
158407	06/24/2019	Castaneda, Pamela	0 2/9-3/8/19	RVA INTERNET REIMBURSEMENT	75.00	99 E 800 358 221200 360	06/24/2019
158407	06/24/2019	Castaneda, Pamela	0 3/9-4/8/19	RVA INTERNET REIMBURSEMENT	75.00	99 E 800 358 221200 360	06/24/2019
158407	06/24/2019	Castaneda, Pamela	0 4/9-5/8/19	RVA INTERNET REIMBURSEMENT	75.00	99 E 800 358 221200 360	06/24/2019
158407	06/24/2019	Castaneda, Pamela	0 5/9-31/19	RVA INTERNET	55.66	99 E 800 358 221200 360	06/24/2019
				REIMBURSEMENT-PRORATED THROUGH GRADUATION			
				Totals for Castaneda, Pamela	355.66		
158408	06/24/2019	Cota, Melissa	0 6/3-7/2/19	RVA INTERNET REIMBURSEMENT	19.99	99 E 800 358 221200 360	06/24/2019
				Totals for Cota, Melissa	19.99		
158409	06/24/2019	Dalbey, Greg	0 1/22-2/21/19	RVA INTERNET REIMBURSEMENT	50.95	99 E 800 358 221200 360	06/24/2019
158409	06/24/2019	Dalbey, Greg	0 10/22-11/21/18	RVA INTERNET REIMBURSEMENT	49.95	99 E 800 358 221200 360	06/24/2019
158409	06/24/2019	Dalbey, Greg	0 11/22-12/21/18	RVA INTERNET REIMBURSEMENT	49.95	99 E 800 358 221200 360	06/24/2019
158409	06/24/2019	Dalbey, Greg	0 12/22/18-1/21/19	RVA INTERNET REIMBURSEMENT	49.95	99 E 800 358 221200 360	06/24/2019
158409	06/24/2019	Dalbey, Greg	0 2/22-3/21/19	RVA INTERNET REIMBURSEMENT	50.95	99 E 800 358 221200 360	06/24/2019
158409	06/24/2019	Dalbey, Greg	0 3/22-4/21/19	RVA INTERNET REIMBURSEMENT	50.95	99 E 800 358 221200 360	06/24/2019
158409	06/24/2019	Dalbey, Greg	0 4/22-5/21/19	RVA INTERNET REIMBURSEMENT	50.95	99 E 800 358 221200 360	06/24/2019
158409	06/24/2019	Dalbey, Greg	0 5/22-6/21/19	RVA INTERNET REIMBURSEMENT	50.95	99 E 800 358 221200 360	06/24/2019
158409	06/24/2019	Dalbey, Greg	0 8/17-21/18	RVA INTERNET	6.45	99 E 800 358 221200 360	06/24/2019
				REIMBURSEMENT-PRORATED FROM DATE OF ENROLLMENT			
158409	06/24/2019	Dalbey, Greg	0 8/22-9/21/18	RVA INTERNET REIMBURSEMENT	55.95	99 E 800 358 221200 360	06/24/2019
158409	06/24/2019	Dalbey, Greg	0 9/22-10/21/18	RVA INTERNET REIMBURSEMENT	49.95	99 E 800 358 221200 360	06/24/2019
				Totals for Dalbey, Greg	516.95		
158410	06/24/2019	Drexler, Cara	0 5/30-6/29/19	RVA INTERNET REIMBURSEMENT	59.99	99 E 800 358 221200 360	06/24/2019
				Totals for Drexler, Cara	59.99		
158411	06/24/2019	Duesing, Wendy	0 4/10-5/9/19	RVA INTERNET REIMBURSEMENT	40.25	99 E 800 358 221200 360	06/24/2019
158411	06/24/2019	Duesing, Wendy	0 5/10-6/9/19	RVA INTERNET REIMBURSEMENT	40.25	99 E 800 358 221200 360	06/24/2019
158411	06/24/2019	Duesing, Wendy	0 6/10-7/9/19	RVA INTERNET REIMBURSEMENT	40.25	99 E 800 358 221200 360	06/24/2019
				Totals for Duesing, Wendy	120.75		

CHECK #	CHECK DATE	VENDOR	PO INVOICE #	DESCRIPTION	CHECK AMOUNT	ACCOUNT	POST DATE
			NUMBER			NUMBER	
158412	06/24/2019	Eron, Cora	0 2/3-3/2/19	RVA INTERNET REIMBURSEMENT	39.99	99 E 800 358 221200 360	06/24/2019
158412	06/24/2019	Eron, Cora	0 3/3-4/2/19	RVA INTERNET REIMBURSEMENT	39.99	99 E 800 358 221200 360	06/24/2019
				Totals for Eron, Cora	79.98		
158413	06/24/2019	Hayward, Lynnette	0 5/30-6/29/19	RVA INTERNET REIMBURSEMENT	69.99	99 E 800 358 221200 360	06/24/2019
				Totals for Hayward, Lynnette	69.99		
158414	06/24/2019	Herres, Kelly	0 AUGUST	RVA INTERNET REIMBURSEMENT	39.95	99 E 800 358 221200 360	06/24/2019
158414	06/24/2019	Herres, Kelly	0 JULY	RVA INTERNET REIMBURSEMENT	39.95	99 E 800 358 221200 360	06/24/2019
				Totals for Herres, Kelly	79.90		
158415	06/24/2019	Krokosz, Sue	0 8/22-9/21/18	RVA INTERNET REIMBURSEMENT	50.00	99 E 800 358 221200 360	06/24/2019
				Totals for Krokosz, Sue	50.00		
158416	06/24/2019	Kuhiwczak, Marcin	0 8/17-31/18	RVA INTERNET REIMBURSEMENT-PRORATED FROM DATE OF ENROLLMENT	28.95	99 E 800 358 221200 360	06/24/2019
158416	06/24/2019	Kuhiwczak, Marcin	0 APRIL	RVA INTERNET REIMBURSEMENT	6.73	99 E 800 358 221200 360	06/24/2019
158416	06/24/2019	Kuhiwczak, Marcin	0 DECEMBER	RVA INTERNET REIMBURSEMENT	59.95	99 E 800 358 221200 360	06/24/2019
158416	06/24/2019	Kuhiwczak, Marcin	0 FEBRUARY	RVA INTERNET REIMBURSEMENT	59.95	99 E 800 358 221200 360	06/24/2019
158416	06/24/2019	Kuhiwczak, Marcin	0 JANUARY	RVA INTERNET REIMBURSEMENT	59.95	99 E 800 358 221200 360	06/24/2019
158416	06/24/2019	Kuhiwczak, Marcin	0 JUNE	RVA INTERNET REIMBURSEMENT	29.95	99 E 800 358 221200 360	06/24/2019
158416	06/24/2019	Kuhiwczak, Marcin	0 MARCH	RVA INTERNET REIMBURSEMENT	59.95	99 E 800 358 221200 360	06/24/2019
158416	06/24/2019	Kuhiwczak, Marcin	0 MAY	RVA INTERNET REIMBURSEMENT	29.95	99 E 800 358 221200 360	06/24/2019
158416	06/24/2019	Kuhiwczak, Marcin	0 NOVEMBER	RVA INTERNET REIMBURSEMENT	59.95	99 E 800 358 221200 360	06/24/2019
158416	06/24/2019	Kuhiwczak, Marcin	0 OCTOBER	RVA INTERNET REIMBURSEMENT	59.95	99 E 800 358 221200 360	06/24/2019
158416	06/24/2019	Kuhiwczak, Marcin	0 SEPTEMBER	RVA INTERNET REIMBURSEMENT	59.95	99 E 800 358 221200 360	06/24/2019
				Totals for Kuhiwczak, Marcin	515.23		
158417	06/24/2019	Lewan, Chasity	0 2/21-3/20/19	RVA INTERNET REIMBURSEMENT	40.00	99 E 800 358 221200 360	06/24/2019
158417	06/24/2019	Lewan, Chasity	0 5/21-6/20/19	RVA INTERNET REIMBURSEMENT	40.00	99 E 800 358 221200 360	06/24/2019
				Totals for Lewan, Chasity	80.00		
158418	06/24/2019	Mann, Alex	0 5/11-6/10/19	RVA INTERNET REIMBURSEMENT	75.00	99 E 800 358 221200 360	06/24/2019
				Totals for Mann, Alex	75.00		
158419	06/24/2019	McGrew, Rebecca	0 6/7-7/6/19	RVA INTERNET REIMBURSEMENT	19.99	99 E 800 358 221200 360	06/24/2019
				Totals for McGrew, Rebecca	19.99		
158420	06/24/2019	Nutting, Brian	0 5/26-6/25/19	RVA INTERNET REIMBURSEMENT	34.99	99 E 800 358 221200 360	06/24/2019
				Totals for Nutting, Brian	34.99		
158421	06/24/2019	Prindiville, Christopher	0 3/19-4/18/19	RVA INTERNET REIMBURSEMENT-LESS OVERPAYMENT MADE ON 5/19-6/18/19 INVOICE-REDUCED DUE TO GRADUATION	27.69	99 E 800 358 221200 360	06/24/2019
158421	06/24/2019	Prindiville, Christopher	0 4/19-5/18/19	RVA INTERNET REIMBURSEMENT	65.99	99 E 800 358 221200 360	06/24/2019
158421	06/24/2019	Prindiville, Christopher	0 7/19-8/18/18	RVA INTERNET REIMBURSEMENT	64.99	99 E 800 358 221200 360	06/24/2019
158421	06/24/2019	Prindiville, Christopher	0 8/19-9/18/18	RVA INTERNET REIMBURSEMENT	64.99	99 E 800 358 221200 360	06/24/2019

CHECK #	CHECK DATE	VENDOR	PO INVOICE #	DESCRIPTION	CHECK AMOUNT	ACCOUNT	POST DATE
			NUMBER			NUMBER	
				Totals for Prindiville, Christopher	223.66		
158422	06/24/2019	Raske, Pamela	0 6/13-7/12/19	RVA INTERNET REIMBURSEMENT	70.99	99 E 800 358 221200 360	06/24/2019
				Totals for Raske, Pamela	70.99		
158423	06/24/2019	Romualdo, Anthony	0 APRIL	RVA INTERNET REIMBURSEMENT	59.95	99 E 800 358 221200 360	06/24/2019
158423	06/24/2019	Romualdo, Anthony	0 FEBRUARY	RVA INTERNET REIMBURSEMENT	59.95	99 E 800 358 221200 360	06/24/2019
158423	06/24/2019	Romualdo, Anthony	0 JUNE	RVA INTERNET REIMBURSEMENT	59.95	99 E 800 358 221200 360	06/24/2019
158423	06/24/2019	Romualdo, Anthony	0 MARCH	RVA INTERNET REIMBURSEMENT	59.95	99 E 800 358 221200 360	06/24/2019
158423	06/24/2019	Romualdo, Anthony	0 MAY	RVA INTERNET REIMBURSEMENT	59.95	99 E 800 358 221200 360	06/24/2019
				Totals for Romualdo, Anthony	299.75		
158424	06/24/2019	Skolasinski, Stephanie	0 6/14-7/13/19	RVA INTERNET REIMBURSEMENT	45.99	99 E 800 358 221200 360	06/24/2019
				Totals for Skolasinski, Stephanie	45.99		
158425	06/24/2019	Smith, Jason	0 3/5-4/4/19	RVA INTERNET REIMBURSEMENT	65.99	99 E 800 358 221200 360	06/24/2019
158425	06/24/2019	Smith, Jason	0 4/5-5/4/19	RVA INTERNET REIMBURSEMENT	65.99	99 E 800 358 221200 360	06/24/2019
158425	06/24/2019	Smith, Jason	0 5/5-6/4/19	RVA INTERNET REIMBURSEMENT	65.99	99 E 800 358 221200 360	06/24/2019
158425	06/24/2019	Smith, Jason	0 6/5-7/4/19	RVA INTERNET REIMBURSEMENT	65.99	99 E 800 358 221200 360	06/24/2019
158425	06/24/2019	Smith, Jason	0 7/5-8/4/18	RVA INTERNET REIMBURSEMENT	64.99	99 E 800 358 221200 360	06/24/2019
158425	06/24/2019	Smith, Jason	0 8/5-9/4/18	RVA INTERNET REIMBURSEMENT	64.99	99 E 800 358 221200 360	06/24/2019
				Totals for Smith, Jason	393.94		
158426	06/24/2019	Somers, Pamela	0 1/18-2/17/19	RVA INTERNET REIMBURSEMENT	75.00	99 E 800 358 221200 360	06/24/2019
158426	06/24/2019	Somers, Pamela	0 10/18-11/17/18	RVA INTERNET REIMBURSEMENT	75.00	99 E 800 358 221200 360	06/24/2019
158426	06/24/2019	Somers, Pamela	0 11/4-12/3/18	RVA INTERNET REIMBURSEMENT	75.00	99 E 800 358 221200 360	06/24/2019
158426	06/24/2019	Somers, Pamela	0 12/18/18-1/17/19	RVA INTERNET REIMBURSEMENT	75.00	99 E 800 358 221200 360	06/24/2019
158426	06/24/2019	Somers, Pamela	0 2/18-3/17/19	RVA INTERNET REIMBURSEMENT	75.00	99 E 800 358 221200 360	06/24/2019
158426	06/24/2019	Somers, Pamela	0 3/18-4/17/19	RVA INTERNET REIMBURSEMENT	75.00	99 E 800 358 221200 360	06/24/2019
158426	06/24/2019	Somers, Pamela	0 4/18-5/17/19	RVA INTERNET REIMBURSEMENT	75.00	99 E 800 358 221200 360	06/24/2019
158426	06/24/2019	Somers, Pamela	0 5/18-6/17/19	RVA INTERNET REIMBURSEMENT	75.00	99 E 800 358 221200 360	06/24/2019
				Totals for Somers, Pamela	600.00		
158427	06/24/2019	Spaulding, Katy	0 6/12-7/11/19	RVA INTERNET REIMBURSEMENT	44.99	99 E 800 358 221200 360	06/24/2019
				Totals for Spaulding, Katy	44.99		
158428	06/24/2019	Thums, Andrew	0 JUNE	RVA INTERNET REIMBURSEMENT	40.00	99 E 800 358 221200 360	06/24/2019
				Totals for Thums, Andrew	40.00		
158429	06/24/2019	Villiard, Gad	0 6/13-7/12/19	RVA INTERNET REIMBURSEMENT	65.99	99 E 800 358 221200 360	06/24/2019
				Totals for Villiard, Gad	65.99		
158430	06/24/2019	Zillmer, Robin	0 6/9-7/8/19	RVA INTERNET REIMBURSEMENT	65.99	99 E 800 358 221200 360	06/24/2019
				Totals for Zillmer, Robin	65.99		
158431	06/24/2019	Zupke, Brian	0 APRIL	RVA INTERNET REIMBURSEMENT	58.04	99 E 800 358 221200 360	06/24/2019
158431	06/24/2019	Zupke, Brian	0 AUGUST	RVA INTERNET REIMBURSEMENT	27.00	99 E 800 358 221200 360	06/24/2019
158431	06/24/2019	Zupke, Brian	0 DECEMBER	RVA INTERNET REIMBURSEMENT	57.00	99 E 800 358 221200 360	06/24/2019
158431	06/24/2019	Zupke, Brian	0 FEBRUARY	RVA INTERNET REIMBURSEMENT	57.00	99 E 800 358 221200 360	06/24/2019

CHECK #	CHECK DATE	VENDOR	PO INVOICE #	DESCRIPTION	CHECK AMOUNT	ACCOUNT	POST DATE
			NUMBER			NUMBER	
158431	06/24/2019	Zupke, Brian	0 JANUARY	RVA INTERNET REIMBURSEMENT	57.00	99 E 800 358 221200 360	06/24/2019
158431	06/24/2019	Zupke, Brian	0 JULY	RVA INTERNET REIMBURSEMENT	27.00	99 E 800 358 221200 360	06/24/2019
158431	06/24/2019	Zupke, Brian	0 JUNE	RVA INTERNET REIMBURSEMENT	58.04	99 E 800 358 221200 360	06/24/2019
158431	06/24/2019	Zupke, Brian	0 MARCH	RVA INTERNET REIMBURSEMENT	43.04	99 E 800 358 221200 360	06/24/2019
158431	06/24/2019	Zupke, Brian	0 MAY	RVA INTERNET REIMBURSEMENT	58.04	99 E 800 358 221200 360	06/24/2019
158431	06/24/2019	Zupke, Brian	0 NOVEMBER	RVA INTERNET REIMBURSEMENT	27.00	99 E 800 358 221200 360	06/24/2019
158431	06/24/2019	Zupke, Brian	0 OCTOBER	RVA INTERNET REIMBURSEMENT	27.00	99 E 800 358 221200 360	06/24/2019
158431	06/24/2019	Zupke, Brian	0 SEPTEMBER	RVA INTERNET REIMBURSEMENT	27.00	99 E 800 358 221200 360	06/24/2019
				Totals for Zupke, Brian	523.16		
158432	06/24/2019	Balciar, Shawn	0 FOOD SERVICE	REFUND	9.70	50 A 000 000 816900 000	06/24/2019
				Totals for Balciar, Shawn	9.70		
158433	06/24/2019	Borman, Andrea	0 FOOD SERVICE	REFUND	18.16	50 A 000 000 816900 000	06/24/2019
				Totals for Borman, Andrea	18.16		
158434	06/24/2019	Brost, Doug	0 FOOD SERVICE	REFUND	80.95	50 A 000 000 816900 000	06/24/2019
				Totals for Brost, Doug	80.95		
158435	06/24/2019	Devine, Taryn	0 FOOD SERVICE	REFUND	143.80	50 A 000 000 816900 000	06/24/2019
				Totals for Devine, Taryn	143.80		
158436	06/24/2019	Doberstein, Brian	0 FOOD SERVICE	REFUND	26.40	50 A 000 000 816900 000	06/24/2019
				Totals for Doberstein, Brian	26.40		
158437	06/24/2019	Doberstein, Dawn	0 FOOD SERVICE	REFUND	26.40	50 A 000 000 816900 000	06/24/2019
				Totals for Doberstein, Dawn	26.40		
158438	06/24/2019	Geiger, Peter	0 FOOD SERVICE	REFUND	6.90	50 A 000 000 816900 000	06/24/2019
				Totals for Geiger, Peter	6.90		
158439	06/24/2019	Hempel, Brian	0 FOOD SERVICE	REFUND	92.30	50 A 000 000 816900 000	06/24/2019
				Totals for Hempel, Brian	92.30		
158440	06/24/2019	Jensen, Suzy	0 FOOD SERVICE	REFUND	27.55	50 A 000 000 816900 000	06/24/2019
				Totals for Jensen, Suzy	27.55		
158441	06/24/2019	Kirkeeng, Kris	0 FOOD SERVICE	REFUND	5.30	50 A 000 000 816900 000	06/24/2019
				Totals for Kirkeeng, Kris	5.30		
158443	06/24/2019	Klingbeil Lumber Company	0 1905-049587	Art Dept./Mural	48.97	10 E 800 411 231000 000	06/24/2019
158443	06/24/2019	Klingbeil Lumber Company	0 1905-050365	Art Dept./Mural	97.94	10 E 800 411 231000 000	06/24/2019
158443	06/24/2019	Klingbeil Lumber Company	0 1905-050900	fasteners/Paint	62.97	21 E 400 411 240000 490	06/24/2019
158443	06/24/2019	Klingbeil Lumber Company	0 1905-051101	Trimmer Line	9.99	10 E 400 411 253000 000	06/24/2019
158443	06/24/2019	Klingbeil Lumber Company	0 1905-051467	Art Dept./Mural	26.98	10 E 800 411 231000 000	06/24/2019
158443	06/24/2019	Klingbeil Lumber Company	0 1905-051749	Hardware	19.31	10 E 200 411 253000 000	06/24/2019
158443	06/24/2019	Klingbeil Lumber Company	0 1905-052609	Art Dept./Mural	31.99	10 E 800 411 231000 000	06/24/2019
158443	06/24/2019	Klingbeil Lumber Company	0 1905-052632	Paint/Sealer	191.96	21 E 400 411 240000 490	06/24/2019
158443	06/24/2019	Klingbeil Lumber Company	0 1905-052779	High Lift Rental	192.50	10 E 400 325 240000 000	06/24/2019
158443	06/24/2019	Klingbeil Lumber Company	0 1905-052991	Plumbing Supplies	15.98	10 E 400 411 254300 000	06/24/2019

CHECK #	CHECK DATE	VENDOR	PO INVOICE #	DESCRIPTION	CHECK AMOUNT	ACCOUNT				POST DATE
						NUMBER	NUMBER	NUMBER	NUMBER	
158443	06/24/2019	Klingbeil Lumber Company	0 1905-053842	Hinges	28.97	21 E 400 411 240000 490				06/24/2019
158443	06/24/2019	Klingbeil Lumber Company	4001800189 1905-048560	supplies	59.88	10 E 400 411 136000 000				06/24/2019
158443	06/24/2019	Klingbeil Lumber Company	4001800210 1905-049929	open po	10.00	10 E 400 411 136000 000				06/24/2019
158443	06/24/2019	Klingbeil Lumber Company	4001800230 1905-048759	Open PO	16.74	10 E 400 411 121000 000				06/24/2019
158443	06/24/2019	Klingbeil Lumber Company	4001800230 1905-048997	Open PO	22.69	10 E 400 411 121000 000				06/24/2019
158443	06/24/2019	Klingbeil Lumber Company	8001800207 1905-051359	Open PO	14.67	10 E 800 411 222300 000				06/24/2019
158443	06/24/2019	Klingbeil Lumber Company	8001800247 1904-047739	open po	35.36	10 E 800 411 136000 400				06/24/2019
158443	06/24/2019	Klingbeil Lumber Company	8001800247 1905-0489553	open po	13.29	10 E 800 411 136000 400				06/24/2019
158443	06/24/2019	Klingbeil Lumber Company	8001800247 1905-049949	open po	10.47	10 E 800 411 136000 400				06/24/2019
158443	06/24/2019	Klingbeil Lumber Company	8001800247 1905-050137	open po	1.99	10 E 800 411 136000 400				06/24/2019
158443	06/24/2019	Klingbeil Lumber Company	8001800247 1905-050325	open po	5.58	10 E 800 411 136000 400				06/24/2019
158443	06/24/2019	Klingbeil Lumber Company	8011800112 1905-048587	open po	79.96	10 E 800 353 260000 000				06/24/2019
158443	06/24/2019	Klingbeil Lumber Company	8011800112 1905-050313	open po	13.44	10 E 800 353 260000 000				06/24/2019
158443	06/24/2019	Klingbeil Lumber Company	8011800112 1905-051702	open po	13.43	10 E 800 353 260000 000				06/24/2019
				Totals for Klingbeil Lumber Company	1,025.06					
158444	06/24/2019	Langel, Jeff	0 FOOD SERVICE	REFUND	83.50	50 A 000 000 816900 000				06/24/2019
				Totals for Langel, Jeff	83.50					
158449	06/24/2019	Medford Cooperative Inc	0 0443	Retirement Banquet	14.39	10 E 800 411 231000 000				06/24/2019
158449	06/24/2019	Medford Cooperative Inc	0 1061	SPED Meeting	65.04	27 E 800 411 158700 341				06/24/2019
158449	06/24/2019	Medford Cooperative Inc	0 1260	Soda & Water	22.78	10 E 200 411 124000 000				06/24/2019
158449	06/24/2019	Medford Cooperative Inc	0 1307	Retirement Banquet	65.98	10 E 800 411 231000 000				06/24/2019
158449	06/24/2019	Medford Cooperative Inc	0 2690	Plumbing	23.57	10 E 400 411 254300 000				06/24/2019
158449	06/24/2019	Medford Cooperative Inc	0 2719	Quikrete	55.92	10 E 101 411 254300 000				06/24/2019
158449	06/24/2019	Medford Cooperative Inc	0 2763	Electrical	12.16	10 E 200 411 254300 000				06/24/2019
158449	06/24/2019	Medford Cooperative Inc	0 2790	Paint Tray	2.39	10 E 400 411 136000 000				06/24/2019
158449	06/24/2019	Medford Cooperative Inc	0 2826	Fasteners	16.79	10 E 101 411 253000 000				06/24/2019
158449	06/24/2019	Medford Cooperative Inc	0 2914	Plumbing	18.99	10 E 101 411 254300 000				06/24/2019
158449	06/24/2019	Medford Cooperative Inc	0 2974	Electrical	9.99	10 E 200 411 254300 000				06/24/2019
158449	06/24/2019	Medford Cooperative Inc	0 3005	Supplies	16.67	10 E 200 411 253000 000				06/24/2019
158449	06/24/2019	Medford Cooperative Inc	0 3132	Plumbing	7.17	10 E 101 411 254300 000				06/24/2019
158449	06/24/2019	Medford Cooperative Inc	0 3174	Plumbing	7.99	10 E 400 411 254300 000				06/24/2019
158449	06/24/2019	Medford Cooperative Inc	0 3298	Shelves	101.83	10 E 400 411 253000 000				06/24/2019
158449	06/24/2019	Medford Cooperative Inc	0 3590	Staff/Volunter Luncheon	191.42	21 E 100 411 240000 085				06/24/2019
158449	06/24/2019	Medford Cooperative Inc	0 3794	MAMS CLC	11.44	80 E 800 411 240000 740				06/24/2019
158449	06/24/2019	Medford Cooperative Inc	0 4319	SPED Meeting	31.13	27 E 800 411 158700 341				06/24/2019
158449	06/24/2019	Medford Cooperative Inc	0 4660	MAMS CLC	12.34	80 E 800 411 240000 740				06/24/2019
158449	06/24/2019	Medford Cooperative Inc	0 5241750	Weed Killer	99.90	10 E 400 411 253000 000				06/24/2019
158449	06/24/2019	Medford Cooperative Inc	0 5882	Staff/Volunter Luncheon	7.59	21 E 100 411 240000 085				06/24/2019
158449	06/24/2019	Medford Cooperative Inc	0 8849	Bleach	6.58	10 E 400 411 253000 000				06/24/2019

CHECK #	CHECK DATE	VENDOR	DESCRIPTION	PO INVOICE #		CHECK AMOUNT	ACCOUNT				POST DATE		
				NUMBER	NUMBER		NUMBER	NUMBER	NUMBER	NUMBER			
158449	06/24/2019	Medford Cooperative Inc	open po	2001800132	1534	1.76	10	E	200	411	126000	000	06/24/2019
158449	06/24/2019	Medford Cooperative Inc	open po	2001800132	5786	94.66	10	E	200	411	126000	000	06/24/2019
158449	06/24/2019	Medford Cooperative Inc	open po	2001800132	9369	33.68	10	E	200	411	126000	000	06/24/2019
158449	06/24/2019	Medford Cooperative Inc	open po	2001800138	0577	77.25	10	E	400	411	135000	000	06/24/2019
158449	06/24/2019	Medford Cooperative Inc	open po	2001800138	2545	30.08	10	E	400	411	135000	000	06/24/2019
158449	06/24/2019	Medford Cooperative Inc	open po	2001800138	3874	47.74	10	E	400	411	135000	000	06/24/2019
158449	06/24/2019	Medford Cooperative Inc	open po	2001800138	6675	17.97	10	E	400	411	135000	000	06/24/2019
158449	06/24/2019	Medford Cooperative Inc	Open PO	2001800154	3445	27.43	10	E	200	411	110000	000	06/24/2019
158449	06/24/2019	Medford Cooperative Inc	Open PO	2001800154	4309	6.99	10	E	200	411	110000	000	06/24/2019
158449	06/24/2019	Medford Cooperative Inc	Open PO	2001800154	6419	17.40	10	E	200	411	110000	000	06/24/2019
158449	06/24/2019	Medford Cooperative Inc	Open PO	2001800154	6727	23.30	10	E	200	411	110000	000	06/24/2019
158449	06/24/2019	Medford Cooperative Inc	Open PO	2001800154	7044	11.33	10	E	200	411	110000	000	06/24/2019
158449	06/24/2019	Medford Cooperative Inc	Open PO	2001800154	7628	15.57	10	E	200	411	110000	000	06/24/2019
158449	06/24/2019	Medford Cooperative Inc	open po	2001800156	0103	112.45	10	E	200	411	126000	000	06/24/2019
158449	06/24/2019	Medford Cooperative Inc	open po	2001800156	4576	28.47	10	E	200	411	126000	000	06/24/2019
158449	06/24/2019	Medford Cooperative Inc	Open PO	2001800195	2698	21.37	10	E	200	411	110000	000	06/24/2019
158449	06/24/2019	Medford Cooperative Inc	open po	2001800211	3820	56.36	10	E	200	411	213000	000	06/24/2019
158449	06/24/2019	Medford Cooperative Inc	open po	2001800211	3914	8.84	10	E	200	411	213000	000	06/24/2019
158449	06/24/2019	Medford Cooperative Inc	open po	3001800191	6188	36.30	10	E	100	411	110000	000	06/24/2019
158449	06/24/2019	Medford Cooperative Inc	open po	3001800191	7253	25.87	10	E	100	411	110000	000	06/24/2019
158449	06/24/2019	Medford Cooperative Inc	open po	3001800191	7353	41.62	10	E	100	411	110000	000	06/24/2019
158449	06/24/2019	Medford Cooperative Inc	open po	4001800115	7491	39.90	10	E	400	411	135000	000	06/24/2019
158449	06/24/2019	Medford Cooperative Inc	open po	4001800115	8120	12.94	10	E	400	411	135000	000	06/24/2019
158449	06/24/2019	Medford Cooperative Inc	Open PO	4001800185	8831	59.95	10	E	400	411	126000	000	06/24/2019
158449	06/24/2019	Medford Cooperative Inc	open po	4001800229	2890	32.89	10	E	400	411	131000	000	06/24/2019
158449	06/24/2019	Medford Cooperative Inc	open po	4001800229	3184	29.97	10	E	400	411	131000	000	06/24/2019
158449	06/24/2019	Medford Cooperative Inc	open po	4001800229	4966	10.77	10	E	400	411	131000	000	06/24/2019
158449	06/24/2019	Medford Cooperative Inc	open po	8001800210	5693	40.58	10	E	800	411	135000	400	06/24/2019
158449	06/24/2019	Medford Cooperative Inc	general supplies	8011800135	3301	14.99	10	E	800	411	221200	000	06/24/2019
158449	06/24/2019	Medford Cooperative Inc	general supplies	8011800135	6498	735.74	10	E	800	411	221200	000	06/24/2019
158449	06/24/2019	Medford Cooperative Inc	open po	9001800123	5373	73.88	27	E	800	411	158700	341	06/24/2019
158449	06/24/2019	Medford Cooperative Inc	open po	9001800123	5938	40.98	27	E	800	411	158700	341	06/24/2019
158449	06/24/2019	Medford Cooperative Inc	Open PO	9001800138	2462	14.07	27	E	800	411	156600	341	06/24/2019
158449	06/24/2019	Medford Cooperative Inc	open po	9001800160	8417	25.54	27	E	800	411	152000	347	06/24/2019
158449	06/24/2019	Medford Cooperative Inc	open po	9001800168	9516	23.98	27	E	800	411	158700	341	06/24/2019
158449	06/24/2019	Medford Cooperative Inc	open po	9001800168	9839	21.98	27	E	800	411	158700	341	06/24/2019
158449	06/24/2019	Medford Cooperative Inc	open po	9001800175	2546	4.58	27	E	800	411	158700	341	06/24/2019
158449	06/24/2019	Medford Cooperative Inc	open po	9001800175	5640	7.32	27	E	800	411	158700	341	06/24/2019
158449	06/24/2019	Medford Cooperative Inc	Open PO	9001800185	2358	236.50	27	E	800	411	158700	341	06/24/2019

CHECK #	CHECK DATE	VENDOR	PO INVOICE #		DESCRIPTION	CHECK AMOUNT	ACCOUNT				POST DATE		
			NUMBER	NUMBER			NUMBER	NUMBER	NUMBER	NUMBER			
158449	06/24/2019	Medford Cooperative Inc	9001800185	2378	Open PO	46.26	27	E	800	411	158700	341	06/24/2019
158449	06/24/2019	Medford Cooperative Inc	9001800185	7126	Open PO	19.05	27	E	800	411	158700	341	06/24/2019
158449	06/24/2019	Medford Cooperative Inc	9001800197	3873	open po	28.23	27	E	800	411	158700	341	06/24/2019
158449	06/24/2019	Medford Cooperative Inc	9001800197	8010	open po	45.21	27	E	800	411	158700	341	06/24/2019
					Totals for Medford Cooperative Inc	3,085.11							
158450	06/24/2019	Neubauer, Roxann M	0	FOOD SERVICE	REFUND	15.85	50	A	000	000	816900	000	06/24/2019
					Totals for Neubauer, Roxann M	15.85							
158451	06/24/2019	Nowak, John	0	FOOD SERVICE	REFUND	5.80	50	A	000	000	816900	000	06/24/2019
					Totals for Nowak, John	5.80							
158452	06/24/2019	Ogle, Paul	0	FOOD SERVICE	REFUND	31.40	50	A	000	000	816900	000	06/24/2019
					Totals for Ogle, Paul	31.40							
158453	06/24/2019	Poehler, Heath	0	FOOD SERVICE	REFUND	10.95	50	A	000	000	816900	000	06/24/2019
					Totals for Poehler, Heath	10.95							
158454	06/24/2019	Pogue, Edward	0	FOOD SERVICE	REFUND	8.05	50	A	000	000	816900	000	06/24/2019
					Totals for Pogue, Edward	8.05							
158455	06/24/2019	Riley, Candice	0	FOOD SERVICE	REFUND	110.74	50	A	000	000	816900	000	06/24/2019
					Totals for Riley, Candice	110.74							
158456	06/24/2019	Rudolph, Dawn	0	FOOD SERVICE	REFUND	18.35	50	A	000	000	816900	000	06/24/2019
					Totals for Rudolph, Dawn	18.35							
158457	06/24/2019	Soundworks Systems Inc	8001800208	105456	Open PO	68.02	10	E	800	440	222300	000	06/24/2019
158457	06/24/2019	Soundworks Systems Inc	8001800208	105456	Open PO	581.98	10	E	800	551	222300	000	06/24/2019
					Totals for Soundworks Systems Inc	650.00							
158458	06/24/2019	Strama, Lori	0	FOOD SERVICE	REFUND	9.20	50	A	000	000	816900	000	06/24/2019
					Totals for Strama, Lori	9.20							
158459	06/24/2019	Syryczuk, Jamie	0	FOOD SERVICE	REFUND	8.70	50	A	000	000	816900	000	06/24/2019
					Totals for Syryczuk, Jamie	8.70							
158460	06/24/2019	Toth, Mark	0	FOOD SERVICE	REFUND	22.90	50	A	000	000	816900	000	06/24/2019
					Totals for Toth, Mark	22.90							
158461	06/24/2019	Vanden Heuvel, Steven	0	FOOD SERVICE	REFUND	26.85	50	A	000	000	816900	000	06/24/2019
					Totals for Vanden Heuvel, Steven	26.85							
158462	06/24/2019	Virnig, Kim	0	FOOD SERVICE	REFUND	31.55	50	A	000	000	816900	000	06/24/2019
					Totals for Virnig, Kim	31.55							
158463	06/24/2019	Volk, Matthew	0	FOOD SERVICE	REFUND	30.45	50	A	000	000	816900	000	06/24/2019
					Totals for Volk, Matthew	30.45							
158464	06/25/2019	City Of Medford	0	2018-2019	POLICE LIAISON OFFER - PAY & BENEFITS	36,303.89	80	E	800	381	219000	000	06/25/2019
					Totals for City Of Medford	36,303.89							
158465	06/27/2019	Medford Area Public School Dis	0	06/28/19PR	PAYROLL REMITTANCE	275,924.49	10	A	000	000	711100	000	06/27/2019
					Totals for Medford Area Public School Di	275,924.49							

CHECK #	CHECK DATE	VENDOR	PO INVOICE #	DESCRIPTION	CHECK AMOUNT	ACCOUNT				POST DATE
						NUMBER	NUMBER	NUMBER	NUMBER	
158466	06/28/2019	Nicolet National Bank	0 06/28/19PR	FICA/MCA REMITTANCE	36,682.96-	10	A	000 000	711100 000	06/28/2019
158466	06/28/2019	Nicolet National Bank	0 06/28/19PR	FICA/MCA REMITTANCE	36,683.16	10	L	000 000	811611 000	06/28/2019
158466	06/28/2019	Nicolet National Bank	0 06/28/19PR	FICA/MCA REMITTANCE	0.20-	10	E	100 220	110000 000	06/28/2019
158466	06/28/2019	Nicolet National Bank	0 06/28/19PR	FICA/MCA REMITTANCE	6,574.70-	27	A	000 000	711100 000	06/28/2019
158466	06/28/2019	Nicolet National Bank	0 06/28/19PR	FICA/MCA REMITTANCE	6,574.70	27	L	000 000	811611 000	06/28/2019
158466	06/28/2019	Nicolet National Bank	0 06/28/19PR	FICA/MCA REMITTANCE	200.78-	80	A	000 000	711100 000	06/28/2019
158466	06/28/2019	Nicolet National Bank	0 06/28/19PR	FICA/MCA REMITTANCE	200.78	80	L	000 000	811611 000	06/28/2019
158466	06/28/2019	Nicolet National Bank	0 06/28/19PR	FICA/MCA REMITTANCE	10,951.46-	99	A	000 000	711100 000	06/28/2019
158466	06/28/2019	Nicolet National Bank	0 06/28/19PR	FICA/MCA REMITTANCE	10,951.46	99	L	000 000	811611 000	06/28/2019
158466	06/28/2019	Nicolet National Bank	0 06/28/19PR.	FEDERAL WITHHOLDING	14,894.16-	10	A	000 000	711100 000	06/28/2019
158466	06/28/2019	Nicolet National Bank	0 06/28/19PR.	FEDERAL WITHHOLDING	14,894.16	10	L	000 000	811612 000	06/28/2019
158466	06/28/2019	Nicolet National Bank	0 06/28/19PR.	FEDERAL WITHHOLDING	3,792.36-	27	A	000 000	711100 000	06/28/2019
158466	06/28/2019	Nicolet National Bank	0 06/28/19PR.	FEDERAL WITHHOLDING	3,792.36	27	L	000 000	811612 000	06/28/2019
158466	06/28/2019	Nicolet National Bank	0 06/28/19PR.	FEDERAL WITHHOLDING	14.48-	80	A	000 000	711100 000	06/28/2019
158466	06/28/2019	Nicolet National Bank	0 06/28/19PR.	FEDERAL WITHHOLDING	14.48	80	L	000 000	811612 000	06/28/2019
158466	06/28/2019	Nicolet National Bank	0 06/28/19PR.	FEDERAL WITHHOLDING	5,160.83-	99	A	000 000	711100 000	06/28/2019
158466	06/28/2019	Nicolet National Bank	0 06/28/19PR.	FEDERAL WITHHOLDING	5,160.83	99	L	000 000	811612 000	06/28/2019
158466	06/28/2019	Nicolet National Bank	0 06/28/19PR..	STATE WITHHOLDING	7,746.00-	10	A	000 000	711100 000	06/28/2019
158466	06/28/2019	Nicolet National Bank	0 06/28/19PR..	STATE WITHHOLDING	7,746.00	10	L	000 000	811613 000	06/28/2019
158466	06/28/2019	Nicolet National Bank	0 06/28/19PR..	STATE WITHHOLDING	1,923.14-	27	A	000 000	711100 000	06/28/2019
158466	06/28/2019	Nicolet National Bank	0 06/28/19PR..	STATE WITHHOLDING	1,923.14	27	L	000 000	811613 000	06/28/2019
158466	06/28/2019	Nicolet National Bank	0 06/28/19PR..	STATE WITHHOLDING	19.35-	80	A	000 000	711100 000	06/28/2019
158466	06/28/2019	Nicolet National Bank	0 06/28/19PR..	STATE WITHHOLDING	19.35	80	L	000 000	811613 000	06/28/2019
158466	06/28/2019	Nicolet National Bank	0 06/28/19PR..	STATE WITHHOLDING	3,279.45-	99	A	000 000	711100 000	06/28/2019
158466	06/28/2019	Nicolet National Bank	0 06/28/19PR..	STATE WITHHOLDING	3,279.45	99	L	000 000	811613 000	06/28/2019
158466	06/28/2019	Nicolet National Bank	0 06/28/19PR...	FLEX BENEFIT	240.00-	10	A	000 000	711100 000	06/28/2019
158466	06/28/2019	Nicolet National Bank	0 06/28/19PR...	FLEX BENEFIT	240.00	10	L	000 000	811691 000	06/28/2019
158466	06/28/2019	Nicolet National Bank	0 06/28/19PR...	FLEX BENEFIT	438.33-	99	A	000 000	711100 000	06/28/2019
158466	06/28/2019	Nicolet National Bank	0 06/28/19PR...	FLEX BENEFIT	438.33	99	L	000 000	811691 000	06/28/2019
158466	06/28/2019	Nicolet National Bank	0 06/28/19PR....	TRUST ADVANTAGE	86.22-	10	A	000 000	711100 000	06/28/2019
158466	06/28/2019	Nicolet National Bank	0 06/28/19PR....	TRUST ADVANTAGE	229.16-	27	A	000 000	711100 000	06/28/2019
158466	06/28/2019	Nicolet National Bank	0 06/28/19PR....	TRUST ADVANTAGE	2.67-	99	A	000 000	711100 000	06/28/2019
158466	06/28/2019	Nicolet National Bank	0 06/28/19PR....	TRUST ADVANTAGE	86.22	10	L	000 000	811660 000	06/28/2019
158466	06/28/2019	Nicolet National Bank	0 06/28/19PR....	TRUST ADVANTAGE	229.16	27	L	000 000	811660 000	06/28/2019
158466	06/28/2019	Nicolet National Bank	0 06/28/19PR....	TRUST ADVANTAGE	2.67	99	L	000 000	811660 000	06/28/2019
158466	06/28/2019	Nicolet National Bank	0 06/28/19PR.....	AMERICAN FUNDS	7,919.96-	10	A	000 000	711100 000	06/28/2019
158466	06/28/2019	Nicolet National Bank	0 06/28/19PR.....	AMERICAN FUNDS	7,919.96	10	L	000 000	811670 000	06/28/2019
158466	06/28/2019	Nicolet National Bank	0 06/28/19PR.....	AMERICAN FUNDS	170.00-	99	A	000 000	711100 000	06/28/2019
158466	06/28/2019	Nicolet National Bank	0 06/28/19PR.....	AMERICAN FUNDS	170.00	99	L	000 000	811670 000	06/28/2019

CHECK #	CHECK DATE	VENDOR	PO INVOICE #	DESCRIPTION	CHECK AMOUNT	ACCOUNT				POST DATE
						NUMBER	NUMBER	NUMBER	NUMBER	
158466	06/28/2019	Nicolet National Bank	0 06/28/19PR.....	MASS MUTUAL	6,652.60-	10	A	000 000	711100 000	06/28/2019
158466	06/28/2019	Nicolet National Bank	0 06/28/19PR.....	MASS MUTUAL	6,652.60	10	L	000 000	811670 000	06/28/2019
158466	06/28/2019	Nicolet National Bank	0 06/28/19PR.....	MASS MUTUAL	30.00-	27	A	000 000	711100 000	06/28/2019
158466	06/28/2019	Nicolet National Bank	0 06/28/19PR.....	MASS MUTUAL	30.00	27	L	000 000	811670 000	06/28/2019
158466	06/28/2019	Nicolet National Bank	0 06/28/19PR.....	MASS MUTUAL	1,167.88-	99	A	000 000	711100 000	06/28/2019
158466	06/28/2019	Nicolet National Bank	0 06/28/19PR.....	MASS MUTUAL	1,167.88	99	L	000 000	811670 000	06/28/2019
158466	06/28/2019	Nicolet National Bank	0 06/28/19PR.....	WRS-JUNE	20,136.83-	10	A	000 000	711100 000	06/28/2019
158466	06/28/2019	Nicolet National Bank	0 06/28/19PR.....	WRS-JUNE	20,136.78	10	L	000 000	811622 000	06/28/2019
158466	06/28/2019	Nicolet National Bank	0 06/28/19PR.....	WRS-JUNE	0.05	10	E	100 211	110000 000	06/28/2019
158466	06/28/2019	Nicolet National Bank	0 06/28/19PR.....	WRS-JUNE	5,331.22-	27	A	000 000	711100 000	06/28/2019
158466	06/28/2019	Nicolet National Bank	0 06/28/19PR.....	WRS-JUNE	5,331.22	27	L	000 000	811622 000	06/28/2019
158466	06/28/2019	Nicolet National Bank	0 06/28/19PR.....	WRS-JUNE	741.30-	50	A	000 000	711100 000	06/28/2019
158466	06/28/2019	Nicolet National Bank	0 06/28/19PR.....	WRS-JUNE	741.30	50	L	000 000	811622 000	06/28/2019
158466	06/28/2019	Nicolet National Bank	0 06/28/19PR.....	WRS-JUNE	1,911.54-	99	A	000 000	711100 000	06/28/2019
158466	06/28/2019	Nicolet National Bank	0 06/28/19PR.....	WRS-JUNE	1,911.54	99	L	000 000	811622 000	06/28/2019
158466	06/28/2019	Nicolet National Bank	0 06/28/19PR.....	WTRS-JUNE	252,442.42-	10	A	000 000	711100 000	06/28/2019
158466	06/28/2019	Nicolet National Bank	0 06/28/19PR.....	WTRS-JUNE	252,441.12	10	L	000 000	811621 000	06/28/2019
158466	06/28/2019	Nicolet National Bank	0 06/28/19PR.....	WTRS-JUNE	1.30	10	E	100 211	110000 000	06/28/2019
158466	06/28/2019	Nicolet National Bank	0 06/28/19PR.....	WTRS-JUNE	63,643.08-	27	A	000 000	711100 000	06/28/2019
158466	06/28/2019	Nicolet National Bank	0 06/28/19PR.....	WTRS-JUNE	63,643.08	27	L	000 000	811621 000	06/28/2019
158466	06/28/2019	Nicolet National Bank	0 06/28/19PR.....	WTRS-JUNE	276.88-	80	A	000 000	711100 000	06/28/2019
158466	06/28/2019	Nicolet National Bank	0 06/28/19PR.....	WTRS-JUNE	276.88	80	L	000 000	811621 000	06/28/2019
158466	06/28/2019	Nicolet National Bank	0 06/28/19PR.....	WTRS-JUNE	20,501.76-	99	A	000 000	711100 000	06/28/2019
158466	06/28/2019	Nicolet National Bank	0 06/28/19PR.....	WTRS-JUNE	20,501.76	99	L	000 000	811621 000	06/28/2019
				Totals for Nicolet National Bank	0.00					
158467	06/28/2019	Delta Dental of Wisconsin	0 06/28/19PR	DENTAL-JULY	15,702.87	10	L	000 000	811632 000	06/28/2019
158467	06/28/2019	Delta Dental of Wisconsin	0 06/28/19PR	DENTAL-JULY	10,535.98	27	L	000 000	811632 000	06/28/2019
158467	06/28/2019	Delta Dental of Wisconsin	0 06/28/19PR	DENTAL-JULY	3,615.17	99	L	000 000	811632 000	06/28/2019
				Totals for Delta Dental of Wisconsin	29,854.02					
158468	06/28/2019	Kansas City Life Insurance Co	0 06/28/19PR	LTD-JULY	2,076.22	10	L	000 000	811633 000	06/28/2019
158468	06/28/2019	Kansas City Life Insurance Co	0 06/28/19PR	LTD-JULY	1,529.80	27	L	000 000	811633 000	06/28/2019
158468	06/28/2019	Kansas City Life Insurance Co	0 06/28/19PR	LTD-JULY	499.71	99	L	000 000	811633 000	06/28/2019
				Totals for Kansas City Life Insurance Co	4,105.73					
158469	06/28/2019	Security Health Plan	0 06/28/19PR	HEALTH-JULY	184,471.73	10	L	000 000	811631 000	06/28/2019
158469	06/28/2019	Security Health Plan	0 06/28/19PR	HEALTH-JULY	142,177.92	27	L	000 000	811631 000	06/28/2019
158469	06/28/2019	Security Health Plan	0 06/28/19PR	HEALTH-JULY	44,309.28	99	L	000 000	811631 000	06/28/2019
				Totals for Security Health Plan	370,958.93					
158470	06/28/2019	Thrivent Financial/Lutherans	0 06/28/19PR	ACCT# 000192600-001	2,850.00	10	L	000 000	811670 000	06/28/2019
				Totals for Thrivent Financial/Lutherans	2,850.00					

CHECK #	CHECK DATE	VENDOR	PO INVOICE #	DESCRIPTION	CHECK AMOUNT	ACCOUNT	POST DATE
			NUMBER			NUMBER	
158471	06/28/2019	Thrivent Mutual Funds	0 06/28/19PR	GROUP# 73190820	970.00	10 L 000 000 811670 000	06/28/2019
158471	06/28/2019	Thrivent Mutual Funds	0 06/28/19PR	GROUP# 73190820	1,530.00	99 L 000 000 811670 000	06/28/2019
				Totals for Thrivent Mutual Funds	2,500.00		
158472	06/28/2019	AXA Equitable	0 06/28/19PR	UNIT# 008365-001	1,100.00	10 L 000 000 811670 000	06/28/2019
				Totals for AXA Equitable	1,100.00		
158473	06/28/2019	WEA MEMBER BENEFITS	0 06/28/19PR	UNIT# 0051	12,550.00	10 L 000 000 811670 000	06/28/2019
158473	06/28/2019	WEA MEMBER BENEFITS	0 06/28/19PR	UNIT# 0051	1,200.00	27 L 000 000 811670 000	06/28/2019
158473	06/28/2019	WEA MEMBER BENEFITS	0 06/28/19PR	UNIT# 0051	70.00	99 L 000 000 811670 000	06/28/2019
158473	06/28/2019	WEA MEMBER BENEFITS	0 06/28/19PR.	UNIT# 0051-ROTH TSA	6,337.00	10 L 000 000 811670 000	06/28/2019
158473	06/28/2019	WEA MEMBER BENEFITS	0 06/28/19PR.	UNIT# 0051-ROTH TSA	600.00	27 L 000 000 811670 000	06/28/2019
158473	06/28/2019	WEA MEMBER BENEFITS	0 06/28/19PR.	UNIT# 0051-ROTH TSA	903.00	99 L 000 000 811670 000	06/28/2019
				Totals for WEA MEMBER BENEFITS	21,660.00		
158474	06/28/2019	Wells Fargo Bank, NA	0 06/28/19PR	98971-01 WDC 457 PLAN	5,335.00	10 L 000 000 811670 000	06/28/2019
158474	06/28/2019	Wells Fargo Bank, NA	0 06/28/19PR	98971-01 WDC 457 PLAN	150.00	27 L 000 000 811670 000	06/28/2019
158474	06/28/2019	Wells Fargo Bank, NA	0 06/28/19PR	98971-01 WDC 457 PLAN	3.00	99 L 000 000 811670 000	06/28/2019
				Totals for Wells Fargo Bank, NA	5,488.00		
158475	06/28/2019	US Department of Education	0 06/28/19PR	GARNISHMENT	124.72	10 L 000 000 811680 000	06/28/2019
				Totals for US Department of Education	124.72		
158476	06/28/2019	WI SCTF	0 06/28/19PR	CHILD SUPPORT	286.00	10 L 000 000 811680 000	06/28/2019
158476	06/28/2019	WI SCTF	0 06/28/19PR.	CHILD SUPPORT	73.00	10 L 000 000 811680 000	06/28/2019
158476	06/28/2019	WI SCTF	0 06/28/19PR..	CHILD SUPPORT	200.00	10 L 000 000 811680 000	06/28/2019
				Totals for WI SCTF	559.00		
158477	06/28/2019	Medford Educational Foundation	0 06/28/19PR	MEF DONATION	46.00	10 L 000 000 811690 000	06/28/2019
158477	06/28/2019	Medford Educational Foundation	0 06/28/19PR	MEF DONATION	24.00	27 L 000 000 811690 000	06/28/2019
				Totals for Medford Educational Foundatio	70.00		
158478	06/28/2019	All Sports Booster Club	0 06/28/19PR	ATHLETIC FIELD DONATION - JAN-JUNE	1,603.20	10 L 000 000 811696 000	06/28/2019
				Totals for All Sports Booster Club	1,603.20		
158479	06/28/2019	Nicolet National Bank	0 06/28/19	AMERICAN FUNDS/EMPLOYER (NONELECTIVE) /LAURA LUNDY	4,000.00	10 A 000 000 711100 000	06/28/2019
158479	06/28/2019	Nicolet National Bank	0 06/28/19	AMERICAN FUNDS/EMPLOYER (NONELECTIVE) /LAURA LUNDY	4,000.00	10 E 800 210 221200 000	06/28/2019
				Totals for Nicolet National Bank	0.00		
158480	06/28/2019	Thrivent Mutual Funds	0 06/28/19	THRIVENT MUTUAL FUNDS/EMPLOYER (NONELECTIVE) /JUSTIN HRABY	4,000.00	10 E 200 210 240000 000	06/28/2019
				Totals for Thrivent Mutual Funds	4,000.00		
158481	06/28/2019	Mass Mutual	0 06/28/19	MASS MUTUAL/EMPLOYER (NONELECTIVE) /CHARLES HECKEL	4,000.00	99 E 800 210 221200 360	06/28/2019

CHECK #	CHECK DATE	VENDOR	PO INVOICE #	DESCRIPTION	CHECK AMOUNT	ACCOUNT	POST DATE
			NUMBER			NUMBER	
158481	06/28/2019	Mass Mutual	0 06/28/19.	MASS MUTUAL/EMPLOYER (NONELECTIVE)/JILL LYBERT	4,000.00	10 E 400 210 240000 000	06/28/2019
158481	06/28/2019	Mass Mutual	0 06/28/19..	MASS MUTUAL/EMPLOYER (NONELECTIVE)/SARA HOLEWINSKI	4,000.00	99 E 800 210 221200 360	06/28/2019
				Totals for Mass Mutual	12,000.00		
158482	06/28/2019	WEA MEMBER BENEFITS	0 06/28/19	UNIT #0051/EMPLOYER (NONELECTIVE)/DAN MILLER	4,000.00	10 E 100 210 240000 000	06/28/2019
158482	06/28/2019	WEA MEMBER BENEFITS	0 06/28/19.	UNIT #0051/EMPLOYER (NONELECTIVE)/SUANN SCHROEDER	2,000.00	10 E 400 210 240000 000	06/28/2019
				Totals for WEA MEMBER BENEFITS	6,000.00		
158483	07/01/2019	Ampro Data Services	0 C83818	LENOVO THINKCENTRE	1,190.00	10 E 800 551 229000 000	06/30/2019
				Totals for Ampro Data Services	1,190.00		
158484	07/01/2019	A'viands LLC	0 INV1900023056A	MAY FOOD SERVICE	108,802.52	50 L 000 000 811200 000	06/30/2019
				Totals for A'viands LLC	108,802.52		
158485	07/01/2019	Ampro Data Services	0 C83812	CHROMEBOOK/MANAGEMENT LICENSE	50.00	10 E 800 360 221500 000	07/01/2019
158485	07/01/2019	Ampro Data Services	0 C83812	CHROMEBOOK/MANAGEMENT LICENSE	628.65	10 E 800 480 221500 000	07/01/2019
158485	07/01/2019	Ampro Data Services	0 C83820	CHROMEBOOK/MANAGEMENT LICENSE/DESKTOPS/CASES/SOFTWARE	16,625.00	10 E 800 360 221500 000	07/01/2019
158485	07/01/2019	Ampro Data Services	0 C83820	CHROMEBOOK/MANAGEMENT LICENSE/DESKTOPS/CASES/SOFTWARE	174,771.50	10 E 800 480 221500 000	07/01/2019
158485	07/01/2019	Ampro Data Services	0 C83820	CHROMEBOOK/MANAGEMENT LICENSE/DESKTOPS/CASES/SOFTWARE	937.50	10 E 400 480 129300 000	07/01/2019
				Totals for Ampro Data Services	193,012.65		
158486	07/08/2019	Batteries Plus	0 P14609833	MASH BATTERIES	122.00	10 E 400 411 254000 000	06/30/2019
				Totals for Batteries Plus	122.00		
158487	07/08/2019	Bergman, Abigail	0 5/31-6/3/19	AMERICAN RED CROSS INSTRUCTION	432.00	80 R 800 272 500000 000	06/30/2019
				Totals for Bergman, Abigail	432.00		
158488	07/08/2019	Equal Right Division	0 JUNE	WORK PERMITS	165.00	21 E 400 310 240000 497	06/30/2019
				Totals for Equal Right Division	165.00		
158489	07/08/2019	MEP Solutions, LLC	0 1683	JUNE	450.00	10 E 800 331 253000 000	06/30/2019
				Totals for MEP Solutions, LLC	450.00		
158490	07/08/2019	Mid-Wisconsin Beverage Inc	0 2613609	MAES	254.35	21 E 100 411 240000 070	06/30/2019
				Totals for Mid-Wisconsin Beverage Inc	254.35		
158491	07/08/2019	Rulien, Jon	0 5/29/19	AP PROCTOR	110.00	10 E 800 310 110000 000	06/30/2019
				Totals for Rulien, Jon	110.00		
158492	07/08/2019	Taylor County Health Dept	0 ID#5000145	7/1/19-6/30/20 LICENSE RENEWAL+LATE FEE	250.00	10 E 400 940 253000 980	06/30/2019
				Totals for Taylor County Health Dept	250.00		
158493	07/08/2019	Tractor Central	2011900005	EQUIPMENT 2019 JOHN DEERE MOWER	35,094.87	10 E 200 551 254600 000	06/30/2019

CHECK #	CHECK DATE	VENDOR	PO INVOICE #	DESCRIPTION	CHECK AMOUNT	ACCOUNT	POST DATE
			NUMBER			NUMBER	
Totals for Tractor Central					35,094.87		
158495	07/22/2019	Klingbeil Lumber Company	0 1906--060306	Compactor rental	33.00	10 E 400 325 253000 000	06/30/2019
158495	07/22/2019	Klingbeil Lumber Company	0 1906-055367	Shelves	56.97	10 E 400 411 253000 000	06/30/2019
158495	07/22/2019	Klingbeil Lumber Company	0 1906-056740	Plumbing	11.02	10 E 400 411 254300 000	06/30/2019
158495	07/22/2019	Klingbeil Lumber Company	0 1906-056779	Plumbing	11.07	10 E 400 411 254300 000	06/30/2019
158495	07/22/2019	Klingbeil Lumber Company	0 1906-056808	Shipping	71.06	10 E 800 353 260000 000	06/30/2019
158495	07/22/2019	Klingbeil Lumber Company	0 1906-057442	Blades	20.27	10 E 200 411 253000 000	06/30/2019
158495	07/22/2019	Klingbeil Lumber Company	0 1906-058349	Putty Knife	9.98	10 E 400 440 253000 000	06/30/2019
158495	07/22/2019	Klingbeil Lumber Company	0 1906-058443	Fasteners	26.58	10 E 400 411 253000 000	06/30/2019
158495	07/22/2019	Klingbeil Lumber Company	0 1906-058793	Summer Schl Supplies	34.45	10 E 800 411 221200 000	06/30/2019
158495	07/22/2019	Klingbeil Lumber Company	0 1906-059158	OSB	10.99	10 E 200 411 253000 000	06/30/2019
158495	07/22/2019	Klingbeil Lumber Company	0 1906-059620	Supplies	9.58	10 E 400 411 253000 000	06/30/2019
158495	07/22/2019	Klingbeil Lumber Company	0 1906-059913	Paint Supplies	19.87	10 E 400 411 254300 000	06/30/2019
158495	07/22/2019	Klingbeil Lumber Company	0 1906-060346	Softsoap	15.58	10 E 800 411 260000 000	06/30/2019
158495	07/22/2019	Klingbeil Lumber Company	2001800118 1906-055210	open po	118.76	10 E 200 411 136000 000	06/30/2019
Totals for Klingbeil Lumber Company					449.18		
158498	07/22/2019	Medford Cooperative Inc	0 2566	Math Meeting	48.12	10 E 800 411 221200 000	06/30/2019
158498	07/22/2019	Medford Cooperative Inc	0 2696	Summer School	48.51	10 E 800 411 221200 000	06/30/2019
158498	07/22/2019	Medford Cooperative Inc	0 3341	Plumbing	76.50	10 E 400 411 254300 000	06/30/2019
158498	07/22/2019	Medford Cooperative Inc	0 3360	Plumbing	37.98	10 E 400 411 254300 000	06/30/2019
158498	07/22/2019	Medford Cooperative Inc	0 3375	Battery	15.98	10 E 200 411 253000 000	06/30/2019
158498	07/22/2019	Medford Cooperative Inc	0 3420	Plumbing	29.95	10 E 400 411 254300 000	06/30/2019
158498	07/22/2019	Medford Cooperative Inc	0 3473	Plumbing	2.59	10 E 400 411 254300 000	06/30/2019
158498	07/22/2019	Medford Cooperative Inc	0 3492	Electrical	2.39	10 E 200 411 254300 000	06/30/2019
158498	07/22/2019	Medford Cooperative Inc	0 3510	Grass Seed	24.13	10 E 101 411 253000 000	06/30/2019
158498	07/22/2019	Medford Cooperative Inc	0 3519	HMV	390.94	10 E 800 411 136000 400	06/30/2019
158498	07/22/2019	Medford Cooperative Inc	0 3527	Plumbing	25.59	10 E 200 411 254300 000	06/30/2019
158498	07/22/2019	Medford Cooperative Inc	0 3534	Perkins - Tech Ed	138.06	10 E 800 411 136000 400	06/30/2019
158498	07/22/2019	Medford Cooperative Inc	0 3563	Fasteners	25.57	10 E 200 411 253000 000	06/30/2019
158498	07/22/2019	Medford Cooperative Inc	0 3586	Car Wash Supplies	35.95	10 E 400 411 253000 000	06/30/2019
158498	07/22/2019	Medford Cooperative Inc	0 3713	Clevis	7.99	10 E 400 411 253000 000	06/30/2019
158498	07/22/2019	Medford Cooperative Inc	0 3730	Paint Supplies	52.75	10 E 200 411 254300 000	06/30/2019
158498	07/22/2019	Medford Cooperative Inc	0 3747	Paint Supplies	39.57	10 E 200 411 254300 000	06/30/2019
158498	07/22/2019	Medford Cooperative Inc	0 3748	Paint Supplies	6.09	10 E 200 411 254300 000	06/30/2019
158498	07/22/2019	Medford Cooperative Inc	0 3771	Adapter	4.59	10 E 400 411 253000 000	06/30/2019
158498	07/22/2019	Medford Cooperative Inc	0 3784	Electrical	4.99	10 E 200 411 254300 000	06/30/2019
158498	07/22/2019	Medford Cooperative Inc	0 3800	Sheet Metal	31.99	10 E 400 411 254300 000	06/30/2019
158498	07/22/2019	Medford Cooperative Inc	0 5299	Summer School	78.53	10 E 800 411 221200 000	06/30/2019
158498	07/22/2019	Medford Cooperative Inc	0 5665	Summer School	39.80	27 E 800 411 158700 341	06/30/2019

CHECK #	CHECK DATE	VENDOR	PO INVOICE #		DESCRIPTION	CHECK AMOUNT	ACCOUNT				POST DATE		
			NUMBER	NUMBER			NUMBER	NUMBER	NUMBER	NUMBER			
158498	07/22/2019	Medford Cooperative Inc	0	6718	Supplies	43.64	10	E	400	411	240000	000	06/30/2019
158498	07/22/2019	Medford Cooperative Inc	0	7128	Laundry Detergent	7.59	10	E	200	411	253000	000	06/30/2019
158498	07/22/2019	Medford Cooperative Inc	0	7186	Summer School	22.27	10	E	800	411	221200	000	06/30/2019
158498	07/22/2019	Medford Cooperative Inc	0	7290	Summer School	55.87	27	E	800	411	158700	341	06/30/2019
158498	07/22/2019	Medford Cooperative Inc	0	8085	Summer School	20.94	10	E	800	411	221200	000	06/30/2019
158498	07/22/2019	Medford Cooperative Inc	0	8138	Summer School	15.97	27	E	800	411	158700	341	06/30/2019
158498	07/22/2019	Medford Cooperative Inc	0	8436	Summer Library Program	52.40	10	E	800	411	122000	141	06/30/2019
158498	07/22/2019	Medford Cooperative Inc	8001800210	3500	open po	425.18	10	E	800	411	135000	400	06/30/2019
158498	07/22/2019	Medford Cooperative Inc	9001800123	5054	open po	67.90	27	E	800	411	158700	341	06/30/2019
					Totals for Medford Cooperative Inc	1,791.20							
158499	07/22/2019	American Welding & Gas	0	06439430	MASH	54.85	10	E	400	571	136000	000	06/30/2019
					Totals for American Welding & Gas	54.85							
158500	07/22/2019	Background Investigation Burea	0	MED008070119-1	JUNE	107.55	10	E	800	310	260000	000	06/30/2019
158500	07/22/2019	Background Investigation Burea	0	MED008070119-1	JUNE	23.90	99	E	800	310	221200	360	06/30/2019
					Totals for Background Investigation Bure	131.45							
158501	07/22/2019	Bergman, Shari	0	REIMBURSE	CPR MASKS	69.50	80	E	800	411	240000	000	06/30/2019
					Totals for Bergman, Shari	69.50							
158502	07/22/2019	Beron, Pamela	0	5/7-8/19	RVA MILEAGE	72.46	99	E	800	342	221200	360	06/30/2019
					Totals for Beron, Pamela	72.46							
158503	07/22/2019	Black River Transport	0	106238	MASH/MAMS	150.00	10	E	400	325	253000	000	06/30/2019
158503	07/22/2019	Black River Transport	0	106238	MASH/MAMS	215.00	10	E	400	329	253000	000	06/30/2019
158503	07/22/2019	Black River Transport	0	106238	MASH/MAMS	65.00	10	E	200	329	253000	000	06/30/2019
158503	07/22/2019	Black River Transport	0	106238	MASH/MAMS	150.00	10	E	200	325	253000	000	06/30/2019
					Totals for Black River Transport	580.00							
158504	07/22/2019	Carrico Aquatic Resources Inc	0	20192936	POOL SUPPLIES	214.94	10	E	400	411	253000	980	06/30/2019
					Totals for Carrico Aquatic Resources Inc	214.94							
158505	07/22/2019	Cenex Fleet Fueling	0	178997CL	FUEL/CENEX & STRAMA'S	173.37	10	E	800	348	253000	000	06/30/2019
158505	07/22/2019	Cenex Fleet Fueling	0	178997CL	FUEL/CENEX & STRAMA'S	504.21	10	E	400	348	253000	000	06/30/2019
158505	07/22/2019	Cenex Fleet Fueling	0	178997CL	FUEL/CENEX & STRAMA'S	139.29	27	E	800	348	256251	011	06/30/2019
158505	07/22/2019	Cenex Fleet Fueling	0	178997CL	FUEL/CENEX & STRAMA'S	29.17	99	E	800	348	221200	360	06/30/2019
					Totals for Cenex Fleet Fueling	846.04							
158506	07/22/2019	Central Wisconsin Publications	0	115488	NEWSLETTER	1,921.04	10	E	800	351	231000	000	06/30/2019
158506	07/22/2019	Central Wisconsin Publications	0	115489	BOE/EMPLOYEMENT	771.25	10	E	800	351	260000	000	06/30/2019
					Totals for Central Wisconsin Publication	2,692.29							
158507	07/22/2019	CESA #10	8021800112	11159	conference registration	100.00	99	E	800	310	221300	360	06/30/2019
					Totals for CESA #10	100.00							
158508	07/22/2019	Chippewa Valley Sporting Goods	0	244550	FIELD PAINT	100.00	10	E	400	411	162000	000	06/30/2019
					Totals for Chippewa Valley Sporting Good	100.00							
158509	07/22/2019	Cindy's Bar & Grill	0	037431	END OF YEAR	240.00	10	E	800	411	221300	000	06/30/2019

CHECK #	CHECK DATE	VENDOR	PO INVOICE #	DESCRIPTION	CHECK AMOUNT	ACCOUNT	POST DATE
			NUMBER			NUMBER	
				Totals for Cindy's Bar & Grill	240.00		
158510	07/22/2019	Commercial Laundry Sales	0 92701	GENERAL SUPPLIES	48.14	10 E 400 411 254000 000	06/30/2019
158510	07/22/2019	Commercial Laundry Sales	0 92708PM-4	WASHER/DRYER PREVENTATIVE MAINTENANCE-MASH	1,002.21	10 E 400 320 254000 000	06/30/2019
				Totals for Commercial Laundry Sales	1,050.35		
158511	07/22/2019	Commercial Recycling Corp	0 63396	RECYCLING	35.00	10 E 100 320 253000 000	06/30/2019
158511	07/22/2019	Commercial Recycling Corp	0 63396	RECYCLING	35.00	10 E 101 320 253000 000	06/30/2019
158511	07/22/2019	Commercial Recycling Corp	0 63396	RECYCLING	35.00	10 E 200 320 253000 000	06/30/2019
158511	07/22/2019	Commercial Recycling Corp	0 63396	RECYCLING	35.00	10 E 400 320 253000 000	06/30/2019
				Totals for Commercial Recycling Corp	140.00		
158512	07/22/2019	Dave's Showcase Furniture	0 MAES	ROOM 225 DOORWAY TRIM	35.00	10 E 100 320 254000 000	06/30/2019
				Totals for Dave's Showcase Furniture	35.00		
158513	07/22/2019	Downey, Stephanie	0 REIMBURSE	FUEL-SPAIN TRIP	36.50	10 E 400 341 123219 000	06/30/2019
				Totals for Downey, Stephanie	36.50		
158514	07/22/2019	Driving Stars LLC	0 6-21-19	DRIVER'S EDUCATION: 16 STUDENTS	1,600.00	99 E 800 310 219000 360	06/30/2019
				Totals for Driving Stars LLC	1,600.00		
158515	07/22/2019	E-Therapy LLC	0 8016	RVA: 6/1-15/19	425.00	27 E 800 310 221222 019	06/30/2019
158515	07/22/2019	E-Therapy LLC	0 8211	RVA: 6/16-30/19	556.25	27 E 800 310 221222 019	06/30/2019
				Totals for E-Therapy LLC	981.25		
158516	07/22/2019	Fourmens Farm Home	0 1-2087446	MASH CUSTODIAL	24.48	10 E 400 411 253000 000	06/30/2019
158516	07/22/2019	Fourmens Farm Home	0 1-2087526	MASH DRYCLEANING	77.22	10 E 400 411 240000 000	06/30/2019
158516	07/22/2019	Fourmens Farm Home	0 1-2089839	MASH CUSTODIAL	70.33	10 E 400 411 253000 000	06/30/2019
				Totals for Fourmens Farm Home	172.03		
158517	07/22/2019	Granton Area School District	0 2018/19	CHARLA PAINTER (2 COURSES)	1,770.00	99 E 800 382 219000 360	06/30/2019
				Totals for Granton Area School District	1,770.00		
158518	07/22/2019	Heid Music	4001800139 2391960	open po	45.95	10 E 400 320 125500 000	06/30/2019
158518	07/22/2019	Heid Music	4001800139 2400715	open po	165.96	10 E 400 320 125500 000	06/30/2019
				Totals for Heid Music	211.91		
158519	07/22/2019	Hillyard Inc.	2011800113 700385216	open po	76.40	10 E 200 411 253000 000	06/30/2019
				Totals for Hillyard Inc.	76.40		
158520	07/22/2019	Holm, Brooke	0 REIMBURSE	SUMMER SCHOOL SUPPLIES	136.59	10 E 800 411 221200 000	06/30/2019
				Totals for Holm, Brooke	136.59		
158521	07/22/2019	Holy Rosary Catholic School	0 6/20-25/19	REIMBURSEMENT-TITLE II	380.07	10 E 800 343 299000 365	06/30/2019
				Totals for Holy Rosary Catholic School	380.07		
158522	07/22/2019	In Stitches & Ink LLC	0 19933	SUMMER SCHOOL SHIRTS	105.00	10 E 800 420 221200 000	06/30/2019
				Totals for In Stitches & Ink LLC	105.00		
158523	07/22/2019	Kamm-Peissig, Tolea	0 REIMBURSE	SUMMER SCHOOL SHIRTS	17.86	10 E 800 411 221200 000	06/30/2019
				Totals for Kamm-Peissig, Tolea	17.86		
158524	07/22/2019	Lageman Lite Excavating	0 2783	CLEAN TRAIL	405.00	10 E 400 320 254000 000	06/30/2019

CHECK #	CHECK DATE	VENDOR	PO INVOICE #	DESCRIPTION	CHECK AMOUNT	ACCOUNT	POST DATE
			NUMBER			NUMBER	
				Totals for Lageman Lite Excavating	405.00		
158525	07/22/2019	Medford Motors Inc	0 59491	#8 OIL CHANGE	49.80	10 E 400 320 253000 000	06/30/2019
158525	07/22/2019	Medford Motors Inc	0 59516	#6 OIL CHANGE	55.85	27 E 800 320 256251 011	06/30/2019
				Totals for Medford Motors Inc	105.65		
158526	07/22/2019	Meissner, Dawn	0 1/9-6/17/19	RVA MILEAGE	902.15	99 E 800 342 221200 360	06/30/2019
158526	07/22/2019	Meissner, Dawn	0 7/16-12/14/18	RVA MILEAGE	396.69	99 E 800 342 221200 360	06/30/2019
158526	07/22/2019	Meissner, Dawn	0 REIMBURSE	NASP MEMBERSHIP	210.00	99 E 800 940 221200 360	06/30/2019
158526	07/22/2019	Meissner, Dawn	0 REIMBURSE2	RVA POSTAGE	19.92	99 E 800 353 221200 360	06/30/2019
				Totals for Meissner, Dawn	1,528.76		
158527	07/22/2019	Menard's	0 32236	CUSTODIAL SUPPLIES	58.90	10 E 400 411 253000 000	06/30/2019
				Totals for Menard's	58.90		
158528	07/22/2019	Nassco Inc	4011800133 S2488826.001	Open PO	114.71	10 E 400 411 253000 000	06/30/2019
				Totals for Nassco Inc	114.71		
158529	07/22/2019	Northern Music Service	2001800128 50853	open po	35.00	10 E 200 411 125500 000	06/30/2019
158529	07/22/2019	Northern Music Service	2001800129 47308	open po	20.00	10 E 200 320 125500 000	06/30/2019
158529	07/22/2019	Northern Music Service	2001800129 47692	open po	35.00	10 E 200 320 125500 000	06/30/2019
158529	07/22/2019	Northern Music Service	2001800129 50389	open po	10.00	10 E 200 320 125500 000	06/30/2019
158529	07/22/2019	Northern Music Service	2001800129 51995	open po	35.00	10 E 200 320 125500 000	06/30/2019
158529	07/22/2019	Northern Music Service	2001800129 52413	open po	35.00	10 E 200 320 125500 000	06/30/2019
				Totals for Northern Music Service	170.00		
158530	07/22/2019	Omega Laboratories Inc	0 24105 6 - 2019	EMPLOYEE DRUG SCREENINGS	267.00	10 E 800 310 260000 000	06/30/2019
158530	07/22/2019	Omega Laboratories Inc	0 24105 6 - 2019	EMPLOYEE DRUG SCREENINGS	58.00	99 E 800 310 221200 360	06/30/2019
				Totals for Omega Laboratories Inc	325.00		
158531	07/22/2019	Porten, Lisa	0 1/3-5/24/19	EMPLOYEE TRAVEL-MENTORSHIP	79.74	10 E 400 342 240000 000	06/30/2019
158531	07/22/2019	Porten, Lisa	0 1/3-6/10/19	EMPLOYEE TRAVEL-CLC	145.80	80 E 800 342 240000 740	06/30/2019
				Totals for Porten, Lisa	225.54		
158532	07/22/2019	Quill Corporation	0 8146035	GENERAL SUPPLIES	292.96	10 E 800 411 260000 000	06/30/2019
				Totals for Quill Corporation	292.96		
158533	07/22/2019	Radlinger, Caroline	0 4/12/19	WI DELLS EXPENSES-OMITTED FROM PREVIOUS REIMBURSEMENT	9.28	27 E 800 342 218100 341	06/30/2019
				Totals for Radlinger, Caroline	9.28		
158534	07/22/2019	Ranum, Allison	0 5/21/19	RVA MILEAGE	18.29	99 E 800 342 221200 360	06/30/2019
				Totals for Ranum, Allison	18.29		
158535	07/22/2019	Schwarz, Mindy	0 5/7-6/19/19	EMPLOYEE TRAVEL	58.10	10 E 400 342 214000 000	06/30/2019
				Totals for Schwarz, Mindy	58.10		
158536	07/22/2019	Sherwin Williams	0 1742-5	PAINT	834.40	10 E 400 411 253000 000	06/30/2019
				Totals for Sherwin Williams	834.40		
158537	07/22/2019	Sterling Water, Inc.	0 342X07594602	RVA	33.00	99 E 800 411 221200 360	06/30/2019
158537	07/22/2019	Sterling Water, Inc.	8011800108 342X07591707	open po	20.75	10 E 400 411 253000 000	06/30/2019

CHECK #	CHECK DATE	VENDOR	PO INVOICE #		DESCRIPTION	CHECK AMOUNT	ACCOUNT				POST DATE		
			NUMBER	NUMBER			NUMBER	NUMBER	NUMBER	NUMBER			
					Totals for Sterling Water, Inc.	53.75							
158538	07/22/2019	Stetsonville Lumber, Inc.	4011800168	01889	Material for Team Building	295.84	10	E	400	411	254000	000	06/30/2019
158538	07/22/2019	Stetsonville Lumber, Inc.	4011800168	01955	CREDIT	199.69	10	E	400	411	254000	000	06/30/2019
					Totals for Stetsonville Lumber, Inc.	96.15							
158539	07/22/2019	Sun Printing	0	105574	BRANDED CATALOG-MARION SD	357.14	99	E	800	411	221200	360	06/30/2019
158539	07/22/2019	Sun Printing	0	105793	NAME TAG/CARDS	140.78	99	E	800	411	221200	360	06/30/2019
158539	07/22/2019	Sun Printing	0	106046	NAME TAG/CARDS	243.01	99	E	800	411	221200	360	06/30/2019
					Totals for Sun Printing	740.93							
158540	07/22/2019	Tom Brick Sales	0	6/27	BAND ITEMS	845.91	10	E	400	420	125500	000	06/30/2019
					Totals for Tom Brick Sales	845.91							
158541	07/22/2019	van der Berg, Beth	0	2/28-5/29/19	EMPLOYEE TRAVEL	22.32	27	E	800	342	158700	341	06/30/2019
158541	07/22/2019	van der Berg, Beth	0	9/5-10/3/18	EMPLOYEE TRAVEL	5.18	27	E	800	342	158700	341	06/30/2019
158541	07/22/2019	van der Berg, Beth	0	REIMBURSE	NASP DUES	75.00	27	E	800	940	158700	341	06/30/2019
					Totals for van der Berg, Beth	102.50							
158542	07/22/2019	Weir, Becky	0	1/3-5/14/19	EMPLOYEE TRAVEL	82.08	10	E	100	342	253000	000	06/30/2019
					Totals for Weir, Becky	82.08							
158543	07/22/2019	Wil-Kil Pest Control	0	3658945	PEST CONTROL: MAES	16.62	10	E	100	320	253000	000	06/30/2019
158543	07/22/2019	Wil-Kil Pest Control	0	3658945	PEST CONTROL: MAES	16.63	50	E	800	320	257000	000	06/30/2019
158543	07/22/2019	Wil-Kil Pest Control	0	3659023	PEST CONTROL: MAMS	14.75	10	E	200	320	253000	000	06/30/2019
158543	07/22/2019	Wil-Kil Pest Control	0	3659023	PEST CONTROL: MAMS	14.75	50	E	800	320	257000	000	06/30/2019
158543	07/22/2019	Wil-Kil Pest Control	0	3659024	PEST CONTROL: MASH	19.12	10	E	400	320	253000	000	06/30/2019
158543	07/22/2019	Wil-Kil Pest Control	0	3659024	PEST CONTROL: MASH	19.13	50	E	800	320	257000	000	06/30/2019
158543	07/22/2019	Wil-Kil Pest Control	0	3659075	PEST CONTROL: SES	17.62	10	E	101	320	253000	000	06/30/2019
158543	07/22/2019	Wil-Kil Pest Control	0	3659075	PEST CONTROL: SES	17.63	50	E	800	320	257000	000	06/30/2019
					Totals for Wil-Kil Pest Control	136.25							
158544	07/22/2019	WKEB/WIGM Radio	0	19060218	BOE	75.00	10	E	800	351	260000	000	06/30/2019
					Totals for WKEB/WIGM Radio	75.00							
158545	07/12/2019	Medford Area Public School Dis	0	06/30 & 07/05 P	JUNE & JULY PAYROLL HOURS FOR	251,496.68	10	A	000	000	711100	000	07/12/2019
					07/15/19								
					Totals for Medford Area Public School Di	251,496.68							
158546	07/15/2019	Advanced Disposal Services	0	M10000954539	WASTE SERVICES: JUNE	854.10	10	E	400	324	253000	000	06/30/2019
158546	07/15/2019	Advanced Disposal Services	0	M10000954539	WASTE SERVICES: JUNE	614.67	10	E	100	324	253000	000	06/30/2019
158546	07/15/2019	Advanced Disposal Services	0	M10000954539	WASTE SERVICES: JUNE	259.06	10	E	101	324	253000	000	06/30/2019
158546	07/15/2019	Advanced Disposal Services	0	M10000954539	WASTE SERVICES: JUNE	452.30	10	E	200	324	253000	000	06/30/2019
158546	07/15/2019	Advanced Disposal Services	0	MD0000002891	GATE CHARGE	42.86	10	E	400	324	253000	000	06/30/2019
					Totals for Advanced Disposal Services	2,222.99							
158547	07/15/2019	AT&T	0	3706468407	831-000-7980 645 - JUNE	1,052.14	10	E	800	355	260000	000	06/30/2019
					Totals for AT&T	1,052.14							
158548	07/15/2019	CenturyLink	0	1471606888	LONG DISTANCE	96.05	10	E	800	355	260000	000	06/30/2019

CHECK #	CHECK DATE	VENDOR	PO INVOICE #	DESCRIPTION	CHECK AMOUNT	ACCOUNT	POST DATE
			NUMBER			NUMBER	
158548	07/15/2019	CenturyLink	0 1471606888	LONG DISTANCE	89.40	99 E 800 355 221200 360	06/30/2019
				Totals for CenturyLink	185.45		
158549	07/15/2019	Kwik Trip	0 00239281	FUEL	53.66	10 E 800 348 253000 000	06/30/2019
158549	07/15/2019	Kwik Trip	0 00239281	FUEL	304.07	10 E 400 348 253000 000	06/30/2019
				Totals for Kwik Trip	357.73		
158550	07/15/2019	Taylor Electric Cooperative	0 75601	SCHOOL FOREST: JUNE	55.78	10 E 800 336 253000 000	06/30/2019
				Totals for Taylor Electric Cooperative	55.78		
158551	07/15/2019	UW-Stout	0 0450557	NATASHA MALLAK (DANIELS)-SUMMER 2019	2,780.34	27 E 800 291 221300 011	06/30/2019
				Totals for UW-Stout	2,780.34		
158552	07/15/2019	UW-Stout	0 0487232	BETH VAN DER BERG-SUMMER 2019	2,780.34	27 E 800 291 221300 011	06/30/2019
				Totals for UW-Stout	2,780.34		
158553	07/15/2019	UW-Stout	0 0703028	TATE HEDTKE-SUMMER 2019	4,170.51	27 E 800 291 221300 011	06/30/2019
				Totals for UW-Stout	4,170.51		
158554	07/15/2019	Verizon Wireless	0 9832945887	582944984-00001: 5/27-6/26/19	523.65	10 E 800 355 260000 000	06/30/2019
158554	07/15/2019	Verizon Wireless	0 9832945887	582944984-00001: 5/27-6/26/19	185.63	99 E 800 355 221200 360	06/30/2019
				Totals for Verizon Wireless	709.28		
158555	07/15/2019	Xcel Energy	0 52-6418442-5	SES ELECTRICITY: 5/28-6/26/19	1,226.17	10 E 800 336 253000 000	06/30/2019
				Totals for Xcel Energy	1,226.17		
158556	07/15/2019	Charter Communications	0 0062442062719	8245 11 246 0062442: 6/27-7/26/19	45.44	99 E 800 358 221200 360	07/15/2019
				Totals for Charter Communications	45.44		
158557	07/15/2019	Marshfield Parks & Recreation	0 3/30/20	RVA DEPOSIT: GALLERY NIGHT	40.00	99 E 800 411 110000 360	07/15/2019
				Totals for Marshfield Parks & Recreation	40.00		
158558	07/15/2019	WI SCTF	0 BW SUPPORT	GARNISHMENT PAYMENT FROM TERRANCE BRADY W REMITTANCE ID 6063683 ORDER ID 6063683	73.00	10 L 000 000 811680 000	07/15/2019
158558	07/15/2019	WI SCTF	0 JC SUPPORT	GARNISHMENT PAYMENT FROM JAMIE CLIVER REMITTANCE ID 778717 ORDER ID 6014FA000106	400.00	10 L 000 000 811680 000	07/15/2019
158558	07/15/2019	WI SCTF	0 TL SUPPORT	GARNISHMENT PAYMENT FROM TERRANCE LYBERT REMITTANCE ID 5032775 ORDER ID 6007FA000083	286.00	10 L 000 000 811680 000	07/15/2019
				Totals for WI SCTF	759.00		
158559	07/22/2019	Adaptive Solutions	0 ATTW356	YEARLY SUBSCRIPTION	420.00	27 E 800 360 218100 341	07/22/2019
				Totals for Adaptive Solutions	420.00		
158560	07/22/2019	Anatowind Music Clinic	2001900026 20	Webcam	1,000.00	10 E 200 310 125500 000	07/22/2019
				Totals for Anatowind Music Clinic	1,000.00		
158561	07/22/2019	Athanasίου, Amber	0 REIMBURSE	NATIONAL BOARDS	375.00	10 E 800 291 221300 000	07/22/2019
				Totals for Athanasίου, Amber	375.00		

CHECK #	CHECK DATE	VENDOR	PO INVOICE #	DESCRIPTION	CHECK AMOUNT	ACCOUNT	POST DATE
			NUMBER			NUMBER	
158562	07/22/2019	Batteries Plus	0 P16157454	BATTERY	64.90	10 E 200 411 254000 000	07/22/2019
				Totals for Batteries Plus	64.90		
158563	07/22/2019	Bunkelman, Kristine	0 REIMBURSE	LEARNING THEORIES	125.00	10 E 800 291 221300 000	07/22/2019
				Totals for Bunkelman, Kristine	125.00		
158564	07/22/2019	Crank-Woller, Richelle	0 REIMBURSE	LEGAL ASPECTS OF EDUCATION	375.00	10 E 800 291 221300 000	07/22/2019
				Totals for Crank-Woller, Richelle	375.00		
158565	07/22/2019	Drake, Kelsie	0 REIMBURSE	NATIONAL BOARDS/COMPONENT 2	375.00	10 E 800 291 221300 000	07/22/2019
				Totals for Drake, Kelsie	375.00		
158566	07/22/2019	EBSCO Information Services	1001900029 1000107461-1	magazine renewal	564.85	10 E 101 434 222200 000	07/22/2019
158566	07/22/2019	EBSCO Information Services	2001900018 1000104512-1	subscription	1,256.75	10 E 200 434 222200 000	07/22/2019
158566	07/22/2019	EBSCO Information Services	4001900009 1579936	renewal	30.01	10 E 400 439 135000 000	07/22/2019
				Totals for EBSCO Information Services	1,851.61		
158567	07/22/2019	Engleberty, Janel	0 REIMBURSE	FOUNDATIONS OF INSTRUCTIONAL DESIGN	125.00	10 E 800 291 221300 000	07/22/2019
158567	07/22/2019	Engleberty, Janel	0 REIMBURSE2	INSTRUCTIONAL DESIGN ANALYSIS	250.00	10 E 800 291 221300 000	07/22/2019
				Totals for Engleberty, Janel	375.00		
158568	07/22/2019	Everhard, Donald	0 2019/20	CELL PHONE REIMBURSEMENT	420.00	10 E 101 355 240000 000	07/22/2019
				Totals for Everhard, Donald	420.00		
158569	07/22/2019	Future Design School Inc	0 8/6/19	FUTURE SKILLS INSTITUTE	2,732.00	10 E 800 310 221200 000	07/22/2019
158569	07/22/2019	Future Design School Inc	0 8/6/19	FUTURE SKILLS INSTITUTE	2,768.00	10 E 800 310 221200 562	07/22/2019
				Totals for Future Design School Inc	5,500.00		
158570	07/22/2019	Glynlyon, Inc.	8001900010 OW39113901	Online Courses	27,500.00	99 E 800 360 110000 360	07/22/2019
				Totals for Glynlyon, Inc.	27,500.00		
158571	07/22/2019	Great Northern Conference	0 2019/20	CONFERENCE FEES	2,200.00	10 E 400 940 162000 000	07/22/2019
				Totals for Great Northern Conference	2,200.00		
158572	07/22/2019	Grinker, Traci	0 REIMBURSE	ADV PSYCH OF LEARNING/ASSMT FOR LEARNING	250.00	10 E 800 291 221300 000	07/22/2019
				Totals for Grinker, Traci	250.00		
158573	07/22/2019	Hedtke, Tate	0 REIMBURSE	PROFESSIONAL SKILLS DEVELOPMENT	375.00	27 E 800 291 221300 011	07/22/2019
				Totals for Hedtke, Tate	375.00		
158574	07/22/2019	Hillyard Inc.	1011900005 603463372	CUSTODIAL SUPPLIES	7,074.27	10 E 101 411 253000 000	07/22/2019
158574	07/22/2019	Hillyard Inc.	1011900005 603485742	CUSTODIAL SUPPLIES	129.74	10 E 101 411 253000 000	07/22/2019
158574	07/22/2019	Hillyard Inc.	1011900007 603452002	Cleaning Equipment	7,622.69	10 E 101 563 254900 000	07/22/2019
158574	07/22/2019	Hillyard Inc.	1011900007 603452002	Cleaning Equipment	2,186.82	10 E 101 561 254900 000	07/22/2019
158574	07/22/2019	Hillyard Inc.	2011900002 603466298	CUSTODIAL SUPPLIES	11,542.38	10 E 200 411 253000 000	07/22/2019
158574	07/22/2019	Hillyard Inc.	3011900006 603466297	CUSTODIAL SUPPLIES	6,612.48	10 E 100 411 253000 000	07/22/2019
158574	07/22/2019	Hillyard Inc.	3011900006 603472974	CUSTODIAL SUPPLIES	1,755.46	10 E 100 411 253000 000	07/22/2019
158574	07/22/2019	Hillyard Inc.	4011900003 603461875	GENERAL SUPPLIES	3,397.63	10 E 400 324 254300 000	07/22/2019
158574	07/22/2019	Hillyard Inc.	4011900003 603461875	GENERAL SUPPLIES	2,912.26	10 E 100 324 254300 000	07/22/2019

CHECK #	CHECK DATE	VENDOR	PO INVOICE #		DESCRIPTION	CHECK AMOUNT	ACCOUNT				POST DATE		
			NUMBER	NUMBER			NUMBER	NUMBER	NUMBER	NUMBER			
158574	07/22/2019	Hillyard Inc.	4011900003	603461875	GENERAL SUPPLIES	3,397.63	10	E	200	324	254300	000	07/22/2019
158574	07/22/2019	Hillyard Inc.	4011900004	603461874	CUSTODIAL SUPPLIES	12,558.58	10	E	400	411	253000	000	07/22/2019
					Totals for Hillyard Inc.	59,189.94							
158575	07/22/2019	Immanuel Lutheran Church & Sch	0	REIMBURSE	TITLE IIA EXPENSES/IL	317.75	10	E	800	343	299000	365	07/22/2019
					Totals for Immanuel Lutheran Church & Sc	317.75							
158576	07/22/2019	Impact Applications Inc.	0	20189617	ONLINE SUBSCRIPTION RENEWAL	655.00	10	E	400	358	162000	000	07/22/2019
					Totals for Impact Applications Inc.	655.00							
158577	07/22/2019	Infobase Learning	2001900013	334388	Infobase	757.12	10	E	100	431	222200	000	07/22/2019
158577	07/22/2019	Infobase Learning	2001900013	334388	Infobase	757.12	10	E	101	431	222200	000	07/22/2019
158577	07/22/2019	Infobase Learning	2001900013	334388	Infobase	757.12	10	E	200	431	222200	000	07/22/2019
					Totals for Infobase Learning	2,271.36							
158578	07/22/2019	J H Larson Company	0	S102035249.001	CUSTODIAL SUPPLIES	360.04	10	E	400	411	253000	000	07/22/2019
158578	07/22/2019	J H Larson Company	0	S102036460.001	CUSTODIAL SUPPLIES	85.00	10	E	400	411	253000	000	07/22/2019
158578	07/22/2019	J H Larson Company	0	S102036460.002	CUSTODIAL SUPPLIES	300.00	10	E	400	411	253000	000	07/22/2019
158578	07/22/2019	J H Larson Company	1011900013	S102037549.001	Electrical Supplies	509.65	10	E	101	411	253000	000	07/22/2019
158578	07/22/2019	J H Larson Company	1011900013	S102037549.002	Electrical Supplies	811.97	10	E	101	411	253000	000	07/22/2019
158578	07/22/2019	J H Larson Company	2011900011	S102037553.001	Electrical Supplies	398.29	10	E	200	411	253000	000	07/22/2019
158578	07/22/2019	J H Larson Company	2011900011	S102037553.002	Electrical Supplies	405.99	10	E	200	411	253000	000	07/22/2019
158578	07/22/2019	J H Larson Company	4011900027	S102037561.001	Electrical Supplies	302.57	10	E	400	411	253000	000	07/22/2019
158578	07/22/2019	J H Larson Company	4011900027	S102037561.002	Electrical Supplies	1,195.80	10	E	400	411	253000	000	07/22/2019
158578	07/22/2019	J H Larson Company	4011900029	S101992876.001	LED Lites	1,164.00	10	E	400	411	254000	000	07/22/2019
					Totals for J H Larson Company	5,533.31							
158579	07/22/2019	Jensen & Son Asphalt Restorati	3011900004	431	access drive work	87,676.00	10	E	100	324	254200	000	07/22/2019
					Totals for Jensen & Son Asphalt Restorat	87,676.00							
158580	07/22/2019	Jensen, Sadie	0	REIMBURSE	RESEARCH QUESTIONS & LITERATURE REVIEW	250.00	10	E	800	291	221300	000	07/22/2019
158580	07/22/2019	Jensen, Sadie	0	REIMBURSE2	RESEARCH DESIGN & ANALYSIS	125.00	10	E	800	291	221300	000	07/22/2019
					Totals for Jensen, Sadie	375.00							
158581	07/22/2019	Jolivette, Kirsten	0	REIMBURSE	ADMIN OF CHILD DEV & PROGRAM	375.00	99	E	800	291	221300	360	07/22/2019
					Totals for Jolivette, Kirsten	375.00							
158582	07/22/2019	Junior Library Guild	2001900014	467375	Library Books	3,455.68	10	E	200	432	222200	000	07/22/2019
					Totals for Junior Library Guild	3,455.68							
158583	07/22/2019	Junk, Kendra	0	REIMBURSE	TUITION	375.00	10	E	800	291	221300	000	07/22/2019
					Totals for Junk, Kendra	375.00							
158584	07/22/2019	Kohn, Katy	0	REIMBURSE	GRAPHING, PROPORTIONAL REASONING/EQUATIONS & INEQUALITIES	375.00	10	E	800	291	221300	000	07/22/2019
					Totals for Kohn, Katy	375.00							
158585	07/22/2019	Komanec, Robert	0	REIMBURSE	FOUNDATIONS OF INSTRUCTIONAL DESIGN	125.00	10	E	800	291	221300	000	07/22/2019

CHECK #	CHECK DATE	VENDOR	PO INVOICE #	DESCRIPTION	CHECK AMOUNT	ACCOUNT	POST DATE
			NUMBER			NUMBER	
158585	07/22/2019	Komanec, Robert	0 REIMBURSE2	ISSUES IN INSTRUCTIONAL DESIGN	250.00	10 E 800 291 221300 000	07/22/2019
				Totals for Komanec, Robert	375.00		
158586	07/22/2019	Laduron, Christina	0 REIMBURSE	INSTRUCTIONAL DESIGN PRODUCTION	250.00	10 E 800 291 221300 000	07/22/2019
158586	07/22/2019	Laduron, Christina	0 REIMBURSE2	TECHNOLOGY DESIGN PORTFOLIO	125.00	10 E 800 291 221300 000	07/22/2019
				Totals for Laduron, Christina	375.00		
158587	07/22/2019	Learning Without Tears	9001900034 INV26225	student materials	432.30	27 E 800 411 218100 341	07/22/2019
				Totals for Learning Without Tears	432.30		
158588	07/22/2019	Marcis, Brandon	0 REIMBURSE	SCHOOL LAW	375.00	10 E 800 291 221300 000	07/22/2019
				Totals for Marcis, Brandon	375.00		
158589	07/22/2019	Medford Chrysler Center	0 58164	2016 DODGE CARAVAN: OIL CHANGE/SERVICE	177.51	27 E 800 324 256251 011	07/22/2019
				Totals for Medford Chrysler Center	177.51		
158590	07/22/2019	Medford Motors Inc	0 59841	VAN #2 OIL CHANGE	55.85	10 E 800 324 253000 000	07/22/2019
				Totals for Medford Motors Inc	55.85		
158591	07/22/2019	Midwest Communications	0 386851	RVA ADVERTISING-19/20 - \$7,350 LESS \$800 CREDIT	6,550.00	99 E 800 351 221200 360	07/22/2019
				Totals for Midwest Communications	6,550.00		
158592	07/22/2019	Mildbrand, Rachel	0 REIMBURSE	GEOMETRY & STATISTICS	375.00	10 E 800 291 221300 000	07/22/2019
				Totals for Mildbrand, Rachel	375.00		
158593	07/22/2019	Miller, Daniel	0 2019/20	CELL PHONE REIMBURSEMENT	420.00	10 E 100 355 240000 000	07/22/2019
				Totals for Miller, Daniel	420.00		
158594	07/22/2019	Music Theatre International	0 11/14-16/19	CATCH ME IF YOU CAN FEES	3,125.00	10 E 400 940 122600 000	07/22/2019
				Totals for Music Theatre International	3,125.00		
158595	07/22/2019	Niche.com, Inc.	0 102514	RVA REACH PACKAGE	9,990.00	99 E 800 360 221200 360	07/22/2019
				Totals for Niche.com, Inc.	9,990.00		
158596	07/22/2019	Northcentral Technical College	0 180020591	TUITION: J RAMOS - COURSE #10809172	585.63	99 E 800 389 219000 360	07/22/2019
				Totals for Northcentral Technical Colleg	585.63		
158597	07/22/2019	Reader, Angela	0 REIMBURSE	FOUNDATIONS OF INTEGRATED SCIENCE EDUCATION	375.00	10 E 800 291 221300 000	07/22/2019
				Totals for Reader, Angela	375.00		
158598	07/22/2019	Riddell/All American	0 60370729	MASH FOOTBALL	5,979.86	10 E 400 324 162000 950	07/22/2019
158598	07/22/2019	Riddell/All American	0 950811482	MASH FOOTBALL	849.22	10 E 400 324 162000 950	07/22/2019
				Totals for Riddell/All American	6,829.08		
158599	07/22/2019	RMM Solutions	0 91743	JULY	349.00	10 E 400 324 295000 000	07/22/2019
				Totals for RMM Solutions	349.00		
158600	07/22/2019	S & A Trophy	0 41342	DO PLATES	24.40	10 E 800 411 252000 000	07/22/2019
				Totals for S & A Trophy	24.40		
158601	07/22/2019	Scan Air Filter Inc	1011900012 145990	filters	146.30	10 E 101 411 253000 000	07/22/2019

CHECK #	CHECK DATE	VENDOR	PO INVOICE #		DESCRIPTION	CHECK AMOUNT	ACCOUNT				POST DATE		
			NUMBER	NUMBER			NUMBER	NUMBER	NUMBER	NUMBER			
158601	07/22/2019	Scan Air Filter Inc	1011900012	146122	filters	1,142.28	10	E	400	411	253000	000	07/22/2019
					Totals for Scan Air Filter Inc	1,288.58							
158602	07/22/2019	Schilling Supply Company	1011900011	725460-00	PAPER PRODUCTS	595.31	10	E	101	411	253000	000	07/22/2019
158602	07/22/2019	Schilling Supply Company	2011900008	725463-00	PAPER PRODUCTS	1,263.28	10	E	200	411	253000	000	07/22/2019
158602	07/22/2019	Schilling Supply Company	3011900012	725461-00	PAPER PRODUCTS	2,818.07	10	E	100	411	253000	000	07/22/2019
158602	07/22/2019	Schilling Supply Company	4011900019	725464-00	PAPER PRODUCTS	1,600.16	10	E	400	411	253000	000	07/22/2019
					Totals for Schilling Supply Company	6,276.82							
158603	07/22/2019	Schnabel, Jamie	0	REIMBURSE	ORGANIZATION & IMPLEMENTATION	375.00	10	E	800	291	221300	000	07/22/2019
					Totals for Schnabel, Jamie	375.00							
158604	07/22/2019	Schoenborn, Alyssa	0	REIMBURSE	HISTORICAL PERSPECTIVES	375.00	10	E	800	291	221300	000	07/22/2019
					Totals for Schoenborn, Alyssa	375.00							
158605	07/22/2019	School Specialty	1001900001	208123145259	General supplies	56.02	10	E	101	411	110000	000	07/22/2019
158605	07/22/2019	School Specialty	1001900003	208123134556	general supplies	95.32	10	E	101	411	110000	000	07/22/2019
158605	07/22/2019	School Specialty	1001900017	208123134569	Classroom Consumables	28.12	10	E	101	411	110000	000	07/22/2019
158605	07/22/2019	School Specialty	1001900022	208123134564	Classroom Consumables	51.37	10	E	101	411	110000	000	07/22/2019
158605	07/22/2019	School Specialty	2001900004	208123156212	Art Supplies	4,137.56	10	E	200	411	121000	000	07/22/2019
158605	07/22/2019	School Specialty	2001900004	208123170483	Art Supplies	1,329.53	10	E	200	411	121000	000	07/22/2019
158605	07/22/2019	School Specialty	2001900008	208123134568	Supplies	52.73	10	E	200	411	222200	000	07/22/2019
158605	07/22/2019	School Specialty	2001900008	208123154090	Supplies	3.33	10	E	200	411	222200	000	07/22/2019
158605	07/22/2019	School Specialty	2001900055	208123134566	general supplies	51.80	10	E	200	411	125400	000	07/22/2019
158605	07/22/2019	School Specialty	2001900087	208123145263	General supplies	138.88	10	E	200	411	240000	000	07/22/2019
158605	07/22/2019	School Specialty	2001900096	208123134565	art supplies	506.99	27	E	800	411	158700	341	07/22/2019
158605	07/22/2019	School Specialty	2001900096	208123145261	art supplies	65.35	27	E	800	411	158700	341	07/22/2019
158605	07/22/2019	School Specialty	9001900019	208123134555	Classroom Materials	259.91	27	E	800	411	152000	347	07/22/2019
					Totals for School Specialty	6,776.91							
158606	07/22/2019	Skyward Accounting Dept	0	0000196948	ANNUAL LICENSE FEES: 7/1/19-6/30/20	2,229.00	10	E	800	360	295000	000	07/22/2019
158606	07/22/2019	Skyward Accounting Dept	0	0000196948	ANNUAL LICENSE FEES: 7/1/19-6/30/20	46,956.00	10	E	800	360	252000	000	07/22/2019
158606	07/22/2019	Skyward Accounting Dept	0	0000196948	ANNUAL LICENSE FEES: 7/1/19-6/30/20	5,879.00	50	E	800	360	295000	000	07/22/2019
158606	07/22/2019	Skyward Accounting Dept	0	0000196948	ANNUAL LICENSE FEES: 7/1/19-6/30/20	3,167.00	27	E	800	360	223300	341	07/22/2019
158606	07/22/2019	Skyward Accounting Dept	8001900012	0000199800	E SIGNATURE	200.00	10	E	800	411	252000	000	07/22/2019
					Totals for Skyward Accounting Dept	58,431.00							
158607	07/22/2019	Sullivan, Patrick	0	2019/20	CELL PHONE REIMBURSEMENT	420.00	10	E	800	355	232000	000	07/22/2019
					Totals for Sullivan, Patrick	420.00							
158608	07/22/2019	Sun Printing	8001900009	105363	student supplies	13,408.00	99	E	800	411	110000	360	07/22/2019
					Totals for Sun Printing	13,408.00							

CHECK #	CHECK DATE	VENDOR	PO INVOICE #	DESCRIPTION	CHECK AMOUNT	ACCOUNT	POST DATE
			NUMBER			NUMBER	
158609	07/22/2019	Syryczuk, Alexa	0 REIMBURSE	STUDENT TEACHING: SECONDARY EDUCATION	375.00	10 E 800 291 221300 000	07/22/2019
				Totals for Syryczuk, Alexa	375.00		
158610	07/22/2019	Taylor Family Care Clinic, L	0 19680	DOT PHYSICAL-D KUNDINGER	85.00	10 E 800 310 260000 000	07/22/2019
				Totals for Taylor Family Care Clinic,	85.00		
158611	07/22/2019	Taylor County Forestry & Recre	0 2019	PINE LINE RESURFACING PROJECT PLEDGE	2,000.00	10 E 800 324 260000 000	07/22/2019
				Totals for Taylor County Forestry & Recr	2,000.00		
158612	07/22/2019	Victory Janitorial Inc	1011900010 107906	PAPER PRODUCTS	283.32	10 E 101 411 253000 000	07/22/2019
158612	07/22/2019	Victory Janitorial Inc	2011900007 107989	PAPER PRODUCTS	73.98	10 E 200 411 253000 000	07/22/2019
158612	07/22/2019	Victory Janitorial Inc	3011900011 107899	PAPER PRODUCTS	455.67	10 E 100 411 253000 000	07/22/2019
158612	07/22/2019	Victory Janitorial Inc	4011900018 107900	PAPER PRODUCTS	478.66	10 E 400 411 253000 000	07/22/2019
				Totals for Victory Janitorial Inc	1,291.63		
158613	07/22/2019	WAOW-WYOW Television, Inc.	0 1253221	RVA ADVERTISING	81,251.00	99 E 800 351 221200 360	07/22/2019
				Totals for WAOW-WYOW Television, Inc.	81,251.00		
158614	07/22/2019	WASB	0 16575	MEMBERSHIP DUES: 19/20	6,717.00	10 E 800 940 231000 000	07/22/2019
158614	07/22/2019	WASB	0 16837	POLICY PERSPECTIVES (DIXON/GOODRICH)	170.00	10 E 800 940 231000 000	07/22/2019
158614	07/22/2019	WASB	0 17404	WI SCHOOL LAWS	130.00	10 E 800 940 231000 000	07/22/2019
158614	07/22/2019	WASB	0 17785	FOCUS	235.00	10 E 800 940 232000 000	07/22/2019
				Totals for WASB	7,252.00		
158615	07/22/2019	WASDA	0 300004381	DUES 7/1/19-6/30/20	1,565.00	10 E 800 940 232000 000	07/22/2019
				Totals for WASDA	1,565.00		
158616	07/22/2019	WBAY	0 1221802	RURAL VIRTUAL ACADEMY ADVERTISING	5,520.00	99 E 800 351 221200 360	07/22/2019
				Totals for WBAY	5,520.00		
158617	07/22/2019	Weir, Becky	0 2019/20	CELL PHONE REIMBURSEMENT	120.00	10 E 100 355 253000 000	07/22/2019
				Totals for Weir, Becky	120.00		
158618	07/22/2019	WHSFA	0 2019/20	ANNUAL DUES	325.00	10 E 400 940 161000 000	07/22/2019
				Totals for WHSFA	325.00		
158619	07/22/2019	Wisconsin Public Radio	0 157622	RURAL VIRTUAL ACADEMY ADVERTISING	8,800.00	99 E 800 351 221200 360	07/22/2019
				Totals for Wisconsin Public Radio	8,800.00		
158620	07/22/2019	WI Typewriter Service	1001900002 2019/20	Typewriter Service	80.00	10 E 101 324 240000 000	07/22/2019
				Totals for WI Typewriter Service	80.00		
158621	07/22/2019	WJFW NBC TV 12	0 2019 RVA	RURAL VIRTUAL ACADEMY ADVERTISING	13,875.00	99 E 800 351 221200 360	07/22/2019
				Totals for WJFW NBC TV 12	13,875.00		
158622	07/22/2019	WSAW TV	0 243917	RURAL VIRTUAL ACADEMY ADVERTISING	22,000.00	99 E 800 351 221200 360	07/22/2019
				Totals for WSAW TV	22,000.00		
158623	07/22/2019	WVC Middle Level Athletic Asso	0 2019/20	CONFERENCE DUES	250.00	80 E 200 940 393000 000	07/22/2019
				Totals for WVC Middle Level Athletic Ass	250.00		

<u>CHECK #</u>	<u>CHECK DATE</u>	<u>VENDOR</u>	<u>PO INVOICE #</u>	<u>DESCRIPTION</u>	<u>CHECK AMOUNT</u>	<u>ACCOUNT</u>	<u>POST DATE</u>
			<u>NUMBER</u>			<u>NUMBER</u>	
158624	07/22/2019	Zenner, Brittany	0	REIMBURSE	375.00	10 E 800 291 221300 000	07/22/2019
				MASTERING MENTAL & EMOTIONAL			
				HEALTH ANALYSIS & IMPROVEMENT			
				EDUCATIONAL PROGRAM			
				Totals for Zenner, Brittany	375.00		
				Totals for checks	1,988,146.70		

FUND SUMMARY

<u>FUND</u>	<u>DESCRIPTION</u>	<u>BALANCE SHEET</u>	<u>REVENUE</u>	<u>EXPENSE</u>	<u>TOTAL</u>
10	GENERAL FUND	761,557.76	0.00	565,185.85	1,326,743.61
21	GIFT FUND	0.00	0.00	8,242.18	8,242.18
27	SPECIAL EDUCATION FUND	156,217.70	9,014.00	23,255.21	188,486.91
50	FOOD SERVICE FUND	109,654.27	0.00	5,947.14	115,601.41
80	COMMUNITY SERVICE FUND	0.00	432.00	39,274.26	39,706.26
99	OTHER PKG/COOP PROGRAM FUNDS	50,930.16	0.00	258,436.17	309,366.33
***	Fund Summary Totals ***	1,078,359.89	9,446.00	900,340.81	1,988,146.70

***** End of report *****

Vendor	Name	Purch Vendor	Purchasing Name	PO Number	Typ	Invoice Nbr	Accrual	Amount
Line	Description							Amount
	Account							Amount
Invoice Number 12345600000 continued								
BMO FINA000	Bmo Financial Group					YDA 12345600000	A/P-ACCR	45,618.92
	21 E 200 411 240000 272							223.60
1580	MASH...., Usps.Com Postal Store, 800-275-8777, MO, 64161, US,							2,594.85
	10 E 800 353 260000 000							2,594.85
1590	MASH...., Amazon.Com*m69i85lp2, Amzn.Com/Bill, WA, 98109, US,							76.98
	10 E 400 411 240000 000							76.98
1600	MASH...., Amzn Mktp Us*m63zp3cn2, Amzn.Com/Bill, WA, 98109, US,							107.97
	10 E 800 411 110000 000							107.97
1610	MASH...., El Jovenaso Mexican Re, Medford, WI, 54451, US,							120.00
	21 E 400 411 240000 411							120.00
1620	MASH...., Www.Justawardmedals.Co, Chisago City, MN, 55013, US,							54.60
	10 E 400 411 240000 000							54.60
1630	MASH...., Amzn Mktp Us*mn6kz78m0, Amzn.Com/Bill, WA, 98109, US,							43.48
	10 E 400 411 240000 000							43.48
1640	MASH...., Surething.Com, 760-4387781, CA, 92010-6693, US,							163.55
	21 E 400 411 240000 408							163.55
1650	MASH...., Wal-Mart #3643, Medford, WI, 54451, US,							6.25
	10 E 400 411 240000 000							6.25
1660	MASH...., Amazon.Com*mn8ot3ht2, Amzn.Com/Bill, WA, 98109, US,							100.00
	10 E 400 411 240000 000							100.00
1670	MASH...., Lucidchart.Com/Charge, 8444658243, UT, 84095, US,							60.00
	21 E 400 411 240000 402							60.00
1680	MASH...., Hawaii Hangover, 3145519168, MO, 63130, US,							97.00
	10 E 400 411 240000 000							97.00
1690	MASH...., 4imprint, 877-4467746, WI, 54901, US,							630.63
	10 E 400 411 240000 000							630.63
1700	MASH...., Hawaii Hangover, 3145519168, MO, 63130, US,							790.20
	10 E 400 411 240000 000							790.20
1710	MASH...., Food Service Direct Lo, 7572457675, VA, 23669, US,							170.34
	21 E 400 411 240000 411							170.34
TOTAL INVOICES CREATED =====> 1						TOTAL AMOUNT OF INVOICES =====>		45,618.92

Invoice Parameters:

Invoice Date: 06/25/2019 Due Date: 06/25/2019 Batch: 0001 Bank: BNK0 Check Type: Regular

***** End of report *****

MEDFORD AREA PUBLIC SCHOOL DISTRICT
Regular Board Of Education Meeting

Ten-Year Utility Expense Comparison Report

MONTH-END -
Jun-19

Object		2009-2010	2010-2011	2011-2012	2012-2013	2013-2014	2014-2015	2015-2016	2016-2017	2017-2018	2018-2019
UTILITY											
(331)	BUDGET	185,000.00	185,000.00	120,000.00	115,000.00	115,000.00	135,000.00	100,000.00	127,350.00	125,400.00	125,400.00
GAS/HEAT	YEAR-END	118,544.25	116,571.67	99,320.69	98,230.49	157,201.50	115,000.00	76,000.00	80,000.00	85,000.00	95,000.00
	MONTH-END	118,544.25	116,571.67	99,320.69	98,230.49	157,201.50	112,988.06	73,760.27	77,478.24	84,052.63	94,372.03
(336)	BUDGET	180,000.00	180,000.00	205,000.00	205,000.00	205,000.00	205,000.00	205,000.00	205,000.00	203,000.00	203,000.00
ELECTRICITY	YEAR-END	173,374.78	198,793.42	195,307.80	180,194.58	177,214.36	180,000.00	190,000.00	196,000.00	203,000.00	197,000.00
	MONTH-END	173,374.78	198,793.42	195,307.80	180,194.58	177,214.36	183,669.54	185,486.28	179,186.68	189,662.10	183,065.32
(337)	BUDGET	16,500.00	16,500.00	16,500.00	16,500.00	16,500.00	16,300.00	16,500.00	16,500.00	16,500.00	16,500.00
WATER	YEAR-END	15,308.51	15,443.85	15,796.88	17,413.41	19,253.97	18,300.00	21,200.00	21,000.00	20,000.00	19,000.00
	MONTH-END	15,308.51	15,443.85	15,796.88	17,413.41	19,253.97	19,198.34	21,109.99	19,316.24	21,786.88	20,320.48
(338)	BUDGET	26,000.00	26,000.00	26,000.00	26,000.00	26,000.00	26,000.00	26,000.00	26,000.00	25,000.00	25,000.00
SEWER	YEAR-END	22,098.76	22,478.20	23,755.14	22,252.41	22,856.79	29,000.00	29,500.00	29,000.00	27,000.00	27,000.00
	MONTH-END	22,098.76	22,478.20	23,755.14	22,252.41	22,856.79	29,108.64	28,582.53	27,574.48	28,335.57	27,122.56
(353)	BUDGET	23,000.00	23,000.00	20,000.00	20,000.00	20,000.00	23,500.00	26,000.00	25,000.00	25,000.00	25,600.00
POSTAGE	YEAR-END	23,850.57	15,464.05	19,798.73	19,700.32	18,213.81	23,500.00	26,000.00	21,000.00	25,000.00	24,000.00
	MONTH-END	23,850.57	15,464.05	19,798.73	19,700.32	18,213.81	22,876.13	25,261.33	19,994.87	19,356.74	23,949.84
(355)	BUDGET	22,000.00	23,000.00	57,000.00	74,000.00	84,260.00	84,260.00	86,260.00	86,450.00	86,450.00	65,000.00
TELEPHONE	YEAR-END	29,007.91	32,308.42	76,330.24	83,213.33	83,659.35	84,260.00	86,260.00	70,000.00	58,000.00	57,000.00
	MONTH-END	29,007.91	32,308.42	76,330.24	83,213.33	83,659.35	79,687.24	83,718.91	65,872.64	54,694.75	58,856.53
TOTAL BUDGET		452,500.00	453,500.00	444,500.00	456,500.00	466,760.00	490,060.00	459,760.00	486,300.00	481,350.00	460,500.00
TOTAL ESTIMATED YEAR-END		382,184.78	401,059.61	430,309.48	421,004.54	478,399.78	450,060.00	428,960.00	417,000.00	418,000.00	419,000.00
TOTAL MONTH-END		382,184.78	401,059.61	430,309.48	421,004.54	478,399.78	447,527.95	417,919.31	389,423.15	397,888.67	407,686.76
		452,500.00	453,500.00	444,500.00	456,500.00	466,760.00	490,060.00	459,760.00	486,300.00	481,350.00	460,500.00
		382,184.78	401,059.61	430,309.48	421,004.54	478,399.78	447,527.95	417,919.31	389,423.15	397,888.67	407,686.76
		70,315.22	52,440.39	14,190.52	35,495.46	(11,639.78)	42,532.05	41,840.69	96,876.85	83,461.33	52,813.24

Medford Area Public School District
 Post Retirement Trust
 July 1, 2018 to June 30, 2019

Month	July	August	September	October	November	December	January	February	March	April	May	June	Year to Date
Beginning Balance	3,267,886.29	3,027,926.14	3,028,706.33	3,022,496.75	2,947,581.56	2,946,889.67	2,854,822.29	2,939,864.22	2,972,357.00	2,994,568.56	3,029,831.29	2,983,010.72	3,267,886.29
Additions	-	-	-	-	-	-	-	-	-	-	-	-	-
Earnings	117,891.76	2,976.78	8,266.66	5,526.09	6,092.20	46,753.99	(709.83)	3,589.30	7,852.92	4,200.33	5,922.76	7,455.95	215,818.91
Unrealized (Loss)/Gain	(82,469.62)	19,733.31	(12,823.19)	(78,791.87)	19,584.86	(109,547.02)	87,310.62	30,508.24	15,739.87	32,696.77	(51,089.88)	67,449.25	(61,698.66)
Fees	(1,782.29)	(1,652.39)	(1,653.05)	(1,649.41)	(1,608.95)	(1,608.59)	(1,558.86)	(1,604.76)	(1,622.38)	(1,634.37)	(1,653.45)	(1,628.30)	(19,656.80)
Annual Implicit Rate Subsidy	(65,467.00)	-	-	-	-	-	-	-	-	-	-	-	(65,467.00)
Contributions	80,467.00	-	-	-	-	-	-	-	-	-	-	-	80,467.00
Other	-	-	-	-	-	-	-	-	241.15	-	-	-	241.15
Disbursements	(288,600.00)	(20,277.51)	-	-	(24,760.00)	(27,665.76)	-	-	-	-	-	-	(361,303.27)
Ending Balance	3,027,926.14	3,028,706.33	3,022,496.75	2,947,581.56	2,946,889.67	2,854,822.29	2,939,864.22	2,972,357.00	2,994,568.56	3,029,831.29	2,983,010.72	3,056,287.62	3,056,287.62
Liability Value (-)													
Investment at Cost	2,817,841.73	2,798,888.61	2,805,502.22	2,809,378.90	2,789,102.15	2,806,581.79	2,804,313.10	2,806,297.64	2,812,528.18	2,815,094.14	2,819,363.45	2,855,884.26	-
Accum Unrealized (Loss) Gain	210,084.41	229,817.72	216,994.53	138,202.66	157,787.52	48,240.50	135,551.12	166,059.36	182,040.38	214,737.15	163,647.27	200,403.36	3,056,287.62

Beginning Balance	3,267,886.29
Additions	-
Earnings	216,060.06
Unrealized Gain	(61,698.66)
Fees	(19,656.80)
Implicit Rate	(65,467.00)
Annual Contribution	80,467.00
Disbursements	(361,303.27)
	<u>3,056,287.62</u>