

MEDFORD AREA PUBLIC SCHOOL DISTRICT
124 West State Street
Medford, WI 54451

Public Meeting Notice
Board of Education Finance Committee Meeting

Meeting Date: Friday, June 22, 2019

Time: 1:00 p.m.

Location: Medford Area Public School District – District Office
124 West State Street
Medford, WI 54451

Purpose of Meeting:

1. Food Service Update and Consideration of 2019-20 Food Service Prices
2. Review of 2019-20 Budget Booklet & Guidelines
3. Consideration of Copier Proposals
4. Consideration of Monthly Expenditures
5. Meeting Dates –

Open Meeting Law Compliance: This notice was sent for posting to the Star News, WKEB/WIGM Radio, Medford Area Public Schools and the District Office on June 13, 2019.

NOTE: This meeting is open to the public.

Medford Area Public School District
 2019-2020 Lunch pricing

Breakfast	<u>18-19</u>	<u>5 cent inc 19-20</u>	<u>10 cent inc 19-20</u>
PK-4	\$ 1.35	\$ 1.40	\$ 1.45
Gr 5-8	\$ 1.45	\$ 1.50	\$ 1.55
Gr 9-12	\$ 1.55	\$ 1.60	\$ 1.65
Adult	\$ 1.90	\$ 1.95	\$ 2.00
Reduced	\$ 0.30	\$ 0.30	\$ 0.30
Lunch			
PK-4	\$ 2.45	\$ 2.50	\$ 2.55
Gr 5-8	\$ 2.60	\$ 2.65	\$ 2.70
Gr 9-12	\$ 2.75	\$ 2.80	\$ 2.85
Extra Entrée	\$ 2.15	\$ 2.20	\$ 2.25
Adult	\$ 3.80	\$ 3.85	\$ 3.90
Reduced	\$ 0.40	\$ 0.40	\$ 0.40
Snack	\$ 0.20	\$ 0.20	\$ 0.20
Milk-All	\$ 0.40	\$ 0.40	\$ 0.40

19-20 Contract with A'viands:

Increase of 2.5 percent (based on CPI Midwest Region)

Reimbursed breakfast to A'viands from \$1.86 in 18-19 to \$1.91 in 19-20.

Reimbursed lunch to A'viands from \$3.18 in 18-19 to \$3.26 in 19-20.

Medford Area Public School District

Board of Education Budget Study Document



2019-20



Budget & Program Proposals

First Review	February 25, 2019
Second Review	March 28, 2019
Final Program / Staff Review.....	April 22, 2019
Consolidated Budget Review	May 20, 2019
Final Budget Review	June 24, 2019
.....	July 22, 2019
.....	August 26, 2019
.....	September 23, 2019
Annual Meeting	October 28, 2019

Medford Area Public School District

Budget Process

Introduction

The word “economics” is derived from oikonomikos, which means skilled in household management. The economic problem our state and community struggle with in regard to public education is: “how do we allocate increasingly limited financial resources to maintain a quality, well-rounded instructional program that meets needs for all students?”


In a market economy, the politicians perform a function much like the managers of a private business. They interpret public demands for goods and services and attempt to find ways of supplying those goods and services. Whether or not politicians are successfully achieving that objective for public education is a matter of diverse opinion.

Included in this budget overview are the following items:

1. Budget Process / Introduction	Page 2
2. Tentative Board Calendar	Page 3
3. 2018-19 Budget Parameter Projection	Page 4
a. Instructional Budget Parameters for 2019-20	Page 5
b. Operations and Maintenance Budget Parameters for 2019-20.....	Page 5
c. Salaries and Benefits Budget Parameters for 2019-20	Page 5
d. Transportation Budget Parameters for 2019-20.....	Page 5
e. All Other budget Parameters for 2019-20	Page 5
4. Enrollment Information	Page 6
a. General Enrollment	Page 6
b. Enrollment by School – January 2000-2020	Page 6
c. Enrollment by Grade Level 2018-19 and Projected 2019-20	Page 6
5. Budget Staffing Report.....	Page 7

Tentative Board Calendar

- Monday, February 25Proposed Budget Process to Board
- Tuesday, February 26Budget materials to identified staff
- Friday, March 8Non-instructional budget submitted to district office
- Friday, March 8 –
Friday, March 22District Office review of non-instructional budgets
- Thursday, March 28Board of Education review of non-instructional budget
- Friday, April 15Instructional budgets submitted to district office
- Friday, April 15 –
Friday, April 19District Office review of instructional budgets
- Monday, April 22Board of Education review of instructional budget
- May Board MeetingBoard of Education review of revenues and other budgets; revenues and expenditures summarized, tax levy estimated; and date of annual meeting set
- Monday, June 25.....Budget modifications considered and budget adopted by Board
- Monday, October 28.....Annual Meeting
- Monday, October 28.....Adopt tax levy and consider budget adjustments



2019-20 Budget Parameter Projection - Fund 10 and 27

Monday, June 24, 2019				Addl Categorical Aid \$25	Addl Categorical Aid \$0
Revenue					
Increase to Categorical Aid				25	-
Number of Students-3 year average				2,114	2,114
Categorical aid increase				52,850	-
Prior year categorical aid	2,114	654		1,382,556	1,382,556
Total Categorical Aid				1,435,406	1,382,556
Prior year student count				2,114	2,114
18-19 per pupil		9,400	300	9,700	9,500
Total Revenue Limit				20,505,800	20,083,000
Total Revenue Limit and Categorical Aid				21,941,206	21,465,556
Fund 31 WRS prior service				Final year (182,000)	(182,000)
Fund 10				21,759,206	21,283,556
Other Fund 10 Revenue				5,845,431	5,845,431
Total Fund 10 Revenue				27,604,637	27,128,987
Total Fund 27 Revenue				1,745,042	1,745,042
Total Projected Revenue				29,349,679	28,874,029
Expenditures					
	From 2018-2019 Budget			2019-2020	2019-2020
Instruction	1,817,240			1,732,637	1,732,637
Operations/Maintenance	1,162,355 *			1,270,330	1,270,330
Salary	13,255,323			13,802,155	13,802,155
Benefits	6,487,298			6,585,156	6,585,156
Transportation	1,189,654			1,189,654	1,189,654
Other	4,028,640			4,691,301	4,691,301
New Program				25,000	25,000
	27,940,510			29,296,233	29,296,233
				Excess of revenues over expenc	53,446
				(To) From fund balance	(53,446)
				-	(422,204)
				-	422,204

*includes \$100,000 added to maintenance for field projects
 Note: A contribution of \$118,360 is included in the numbers above

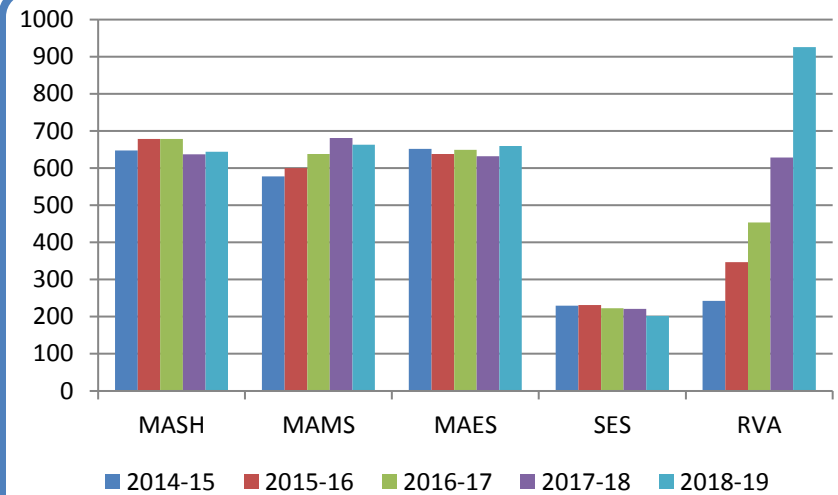
Increase to Maintenance/Oper	107,975
Increase to Post Retirement	81,640
Increase to 3% salary increase	111,390
Removal of athletic fees	-
Savings from Retirement	35,241
MAMS aide to teacher	37,740
MAMS 5th grade teacher	70,000
MAMS Special Ed teacher	70,000

	17-18 Students	17-18 Budget	18-19 Students	18-19 Budget	19-20 Students	19-20 Budget
Instructional budget						
MAES/SES	869	204,803	864	204,803	864	207,054
MAMS	634	164,259	681	188,679	681	190,380
MASH	682	307,460	652	335,040	652	308,640
Co-Curricular		139,900		168,400		139,600
Facility Rent (Co-Curr, Cent Serv, MASH)		-		-		36,000
Student Services		17,438		17,438		17,438
Carl Perkins		15,758		19,686		20,361
Title IA		27,750		27,750		27,750
Remediation		25,365		25,365		25,365
Gifted and Talented		11,125		11,125		11,125
Interpreters		35,177		5,000		20,000
Improvement of Instruction		43,440		43,400		43,370
Support Media Technology		315,473		315,473		315,473
Instructional Media Technology		8,249		8,249		8,249
Audio-Visual		11,023		11,023		11,023
Staff Development		7,165		7,165		7,165
Project Lead the Way		5,200		5,200		5,200
Title II-A (Grant Fully Funded)		27,000		27,000		27,000
School Forest		250		250		250
IDEA flowthrough/preschool/CEIS		311,194		396,194		311,194
Total Instructional		1,678,029		1,817,240		1,732,637
Operations and Maintenance						
Operations		559,980		559,980		588,830
Maintenance		502,375		602,375		681,500
Total Oper and Main		1,062,355		1,162,355		1,270,330
Salaries and Benefits Budget						
Salary		12,491,598		13,255,323		13,802,155
Benefits		6,254,925		6,487,298		6,585,156
		18,746,523		19,742,621		20,387,311
Transportation Budget						
Fleet Transportation		1,128,063		1,154,854		1,154,854
Special Education Transportation		34,800		34,800		34,800
Total Transportation		1,162,863		1,189,654		1,189,654
Other Budget						
Central Administration		63,500		70,650		70,650
Fiscal		58,000		58,000		61,000
Central Services		200,600		200,600		194,800
Insurance and Judgments		190,000		190,000		190,000
Debt Services		7,500		7,500		7,500
Other Support Services		3,920		3,920		3,920
Non Program Transactions		300,000		500,510		375,000
Transfer to Fund 80/99		2,738,750		2,997,460		3,788,431
		3,562,270		4,028,640		4,691,301
New Program		-		-		25,000
Total expenditures		26,212,040		27,940,510		29,296,233

Enrollment Information

General Enrollment and Enrollment by School (January 2014 - 2020)

Grade	2014-15 January	2015-16 January	2016-17 January	2017-18 January	2018-19 January	2019-20 Projected
K - 4	736	724	737	702	723	668
5 - 6	269	297	342	333	304	313
7 - 8	309	279	296	329	359	347
9 - 12	687	661	679	629	644	625
Total	2001	1961	2054	1993	2030	1953
Increase/Decrease	+45	-40	+93	-61	+37	-77
% of Change	2.25%	-2.04%	+4.53%	-3.06%	+1.82%	-3.94%



Enrollment by Grade Level 2018-19 and Projected 2019-20

	January 2019 Enrollment (MAES, SES, MAMS & MASH)						Projected 2019-20 Enrollment & Recommended Number of Sections						
	MAES	SES	Total	Total by Building Level		Sections	Class Size	Total	Total	Total by Bldg Level	Sections	Class Size	
EC	14	0	14	MAES 660	SES 202	1	14	EC	15	MAES/SES 811	1	15	
Headstart	12	0	12			1	12	HS	15				
PK	88	25	113			8	12 / 16	PK	113		8	14 / 15	
K	98	39	137			7	19 / 20	K	113		7	16 / 17	
1	104	20	124			6	20 / 21	1	137		7	19 / 20	
2	101	34	135			7	16 / 18	2	124		6	21 / 20	
3	121	38	159			7	19 / 24	3	135		7	19 / 20	
4	122	46	168			7	23 / 25	4	159		7	22 / 23	
5	145		145			663	6	23 / 26	5		168	7	24
6	159		159				7	22 / 23	6		145	7	20 / 21
7	188		188						7		159		
8	171		171						8		188		
9	168		168	644				9	171	625			
10	134		134					10	168				
11	152		152					11	134				
12	190		190					12	152				
RVA PK - 12 +	926		926	926				RVA	950	950			
Total				3095			57 K-6 Sections		3046	3046	58 K-6 Sections		

Medford Area Public School District
Board of Education Meeting
Budget Staffing Report
2019-20

A. New Positions

Position Title	Board Position Approved	Posting Status / Closing Date	Interviews P = Pending S = Scheduled C = Concluded N = Not Planned	Contract Status E = Extended A = Accepted T = Transfer B = Board Approved	Remarks Including salary	Board Contract Approval Date
RVA High School Counselor		2/4/19-2/28/19	C	B	Katherine Lippe \$43,500	4/22/19
RVA High School English		2/4/19-2/28/19	C	B	Alison Smith \$45,700	3/28/19
RVA Art Teacher		2/4/19-2/28/19	C	B	Tosha Tessen \$44,600	3/28/19
MAMS Special Education Teacher		2/5/19-3/18/19	C	B	Malinda Gumz \$50,100	3/28/19
MAMS Grade 5 Teacher		4/11/19-4/18/19	C	T - Board Approved	Robert Komanec	4/22/19
MAMS Special Ed/Title Teacher	Replaces B. Radtke		C	B	Hillary Hartley \$42,739	4/22/19
RVA Elementary Teacher		5/23/19-6/2/19	C	A	Allison Miller \$44,600	
RVA Middle School Teacher		5/23/19-6/2/19	C	A	Stephanie Clabots, \$49,000	
RVA Occupational Therapist – part-time		5/27/19-6/2/19	C	A	Jacki Young, \$26,150	
RVA Elementary Teacher		5/23/19-6/2/19	C	A	Colleen Waldhart, transfer	

B. Replacement Positions (Administrative)

Position Title	Retirement/ Resignation Accepted/ Transfer Date	Posting Status / Closing Date	Interviews P = Pending S = Scheduled C = Concluded N = Not Planned	Contract Status E = Extended A = Accepted T = Transfer B = Board Approved	Remarks	Board Contract Approval Date
Director of Business Services (J. Albers)	Ret – 6/30/19	2/15/19-3/15/19	C	B	Audra Brooks \$77,500	4/22/19

C. Replacement Positions (Professional Staff)

Position Title	Retirement/ Resignation Accepted/ Transfer Date	Posting Status / Closing Date	Interviews P = Pending S = Scheduled C = Concluded N = Not Planned	Contract Status E = Extended A = Accepted T = Transfer B = Board Approved	Remarks	Board Contract Approval Date
MASH Special Education Teacher (S. Gajewski)	Transfer – 7/1/19	2/5/19-3/18/19	C	B	Joanna Messmann, \$47,174	5/20/19
MAES Special Education Teacher (K. Schumacher)	Transfer – 7/1/19	2/5/19-3/18/19				
MAES Early Childhood Spec Ed Teacher (T. Otten)	Resignation-7/1/19	2/5/19-until filled	C	B	Brooke Holm, \$38,500	2/25/19

MAMS/MASH Choir Teacher (R. Thorngate)	Resignation – 6/3/19	4/12/19-until filled	C	A	Kayla Wenos \$38,500	
MASH Phy. Ed. Teacher (L. Giese)	Resignation – 6/3/19	Internal	C	T	Ryan Brown	5/20/19
MAES Grade 2 Teacher (R. Komanec)	Transfer	5/2/19-until filled	C	A	Sonya Felland \$49,392	
MAMS Gr 7 & Gr 8 Social Studies (J. Process)	Resignation – 6/3/19	Internal	C	T	Ryan Scanlan	5/20/19
MAMS Gr 8 ELA Teacher (M. Kliner)	Resignation - 6/3/19	Internal	C	T	Nikki Brost	5/20/19
MAMS/MASH Phy. Ed. Teacher (R. Brown)	Transfer	Internal	C	T	Jason Rappe	5/20/19
MAES Phy. Ed. Teacher (J. Rappe)	Transfer	5/8/19-until filled	C	A	Sam Sawdey \$38,500	
MAMS Gr 7 SS & Gr 8 ELA (R. Scanlan)	Transfer	5/22/19-until filled	C	A	Grace Krug \$46,066	
MAMS Gr 5 Teacher (N. Brost)	Transfer	5/2/19-until filled	C	A	Heidi Wildberg \$38,500	
MAMS Gr 5 Teacher (C. Waldhart)	Transfer					
MAES Special Education Teacher (C. Johnson)	Resignation – 6/3/19	6/11/19-until filled				

D. Professional Staff Transfers

Transfer Request	Person Involved	From	To	Administrative Status P = Pending A = Approved D = Denied R = Retracted RC = Recalled
Staff Requested Transfers				
1	Shari Gajewski	MASH Special Education Teacher	Alternative High School Education Teacher	A – 1/28/19
2	Kathy Schumacher	MAES Special Education Teacher	SES Special Education Teacher	A – 1/28/19
3	Greg Smith	MAMS/RVA Math Teacher	RVA Math Teacher	A – 1/28/19
4	Laura Mukerji	RVA English Teacher 0.125 FTE	RVA English Teacher 0.25 FTE	A – 1/28/19
5	Ryan Steinhoff	RVA HS Driver's Ed & Phy Ed Teacher 0.5 FTE	RVA HS Driver's Ed, Phy Ed & At-Risk Teacher 1.0 FTE	A – 1/28/19
6	Autumn Schlei	RVA High School Spanish Teacher 0.5 FTE	RVA High School Spanish Teacher 1.0 FTE	A – 1/28/19
7	John Holbrook	RVA High School Social Studies & At-Risk	RVA High School Social Studies Teacher	
8	Bob Komanec	MAES Grade 2 Teacher	MAMS Grade 5 Teacher	A – 5/20/19
9	Ryan Brown	MAMS/MASH Phy. Ed. Teacher	MASH Phy., Ed. Teacher	A – 5/20/19
10	Jason Rappe	MAES Phy. Ed. Teacher	MAMS/MASH Phy. Ed. Teacher	A – 5/20/19
11	Colleen Waldhart	MAMS Grade 5 Teacher	RVA Elementary Teacher	P
12	Sam Penry	RVA Director of Sped, .25 FTE, \$26,000	RVA Director of Sped, .33 FTE, \$29,000	P
13	John Holbrook	RVA HS Social Studies & At-Risk Teacher	RVA HS Social Studies Teacher	P
14				
District Transfers / Reassignments / Reductions				
1				
2				
3				
4				
5				

F. Support Staff Transfers

Transfer Request	Person Involved	From	To	Administrative Status P = Pending A = Approved D = Denied R = Retracted RC = Recalled
Staff Requested Transfers				
	Brenda Mahner	MAMS Custodian – days	MASH Custodian – evenings	A - 3/28/19
	Sam Daniels	MAMS Custodian – evenings	MAMS Custodian - days	A - 3/28/19
	Gail Hoffman	Alt High School Ed Asst, 5 days	SOAR Special Ed Asst, 4 days	A - 3/28/19
	Kari Dahlby	MASH Administrative Asst-12 month	SES Secretary, 11 month	A - 3/28/19
	Sue Strebeg	MAMS/MASH Athletic Sec, 11-month	MASH Administrative Asst-12 month	A – 4/22/19
	JJ Radtke	MAES Special Education Assistant	MAES Math Intervention	P

G. Co-Curricular

Position Title	C = Contract not renewed N = New Position P = Program Proposal R = Resignation Ter = Term	Posting Status / Closing Date	Interviews P = Pending S = Scheduled C = Concluded N = Not Planned	Contract Status E = Extended A = Accepted T = Transfer B = Board Approved	Remarks	Board Approval Date
MAMS Girls Asst Track Coach	R	8/28/19-until filled			Sam Brandner, \$1,201	A – 2/25/19
MASH Asst Track Coach (D. Hildebrant)	R	1/2/19-1/22/19	C	B	Tim Hanson \$2,145	A – 1/28/19
MASH Post Prom Advisor (K. Dahlvig)	R	N/A	N	B	Jennifer Buskerud, \$700	A – 1/28/19
MAMS Forensics (L. Coyer)	R					
MAMS Assistant Drama Advisor(L. Coyer)	R	N/A	N		Tricia Gumz, \$400	A - 3/28/19
MASH JV Soccer Coach (Hildebrant)	R	3/6/19-until filled	C	B	Chris Reardon, \$1,921	A - 3/28/19
MAMS Special Needs Track Asst	N	N/A	C	B	Jakki Farmer, \$11.50/hr	A - 3/28/19
MAMS Play Director (M. Swedlund)	R					
MASH JV2 Girls Basketball Coach (J. Process)	R					
MAMS Student Council (M. Klinner)	R					
MAMS Cross Country Coach (C. Venzke)	R		C	T	Nikki Brost, \$1,341	
MAMS Gr 8 Asst Volleyball Coach (C. Frahm)	R	6/4/19-until filled				
MAMS Gr 8 Head Volleyball Coach (N. Brost)	R	6/4/19-until filled		T	Stacy Zenner, \$1,291	
MAMS Gr 7 Asst Volleyball Coach (S. Zenner)	R	6/4/19-until filled				
MASH B&G Head Track Coach (M. Bub)	R					
MASH B&G Asst Track Coach (T. Hanson)	R					
MASH Boys Varsity Soccer Coach (D. Felix)	C	6/12/19-until filled			Nate Bilideau \$2,900	
MASH Boys JV Soccer Coach (N. Bilideau)	Transfer					

Fd	T	Loc	Obj	Func	Prj	Obj	2016-17 ACTUAL	2017-18 ACTUAL	2017-18 EXPENDED	2018-19 BUDGET	2018-19 EXPENDED	2019-20 BUDGET
99						OTHER PKG/COOP PROGRAM FUNDS						
99	R	800	110	410000	394	TRANSFERS IN - GENERAL	211,882.42	219,393.47	219,393.47	211,000.00	0.00	211,000.00
99	R	---	1--	-----	---	*OPERATING TRANSFERS - IN	211,882.42	219,393.47	219,393.47	211,000.00	0.00	211,000.00
99	R	800	340	500000	617	PAYMENTS FOR SERVICES	0.00	0.00	0.00	0.00	3,500.00	0.00
99	R	800	341	500000	394	GEN TUITION-NON-OPEN ENROLLMNT	0.00	560.00	560.00	0.00	0.00	0.00
99	R	---	3--	-----	---	*INTERDIST PYMNTS WITHIN - WI	0.00	560.00	560.00	0.00	3,500.00	0.00
99	-	---	---	-----	---	*OTHER PKG/COOP PROGRAM FUNDS	211,882.42	219,953.47	219,953.47	211,000.00	3,500.00	211,000.00
Grand Revenue Totals							211,882.42	219,953.47	219,953.47	211,000.00	3,500.00	211,000.00

Number of Accounts: 3

***** End of report *****

		2016-17		2017-18		2017-18		2018-19		2018-19		2019-20	
Fd	T Loc Obj Func Prj	Fd	T Loc Obj Func Prj	ACTUAL	ACTUAL	EXPENDED	BUDGET	EXPENDED	BUDGET	EXPENDED	BUDGET	EXPENDED	BUDGET
80	COMMUNITY SERVICE FUND												
80 R	800 211 500000 000			234,335.00	234,335.00	234,335.00	234,335.00	234,335.00	234,335.00	234,335.00	234,335.00	0.00	0.00
	DISTRICT WIDE/PROPERTY TAX/												
80 R	800 240 500000 740			34,448.75	31,705.75	31,705.75	35,000.00	26,192.00	35,000.00	26,192.00	35,000.00	0.00	0.00
	DISTRICT WIDE/PAYMENT FOR SERVICES/AFT												
80 R	800 272 500000 000			71.00	437.28	437.28	0.00	4,507.25	0.00	4,507.25	0.00	0.00	0.00
	DISTRICT WIDE/COMMUNITY SERVICE FEES/												
80 R	800 293 500000 000			80.00	0.00	0.00	0.00	0.00	0.00	0.00	0.00	0.00	0.00
	DISTRICT WIDE/RENTALS/												
80 R	--- 2-- ----- ---			268,934.75	266,478.03	266,478.03	269,335.00	265,034.25	269,335.00	265,034.25	269,335.00	0.00	0.00
80 -	--- --- ----- ---			268,934.75	266,478.03	266,478.03	269,335.00	265,034.25	269,335.00	265,034.25	269,335.00	0.00	0.00
Grand Revenue Totals				268,934.75	266,478.03	266,478.03	269,335.00	265,034.25	269,335.00	265,034.25	269,335.00	0.00	0.00

Number of Accounts: 4

***** End of report *****

				2019-20	2019-20
Fd T Loc Obj Func	Prj	Fd T Loc Obj Func	Prj	CLC	FUND 80
80 COMMUNITY SERVICE FUND					
80 R 800 211 500000 000		DISTRICT WIDE/PROPERTY TAX/		0.00	234,335.00
<u>Bdgt Year</u>	<u>Bdgt Type</u>	<u>Budget Detail Description</u>			<u>Amount</u>
2019-2020	FUND 80	2019-2020 Tax Levy			234,335.00
80 R 800 240 500000 740		DISTRICT WIDE/PAYMENT FOR SERVICES/AFTER		0.00	25,500.00
<u>Bdgt Year</u>	<u>Bdgt Type</u>	<u>Budget Detail Description</u>			<u>Amount</u>
2019-2020	FUND 80	CLC Private pay budgeted receipts			25,500.00
80 R 800 272 500000 000		DISTRICT WIDE/COMMUNITY SERVICE FEES/		0.00	5,000.00
<u>Bdgt Year</u>	<u>Bdgt Type</u>	<u>Budget Detail Description</u>			<u>Amount</u>
2019-2020	FUND 80	Community Service Fees			5,000.00
80 R --- 2-- ----- ---				0.00	264,835.00
80 - --- --- ----- ---				0.00	264,835.00
<hr/> Grand Revenue Totals				0.00	264,835.00

Number of Accounts: 3

***** End of report *****

				2016-17	2017-18	2017-18	2018-19	2018-19	2019-20
Fd	T Loc Obj Func Prj	Fd T Loc Obj Func Prj		ACTUAL	ACTUAL	EXPENDED	BUDGET	EXPENDED	BUDGET
100		OPERATING TRANSFERS - IN							
27 R	800 110 500000 000	DISTRICT WIDE/TRANSFERS IN - G		2,600,918.14	3,013,044.24	3,013,044.24	3,179,835.00	0.00	0.00
27 R	--- 1-- ----- ---			2,600,918.14	3,013,044.24	3,013,044.24	3,179,835.00	0.00	0.00
300		INTERDIST PYMNTS WITHIN - WI							
27 R	800 340 500000 000	DISTRICT WIDE/PAYMENTS FOR SER		37,796.46	33,424.74	33,424.74	35,000.00	0.00	0.00
27 R	--- 3-- ----- ---			37,796.46	33,424.74	33,424.74	35,000.00	0.00	0.00
500		REV FROM INTERMEDIATE SOURCES							
27 R	800 516 436611 019	HEARING IMPAIRMENT/TRANSIT OF		0.00	83.00	83.00	0.00	0.00	0.00
27 R	800 516 436670 019	VISUAL IMPAIRMENT/TRANSIT OF S		0.00	60.00	60.00	0.00	0.00	0.00
27 R	800 517 500000 000	DISTRICT WIDE/TRANSIT OF FEDER		0.00	0.00	0.00	165,000.00	0.00	0.00
27 R	800 581 500000 000	DISTRICT WIDE/MEDICAID SCHOOL		165,442.71	190,711.36	190,711.36	0.00	0.00	0.00
27 R	--- 5-- ----- ---			165,442.71	190,854.36	190,854.36	165,000.00	0.00	0.00
600		REVENUE FROM STATE SOURCES							
27 R	800 611 500000 011	DISTRICT WIDE/HANDICAPPED AID/		939,005.00	964,027.00	964,027.00	915,000.00	761,339.00	0.00
27 R	800 625 500000 000	DISTRICT WIDE/HIGH COST SPED A		39,871.00	27,717.00	27,717.00	0.00	0.00	0.00
27 R	800 697 500000 000	DISTRICT WIDE/AID FOR SPED TRA		0.00	1,000.00	1,000.00	0.00	0.00	0.00
27 R	--- 6-- ----- ---			978,876.00	992,744.00	992,744.00	915,000.00	761,339.00	0.00
700		REVENUE FROM FEDERAL SOURCES							
27 R	800 711 500000 342	DISTRICT WIDE/HIGH COST SPECIA		11,458.00	7,186.00	7,186.00	0.00	0.00	0.00
27 R	800 730 500000 341	DISTRICT WIDE/SPECIAL PROJECT		427,416.88	389,858.81	389,858.81	506,042.00	405,393.24	0.00
27 R	800 730 500000 347	DISTRICT WIDE/SPECIAL PROJECT		22,643.62	21,535.13	21,535.13	24,000.00	23,214.02	0.00
27 R	--- 7-- ----- ---			461,518.50	418,579.94	418,579.94	530,042.00	428,607.26	0.00
27 -	--- --- ----- ---			4,244,551.81	4,648,647.28	4,648,647.28	4,824,877.00	1,189,946.26	0.00
Grand Revenue Totals				4,244,551.81	4,648,647.28	4,648,647.28	4,824,877.00	1,189,946.26	0.00

Number of Accounts: 12

				2019-20		
Fd T Loc Obj Func	Prj	Fd T Loc Obj Func	Prj	FND27REV		
100		OPERATING TRANSFERS - IN				
27 R 800 110 500000 000		(continued)				
<u>Bdgt Year</u>	<u>Bdgt Type</u>	<u>Budget Detail Description</u>			<u>Amount</u>	
2019-2020	FND27REV	Transfer from the general fund to the special education fund. This amount will be transferred when the final budgeted special education cost is known			0.00	
27 R 800 340 500000 000		DISTRICT WIDE/PAYMENTS FOR SERVICES/			35,000.00	
<u>Bdgt Year</u>	<u>Bdgt Type</u>	<u>Budget Detail Description</u>			<u>Amount</u>	
2019-2020	FND27REV	SOAR Program			35,000.00	
27 R --- 3-- ----- ---				35,000.00		
500		REV FROM INTERMEDIATE SOURCES				
27 R 800 517 500000 000		DISTRICT WIDE/TRANSIT OF FEDERAL AIDS/			165,000.00	
<u>Bdgt Year</u>	<u>Bdgt Type</u>	<u>Budget Detail Description</u>			<u>Amount</u>	
2019-2020	FND27REV	Revenue from Medicaid paid to us through CESA 10			165,000.00	
27 R --- 5-- ----- ---				165,000.00		
600		REVENUE FROM STATE SOURCES				
27 R 800 611 500000 011		DISTRICT WIDE/HANDICAPPED AID/SPECIAL ED			1,015,000.00	
<u>Bdgt Year</u>	<u>Bdgt Type</u>	<u>Budget Detail Description</u>			<u>Amount</u>	
2019-2020	FND27REV	Revenue from the State of Wisconsin in the form of categorical aid. This amount is based on the prior year salaries of our special education teachers and aides			1,015,000.00	
27 R --- 6-- ----- ---				1,015,000.00		
700		REVENUE FROM FEDERAL SOURCES				
27 R 800 730 500000 341		DISTRICT WIDE/SPECIAL PROJECT GRANT/IDEA			506,042.00	
<u>Bdgt Year</u>	<u>Bdgt Type</u>	<u>Budget Detail Description</u>			<u>Amount</u>	
2019-2020	FND27REV	Revenue from our federal flow-through grant			506,042.00	
27 R 800 730 500000 347		DISTRICT WIDE/SPECIAL PROJECT GRANT/IDEA			24,000.00	
<u>Bdgt Year</u>	<u>Bdgt Type</u>	<u>Budget Detail Description</u>			<u>Amount</u>	
2019-2020	FND27REV	Revenue from our federal flow-through grant			24,000.00	
27 R --- 7-- ----- ---				530,042.00		
27 - --- --- ----- ---				1,745,042.00		
Grand Revenue Totals				1,745,042.00		

Number of Accounts: 5

***** End of report *****

				2016-17	2017-18	2017-18	2018-19	2018-19	2019-20
Fd T Loc Obj Func Prj	Fd T Loc Obj Func Prj	ACTUAL	ACTUAL	EXPENDED	BUDGET	EXPENDED	BUDGET		
200 REVENUE FROM LOCAL SOURCES									
10 R 800 211 500000 000	DISTRICT WIDE/PROPERTY TAX/	6,628,009.00	6,799,556.00	6,799,556.00	6,376,997.00	6,376,997.00		0.00	
10 R 800 212 500000 000	DISTRICT WIDE/PROPERTY TAX CHA	0.00	330.00	330.00	0.00	0.00		0.00	
10 R 800 213 500000 000	DISTRICT WIDE/MOBILE HOME TAX/	19,131.87	19,739.61	19,739.61	20,000.00	18,546.81		0.00	
10 R 800 240 139000 000	OTHER VOCATIONAL CURRICULUM/PA	19,939.72	9,516.06	9,516.06	15,000.00	10,152.17		0.00	
10 R 800 240 500000 000	DISTRICT WIDE/PAYMENT FOR SERV	1,323.87	1,778.89	1,778.89	2,000.00	795.85		0.00	
10 R 800 264 500000 000	DISTRICT WIDE/NON CAPITAL SURP	1,238.25	822.75	822.75	1,000.00	1,491.39		0.00	
10 R 800 269 500000 000	DISTRICT WIDE/OTHER SALE OF NO	0.00	0.00	0.00	5,000.00	0.00		0.00	
10 R 800 271 500000 000	DISTRICT WIDE/ADMISSIONS/	16,619.00	25,283.00	25,283.00	30,000.00	21,818.00		0.00	
10 R 800 279 500000 000	DISTRICT WIDE/OTHER SCHOOL ACT	36,442.25	24,963.20	24,963.20	22,000.00	36,115.00		0.00	
10 R 800 280 500000 000	DISTRICT WIDE/INTEREST ON INVE	4,187.80	12,224.01	12,224.01	15,000.00	8,214.45		0.00	
10 R 800 291 500000 000	DISTRICT WIDE/GIFTS/	800.00	0.00	0.00	0.00	0.00		0.00	
10 R 800 293 500000 000	DISTRICT WIDE/RENTALS/	3,420.00	3,362.02	3,362.02	1,500.00	3,110.00		0.00	
10 R 800 299 500000 000	DISTRICT WIDE/MISCELLANEOUS LO	8,742.75	17,263.64	17,263.64	10,000.00	1,810.09		0.00	
10 R --- 2-- ----- ---		6,739,854.51	6,914,839.18	6,914,839.18	6,498,497.00	6,479,050.76		0.00	
300 INTERDIST PYMNTS WITHIN - WI									
10 R 800 340 500000 000	DISTRICT WIDE/PAYMENTS FOR SER	300.00	6,679.00	6,679.00	0.00	0.00		0.00	
10 R 800 345 500000 000	DISTRICT WIDE/GENERAL TUITION-	2,621,879.00	3,298,414.00	3,298,414.00	4,139,961.00	0.00		0.00	
10 R --- 3-- ----- ---		2,622,179.00	3,305,093.00	3,305,093.00	4,139,961.00	0.00		0.00	
500 REV FROM INTERMEDIATE SOURCES									
10 R 800 515 500000 000	DISTRICT WIDE/STATE AID-INTERM	2,000.00	0.00	0.00	0.00	0.00		0.00	
10 R 800 517 500000 391	DISTRICT WIDE/TRANSIT OF FEDER	2,068.00	1,527.00	1,527.00	2,000.00	0.00		0.00	
10 R 800 581 500000 000	DISTRICT WIDE/MEDICAID SCHOOL	31,752.42	30,511.67	30,511.67	40,000.00	0.00		0.00	
10 R --- 5-- ----- ---		35,820.42	32,038.67	32,038.67	42,000.00	0.00		0.00	
600 REVENUE FROM STATE SOURCES									
10 R 800 612 500000 000	DISTRICT WIDE/TRANSPORTATION A	125,873.11	129,216.05	129,216.05	125,000.00	124,090.00		0.00	
10 R 800 613 500000 000	DISTRICT WIDE/LIBRARY AID/	78,534.00	87,082.00	87,082.00	90,000.00	88,789.00		0.00	
10 R 800 619 500000 011	DISTRICT WIDE/OTHER CATEGORICA	0.00	0.00	0.00	0.00	1,381,902.00		0.00	
10 R 800 621 500000 000	DISTRICT WIDE/EQUALIZATION AID	12,521,799.00	12,565,184.00	12,565,184.00	13,263,193.00	8,476,900.00		0.00	
10 R 800 630 500000 387	DISTRICT WIDE/SPECIAL PROJECT	0.00	16,616.07	16,616.07	0.00	0.00		0.00	
10 R 800 630 500000 522	DISTRICT WIDE/SPECIAL PROJECT	3,922.02	1,203.76	1,203.76	0.00	3,575.00		0.00	
10 R 800 630 500000 561	DISTRICT WIDE/SPECIAL PROJECT	0.00	49,968.00	49,968.00	25,000.00	9,821.00		0.00	
10 R 800 630 500000 562	DISTRICT WIDE/SPECIAL PROJECT	24,282.00	19,429.00	19,429.00	0.00	20,471.00		0.00	

				2016-17	2017-18	2017-18	2018-19	2018-19	2019-20
Fd T Loc Obj Func Prj	Fd T Loc Obj Func Prj	ACTUAL	ACTUAL	EXPENDED	BUDGET	EXPENDED	BUDGET		
600 REVENUE FROM STATE SOURCES									
10 R 800 630 500000 575	DISTRICT WIDE/SPECIAL PROJECT	0.00	267.00	267.00	0.00	0.00	0.00	0.00	
10 R 800 630 500000 577	DISTRICT WIDE/SPECIAL PROJECT	12,815.04	10,135.75	10,135.75	0.00	0.00	0.00	0.00	
10 R 800 630 500000 583	DISTRICT WIDE/SPECIAL PROJECT	15,200.00	15,680.00	15,680.00	0.00	0.00	0.00	0.00	
10 R 800 660 500000 000	DISTRICT WIDE/STATE REV THROUG	1,215.00	2,180.00	2,180.00	0.00	920.00	0.00	0.00	
10 R 800 690 500000 000	DISTRICT WIDE/OTHER REVENUE FR	19,154.75	20,334.05	20,334.05	20,000.00	20,227.91	0.00	0.00	
10 R 800 691 500000 000	DISTRICT WIDE/COMPUTER AID/	32,960.00	33,444.51	33,444.51	178,815.00	144,561.19	0.00	0.00	
10 R 800 695 500000 000	DISTRICT WIDE/STATE CATEGORICA	525,000.00	950,400.00	950,400.00	1,381,902.00	0.00	0.00	0.00	
10 R 800 699 500000 000	DISTRICT WIDE/OTHER REVENUE FR	93.90	0.00	0.00	0.00	0.00	0.00	0.00	
10 R 800 699 500000 699	DISTRICT WIDE/OTHER REVENUE FR	0.00	0.00	0.00	0.00	14,085.96	0.00	0.00	
10 R --- 6-- ----- ---		13,360,848.82	13,901,140.19	13,901,140.19	15,083,910.00	10,285,343.06		0.00	
700 REVENUE FROM FEDERAL SOURCES									
10 R 800 713 500000 400	DISTRICT WIDE/VOCATIONAL EDUCA	18,390.91	19,159.11	19,159.11	19,500.00	11,359.01	0.00	0.00	
10 R 800 730 500000 341	DISTRICT WIDE/SPECIAL PROJECT	71,825.85	70,000.00	70,000.00	71,000.00	41,942.65	0.00	0.00	
10 R 800 730 500000 365	DISTRICT WIDE/SPECIAL PROJECT	94,895.57	77,984.11	77,984.11	96,000.00	35,238.29	0.00	0.00	
10 R 800 730 500000 372	DISTRICT WIDE/SPECIAL PROJECT	5,383.00	4,624.40	4,624.40	0.00	0.00	0.00	0.00	
10 R 800 730 500000 381	DISTRICT WIDE/SPECIAL PROJECT	0.00	9,003.71	9,003.71	0.00	9,524.00	0.00	0.00	
10 R 800 751 500000 141	DISTRICT WIDE/ECIA - CHAPTER 1	362,757.91	376,558.33	376,558.33	400,000.00	232,701.65	0.00	0.00	
10 R 800 790 500000 015	DISTRICT WIDE/OTHER REV FROM F	3,400.00	2,000.00	2,000.00	0.00	0.00	0.00	0.00	
10 R 800 790 500000 393	DISTRICT WIDE/OTHER REV FROM F	1,000.00	900.00	900.00	0.00	500.00	0.00	0.00	
10 R --- 7-- ----- ---		557,653.24	560,229.66	560,229.66	586,500.00	331,265.60		0.00	
800 OTHER FINANCING SOURCES									
10 R 800 860 500000 000	DISTRICT WIDE/SALE OF FIXED AS	1,000.00	0.00	0.00	4,000.00	0.00	0.00	0.00	
10 R 800 861 500000 000	DISTRICT WIDE/EQUIPMENT SALES/	2,700.00	400.00	400.00	0.00	1,015.00	0.00	0.00	
10 R --- 8-- ----- ---		3,700.00	400.00	400.00	4,000.00	1,015.00		0.00	
900 OTHER REVENUES									
10 R 800 964 500000 000	DISTRICT WIDE/INSURANCE/	37,534.00	35,597.00	35,597.00	35,000.00	29,372.00	0.00	0.00	
10 R 800 971 500000 000	DISTRICT WIDE/REFUND OF DISB -	0.00	0.00	0.00	15,000.00	85.80	0.00	0.00	
10 R 800 971 500000 619	DISTRICT WIDE/REFUND OF DISB -	39,269.37	17,345.84	17,345.84	0.00	57,426.55	0.00	0.00	
10 R 800 972 500000 000	DISTRICT WIDE/REFUND OF DISB -	0.00	0.00	0.00	0.00	4,771.98	0.00	0.00	
10 R 800 990 500000 000	DISTRICT WIDE/MISCELLANEOUS OT	37,526.98	199.80	199.80	0.00	25.00	0.00	0.00	
10 R --- 9-- ----- ---		114,330.35	53,142.64	53,142.64	50,000.00	91,681.33	0.00	0.00	
10 - --- --- ----- ---		23,434,386.34	24,766,883.34	24,766,883.34	26,404,868.00	17,188,355.75		0.00	

		2016-17		2017-18		2017-18		2018-19		2018-19		2019-20					
		<u>ACTUAL</u>		<u>ACTUAL</u>		<u>EXPENDED</u>		<u>BUDGET</u>		<u>EXPENDED</u>		<u>BUDGET</u>					
<u>Fd</u>	<u>T</u>	<u>Loc</u>	<u>Obj</u>	<u>Func</u>	<u>Prj</u>	<u>Fd</u>	<u>T</u>	<u>Loc</u>	<u>Obj</u>	<u>Func</u>	<u>Prj</u>	<u>Fd</u>	<u>T</u>	<u>Loc</u>	<u>Obj</u>	<u>Func</u>	<u>Prj</u>
Grand Revenue Totals		23,434,386.34		24,766,883.34		24,766,883.34		26,404,868.00		17,188,355.75		0.00					

Number of Accounts: 50

***** End of report *****

2019-20

Fd T Loc Obj Func	Prj	Fd T Loc Obj Func	Prj	FND 10 REV	
200 REVENUE FROM LOCAL SOURCES					
10 R 800 211 500000 000		DISTRICT WIDE/PROPERTY TAX/		7,319,150.00	
<u>Bdgt Year</u>	<u>Bdgt Type</u>	<u>Budget Detail Description</u>			<u>Amount</u>
2019-2020	FND 10 REV	Projected tax levy amount to Fund 10 (General)			7,319,150.00
10 R 800 213 500000 000		DISTRICT WIDE/MOBILE HOME TAX/		20,000.00	
<u>Bdgt Year</u>	<u>Bdgt Type</u>	<u>Budget Detail Description</u>			<u>Amount</u>
2019-2020	FND 10 REV	Monthly mobile home tax payments from the City of Medford and the Village of Stetsonville			20,000.00
10 R 800 240 139000 000		OTHER VOCATIONAL CURRICULUM/PAYMENT FOR		15,000.00	
<u>Bdgt Year</u>	<u>Bdgt Type</u>	<u>Budget Detail Description</u>			<u>Amount</u>
2019-2020	FND 10 REV	Payments from local businesses to pay for student workers			15,000.00
10 R 800 240 500000 000		DISTRICT WIDE/PAYMENT FOR SERVICES/		2,000.00	
<u>Bdgt Year</u>	<u>Bdgt Type</u>	<u>Budget Detail Description</u>			<u>Amount</u>
2019-2020	FND 10 REV	Miscellaneous local payments for services provided from copying to janitorial supplies			2,000.00
10 R 800 264 500000 000		DISTRICT WIDE/NON CAPITAL SURPLUS PROP.		1,000.00	
<u>Bdgt Year</u>	<u>Bdgt Type</u>	<u>Budget Detail Description</u>			<u>Amount</u>
2019-2020	FND 10 REV	Payment on surplus items			1,000.00
10 R 800 271 500000 000		DISTRICT WIDE/ADMISSIONS/		30,000.00	
<u>Bdgt Year</u>	<u>Bdgt Type</u>	<u>Budget Detail Description</u>			<u>Amount</u>
2019-2020	FND 10 REV	Gate receipts from athletic events			30,000.00
10 R 800 279 500000 000		DISTRICT WIDE/OTHER SCHOOL ACTIVITY INCO		36,000.00	
<u>Bdgt Year</u>	<u>Bdgt Type</u>	<u>Budget Detail Description</u>			<u>Amount</u>
2019-2020	FND 10 REV	Student participation fees and also team entry fees for various events that we host			36,000.00
10 R 800 280 500000 000		DISTRICT WIDE/INTEREST ON INVESTMENTS/		10,000.00	
<u>Bdgt Year</u>	<u>Bdgt Type</u>	<u>Budget Detail Description</u>			<u>Amount</u>
2019-2020	FND 10 REV	District-wide interest on funds invested			10,000.00
10 R 800 293 500000 000		DISTRICT WIDE/RENTALS/		1,500.00	
<u>Bdgt Year</u>	<u>Bdgt Type</u>	<u>Budget Detail Description</u>			<u>Amount</u>
2019-2020	FND 10 REV	Rental items			1,500.00
10 R 800 299 500000 000		DISTRICT WIDE/MISCELLANEOUS LOCAL REVENU		10,000.00	
<u>Bdgt Year</u>	<u>Bdgt Type</u>	<u>Budget Detail Description</u>			<u>Amount</u>
2019-2020	FND 10 REV	Miscellaneous local revenue			10,000.00
10 R --- 2-- ----- ---				7,444,650.00	

300 INTERDIST PYMNTS WITHIN - WI					
10 R 800 345 500000 000		DISTRICT WIDE/GENERAL TUITION-OPEN ENROL		4,632,431.00	
<u>Bdgt Year</u>	<u>Bdgt Type</u>	<u>Budget Detail Description</u>			<u>Amount</u>
2019-2020	FND 10 REV	Total open enrollment to the District, including the amount transferred to the RVA			4,632,431.00
10 R --- 3-- ----- ---				4,632,431.00	

500 REV FROM INTERMEDIATE SOURCES					
10 R 800 581 500000 000		DISTRICT WIDE/MEDICAID SCHOOL BASED SERV		42,000.00	
<u>Bdgt Year</u>	<u>Bdgt Type</u>	<u>Budget Detail Description</u>			<u>Amount</u>
2019-2020	FND 10 REV	Fund 10 (General) payment from CESA 10 for Medicaid cost			42,000.00
10 R --- 5-- ----- ---				42,000.00	

600 REVENUE FROM STATE SOURCES					
10 R 800 612 500000 000		DISTRICT WIDE/TRANSPORTATION AID/		125,000.00	
<u>Bdgt Year</u>	<u>Bdgt Type</u>	<u>Budget Detail Description</u>			<u>Amount</u>
2019-2020	FND 10 REV	TRANSPORTATION AID FROM WI			125,000.00

				2019-20	
Fd T Loc Obj Func	Prj	Fd T Loc Obj Func	Prj	FND 10 REV	
600				REVENUE FROM STATE SOURCES	
10 R 800 613 500000 000		DISTRICT WIDE/LIBRARY AID/		90,000.00	
<u>Bdgt Year</u>	<u>Bdgt Type</u>	<u>Budget Detail Description</u>		<u>Amount</u>	
2019-2020	FND 10 REV	LIBRARY AID FROM WI		90,000.00	
10 R 800 621 500000 000		DISTRICT WIDE/EQUALIZATION AID/		13,004,650.00	
<u>Bdgt Year</u>	<u>Bdgt Type</u>	<u>Budget Detail Description</u>		<u>Amount</u>	
2019-2020	FND 10 REV	Projected state aid for 19-20		13,004,650.00	
10 R 800 690 500000 000		DISTRICT WIDE/OTHER REVENUE FROM STATE S		11,555.00	
<u>Bdgt Year</u>	<u>Bdgt Type</u>	<u>Budget Detail Description</u>		<u>Amount</u>	
2019-2020	FND 10 REV	NATIONAL FOREST AMOUNT FROM WI		11,555.00	
10 R 800 691 500000 000		DISTRICT WIDE/COMPUTER AID/		178,445.00	
<u>Bdgt Year</u>	<u>Bdgt Type</u>	<u>Budget Detail Description</u>		<u>Amount</u>	
2019-2020	FND 10 REV	DISTRICT WIDE COMPUTER AID/PERSONAL PROPERTY AID		178,445.00	
10 R 800 695 500000 000		DISTRICT WIDE/STATE CATEGORICAL AID/		1,435,406.00	
<u>Bdgt Year</u>	<u>Bdgt Type</u>	<u>Budget Detail Description</u>		<u>Amount</u>	
2019-2020	FND 10 REV	Categorical aid at \$679 per pupil		1,435,406.00	
10 R --- 6-- ----- ---				14,845,056.00	
700				REVENUE FROM FEDERAL SOURCES	
10 R 800 713 500000 400		DISTRICT WIDE/VOCATIONAL EDUCATION AID/C		19,000.00	
<u>Bdgt Year</u>	<u>Bdgt Type</u>	<u>Budget Detail Description</u>		<u>Amount</u>	
2019-2020	FND 10 REV	CARL PERKINS		19,000.00	
10 R 800 730 500000 341		DISTRICT WIDE/SPECIAL PROJECT GRANT/IDEA		71,000.00	
<u>Bdgt Year</u>	<u>Bdgt Type</u>	<u>Budget Detail Description</u>		<u>Amount</u>	
2019-2020	FND 10 REV	COORDINATED EARLY LEARNING SERVICES (CEIS)		71,000.00	
10 R 800 730 500000 365		DISTRICT WIDE/SPECIAL PROJECT GRANT/TITL		96,000.00	
<u>Bdgt Year</u>	<u>Bdgt Type</u>	<u>Budget Detail Description</u>		<u>Amount</u>	
2019-2020	FND 10 REV	TITLE 2		96,000.00	
10 R 800 730 500000 381		DISTRICT WIDE/SPECIAL PROJECT GRANT/TITL		20,000.00	
<u>Bdgt Year</u>	<u>Bdgt Type</u>	<u>Budget Detail Description</u>		<u>Amount</u>	
2019-2020	FND 10 REV	TITLE 4		20,000.00	
10 R 800 751 500000 141		DISTRICT WIDE/ECIA - CHAPTER 1/TITLE I		380,000.00	
<u>Bdgt Year</u>	<u>Bdgt Type</u>	<u>Budget Detail Description</u>		<u>Amount</u>	
2019-2020	FND 10 REV	TITLE 1		380,000.00	
10 R --- 7-- ----- ---				586,000.00	
800				OTHER FINANCING SOURCES	
10 R 800 860 500000 000		DISTRICT WIDE/SALE OF FIXED ASSETS/		4,000.00	
<u>Bdgt Year</u>	<u>Bdgt Type</u>	<u>Budget Detail Description</u>		<u>Amount</u>	
2019-2020	FND 10 REV	SALE OF FIXED ASSETS		4,000.00	
10 R --- 8-- ----- ---				4,000.00	
900				OTHER REVENUES	
10 R 800 964 500000 000		DISTRICT WIDE/INSURANCE/		35,000.00	
<u>Bdgt Year</u>	<u>Bdgt Type</u>	<u>Budget Detail Description</u>		<u>Amount</u>	
2019-2020	FND 10 REV	WORKERS COMPENSATION DIVIDEND		35,000.00	
10 R 800 971 500000 000		DISTRICT WIDE/REFUND OF DISB - AIDABLE/		15,500.00	
<u>Bdgt Year</u>	<u>Bdgt Type</u>	<u>Budget Detail Description</u>		<u>Amount</u>	
2019-2020	FND 10 REV	ERATE		15,500.00	
10 R --- 9-- ----- ---				50,500.00	
10 - --- --- ----- ---				27,604,637.00	
Grand Revenue Totals				27,604,637.00	

2019-20

Fd T Loc Obj Func Prj Fd T Loc Obj Func Prj FND 10 REV

Number of Accounts: 26

***** End of report *****

		2016-17		2017-18		2017-18		2018-19		2018-19		2019-20	
Fd	T Loc Obj Func Prj	Fd	T Loc Obj Func Prj	ACTUAL	ACTUAL	EXPENDED	BUDGET	EXPENDED	BUDGET	EXPENDED	BUDGET	EXPENDED	BUDGET
100		OPERATING TRANSFERS - IN											
99	R 800 110 410000 360			1,427,108.93	1,979,753.77	1,979,753.77	2,786,460.00	0.00		2,517,852.00			
99	R --- 1-- ----- ---			1,427,108.93	1,979,753.77	1,979,753.77	2,786,460.00	0.00		2,517,852.00			
300		INTERDIST PYMNTS WITHIN - WI											
99	R 800 341 500000 360			415,623.53	1,137,697.50	1,137,697.50	2,159,109.00	132,293.00		3,782,431.00			
99	R --- 3-- ----- ---			415,623.53	1,137,697.50	1,137,697.50	2,159,109.00	132,293.00		3,782,431.00			
99	- --- --- ----- ---			1,842,732.46	3,117,451.27	3,117,451.27	4,945,569.00	132,293.00		6,300,283.00			
Grand Revenue Totals				1,842,732.46	3,117,451.27	3,117,451.27	4,945,569.00	132,293.00		6,300,283.00			

Number of Accounts: 2

***** End of report *****

										2019-20																												
Fd	T	Loc	Obj	Func	Prj	Fd	T	Loc	Obj	Func	Prj	FND 99 REV																										
99																																						
OTHER PKG/COOP PROGRAM FUNDS																																						
99	R	800	110	410000	360							INTERFUND OPERATING TRANSFERS/TRANSFERS	2,517,852.00																									
<table border="0" style="width:100%"> <tr> <td style="width:10%"><u>Bdgt Year</u></td> <td style="width:10%"><u>Bdgt Type</u></td> <td colspan="10"><u>Budget Detail Description</u></td> <td style="width:10%; text-align:right"><u>Amount</u></td> </tr> <tr> <td>2019-2020</td> <td>FND 99 REV</td> <td colspan="10">Amount transferred in from consortium districts</td> <td style="text-align:right">2,517,852.00</td> </tr> </table>													<u>Bdgt Year</u>	<u>Bdgt Type</u>	<u>Budget Detail Description</u>										<u>Amount</u>	2019-2020	FND 99 REV	Amount transferred in from consortium districts										2,517,852.00
<u>Bdgt Year</u>	<u>Bdgt Type</u>	<u>Budget Detail Description</u>										<u>Amount</u>																										
2019-2020	FND 99 REV	Amount transferred in from consortium districts										2,517,852.00																										
99	R	---	1--	-----	---								2,517,852.00																									
99	R	800	341	500000	360							DISTRICT WIDE/GEN TUITION-NON-OPEN ENROL	3,782,431.00																									
<table border="0" style="width:100%"> <tr> <td style="width:10%"><u>Bdgt Year</u></td> <td style="width:10%"><u>Bdgt Type</u></td> <td colspan="10"><u>Budget Detail Description</u></td> <td style="width:10%; text-align:right"><u>Amount</u></td> </tr> <tr> <td>2019-2020</td> <td>FND 99 REV</td> <td colspan="10">Open enrollment revenue from RVA students from around Wisconsin</td> <td style="text-align:right">3,782,431.00</td> </tr> </table>													<u>Bdgt Year</u>	<u>Bdgt Type</u>	<u>Budget Detail Description</u>										<u>Amount</u>	2019-2020	FND 99 REV	Open enrollment revenue from RVA students from around Wisconsin										3,782,431.00
<u>Bdgt Year</u>	<u>Bdgt Type</u>	<u>Budget Detail Description</u>										<u>Amount</u>																										
2019-2020	FND 99 REV	Open enrollment revenue from RVA students from around Wisconsin										3,782,431.00																										
99	R	---	3--	-----	---								3,782,431.00																									
99	-	---	---	-----	---								6,300,283.00																									
Grand Revenue Totals												6,300,283.00																										

Number of Accounts: 2

***** End of report *****

Fd	T	Loc	Obj	Func	Prj	Obj	2016-17	2017-18	2017-18	2018-19	2018-19	2019-20
							ACTUAL	ACTUAL	EXPENDED	BUDGET	EXPENDED	BUDGET
99	E	800	310	110000	360	PERSONAL SERVICES	0.00	53,312.79	53,312.79	0.00	1,438.00	0.00
99	E	800	341	110000	360	PUPIL TRAVEL	850.00	702.14	702.14	0.00	765.28	0.00
99	E	800	342	110000	360	EMPLOYEE TRAVEL	0.00	405.66	405.66	0.00	4,010.00	0.00
99	E	800	358	110000	360	ON-LINE COMMUNICATIONS	5,480.60	10,247.98	10,247.98	0.00	8,158.11	0.00
99	E	800	389	110000	360	PAYMENT TO WTCS DISTRICT	0.00	0.00	0.00	0.00	4,216.56	0.00
99	E	---	3--	110000	---	*PURCHASED SERVICES	6,330.60	64,668.57	64,668.57	0.00	18,587.95	0.00
99	E	800	411	110000	360	GENERAL SUPPLIES	28,213.43	24,523.68	24,523.68	0.00	17,549.84	36,500.00
99	E	800	420	110000	360	APPAREL	6,305.50	6,261.12	6,261.12	0.00	7,486.19	0.00
99	E	800	435	110000	360	PROGRAMMED COMPUTER SOFTWARE	1,250.00	15,974.73	15,974.73	0.00	2,041.88	0.00
99	E	800	439	110000	360	OTHER MEDIA	0.00	645.31	645.31	0.00	2,232.50	0.00
99	E	800	440	110000	360	NON-CAPITAL EQUIPMENT	7,985.00	6,579.12	6,579.12	0.00	7,466.37	0.00
99	E	800	460	110000	360	EQUIPMENT COMPONENTS	46.75	0.00	0.00	7,500.00	0.00	20,000.00
99	E	800	470	110000	360	TEXTBOOKS	368,217.62	400,817.69	400,817.69	472,000.00	546,372.34	772,500.00
99	E	---	4--	110000	---	*NON-CAPITAL OBJECTS	412,018.30	454,801.65	454,801.65	479,500.00	583,149.12	829,000.00
99	E	800	551	110000	360	EQUIP ADDITION - NON-F/A	50.00-	0.00	0.00	0.00	0.00	0.00
99	E	---	5--	110000	---	*CAPITAL OBJECTS	50.00-	0.00	0.00	0.00	0.00	0.00
99	E	800	940	110000	360	DUES AND FEES	30.00	12,987.75	12,987.75	0.00	23,839.52	0.00
99	E	---	9--	110000	---	*OTHER EXPENDITURES	30.00	12,987.75	12,987.75	0.00	23,839.52	0.00
99	E	800	411	161000	360	GENERAL SUPPLIES	0.00	0.00	0.00	3,000.00	0.00	3,000.00
99	E	---	4--	161000	---	*NON-CAPITAL OBJECTS	0.00	0.00	0.00	3,000.00	0.00	3,000.00
99	E	800	411	162000	360	GENERAL SUPPLIES	0.00	0.00	0.00	5,000.00	0.00	5,000.00
99	E	---	4--	162000	---	*NON-CAPITAL OBJECTS	0.00	0.00	0.00	5,000.00	0.00	5,000.00
99	E	800	110	213000	360	CERTIFIED SALARIES	0.00	0.00	0.00	0.00	94,455.36	0.00
99	E	---	1--	213000	---	*SALARIES	0.00	0.00	0.00	0.00	94,455.36	0.00
99	E	800	212	213000	360	RETIREMENT - EMPLOYER SHARE	0.00	0.00	0.00	0.00	6,258.32	0.00
99	E	800	220	213000	360	SOCIAL SECURITY	0.00	0.00	0.00	0.00	5,585.05	0.00
99	E	800	229	213000	360	MEDICARE	0.00	0.00	0.00	0.00	1,306.19	0.00
99	E	800	243	213000	360	DENTAL INSURANCE	0.00	0.00	0.00	0.00	2,515.92	0.00
99	E	800	244	213000	360	HEALTH INSURANCE	0.00	0.00	0.00	0.00	34,363.56	0.00
99	E	800	249	213000	360	HSA BENEFIT	0.00	0.00	0.00	0.00	2,750.00	0.00
99	E	800	251	213000	360	INCOME PROTECTION INSURANCE	0.00	0.00	0.00	0.00	321.25	0.00
99	E	---	2--	213000	---	*EMPLOYEE BENEFITS	0.00	0.00	0.00	0.00	53,100.29	0.00

Fd	T	Loc	Obj	Func	Prj	Obj	2016-17	2017-18	2017-18	2018-19	2018-19	2019-20
							ACTUAL	ACTUAL	EXPENDED	BUDGET	EXPENDED	BUDGET
99	E	800	110	219000	360	CERTIFIED SALARIES	9,106.60	7,360.00	7,360.00	0.00	4,280.00	1,600.00
99	E	800	160	219000	360	SUBSTITUTE SALARIES	500.00	0.00	0.00	0.00	0.00	0.00
99	E	---	1--	219000	---	*SALARIES	9,606.60	7,360.00	7,360.00	0.00	4,280.00	1,600.00
99	E	800	212	219000	360	RETIREMENT - EMPLOYER SHARE	613.48	496.65	496.65	0.00	281.78	0.00
99	E	800	220	219000	360	SOCIAL SECURITY	573.88	444.32	444.32	0.00	255.13	0.00
99	E	800	229	219000	360	MEDICARE	134.26	104.01	104.01	0.00	59.64	0.00
99	E	---	2--	219000	---	*EMPLOYEE BENEFITS	1,321.62	1,044.98	1,044.98	0.00	596.55	0.00
99	E	800	310	219000	360	PERSONAL SERVICES	946.50	2,550.00	2,550.00	0.00	3,470.65	83,500.00
99	E	800	320	219000	360	PROPERTY SERVICE	0.00	307.75	307.75	0.00	0.00	0.00
99	E	800	342	219000	360	EMPLOYEE TRAVEL	4,078.40	10,462.07	10,462.07	0.00	2,647.82	0.00
99	E	800	358	219000	360	ON-LINE COMMUNICATIONS	0.00	4,442.62	4,442.62	0.00	225.30	0.00
99	E	800	382	219000	360	INTERDISTRICT PAYMENT IN - W	0.00	4,535.65	4,535.65	0.00	0.00	0.00
99	E	800	386	219000	360	PAYMENT TO CESA	0.00	0.00	0.00	200,000.00	0.00	203,500.00
99	E	800	387	219000	360	PAYMENT TO STATE	89,150.00	197,450.00	197,450.00	25,000.00	714.00	15,000.00
99	E	800	389	219000	360	PAYMENT TO WTCS DISTRICT	0.00	1,807.72	1,807.72	15,000.00	265,706.00	15,000.00
99	E	---	3--	219000	---	*PURCHASED SERVICES	94,174.90	221,555.81	221,555.81	240,000.00	272,763.77	317,000.00
99	E	800	411	219000	360	GENERAL SUPPLIES	7,340.52	8,583.64	8,583.64	26,500.00	7,335.35	20,000.00
99	E	800	420	219000	360	APPAREL	0.00	96.00	96.00	0.00	200.09	0.00
99	E	800	435	219000	360	PROGRAMMED COMPUTER SOFTWARE	180.00	5,537.50	5,537.50	0.00	5,000.00	0.00
99	E	800	439	219000	360	OTHER MEDIA	1,395.65	1,352.16	1,352.16	0.00	334.48	0.00
99	E	800	440	219000	360	NON-CAPITAL EQUIPMENT	0.00	64,508.50	64,508.50	0.00	64,362.30	0.00
99	E	800	470	219000	360	TEXTBOOKS	16,554.80	6,725.89	6,725.89	0.00	5,218.75	0.00
99	E	---	4--	219000	---	*NON-CAPITAL OBJECTS	25,470.97	86,803.69	86,803.69	26,500.00	82,450.97	20,000.00
99	E	800	940	219000	360	DUES AND FEES	15.00	909.90	909.90	0.00	6,670.67	0.00
99	E	---	9--	219000	---	*OTHER EXPENDITURES	15.00	909.90	909.90	0.00	6,670.67	0.00
99	E	800	110	221000	360	CERTIFIED SALARIES	990.85	0.00	0.00	0.00	0.00	0.00
99	E	---	1--	221000	---	*SALARIES	990.85	0.00	0.00	0.00	0.00	0.00
99	E	800	212	221000	360	RETIREMENT - EMPLOYER SHARE	65.40	0.00	0.00	0.00	0.00	0.00
99	E	800	220	221000	360	SOCIAL SECURITY	61.43	0.00	0.00	0.00	0.00	0.00
99	E	800	229	221000	360	MEDICARE	14.37	0.00	0.00	0.00	0.00	0.00
99	E	800	251	221000	360	INCOME PROTECTION INSURANCE	3.63	0.00	0.00	0.00	0.00	0.00
99	E	---	2--	221000	---	*EMPLOYEE BENEFITS	144.83	0.00	0.00	0.00	0.00	0.00
99	E	800	411	221000	360	GENERAL SUPPLIES	105.00	0.00	0.00	0.00	0.00	0.00

Fd	T	Loc	Obj	Func	Prj	Obj	2016-17	2017-18	2017-18	2018-19	2018-19	2019-20
							ACTUAL	ACTUAL	EXPENDED	BUDGET	EXPENDED	BUDGET
99	E	800	439	221000	360	OTHER MEDIA	0.00	0.00	0.00	0.00	1.12-	0.00
99	E	---	4--	221000	---	*NON-CAPITAL OBJECTS	105.00	0.00	0.00	0.00	1.12-	0.00
99	E	800	110	221200	360	CERTIFIED SALARIES	538,801.35	993,085.55	993,085.55	2,728,583.00	1,434,331.11	3,317,947.00
99	E	800	120	221200	360	CLERICAL SALARIES	13,745.77	43,263.84	43,263.84	0.00	132,873.97	0.00
99	E	800	130	221200	360	ASSISTANT SALARIES	55,610.16	60,905.83	60,905.83	0.00	22,666.87	0.00
99	E	800	160	221200	360	SUBSTITUTE SALARIES	200.00	0.00	0.00	0.00	0.00	0.00
99	E	---	1--	221200	---	*SALARIES	608,357.28	1,097,255.22	1,097,255.22	2,728,583.00	1,589,871.95	3,317,947.00
99	E	800	210	221200	360	RETIREMENT	2,600.00	4,000.00	4,000.00	0.00	0.00	0.00
99	E	800	212	221200	360	RETIREMENT - EMPLOYER SHARE	40,595.84	74,442.82	74,442.82	0.00	105,660.27	0.00
99	E	800	218	221200	360	POST RETIREMENT	0.00	7,101.85	7,101.85	0.00	0.00	52,704.00
99	E	800	220	221200	360	SOCIAL SECURITY	36,189.93	65,843.31	65,843.31	0.00	96,499.66	0.00
99	E	800	229	221200	360	MEDICARE	8,464.12	15,399.38	15,399.38	0.00	22,568.46	0.00
99	E	800	243	221200	360	DENTAL INSURANCE	9,999.26	20,631.50	20,631.50	0.00	28,804.30	0.00
99	E	800	244	221200	360	HEALTH INSURANCE	110,779.40	246,162.60	246,162.60	0.00	345,725.82	3,000.00
99	E	800	249	221200	360	HSA BENEFIT	31,142.34	57,405.52	57,405.52	0.00	81,759.17	0.00
99	E	800	251	221200	360	INCOME PROTECTION INSURANCE	1,969.96	3,633.14	3,633.14	0.00	5,213.95	0.00
99	E	800	290	221200	360	OTHER EMPLOYEE BENEFITS	0.00	16,800.00	16,800.00	0.00	28,987.50	42,500.00
99	E	800	291	221200	360	COLLEGE CREDIT REIMBURSEMENT	0.00	837.59	837.59	0.00	900.00	0.00
99	E	---	2--	221200	---	*EMPLOYEE BENEFITS	241,740.85	512,257.71	512,257.71	0.00	716,119.13	98,204.00
99	E	800	310	221200	360	PERSONAL SERVICES	81,790.57	42,748.31	42,748.31	264,945.00	23,655.76	215,500.00
99	E	800	320	221200	360	PROPERTY SERVICE	6,150.82	20,912.06	20,912.06	4,000.00	7,197.90	10,000.00
99	E	800	324	221200	360	NON-TECH REPAIRS & MAINTENAN	0.00	0.00	0.00	0.00	1,462.38	0.00
99	E	800	342	221200	360	EMPLOYEE TRAVEL	18,417.26	35,594.38	35,594.38	27,500.00	46,374.61	73,296.00
99	E	800	348	221200	360	FUEL	333.89	1,459.66	1,459.66	4,000.00	1,719.54	6,000.00
99	E	800	351	221200	360	ADVERTISING	81,313.75	106,883.74	106,883.74	140,000.00	150,504.75	165,000.00
99	E	800	353	221200	360	POSTAGE	26,007.90	38,416.39	38,416.39	30,000.00	37,807.06	10,000.00
99	E	800	355	221200	360	TELEPHONE	1,007.59	3,189.36	3,189.36	2,750.00	3,884.21	3,000.00
99	E	800	358	221200	360	ON-LINE COMMUNICATIONS	99,498.39	145,954.69	145,954.69	121,400.00	189,661.86	223,000.00
99	E	800	360	221200	360	TECHNOLOGY & SOFTWARE SERVIC	0.00	0.00	0.00	0.00	257.99	0.00
99	E	800	386	221200	360	PAYMENT TO CESA	0.00	0.00	0.00	0.00	150.00	0.00
99	E	800	389	221200	360	PAYMENT TO WTCS DISTRICT	0.00	1,595.00	1,595.00	0.00	0.00	0.00
99	E	---	3--	221200	---	*PURCHASED SERVICES	314,520.17	396,753.59	396,753.59	594,595.00	462,676.06	705,796.00
99	E	800	411	221200	360	GENERAL SUPPLIES	19,902.36	31,798.62	31,798.62	30,500.00	34,925.58	46,500.00
99	E	800	417	221200	360	PAPER	264.48	260.77	260.77	0.00	306.96	0.00
99	E	800	420	221200	360	APPAREL	344.70	396.59	396.59	0.00	10,724.75	0.00
99	E	800	435	221200	360	PROGRAMMED COMPUTER SOFTWARE	750.00	0.00	0.00	0.00	199.00	0.00

Fd	T	Loc	Obj	Func	Prj	Obj	2016-17	2017-18	2017-18	2018-19	2018-19	2019-20
							ACTUAL	ACTUAL	EXPENDED	BUDGET	EXPENDED	BUDGET
99	E	800	439	221200	360	OTHER MEDIA	0.00	321.92	321.92	0.00	0.00	0.00
99	E	800	440	221200	360	NON-CAPITAL EQUIPMENT	24,463.87	15,640.48	15,640.48	0.00	112,229.82	0.00
99	E	800	460	221200	360	EQUIPMENT COMPONENTS	530.00	108.07	108.07	0.00	772.50	0.00
99	E	800	470	221200	360	TEXTBOOKS	53.00	103.98	103.98	0.00	152.29-	0.00
99	E	800	480	221200	360	NON-CAPITAL TECHNOLOGY	525.00	26,180.47	26,180.47	0.00	10,873.84	0.00
99	E	800	490	221200	360	OTHER NON-CAPITAL OBJECTS	0.00	148.45	148.45	0.00	26.29	0.00
99	E	---	4--	221200	---	*NON-CAPITAL OBJECTS	46,833.41	74,959.35	74,959.35	30,500.00	169,906.45	46,500.00
99	E	800	517	221200	360	SITE - RENTAL	480.00	0.00	0.00	0.00	0.00	0.00
99	E	800	537	221200	360	BUILDING RENTAL	0.00	0.00	0.00	0.00	3,747.63	0.00
99	E	800	551	221200	360	EQUIP ADDITION - NON-F/A	32,423.30	23,895.03	23,895.03	125,000.00	67,954.98	135,000.00
99	E	800	552	221200	360	VEHICLE PURCHASE/ADDITION	0.00	0.00	0.00	35,000.00	0.00	0.00
99	E	800	553	221200	360	EQUIP - F/A ADDITION	22,693.00	60,667.00	60,667.00	0.00	0.00	0.00
99	E	800	571	221200	360	EQUIPMENT RENTAL	98.21	0.00	0.00	0.00	0.00	0.00
99	E	---	5--	221200	---	*CAPITAL OBJECTS	55,694.51	84,562.03	84,562.03	160,000.00	71,702.61	135,000.00
99	E	800	940	221200	360	DUES AND FEES	11,982.57	84,846.44	84,846.44	35,000.00	77,366.20	40,000.00
99	E	---	9--	221200	---	*OTHER EXPENDITURES	11,982.57	84,846.44	84,846.44	35,000.00	77,366.20	40,000.00
99	E	800	291	221300	360	COLLEGE CREDIT REIMBURSEMENT	750.00	3,322.78	3,322.78	0.00	375.00	0.00
99	E	---	2--	221300	---	*EMPLOYEE BENEFITS	750.00	3,322.78	3,322.78	0.00	375.00	0.00
99	E	800	310	221300	360	PERSONAL SERVICES	3,075.00	1,050.00-	1,050.00-	0.00	500.00	35,000.00
99	E	800	389	221300	360	PAYMENT TO WTCS DISTRICT	0.00	0.00	0.00	0.00	3,875.00	0.00
99	E	---	3--	221300	---	*PURCHASED SERVICES	3,075.00	1,050.00-	1,050.00-	0.00	4,375.00	35,000.00
99	E	800	537	240000	360	BUILDING RENTAL	8,120.00	14,411.80	14,411.80	20,000.00	17,140.10	75,000.00
99	E	---	5--	240000	---	*CAPITAL OBJECTS	8,120.00	14,411.80	14,411.80	20,000.00	17,140.10	75,000.00
99	E	800	328	255000	360	BUILDING RENTAL	0.00	0.00	0.00	0.00	3,150.00	0.00
99	E	---	3--	255000	---	*PURCHASED SERVICES	0.00	0.00	0.00	0.00	3,150.00	0.00
99	E	800	353	260000	360	POSTAGE	0.00	0.00	0.00	0.00	750.00	0.00
99	E	---	3--	260000	---	*PURCHASED SERVICES	0.00	0.00	0.00	0.00	750.00	0.00
99	E	800	712	270000	360	DISTRICT PROPERTY INSURANCE	0.00	0.00	0.00	1,000.00	0.00	1,250.00
99	E	---	7--	270000	---	*INSURANCE AND JUDGEMENTS	0.00	0.00	0.00	1,000.00	0.00	1,250.00
99	E	800	682	280000	360	INTEREST - TEMPORARY NOTES	0.00	0.00	0.00	5,000.00	8,174.67	10,000.00
99	E	---	6--	280000	---	*DEBT REITREMENT	0.00	0.00	0.00	5,000.00	8,174.67	10,000.00

Fd	T	Loc	Obj	Func	Prj	Obj	2016-17 ACTUAL	2017-18 ACTUAL	2017-18 EXPENDED	2018-19 BUDGET	2018-19 EXPENDED	2019-20 BUDGET
99	E	800	899	410000	360	OTHER PACKAGE/COOPERATIVE PR	0.00	0.00	0.00	616,891.00	3,750.00	659,986.00
99	E	---	8--	410000	---	*OPERATING TRANSFER - OUT	0.00	0.00	0.00	616,891.00	3,750.00	659,986.00
99	E	800	382	431000	360	INTERDISTRICT PAYMENT IN - W	1,500.00	0.00	0.00	0.00	0.00	0.00
99	E	---	3--	431000	---	*PURCHASED SERVICES	1,500.00	0.00	0.00	0.00	0.00	0.00
Grand Expense Totals							1,842,732.46	3,117,451.27	3,117,451.27	4,945,569.00	4,265,250.25	6,300,283.00

Number of Accounts: 105

***** End of report *****

										2019-20		
Fd	T	Loc	Obj	Func	Prj	Fd	T	Loc	Obj	Func	Prj	RVA
99	E	800	320	221200	360	(continued)						
99	E	800	320	221200	360	(continued)						
												<u>Amount</u>
												10,000.00
99	E	800	342	221200	360	CURRICULUM DEVELOPMENT/EMPLOYEE TRAVEL/R					73,296.00	
												<u>Amount</u>
												73,296.00
99	E	800	348	221200	360	CURRICULUM DEVELOPMENT/FUEL/Rurual Virtu					6,000.00	
												<u>Amount</u>
												6,000.00
99	E	800	351	221200	360	CURRICULUM DEVELOPMENT/ADVERTISING/Rurua					165,000.00	
												<u>Amount</u>
												165,000.00
99	E	800	353	221200	360	CURRICULUM DEVELOPMENT/POSTAGE/Rurual Vi					10,000.00	
												<u>Amount</u>
												10,000.00
99	E	800	355	221200	360	CURRICULUM DEVELOPMENT/TELEPHONE/Rurual					3,000.00	
												<u>Amount</u>
												3,000.00
99	E	800	358	221200	360	CURRICULUM DEVELOPMENT/ON-LINE COMMUNICA					223,000.00	
												<u>Amount</u>
												223,000.00
99	E	---	3--	221200	---						705,796.00	
99	E	800	411	221200	360	CURRICULUM DEVELOPMENT/GENERAL SUPPLIES/					46,500.00	
												<u>Amount</u>
												46,500.00
99	E	---	4--	221200	---						46,500.00	
99	E	800	551	221200	360	CURRICULUM DEVELOPMENT/EQUIP ADDITION -					135,000.00	
												<u>Amount</u>
												135,000.00
99	E	---	5--	221200	---						135,000.00	
99	E	800	940	221200	360	CURRICULUM DEVELOPMENT/DUES AND FEES/Rur					40,000.00	
												<u>Amount</u>
												40,000.00
99	E	---	9--	221200	---						40,000.00	
99	E	800	310	221300	360	INSTRUCTIONAL STAFF TRAINING/PERSONAL SE					35,000.00	
												<u>Amount</u>
												35,000.00
99	E	---	3--	221300	---						35,000.00	
99	E	800	537	240000	360	BUILDING ADMINISTRATION/BUILDING RENTAL/					75,000.00	
												<u>Amount</u>
												75,000.00
99	E	---	5--	240000	---						75,000.00	
99	E	800	712	270000	360	INSURANCE AND JUDGMENTS/DISTRICT PROPERT					1,250.00	
												<u>Amount</u>
												1,250.00
99	E	---	7--	270000	---						1,250.00	

Treasurer's Report – (Cash Balance Report) Balance Sheet As of May 31, 2019

The Balance Sheet is a report listing the assets and liabilities of the District. This report includes, but is not limited to: cash, accounts receivable, accounts payable, other liabilities, and the fund balance accounts.

The Medford Area Public School District has checking and savings accounts that are used for the current and general operations of the district. The accounts are:

Function 711100-711109 includes the General checking account from Nicolet National Bank and the Payroll account from Abby Bank.

Function 711210-711219 Petty Cash Accounts

Function 712000 Post Retirement Account

Function 712200 Local Government Investment Pool

The cash balance from the prior month is shown under the title of beginning balance. The districts expenditures should remain at the same level through May. The cash balance has steadily declined since receiving the last state aid payment in March. At the end of May, \$3,925,000 was transferred from the short term borrowing account at Abby Bank. To help cover the June payroll, during the first week in June, another \$1,400,000 was used from the short-term borrowing. These amounts will be paid back to Abby Bank on June 17th, when we receive our June state aid payment.

Medford Area Public School District
 Budget Actual Fund 10-General

Thru
 May

	Budget	Actual	Difference	Through April	May	
Salaries, Wages and benefits	15,348,738	11,956,306	3,392,432	10,641,339	1,314,967	
Instructional Budget						
MAES/SES	204,803	175,668	29,135	166,866	8,802	Dan/Don
MAMS	188,679	173,627	15,052	154,181	19,446	Al
MASH	335,040	342,406	(7,366)	302,032	40,374	Jill
Co-Curricular	168,400	185,776	(17,376)	171,918	13,858	Andy
Student Services	17,438	9,286	8,152	8,445	841	Joseph
Carl Perkins-fully funded	19,686	16,237	3,449	12,675	3,562	Laura
Title IA fully funded	27,750	21,201	6,549	21,163	38	Laura
Remediation Part Grant	25,365	27,018	(1,653)	27,018	-	Laura
Gifted and Talented	11,125	9,234	1,891	9,234	-	Laura
Interpreters	5,000	21,232	(16,232)	18,544	2,688	Joseph
Improvement of Instruction	43,400	25,738	17,662	21,557	4,181	Laura
Hwy 13 Consortium Grant	-	22,186	(22,186)	22,186	-	Laura
Project Lead the Way	5,200	3,934	1,266	3,877	57	Laura
Title IV New	-	12,524	(12,524)	12,524	-	Laura
Support Media Technology	315,473	341,685	(26,212)	319,115	22,570	Dennis
Instructional Media Technology	8,249	7,629	620	7,629	-	Dennis
Audio-Visual	11,023	8,994	2,029	8,994	-	Laura
Staff Development	7,165	6,735	430	6,189	546	Laura
Title II-A (Grant Fully Funded)	27,000	20,282	6,718	19,122	1,160	Laura
School Forest	250	316	(66)	316	-	Laura
Total Instructional	1,421,046	1,431,708	(10,662)	1,313,584	118,123	
Operations and Maintenance Budget						
Operations	559,980	550,076	9,904	504,612	45,464	Dave
Maintenance	602,375	512,066	90,309	507,813	4,253	Dave
Safety Grant	-	108,721	(108,721)	108,721	-	Dave
From Fund Balance Field/Demo	-	536,675	(536,675)	536,675	-	Dave
Total Oper and Main	1,162,355	1,707,538	(545,183)	1,657,821	49,717	
Total Transportation	1,154,854	1,025,716	129,138	753,204	272,512	Jeff
All Other Budgets						
Central Administration	70,650	63,543	7,107	61,044	2,499	Pat
Fiscal	58,000	58,171	(171)	57,543	628	Jeff
Central Services	200,600	172,277	28,323	163,119	9,158	Jeff
Insurance and Judgments	190,000	171,467	18,533	154,977	16,490	Jeff
Debt Services	7,500	8,175	(675)	8,175	-	Jeff
Other Support Services	3,920	3,920	-	3,641	279	Jeff
Non Program Transactions	375,000	1,404	373,596	613	791	Jeff
Transfer to Fund 80/99	2,997,460	-	2,997,460	-	-	Jeff
	3,903,130	478,957	3,424,173	449,112	29,845	
Transfer to Fund 27	3,179,835	-	3,179,835	-	-	
Total Expenditures	26,169,958	16,600,225	9,569,733	14,815,060	1,785,164	

Co-Curricular Salary and Benefits

Middle School

Football	3,113.89
Volleyball	8,492.78
Swim-Girls	3,038.23
Cross Country	3,112.90
Basketball-Girls	5,189.90
Basketball-Boys	5,221.19
Wrestling	2,827.72
Gymnastics	887.04
Softball	1,474.32
Track-Girls	1,547.28
Track-Boys	1,469.51
District Wide	-
Co-curricular-ACADEMIC	8,234.35
	<u>44,609.11</u>

Budget 247,300

Co-curricular budget

Football	2,525.16
Volleyball	4,458.22
Swim-Girls	979.09
Cross Country	764.65
Basketball-Girls	2,510.44
Basketball-Boys	2,945.58
Swim-Boys	-
Wrestling	1,379.30
Gymnastics	240.00
Softball	760.00
Track-Girls	1,896.19
Track-Boys	2,005.09
District Wide Co-Curricular	-
Co-Curricular-ACADEMIC	1,327.89
	<u>20,463.72</u>

Budget 187,239

Co-Curricular Salary and Benefits

High School

Football	17,129.10
Volleyball	10,408.30
Soccer-Boys	5,613.44
Tennis-Girls	3,781.36
Swim-Girls	3,950.71
Cross Country	5,885.26
Basketball-Girls	9,944.20
Basketball-Boys	8,796.48
Swim-Boys	4,486.02
Wrestling	7,108.31
Hockey-Girls	5,970.27
Hockey-Boys	5,759.87
Gymnastics	3,821.58
Baseball	9,215.04
Softball	6,935.72
Soccer-Girls	6,194.32
Track-Girls	7,364.91
Track-Boys	7,364.74
Tennis-Boys	1,990.82
Golf	3,996.45
Curling	-
District Wide	1,139.42
Co-curricular-ACADEMIC	19,582.83
	<u>156,439.15</u>

Remaining 46,251.74

Co-curricular budget

Football	20,146.61
Volleyball	10,090.51
Soccer-Boys	4,551.19
Tennis-Girls	2,610.68
Swim-Girls	2,684.31
Cross Country	3,326.39
Basketball-Girls	8,345.14
Basketball-Boys	9,206.72
Swim-Boys	2,935.94
Wrestling	5,412.90
Hockey-Girls	13,879.38
Hockey-Boys	15,178.76
Gymnastics	10,703.44
Baseball	11,747.96
Softball	5,079.44
Soccer-Girls	4,681.19
Track-Girls	18,876.70
Track-Boys	19,240.29
Tennis-Boys	2,684.84
Golf	2,426.21
Curling	5,166.38
District Wide Co-Curricular	5,473.11
Co-Curricular-ACADEMIC	1,327.89
	<u>185,775.98</u>

Remaining (19,000.70)

Total

-
20,242.99
18,901.08
5,613.44
3,781.36
6,988.94
8,998.16
15,134.10
14,017.67
4,486.02
9,936.03
5,970.27
5,759.87
4,708.62
9,215.04
8,410.04
6,194.32
8,912.19
8,834.25
1,990.82
3,996.45
-
1,139.42
27,817.18
<u>201,048.26</u>

Transportation

Football	1,840.91
Volleyball	3,615.86
Swim-Girls	1,959.42
Cross Country	1,778.11
Basketball-Girls	1,296.40
Basketball-Boys	3,420.98
Wrestling	3,263.31
Gymnastics	-
Softball	1,672.57
Track-Girls	1,001.25
Track-Boys	1,049.82
Other	-
	<u>20,898.63</u>

Budget 123,840

Total 85,971.46

Budget 558,379

By Sport:

Football	7,479.96
Volleyball	16,566.86
	-
	-
Swim-Girls	5,976.74
Cross Country	5,655.66
Basketball-Girls	8,996.74
Basketball-Boys	11,587.75
	-
Wrestling	7,470.33
	-
	-
Gymnastics	1,127.04
	-
Softball	3,906.89
	-
Track-Girls	4,444.72
Track-Boys	4,524.42
	-
	-
District Wide	-
Not defined	-
	<u>77,737.11</u>
Co-curricular academic	8,234.35
Total	<u>85,971.46</u>

Transportation

Football	7,361.21	9,202.12
Volleyball	7,529.66	11,145.52
Soccer-Boys	5,598.39	5,598.39
Tennis-Girls	2,404.49	2,404.49
Swim-Girls	3,789.90	5,749.32
Cross Country	5,003.79	6,781.90
Basketball-Girls	3,657.41	4,953.81
Basketball-Boys	6,139.40	9,560.38
Swim-Boys	2,868.78	2,868.78
Wrestling	8,110.81	11,374.12
Hockey-Girls	6,135.48	6,135.48
Hockey-Boys	6,497.67	6,497.67
Gymnastics	2,639.12	2,639.12
Baseball	7,545.03	7,545.03
Softball	6,935.46	8,608.03
Soccer-Girls	4,576.84	4,576.84
Track-Girls	4,599.87	5,601.12
Track-Boys	4,633.52	5,683.34
Tennis-Boys	2,355.21	2,355.21
Golf	1,048.34	1,048.34
Curling	1,403.14	1,403.14
	<u>100,833.52</u>	<u>121,732.15</u>

Remaining 2,107.85

Remaining 443,048.65 529,020.11

Remaining 29,358.89

District Wide	-	-
Football	44,636.92	52,116.88
Volleyball	28,028.47	44,595.33
Soccer-Boys	15,763.02	15,763.02
Tennis-Girls	8,796.53	8,796.53
Swim-Girls	10,424.92	16,401.66
Cross Country	14,215.44	19,871.10
Basketball-Girls	21,946.75	30,943.49
Basketball-Boys	24,142.60	35,730.35
Swim-Boys	10,290.74	10,290.74
Wrestling	20,632.02	28,102.35
Hockey-Girls	25,985.13	25,985.13
Hockey-Boys	27,436.30	27,436.30
Gymnastics	17,164.14	18,291.18
Baseball	28,508.03	28,508.03
Softball	18,950.62	22,857.51
Soccer-Girls	15,452.35	15,452.35
Track-Girls	30,841.48	35,286.20
Track-Boys	31,238.55	35,762.97
Tennis-Boys	7,030.87	7,030.87
Golf	7,471.00	7,471.00
Curling	7,708.94	7,708.94
Not defined	5,473.11	5,473.11
	<u>422,137.93</u>	<u>499,875.04</u>
Co-curricular academic	20,910.72	29,145.07
Total	<u>443,048.65</u>	<u>529,020.11</u>

							Beginning	May 2018-19	May 2018-19	2018-19	2018-19	Ending
Fd T Loc Obj Func Prj	Fd T Loc Obj Func Prj	Balance	Debits	Credits	FY Debits	FY Credits	Balance					
10 A 000 000 711100 000	CASH ON DEPOSIT//GENERAL FUND	-1,092,507.27	5,684,790.56	4,862,695.02	51,466,727.03	45,565,923.24	6,987,197.43					
21 A 000 000 711100 000	CASH ON DEPOSIT//GIFT FUND	118,835.22	14,233.18	12,375.68	914,943.68	1,112,655.20	-65,718.67					
27 A 000 000 711100 000	CASH ON DEPOSIT//SPECIAL EDUCA	0.00	195,265.96	648,418.65	2,483,010.48	7,169,614.56	-4,170,356.82					
38 A 000 000 711100 000	CASH ON DEPOSIT//Non-Referendu	0.03	0.00	0.00	178,105.00	0.00	178,105.03					
39 A 000 000 711100 000	CASH ON DEPOSIT//REFERENDUM AP	33,536.30	0.00	0.00	462,400.00	0.00	495,936.30					
50 A 000 000 711100 000	CASH ON DEPOSIT//FOOD SERVICE	272,408.94	13,435.75	187,703.06	136,636.96	1,028,746.88	-611,499.79					
72 A 000 000 711100 000	CASH ON DEPOSIT//PRIVATE PURPO	78,803.51	1,500.00	0.00	57,549.08	49,525.10	86,827.49					
80 A 000 000 711100 000	CASH ON DEPOSIT//COMMUNITY SER	96,461.53	4,839.78	35,715.48	273,414.43	239,883.59	161,409.54					
99 A 000 000 711100 000	CASH ON DEPOSIT//OTHER PKG/COO	-170,763.39	159,752.43	507,887.97	1,610,516.53	5,687,710.09	-4,084,012.82					
21 A 000 000 711106 000	CASH ON DEPOSIT - MAES//GIFT F	65,196.90	0.00	0.00	0.00	0.00	65,196.90					
21 A 000 000 711107 000	CASH ON DEPOSIT - SES//GIFT FU	2,841.60	0.00	0.00	0.00	0.00	2,841.60					
21 A 000 000 711108 000	CASH ON DEPOSIT - MAMS//GIFT F	4,836.24	0.00	0.00	0.00	0.00	4,836.24					
21 A 000 000 711109 000	CASH ON DEPOSIT - MASH//GIFT F	400.00	0.00	0.00	0.00	0.00	400.00					
-- A --- --- 71110- ---		-589,950.39	6,073,817.66	6,254,795.86	57,583,303.19	60,854,058.66	-948,837.57					
10 A 000 000 711150 000	CASH ON HAND - FOOD SERVICE//G	26,748.87	290.25	72,166.18	3,667.00	577,427.83	-547,011.96					
50 A 000 000 711150 000	CASH ON HAND - FOOD SERVICE//F	0.00	51,356.18	0.00	524,144.79	0.00	524,144.79					
80 A 000 000 711150 000	CASH ON HAND - FOOD SERVICE//C	0.00	3,682.25	0.00	25,368.25	0.00	25,368.25					
-- A --- --- 71115- ---		26,748.87	55,328.68	72,166.18	553,180.04	577,427.83	2,501.08					
-- A --- --- 7111-- ---		-563,201.52	6,129,146.34	6,326,962.04	58,136,483.23	61,431,486.49	-946,336.49					
10 A 000 000 711210 000	PETTY CASH//GENERAL FUND	165.00	0.00	0.00	800.00	0.00	965.00					
-- A --- --- 71121- ---		165.00	0.00	0.00	800.00	0.00	965.00					
-- A --- --- 7112-- ---		165.00	0.00	0.00	800.00	0.00	965.00					
73 A 000 000 712000 000	INVESTMENTS//FIDUCIARY FUND	3,267,886.29	0.00	0.00	80,467.00	65,467.00	3,282,886.29					
-- A --- --- 71200- ---		3,267,886.29	0.00	0.00	80,467.00	65,467.00	3,282,886.29					
-- A --- --- 7120-- ---		3,267,886.29	0.00	0.00	80,467.00	65,467.00	3,282,886.29					
10 A 000 000 712200 000	STATE INVESTMENT POOL//GENERAL	1,022.97	2.17	0.00	21.68	0.00	1,044.65					
-- A --- --- 71220- ---		1,022.97	2.17	0.00	21.68	0.00	1,044.65					
-- A --- --- 7122-- ---		1,022.97	2.17	0.00	21.68	0.00	1,044.65					
10 A 000 000 712400 000	REPURCHASE AGREEMENT//GENERAL	4,135,292.11	168,198.33	2,538,882.76	24,825,084.15	31,580,392.10	-2,620,015.84					
27 A 000 000 712400 000	REPURCHASE AGREEMENT//SPECIAL	0.00	0.00	0.00	1,325,260.58	0.00	1,325,260.58					
38 A 000 000 712400 000	REPURCHASE AGREEMENT//Non-Refere	0.00	0.00	0.00	0.00	178,105.00	-178,105.00					

							Beginning	May 2018-19	May 2018-19	2018-19	2018-19	Ending
Fd	T	Loc	Obj	Func	Prj	Fd T Loc Obj Func Prj	Balance	Debits	Credits	FY Debits	FY Credits	Balance
39	A	000	000	712400	000	REPURCHASE AGREEMENT//REFEREND	0.00	0.00	0.00	0.00	466,400.00	-466,400.00
50	A	000	000	712400	000	REPURCHASE AGREEMENT//FOOD SER	0.00	19,307.33	0.00	394,912.91	15,226.50	379,686.41
--	A	---	---	71240-	---		4,135,292.11	187,505.66	2,538,882.76	26,545,257.64	32,240,123.60	-1,559,573.85
--	A	---	---	7124--	---		4,135,292.11	187,505.66	2,538,882.76	26,545,257.64	32,240,123.60	-1,559,573.85
10	A	000	000	713102	000	TOWNSHIP OF BERN//GENERAL FUND	12,340.18	0.00	0.00	33,827.00	33,475.63	12,691.55
38	A	000	000	713102	000	TOWNSHIP OF BERN//Non-Referend	0.00	0.00	0.00	945.00	945.00	0.00
39	A	000	000	713102	000	TOWNSHIP OF BERN//REFERENDUM A	0.00	0.00	0.00	2,453.00	2,453.00	0.00
80	A	000	000	713102	000	TOWNSHIP OF BERN//COMMUNITY SE	0.00	0.00	0.00	1,243.00	1,243.00	0.00
10	A	000	000	713104	000	TOWNSHIP OF BROWNING//GENERAL	161,913.95	0.00	0.00	435,405.00	429,651.51	167,667.44
38	A	000	000	713104	000	TOWNSHIP OF BROWNING//Non-Refere	0.00	0.00	0.00	12,161.00	12,161.00	0.00
39	A	000	000	713104	000	TOWNSHIP OF BROWNING//REFEREND	0.00	0.00	0.00	31,571.00	31,571.00	0.00
80	A	000	000	713104	000	TOWNSHIP OF BROWNING//COMMUNIT	0.00	0.00	0.00	16,000.00	16,000.00	0.00
10	A	000	000	713106	000	TOWNSHIP OF CHELSEA//GENERAL F	175,273.31	0.00	0.00	469,349.00	468,351.82	176,270.49
38	A	000	000	713106	000	TOWNSHIP OF CHELSEA//Non-Refer	0.00	0.00	0.00	13,109.00	13,109.00	0.00
39	A	000	000	713106	000	TOWNSHIP OF CHELSEA//REFERENDU	0.00	0.00	0.00	34,033.00	34,033.00	0.00
80	A	000	000	713106	000	TOWNSHIP OF CHELSEA//COMMUNITY	0.00	0.00	0.00	17,247.00	17,247.00	0.00
--	A	---	---	71310-	---		349,527.44	0.00	0.00	1,067,343.00	1,060,240.96	356,629.48
10	A	000	000	713110	000	TOWNSHIP OF DEER CREEK//GENERA	132,646.19	0.00	0.00	323,658.00	328,469.38	127,834.81
38	A	000	000	713110	000	TOWNSHIP OF DEER CREEK//Non-Re	0.00	0.00	0.00	9,040.00	9,040.00	0.00
39	A	000	000	713110	000	TOWNSHIP OF DEER CREEK//REFERE	0.00	0.00	0.00	23,469.00	23,469.00	0.00
80	A	000	000	713110	000	TOWNSHIP OF DEER CREEK//COMMUN	0.00	0.00	0.00	11,893.00	11,893.00	0.00
10	A	000	000	713114	000	TOWNSHIP OF GOODRICH//GENERAL	110,005.98	0.00	0.00	268,018.00	269,806.71	108,217.27
38	A	000	000	713114	000	TOWNSHIP OF GOODRICH//Non-Refere	0.00	0.00	0.00	7,486.00	7,486.00	0.00
39	A	000	000	713114	000	TOWNSHIP OF GOODRICH//REFEREND	0.00	0.00	0.00	19,434.00	19,434.00	0.00
80	A	000	000	713114	000	TOWNSHIP OF GOODRICH//COMMUNIT	0.00	0.00	0.00	9,849.00	9,849.00	0.00
10	A	000	000	713118	000	TOWNSHIP OF GROVER//GENERAL FU	16,438.43	0.00	0.00	41,968.00	41,291.53	17,114.90
38	A	000	000	713118	000	TOWNSHIP OF GROVER//Non-Refere	0.00	0.00	0.00	1,172.00	1,172.00	0.00
39	A	000	000	713118	000	TOWNSHIP OF GROVER//REFERENDUM	0.00	0.00	0.00	3,043.00	3,043.00	0.00
80	A	000	000	713118	000	TOWNSHIP OF GROVER//COMMUNITY	0.00	0.00	0.00	1,542.00	1,542.00	0.00
--	A	---	---	71311-	---		259,090.60	0.00	0.00	720,572.00	726,495.62	253,166.98
10	A	000	000	713120	000	TOWNSHIP OF HAMMEL//GENERAL FU	175,945.83	0.00	0.00	514,523.00	503,897.68	186,571.15
38	A	000	000	713120	000	TOWNSHIP OF HAMMEL//Non-Refere	0.00	0.00	0.00	14,369.00	14,369.00	0.00
39	A	000	000	713120	000	TOWNSHIP OF HAMMEL//REFERENDUM	0.00	0.00	0.00	37,308.00	37,308.00	0.00
80	A	000	000	713120	000	TOWNSHIP OF HAMMEL//COMMUNITY	0.00	0.00	0.00	18,907.00	18,907.00	0.00
10	A	000	000	713122	000	TOWNSHIP OF HOLWAY//GENERAL FU	127,906.47	0.00	0.00	318,197.00	324,614.92	121,488.55
38	A	000	000	713122	000	TOWNSHIP OF HOLWAY//Non-Refere	0.00	0.00	0.00	8,887.00	8,887.00	0.00

							Beginning	May 2018-19	May 2018-19	2018-19	2018-19	Ending
Fd	T	Loc	Obj	Func	Prj	Fd T Loc Obj Func Prj	Balance	Debits	Credits	FY Debits	FY Credits	Balance
39	A	000	000	713122	000	TOWNSHIP OF HOLWAY//REFERENDUM	0.00	0.00	0.00	23,073.00	23,073.00	0.00
80	A	000	000	713122	000	TOWNSHIP OF HOLWAY//COMMUNITY	0.00	0.00	0.00	11,693.00	11,693.00	0.00
10	A	000	000	713126	000	TOWNSHIP OF LITTLE BLACK//GENE	194,272.52	0.00	0.00	479,489.00	496,150.41	177,611.11
38	A	000	000	713126	000	TOWNSHIP OF LITTLE BLACK//Non-	0.00	0.00	0.00	13,392.00	13,392.00	0.00
39	A	000	000	713126	000	TOWNSHIP OF LITTLE BLACK//REFE	0.00	0.00	0.00	34,768.00	34,768.00	0.00
80	A	000	000	713126	000	TOWNSHIP OF LITTLE BLACK//COMM	0.00	0.00	0.00	17,620.00	17,620.00	0.00
10	A	000	000	713128	000	TOWNSHIP OF MAPLEHURST//GENERA	6,317.83	0.00	0.00	15,111.00	15,444.48	5,984.35
38	A	000	000	713128	000	TOWNSHIP OF MAPLEHURST//Non-Re	0.00	0.00	0.00	422.00	422.00	0.00
39	A	000	000	713128	000	TOWNSHIP OF MAPLEHURST//REFERE	0.00	0.00	0.00	1,096.00	1,096.00	0.00
80	A	000	000	713128	000	TOWNSHIP OF MAPLEHURST//COMMUN	0.00	0.00	0.00	555.00	555.00	0.00
--	A	---	---	71312-	---		504,442.65	0.00	0.00	1,509,410.00	1,522,197.49	491,655.16
10	A	000	000	713132	000	TOWNSHIP OF MEDFORD//GENERAL F	480,934.30	0.00	0.00	1,204,115.00	1,209,902.81	475,146.49
38	A	000	000	713132	000	TOWNSHIP OF MEDFORD//Non-Refer	0.00	0.00	0.00	33,630.00	33,630.00	0.00
39	A	000	000	713132	000	TOWNSHIP OF MEDFORD//REFERENDU	0.00	0.00	0.00	87,311.00	87,311.00	0.00
80	A	000	000	713132	000	TOWNSHIP OF MEDFORD//COMMUNITY	0.00	0.00	0.00	44,248.00	44,248.00	0.00
10	A	000	000	713134	000	TOWNSHIP OF MOLITOR//GENERAL F	114,228.20	0.00	0.00	299,694.00	298,743.86	115,178.34
38	A	000	000	713134	000	TOWNSHIP OF MOLITOR//Non-Refer	0.00	0.00	0.00	8,370.00	8,370.00	0.00
39	A	000	000	713134	000	TOWNSHIP OF MOLITOR//REFERENDU	0.00	0.00	0.00	21,731.00	21,731.00	0.00
80	A	000	000	713134	000	TOWNSHIP OF MOLITOR//COMMUNITY	0.00	0.00	0.00	11,013.00	11,013.00	0.00
--	A	---	---	71313-	---		595,162.50	0.00	0.00	1,710,112.00	1,714,949.67	590,324.83
10	A	000	000	713151	000	CITY OF MEDFORD//GENERAL FUND	667,478.42	0.00	0.00	1,800,043.00	1,816,009.25	651,512.17
38	A	000	000	713151	000	CITY OF MEDFORD//Non-Referendu	0.00	0.00	0.00	50,274.00	50,274.00	0.00
39	A	000	000	713151	000	CITY OF MEDFORD//REFERENDUM AP	0.00	0.00	0.00	130,522.00	130,522.00	0.00
80	A	000	000	713151	000	CITY OF MEDFORD//COMMUNITY SER	0.00	0.00	0.00	66,146.00	66,146.00	0.00
--	A	---	---	71315-	---		667,478.42	0.00	0.00	2,046,985.00	2,062,951.25	651,512.17
10	A	000	000	713181	000	VILLAGE OF STETSONVILLE//GENER	58,864.26	0.00	0.00	173,600.00	176,650.65	55,813.61
38	A	000	000	713181	000	VILLAGE OF STETSONVILLE//Non-R	0.00	0.00	0.00	4,848.00	4,848.00	0.00
39	A	000	000	713181	000	VILLAGE OF STETSONVILLE//REFER	0.00	0.00	0.00	12,588.00	12,588.00	0.00
80	A	000	000	713181	000	VILLAGE OF STETSONVILLE//COMMU	0.00	0.00	0.00	6,379.00	6,379.00	0.00
--	A	---	---	71318-	---		58,864.26	0.00	0.00	197,415.00	200,465.65	55,813.61
--	A	---	---	7131--	---		2,434,565.87	0.00	0.00	7,251,837.00	7,287,300.64	2,399,102.23
10	A	000	000	713200	000	ACCOUNTS RECEIVABLE//GENERAL F	6,797.12	0.00	0.00	0.00	6,797.12	0.00
21	A	000	000	713200	000	ACCOUNTS RECEIVABLE//GIFT FUND	240,665.54	0.00	0.00	0.00	240,665.54	0.00
50	A	000	000	713200	000	ACCOUNTS RECEIVABLE//FOOD SERV	3.75	186.62	2,741.21	5,011.67	4,821.30	194.12
73	A	000	000	713200	000	ACCOUNTS RECEIVABLE//FIDUCIARY	80,467.00	0.00	0.00	0.00	80,467.00	0.00

							Beginning	May 2018-19	May 2018-19	2018-19	2018-19	Ending
Fd	T	Loc	Obj	Func	Prj		Balance	Debits	Credits	FY Debits	FY Credits	Balance
99	A	000	000	713200	000	ACCOUNTS RECEIVABLE//OTHER PKG	184,342.00	0.00	0.00	0.00	184,342.00	0.00
--	A	---	---	71320-	---		512,275.41	186.62	2,741.21	5,011.67	517,092.96	194.12
--	A	---	---	7132--	---		512,275.41	186.62	2,741.21	5,011.67	517,092.96	194.12
10	A	000	000	714220	000	DUE FROM SPECIAL PROJECTS FUND	286,542.30	0.00	0.00	0.00	0.00	286,542.30
--	A	---	---	71422-	---		286,542.30	0.00	0.00	0.00	0.00	286,542.30
10	A	000	000	714273	000	DUE FROM POST RETIREMENT TRUST	46,929.47	0.00	0.00	0.00	46,929.47	0.00
27	A	000	000	714273	000	DUE FROM POST RETIREMENT TRUST	12,759.55	0.00	0.00	0.00	12,759.55	0.00
99	A	000	000	714273	000	DUE FROM POST RETIREMENT TRUST	5,777.98	0.00	0.00	0.00	5,777.98	0.00
--	A	---	---	71427-	---		65,467.00	0.00	0.00	0.00	65,467.00	0.00
--	A	---	---	7142--	---		352,009.30	0.00	0.00	0.00	65,467.00	286,542.30
10	A	000	000	715500	000	DUE FROM STATE GOVERNMENT//GEN	265,898.58	0.00	0.00	0.00	263,948.58	1,950.00
50	A	000	000	715500	000	DUE FROM STATE GOVERNMENT//FOO	0.00	0.00	0.00	17,388.16	0.00	17,388.16
--	A	---	---	71550-	---		265,898.58	0.00	0.00	17,388.16	263,948.58	19,338.16
--	A	---	---	7155--	---		265,898.58	0.00	0.00	17,388.16	263,948.58	19,338.16
10	A	000	000	715600	000	DUE FROM FEDERAL GOVERNMENT//G	225,275.70	0.00	0.00	0.00	225,275.70	0.00
27	A	000	000	715600	000	DUE FROM FEDERAL GOVERNMENT//S	307,467.05	0.00	0.00	0.00	276,172.68	31,294.37
50	A	000	000	715600	000	DUE FROM FEDERAL GOVERNMENT//F	29,371.43	0.00	0.00	400,813.26	375,605.58	54,579.11
--	A	---	---	71560-	---		562,114.18	0.00	0.00	400,813.26	877,053.96	85,873.48
--	A	---	---	7156--	---		562,114.18	0.00	0.00	400,813.26	877,053.96	85,873.48
10	A	000	000	717000	000	PREPAID EXPENSES//GENERAL FUND	24,515.75	4,766.00	0.00	1,163,898.82	1,125,000.00	53,381.75
--	A	---	---	71700-	---		24,515.75	4,766.00	0.00	1,163,898.82	1,125,000.00	53,381.75
--	A	---	---	7170--	---		24,515.75	4,766.00	0.00	1,163,898.82	1,125,000.00	53,381.75
50	A	000	000	816900	000	OTHER DEFERRED REVENUE//FOOD S	-17,226.42	100.00	49,943.23	471,206.36	537,490.12	-83,619.33
--	A	---	---	81690-	---		-17,226.42	100.00	49,943.23	471,206.36	537,490.12	-83,619.33
--	A	---	---	8169--	---		-17,226.42	100.00	49,943.23	471,206.36	537,490.12	-83,619.33
10	L	000	000	811100	000	TEMPORARY NOTES PAYABLE//GENER	0.00	0.00	0.00	7,275,000.00	8,025,000.00	-750,000.00
--	L	---	---	81110-	---		0.00	0.00	0.00	7,275,000.00	8,025,000.00	-750,000.00

							Beginning	May 2018-19	May 2018-19	2018-19	2018-19	Ending
Fd T Loc Obj Func Prj	Fd T Loc Obj Func Prj	Balance	Debits	Credits	FY Debits	FY Credits	Balance					
-- L --- --- 8111-- ---		0.00	0.00	0.00	7,275,000.00	8,025,000.00	-750,000.00					
10 L 000 000 811200 000	ACCOUNTS PAYABLE//GENERAL FUND	-83,658.02	3,859,738.25	3,859,738.25	28,061,607.39	27,983,196.88	-5,247.51					
21 L 000 000 811200 000	ACCOUNTS PAYABLE//GIFT FUND	-237,399.54	10,696.34	10,696.34	1,093,705.79	856,306.25	0.00					
27 L 000 000 811200 000	ACCOUNTS PAYABLE//SPECIAL EDUC	-9,189.33	347,587.98	347,587.98	3,811,192.45	3,802,003.12	0.00					
50 L 000 000 811200 000	ACCOUNTS PAYABLE//FOOD SERVICE	-21,452.84	326,934.42	173,987.66	1,515,297.20	1,493,844.36	0.00					
72 L 000 000 811200 000	ACCOUNTS PAYABLE//PRIVATE PURP	0.00	0.00	0.00	49,525.10	49,525.10	0.00					
80 L 000 000 811200 000	ACCOUNTS PAYABLE//COMMUNITY SE	-612.72	23,385.55	23,385.55	124,854.68	124,241.96	0.00					
99 L 000 000 811200 000	ACCOUNTS PAYABLE//OTHER PKG/CO	-3,790.83	343,515.77	343,515.77	3,770,807.53	3,768,007.32	-990.62					
-- L --- --- 81120- ---		-356,103.28	4,911,858.31	4,758,911.55	38,426,990.14	38,077,124.99	-6,238.13					
-- L --- --- 8112-- ---		-356,103.28	4,911,858.31	4,758,911.55	38,426,990.14	38,077,124.99	-6,238.13					
10 L 000 000 811611 000	FICA//GENERAL FUND	-41,165.49	134,026.44	134,026.44	1,780,710.53	1,739,545.04	0.00					
21 L 000 000 811611 000	FICA//GIFT FUND	0.00	0.00	0.00	87.18	87.18	0.00					
27 L 000 000 811611 000	FICA//SPECIAL EDUCATION FUND	0.00	41,813.64	41,813.64	497,118.00	497,118.00	0.00					
50 L 000 000 811611 000	FICA//FOOD SERVICE FUND	0.00	1,911.84	1,911.84	16,277.40	16,277.40	0.00					
80 L 000 000 811611 000	FICA//COMMUNITY SERVICE FUND	0.00	1,418.88	1,418.88	9,179.80	9,179.80	0.00					
99 L 000 000 811611 000	FICA//OTHER PKG/COOP PROGRAM F	0.00	22,964.38	22,964.38	267,898.50	267,898.50	0.00					
10 L 000 000 811612 000	FEDERAL INCOME TAX//GENERAL FU	-15,340.30	67,255.54	67,255.54	901,763.91	886,423.61	0.00					
21 L 000 000 811612 000	FEDERAL INCOME TAX//GIFT FUND	0.00	0.00	0.00	37.64	37.64	0.00					
27 L 000 000 811612 000	FEDERAL INCOME TAX//SPECIAL ED	0.00	18,707.34	18,707.34	231,070.77	231,070.77	0.00					
50 L 000 000 811612 000	FEDERAL INCOME TAX//FOOD SERVI	0.00	1,025.29	1,025.29	8,627.23	8,627.23	0.00					
80 L 000 000 811612 000	FEDERAL INCOME TAX//COMMUNITY	0.00	614.98	614.98	4,599.37	4,599.37	0.00					
99 L 000 000 811612 000	FEDERAL INCOME TAX//OTHER PKG/	0.00	10,376.47	10,376.47	121,234.07	121,234.07	0.00					
10 L 000 000 811613 000	STATE INCOME TAX//GENERAL FUND	-8,214.69	38,252.34	38,252.34	445,385.86	437,171.17	0.00					
21 L 000 000 811613 000	STATE INCOME TAX//GIFT FUND	0.00	0.00	0.00	24.38	24.38	0.00					
27 L 000 000 811613 000	STATE INCOME TAX//SPECIAL EDUC	0.00	10,649.47	10,649.47	116,968.30	116,968.30	0.00					
50 L 000 000 811613 000	STATE INCOME TAX//FOOD SERVICE	0.00	439.70	439.70	3,551.11	3,551.11	0.00					
80 L 000 000 811613 000	STATE INCOME TAX//COMMUNITY SE	0.00	254.72	254.72	1,593.27	1,593.27	0.00					
99 L 000 000 811613 000	STATE INCOME TAX//OTHER PKG/CO	0.00	6,787.57	6,787.57	78,404.66	78,404.66	0.00					
-- L --- --- 81161- ---		-64,720.48	356,498.60	356,498.60	4,484,531.98	4,419,811.50	0.00					
10 L 000 000 811621 000	WTRS//GENERAL FUND	-330,804.90	91,701.20	91,701.20	1,182,789.84	1,091,846.00	0.00					
21 L 000 000 811621 000	WTRS//GIFT FUND	0.00	0.00	0.00	25.22	25.22	0.00					
27 L 000 000 811621 000	WTRS//SPECIAL EDUCATION FUND	0.00	25,497.58	25,497.58	243,432.26	301,919.52	0.00					
80 L 000 000 811621 000	WTRS//COMMUNITY SERVICE FUND	0.00	595.00	595.00	4,104.20	4,330.78	0.00					
99 L 000 000 811621 000	WTRS//OTHER PKG/COOP PROGRAM F	0.00	18,107.36	18,107.36	201,730.58	213,331.98	0.00					
10 L 000 000 811622 000	WRS//GENERAL FUND	-28,672.82	17,826.66	17,826.66	216,020.42	197,568.60	0.00					
21 L 000 000 811622 000	WRS//GIFT FUND	0.00	0.00	0.00	51.62	51.62	0.00					

							Beginning	May 2018-19	May 2018-19	2018-19	2018-19	Ending
Fd	T	Loc	Obj	Func	Prj	Fd T Loc Obj Func Prj	Balance	Debits	Credits	FY Debits	FY Credits	Balance
27	L	000	000	811622	000	WRS//SPECIAL EDUCATION FUND	0.00	10,495.36	10,495.36	87,263.44	92,054.04	0.00
50	L	000	000	811622	000	WRS//FOOD SERVICE FUND	0.00	1,713.06	1,713.06	14,012.12	14,753.42	0.00
80	L	000	000	811622	000	WRS//COMMUNITY SERVICE FUND	0.00	0.00	0.00	2.00	2.00	0.00
99	L	000	000	811622	000	WRS//OTHER PKG/COOP PROGRAM FU	0.00	2,015.22	2,015.22	21,636.12	22,754.20	0.00
--	L	---	---	81162-	---		-359,477.72	167,951.44	167,951.44	1,971,067.82	1,938,637.38	0.00
10	L	000	000	811631	000	HEALTH INSURANCE//GENERAL FUND	-226,365.07	231,750.10	250,192.00	2,746,859.88	2,877,866.21	182,816.39
27	L	000	000	811631	000	HEALTH INSURANCE//SPECIAL EDUC	0.00	92,508.54	92,508.54	836,209.40	974,015.24	0.00
50	L	000	000	811631	000	HEALTH INSURANCE//FOOD SERVICE	0.00	5,783.88	5,783.88	51,627.34	51,627.34	0.00
99	L	000	000	811631	000	HEALTH INSURANCE//OTHER PKG/CO	0.00	43,166.79	43,166.78	458,293.22	483,628.87	0.01
10	L	000	000	811632	000	DENTAL INSURANCE//GENERAL FUND	-16,892.65	18,530.11	19,964.98	219,171.75	230,922.88	14,526.32
27	L	000	000	811632	000	DENTAL INSURANCE//SPECIAL EDUC	0.00	7,439.42	7,439.42	69,329.00	79,460.98	0.00
50	L	000	000	811632	000	DENTAL INSURANCE//FOOD SERVICE	0.00	399.68	399.68	3,597.12	3,597.12	0.00
99	L	000	000	811632	000	DENTAL INSURANCE//OTHER PKG/CO	0.00	3,530.45	3,530.46	37,006.52	39,044.41	0.00
10	L	000	000	811633	000	LONG-TERM DISABILITY//GENERAL	-6,670.42	2,600.70	2,748.34	30,857.56	32,241.13	-1,719.11
21	L	000	000	811633	000	LONG-TERM DISABILITY//GIFT FUN	0.00	0.54	0.00	0.54	0.54	0.00
27	L	000	000	811633	000	LONG-TERM DISABILITY//SPECIAL	0.00	871.36	871.36	8,268.64	9,715.11	0.00
50	L	000	000	811633	000	LONG-TERM DISABILITY//FOOD SER	0.00	42.02	42.02	382.98	382.98	0.00
99	L	000	000	811633	000	LONG-TERM DISABILITY//OTHER PK	0.00	583.89	518.84	5,568.88	5,825.24	65.05
--	L	---	---	81163-	---		-249,928.14	407,207.48	427,166.30	4,467,172.83	4,788,328.05	195,688.66
10	L	000	000	811660	000	TRUST ADVANTAGE//GENERAL FUND	0.00	1,018.72	1,018.72	12,076.33	12,076.33	0.00
27	L	000	000	811660	000	TRUST ADVANTAGE//SPECIAL EDUCA	0.00	458.32	458.32	5,270.68	5,270.68	0.00
99	L	000	000	811660	000	TRUST ADVANTAGE//OTHER PKG/COO	0.00	4.88	4.88	55.62	55.62	0.00
--	L	---	---	81166-	---		0.00	1,481.92	1,481.92	17,402.63	17,402.63	0.00
10	L	000	000	811670	000	TAX-SHELTERED ANNUITIES//GENER	0.00	17,046.72	17,046.72	153,761.25	195,319.41	0.00
27	L	000	000	811670	000	TAX-SHELTERED ANNUITIES//SPECI	0.00	660.00	660.00	5,639.99	7,619.99	0.00
99	L	000	000	811670	000	TAX-SHELTERED ANNUITIES//OTHER	0.00	2,043.88	2,043.88	20,242.18	22,914.12	0.00
--	L	---	---	81167-	---		0.00	19,750.60	19,750.60	179,643.42	225,853.52	0.00
10	L	000	000	811680	000	GARNISHMENT DEDUCTIONS PAYABLE	-1,436.00	1,985.72	1,985.72	25,813.91	26,172.94	0.00
27	L	000	000	811680	000	GARNISHMENT DEDUCTIONS PAYABLE	0.00	253.57	253.57	516.23	516.23	0.00
99	L	000	000	811680	000	GARNISHMENT DEDUCTIONS PAYABLE	0.00	0.00	0.00	668.02	668.02	0.00
--	L	---	---	81168-	---		-1,436.00	2,239.29	2,239.29	26,998.16	27,357.19	0.00
10	L	000	000	811690	000	OTHER DEDUCTIONS PAYABLE//GENE	0.00	0.00	24.00	254.00	295.00	-24.00
27	L	000	000	811690	000	OTHER DEDUCTIONS PAYABLE//SPEC	0.00	0.00	9.00	72.00	96.00	-9.00
99	L	000	000	811690	000	OTHER DEDUCTIONS PAYABLE//OTHE	0.00	0.00	0.00	2.00	2.00	0.00
10	L	000	000	811691	000	FLEX BENEFIT 125//GENERAL FUND	0.00	4,422.74	4,422.74	41,188.06	41,188.06	0.00

							Beginning	May 2018-19	May 2018-19	2018-19	2018-19	Ending
Fd	T	Loc	Obj	Func	Prj	Fd T Loc Obj Func Prj	Balance	Debits	Credits	FY Debits	FY Credits	Balance
27	L	000	000	811691	000	FLEX BENEFIT 125//SPECIAL EDUC	0.00	1,386.08	1,386.08	13,735.31	13,735.31	0.00
99	L	000	000	811691	000	FLEX BENEFIT 125//OTHER PKG/CO	0.00	876.66	876.66	11,546.52	11,546.52	0.00
10	L	000	000	811696	000	ATHLETIC FIELD DONATION//GENER	0.00	0.00	237.90	1,276.60	2,804.80	-1,189.50
--	L	---	---	81169-	---		0.00	6,685.48	6,956.38	68,074.49	69,667.69	-1,222.50
--	L	---	---	8116--	---		-675,562.34	961,814.81	982,044.53	11,214,891.33	11,487,057.96	194,466.16
10	L	000	000	811800	000	ACCRUED PAYROLL PAYABLE//GENER	-129,846.33	1,315,939.17	1,315,939.17	15,489,997.32	15,360,150.99	0.00
21	L	000	000	811800	000	ACCRUED PAYROLL PAYABLE//GIFT	0.00	0.00	0.00	669.24	669.24	0.00
27	L	000	000	811800	000	ACCRUED PAYROLL PAYABLE//SPECI	-8,811.92	425,163.70	425,163.70	4,550,838.52	4,542,026.60	0.00
50	L	000	000	811800	000	ACCRUED PAYROLL PAYABLE//FOOD	0.00	20,841.37	20,841.37	181,256.27	181,256.27	0.00
80	L	000	000	811800	000	ACCRUED PAYROLL PAYABLE//COMMU	-737.03	13,312.00	13,312.00	96,254.81	95,517.78	0.00
99	L	000	000	811800	000	ACCRUED PAYROLL PAYABLE//OTHER	-8,463.91	228,361.91	228,361.91	2,618,085.54	2,609,621.63	0.00
--	L	---	---	81180-	---		-147,859.19	2,003,618.15	2,003,618.15	22,937,101.70	22,789,242.51	0.00
--	L	---	---	8118--	---		-147,859.19	2,003,618.15	2,003,618.15	22,937,101.70	22,789,242.51	0.00
27	L	000	000	812100	000	DUE TO GENERAL FUND//SPECIAL E	-286,542.30	0.00	0.00	0.00	0.00	-286,542.30
73	L	000	000	812100	000	DUE TO GENERAL FUND//FIDUCIARY	-46,929.47	0.00	0.00	46,929.47	0.00	0.00
--	L	---	---	81210-	---		-333,471.77	0.00	0.00	46,929.47	0.00	-286,542.30
--	L	---	---	8121--	---		-333,471.77	0.00	0.00	46,929.47	0.00	-286,542.30
73	L	000	000	812200	000	DUE TO SPECIAL REVENUE FUND//F	-12,759.55	0.00	0.00	12,759.55	0.00	0.00
10	L	000	000	812205	000	DUE TO POST RETIREMENT FUND//G	-57,682.10	0.00	0.00	57,682.10	0.00	0.00
27	L	000	000	812205	000	DUE TO POST RETIREMENT FUND//S	-15,683.05	0.00	0.00	15,683.05	0.00	0.00
99	L	000	000	812205	000	DUE TO POST RETIREMENT FUND//O	-7,101.85	0.00	0.00	7,101.85	0.00	0.00
--	L	---	---	81220-	---		-93,226.55	0.00	0.00	93,226.55	0.00	0.00
--	L	---	---	8122--	---		-93,226.55	0.00	0.00	93,226.55	0.00	0.00
73	L	000	000	812900	000	DUE TO PACKAGE AND COOPERATIVE	-5,777.98	0.00	0.00	5,777.98	0.00	0.00
--	L	---	---	81290-	---		-5,777.98	0.00	0.00	5,777.98	0.00	0.00
--	L	---	---	8129--	---		-5,777.98	0.00	0.00	5,777.98	0.00	0.00
10	Q	000	000	931100	000	FUND - RESERVED FOR ENCUMBRANC	117,933.04	112,662.56	49,098.24	1,650,925.29	1,806,096.68	-84,412.78
21	Q	000	000	931100	000	FUND - RESERVED FOR ENCUMBRANC	2,880.61	0.00	1,579.99	28,890.37	33,515.98	-3,215.00
27	Q	000	000	931100	000	FUND - RESERVED FOR ENCUMBRANC	16,526.95	4,302.10	3,103.99	199,102.07	318,464.87	-102,767.06
50	Q	000	000	931100	000	FUND - RESERVED FOR ENCUMBRANC	0.00	0.00	0.00	70,589.00	70,589.00	0.00

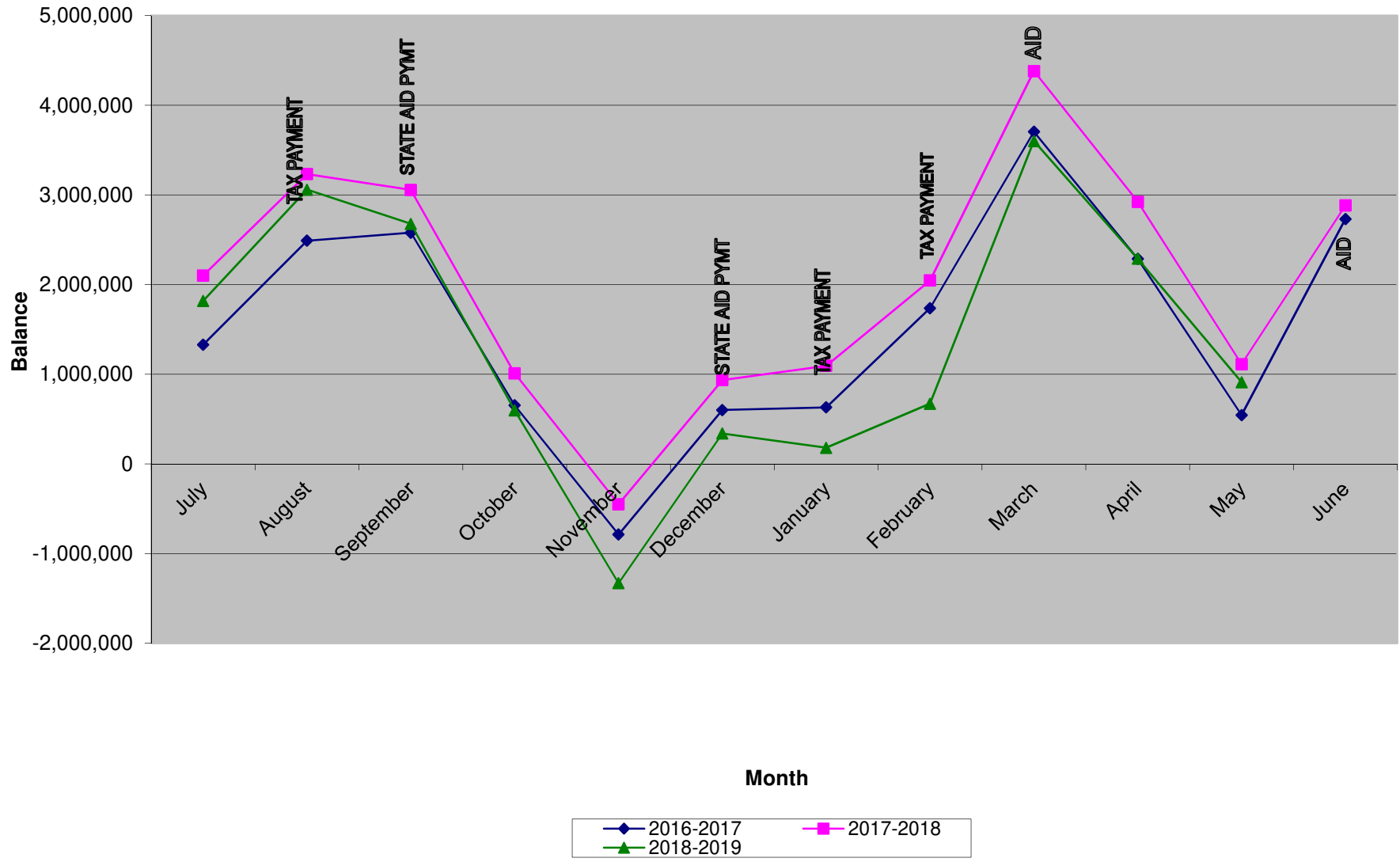
							Beginning	May 2018-19	May 2018-19	2018-19	2018-19	Ending
Fd	T	Loc	Obj	Func	Prj		Balance	Debits	Credits	FY Debits	FY Credits	Balance
80	Q	000	000	931100	000	FUND - RESERVED FOR ENCUMBRANC	-141,968.79	1,901.89	2,271.50	2,189.46	7,417.95	-147,197.28
99	Q	000	000	931100	000	FUND - RESERVED FOR ENCUMBRANC	473,111.23	93,435.17	613.09	560,309.11	593,515.72	437,675.51
--	Q	---	---	93110-	---		468,483.04	212,301.72	56,666.81	2,512,005.30	2,829,600.20	100,083.39
--	Q	---	---	9311--	---		468,483.04	212,301.72	56,666.81	2,512,005.30	2,829,600.20	100,083.39
30	Q	000	000	931790	000	FUND-RESERVE FOR DEBT RETIRMNT	-1,459,607.62	0.00	0.00	0.00	0.00	-1,459,607.62
--	Q	---	---	93179-	---		-1,459,607.62	0.00	0.00	0.00	0.00	-1,459,607.62
--	Q	---	---	9317--	---		-1,459,607.62	0.00	0.00	0.00	0.00	-1,459,607.62
73	Q	000	000	931900	000	OTHER RESERVED FUND BALANCE//F	-4,518,902.72	0.00	0.00	0.00	0.00	-4,518,902.72
--	Q	---	---	93190-	---		-4,518,902.72	0.00	0.00	0.00	0.00	-4,518,902.72
--	Q	---	---	9319--	---		-4,518,902.72	0.00	0.00	0.00	0.00	-4,518,902.72
10	Q	000	000	932000	000	ASSIGNED FOR RETIRE LIABILITY/	-45,098.00	0.00	0.00	0.00	0.00	-45,098.00
--	Q	---	---	93200-	---		-45,098.00	0.00	0.00	0.00	0.00	-45,098.00
--	Q	---	---	9320--	---		-45,098.00	0.00	0.00	0.00	0.00	-45,098.00
10	Q	000	000	932100	000	DESIGNATED-WORKING CASH BAL//G	-117,933.04	49,098.24	112,662.56	1,806,096.68	1,650,925.29	84,412.78
21	Q	000	000	932100	000	DESIGNATED-WORKING CASH BAL//G	-2,880.61	1,579.99	0.00	33,515.98	28,890.37	3,215.00
23	Q	000	000	932100	000	DESIGNATED-WORKING CASH BAL//T	-434,128.36	0.00	0.00	0.00	0.00	-434,128.36
27	Q	000	000	932100	000	DESIGNATED-WORKING CASH BAL//S	-16,526.95	3,103.99	4,302.10	318,464.87	199,102.07	102,767.06
44	Q	000	000	932100	000	DESIGNATED-WORKING CASH BAL//D	-6,336,189.72	0.00	0.00	0.00	0.00	-6,336,189.72
50	Q	000	000	932100	000	DESIGNATED-WORKING CASH BAL//F	-246,585.06	0.00	0.00	70,589.00	70,589.00	-246,585.06
80	Q	000	000	932100	000	DESIGNATED-WORKING CASH BAL//C	0.00	2,271.50	1,901.89	7,417.95	2,189.46	5,228.49
99	Q	000	000	932100	000	DESIGNATED-WORKING CASH BAL//O	-2,421.48	613.09	93,435.17	593,515.72	560,309.11	33,014.24
10	Q	000	000	932104	000	ASSIGNED FOR FUTURE REC MAIN//	-229,500.00	0.00	0.00	0.00	0.00	-229,500.00
10	Q	000	000	932105	000	ASSIGNED FOR TECH REPLACEMENT/	-420,000.00	0.00	0.00	0.00	0.00	-420,000.00
--	Q	---	---	93210-	---		-7,806,165.22	56,666.81	212,301.72	2,829,600.20	2,512,005.30	-7,437,765.57
10	Q	000	000	932110	000	FUND - W/C BAL - EXP//GENERAL	124,357,256.11	1,857,636.61	47,477.43	20,392,099.92	739,212.83	140,957,791.39
21	Q	000	000	932110	000	FUND - W/C BAL - EXP//GIFT FUN	1,612,925.89	12,235.14	0.00	852,489.85	9,322.06	2,442,936.05
23	Q	000	000	932110	000	FUND - W/C BAL - EXP//TEACH PR	866,789.45	0.00	0.00	0.00	0.00	866,789.45
27	Q	000	000	932110	000	FUND - W/C BAL - EXP//SPECIAL	22,522,350.79	453,163.29	1.60	5,061,704.50	40,500.66	26,812,650.22
30	Q	000	000	932110	000	FUND - W/C BAL - EXP//DEBT SER	14,741,771.88	0.00	0.00	0.00	0.00	14,741,771.88
38	Q	000	000	932110	000	FUND - W/C BAL - EXP//Non-Refere	926,274.28	0.00	0.00	178,105.00	0.00	1,104,379.28
39	Q	000	000	932110	000	FUND - W/C BAL - EXP//REFEREND	962,387.95	0.00	0.00	466,400.00	0.00	1,428,787.95

							Beginning	May 2018-19	May 2018-19	2018-19	2018-19	Ending
Fd	T	Loc	Obj	Func	Prj	Fd T Loc Obj Func Prj	Balance	Debits	Credits	FY Debits	FY Credits	Balance
44	Q	000	000	932110	000	FUND - W/C BAL - EXP//DISTRICT	11,144,655.54	0.00	0.00	0.00	0.00	11,144,655.54
50	Q	000	000	932110	000	FUND - W/C BAL - EXP//FOOD SER	17,352,257.60	24,976.91	0.00	1,172,757.54	165,075.93	18,351,105.87
72	Q	000	000	932110	000	FUND - W/C BAL - EXP//PRIVATE	219,608.51	0.00	0.00	49,525.10	0.00	269,133.61
73	Q	000	000	932110	000	FUND - W/C BAL - EXP//FIDUCIAR	2,786,419.48	0.00	0.00	0.00	0.00	2,786,419.48
80	Q	000	000	932110	000	FUND - W/C BAL - EXP//COMMUNIT	1,172,773.67	30,955.26	30.81	207,981.23	2,969.24	1,346,141.91
99	Q	000	000	932110	000	FUND - W/C BAL - EXP//OTHER PK	9,829,811.33	398,616.08	6,399.59	4,457,130.43	29,368.54	14,050,542.71
--	Q	---	---	93211-	---		208,495,282.48	2,777,583.29	53,909.43	32,838,193.57	986,449.26	236,303,105.34
10	Q	000	000	932150	000	FUND - W/C BAL - REV//GENERAL	-129,077,155.79	0.00	174,176.22	218,840.12	17,407,195.87	-146,265,511.54
21	Q	000	000	932150	000	FUND - W/C BAL - REV//GIFT FUN	-1,808,301.85	140.00	14,233.18	28,673.16	670,863.43	-2,450,492.12
23	Q	000	000	932150	000	FUND - W/C BAL - REV//TEACH PR	-432,661.09	0.00	0.00	0.00	0.00	-432,661.09
27	Q	000	000	932150	000	FUND - W/C BAL - REV//SPECIAL	-22,522,350.79	0.00	0.00	41,942.65	1,231,888.91	-23,712,297.05
30	Q	000	000	932150	000	FUND - W/C BAL - REV//DEBT SER	-13,282,164.26	0.00	0.00	0.00	0.00	-13,282,164.26
38	Q	000	000	932150	000	FUND - W/C BAL - REV//Non-Ref	-926,274.31	0.00	0.00	0.00	178,105.00	-1,104,379.31
39	Q	000	000	932150	000	FUND - W/C BAL - REV//REFEREND	-995,924.25	0.00	0.00	0.00	462,400.00	-1,458,324.25
44	Q	000	000	932150	000	FUND - W/C BAL - REV//DISTRICT	-4,808,465.82	0.00	0.00	0.00	0.00	-4,808,465.82
50	Q	000	000	932150	000	FUND - W/C BAL - REV//FOOD SER	-17,368,777.40	400.00	22,322.05	17,333.43	1,033,950.31	-18,385,394.28
72	Q	000	000	932150	000	FUND - W/C BAL - REV//PRIVATE	-298,412.02	0.00	1,500.00	0.00	57,549.08	-355,961.10
73	Q	000	000	932150	000	FUND - W/C BAL - REV//FIDUCIAR	-1,550,403.05	0.00	0.00	0.00	0.00	-1,550,403.05
80	Q	000	000	932150	000	FUND - W/C BAL - REV//COMMUNIT	-1,125,916.66	0.00	3,731.00	711.75	265,746.00	-1,390,950.91
99	Q	000	000	932150	000	FUND - W/C BAL - REV//OTHER PK	-10,300,501.08	0.00	44,146.00	184,342.00	320,135.00	-10,436,294.08
--	Q	---	---	93215-	---		-204,497,308.37	540.00	260,108.45	491,843.11	21,627,833.60	-225,633,298.86
--	Q	---	---	9321--	---		-3,808,191.11	2,834,790.10	526,319.60	36,159,636.88	25,126,288.16	3,232,040.91
Grand Asset Totals							10,975,317.52	6,321,706.79	8,918,529.24	94,073,184.82	104,410,430.35	3,539,798.31
Grand Liability Totals							-1,612,001.11	7,877,291.27	7,744,574.23	79,999,917.17	80,378,425.46	-848,314.27
Grand Equity Totals							-9,363,316.41	3,047,091.82	582,986.41	38,671,642.18	27,955,888.36	-2,691,484.04
Grand Totals							0.00	17,246,089.88	17,246,089.88	212,744,744.17	212,744,744.17	0.00

Number of Accounts: 220

***** End of report *****

General Education & Special Education Cash Comparison



Fd	T	Loc	Obj	Func	Prj	Obj	2018-19	May 2018-19	2018-19	2018-19	Encumbered	Unreceived
							Revised Budget	Monthly Revenue	FYTD Revenue	FYTD %	Balance	Balance
10	R	800	211	500000	000	PROPERTY TAX	6,376,997.00	0.00	6,376,997.00	100.00	0.00	0.00
10	R	800	213	500000	000	MOBILE HOME TAX	20,000.00	1,259.39	18,546.81	92.73	0.00	1,453.19
10	R	800	240	139000	000	PAYMENT FOR SERVICES	15,000.00	1,910.07	10,152.17	67.68	0.00	4,847.83
10	R	800	240	500000	000	PAYMENT FOR SERVICES	2,000.00	150.00	795.85	39.79	0.00	1,204.15
10	R	800	264	500000	000	NON CAPITAL SURPLUS PROP.	1,000.00	75.00	1,491.39	149.14	0.00	491.39-
10	R	800	269	500000	000	OTHER SALE OF NON-CAPITAL	5,000.00	0.00	0.00	0.00	0.00	5,000.00
10	R	800	271	500000	000	ADMISSIONS	30,000.00	0.00	21,818.00	72.73	0.00	8,182.00
10	R	800	279	500000	000	OTHER SCHOOL ACTIVITY INC	22,000.00	2,215.00	36,115.00	164.16	0.00	14,115.00-
10	R	800	280	500000	000	INTEREST ON INVESTMENTS	15,000.00	223.38	8,214.45	54.76	0.00	6,785.55
10	R	800	293	500000	000	RENTALS	1,500.00	250.00	3,110.00	207.33	0.00	1,610.00-
10	R	800	299	500000	000	MISCELLANEOUS LOCAL REVEN	10,000.00	47.80	1,810.09	18.10	0.00	8,189.91
10	R	---	2--	-----	---	*REVENUE FROM LOCAL SOURC	6,498,497.00	6,130.64	6,479,050.76	99.70	0.00	19,446.24
10	R	800	345	500000	000	GENERAL TUITION-OPEN ENRO	4,139,961.00	0.00	0.00	0.00	0.00	4,139,961.00
10	R	---	3--	-----	---	*INTERDIST PYMNTS WITHIN	4,139,961.00	0.00	0.00	0.00	0.00	4,139,961.00
10	R	800	517	500000	391	TRANSIT OF FEDERAL AIDS	2,000.00	0.00	0.00	0.00	0.00	2,000.00
10	R	800	581	500000	000	MEDICAID SCHOOL BASED SER	40,000.00	0.00	0.00	0.00	0.00	40,000.00
10	R	---	5--	-----	---	*REV FROM INTERMEDIATE SO	42,000.00	0.00	0.00	0.00	0.00	42,000.00
10	R	800	612	500000	000	TRANSPORTATION AID	125,000.00	0.00	124,090.00	99.27	0.00	910.00
10	R	800	613	500000	000	LIBRARY AID	90,000.00	0.00	88,789.00	98.65	0.00	1,211.00
10	R	800	619	500000	011	OTHER CATEGORICAL AID	0.00	0.00	1,381,902.00	0.00	0.00	1,381,902.00-
10	R	800	621	500000	000	EQUALIZATION AID	13,263,193.00	0.00	8,476,900.00	63.91	0.00	4,786,293.00
10	R	800	630	500000	522	SPECIAL PROJECT GRANTS	0.00	3,575.00	3,575.00	0.00	0.00	3,575.00-
10	R	800	630	500000	561	SPECIAL PROJECT GRANTS	25,000.00	0.00	9,821.00	39.28	0.00	15,179.00
10	R	800	630	500000	562	SPECIAL PROJECT GRANTS	0.00	0.00	20,471.00	0.00	0.00	20,471.00-
10	R	800	660	500000	000	STATE REV THROUGH LOCAL U	0.00	0.00	920.00	0.00	0.00	920.00-
10	R	800	690	500000	000	OTHER REVENUE FROM STATE	20,000.00	19,909.39	20,227.91	101.14	0.00	227.91-
10	R	800	691	500000	000	COMPUTER AID	178,815.00	144,561.19	144,561.19	80.84	0.00	34,253.81
10	R	800	695	500000	000	STATE CATEGORICAL AID	1,381,902.00	0.00	0.00	0.00	0.00	1,381,902.00
10	R	800	699	500000	699	OTHER REVENUE FROM STATE	0.00	0.00	14,085.96	0.00	0.00	14,085.96-
10	R	---	6--	-----	---	*REVENUE FROM STATE SOURC	15,083,910.00	168,045.58	10,285,343.06	68.19	0.00	4,798,566.94
10	R	800	713	500000	400	VOCATIONAL EDUCATION AID	19,500.00	0.00	11,359.01	58.25	0.00	8,140.99
10	R	800	730	500000	341	SPECIAL PROJECT GRANT	71,000.00	0.00	41,942.65	59.07	0.00	29,057.35
10	R	800	730	500000	365	SPECIAL PROJECT GRANT	96,000.00	0.00	35,238.29	36.71	0.00	60,761.71
10	R	800	730	500000	381	SPECIAL PROJECT GRANT	0.00	0.00	9,524.00	0.00	0.00	9,524.00-
10	R	800	751	500000	141	ECIA - CHAPTER 1	400,000.00	0.00	232,701.65	58.18	0.00	167,298.35
10	R	800	790	500000	393	OTHER REV FROM FEDERAL SO	0.00	0.00	500.00	0.00	0.00	500.00-

Fd	T	Loc	Obj	Func	Prj	Obj	2018-19 Revised Budget	May 2018-19 Monthly Revenue	2018-19 FYTD Revenue	2018-19 FYTD %	Encumbered Balance	Unreceived Balance
10	R	---	7--	-----	---	*REVENUE FROM FEDERAL SOU	586,500.00	0.00	331,265.60	56.48	0.00	255,234.40
10	R	800	860	500000	000	SALE OF FIXED ASSETS	4,000.00	0.00	0.00	0.00	0.00	4,000.00
10	R	800	861	500000	000	EQUIPMENT SALES	0.00	0.00	1,015.00	0.00	0.00	1,015.00-
10	R	---	8--	-----	---	*OTHER FINANCING SOURCES	4,000.00	0.00	1,015.00	25.38	0.00	2,985.00
10	R	800	964	500000	000	INSURANCE	35,000.00	0.00	29,372.00	83.92	0.00	5,628.00
10	R	800	971	500000	000	REFUND OF DISB - AIDABLE	15,000.00	0.00	85.80	0.57	0.00	14,914.20
10	R	800	971	500000	619	REFUND OF DISB - AIDABLE	0.00	0.00	57,426.55	0.00	0.00	57,426.55-
10	R	800	972	500000	000	REFUND OF DISB - NON-AIDA	0.00	0.00	4,771.98	0.00	0.00	4,771.98-
10	R	800	990	500000	000	MISCELLANEOUS OTHER REVEN	0.00	0.00	25.00	0.00	0.00	25.00-
10	R	---	9--	-----	---	*OTHER REVENUES	50,000.00	0.00	91,681.33	183.36	0.00	41,681.33-
10	-	---	---	-----	---	*GENERAL FUND	26,404,868.00	174,176.22	17,188,355.75	65.10	0.00	9,216,512.25
Grand Revenue Totals							26,404,868.00	174,176.22	17,188,355.75	65.10	0.00	9,216,512.25

Number of Accounts: 39

***** End of report *****

Fd	T	Loc	Obj	Func	Prj	Obj	2018-19	May 2018-19	2018-19	2018-19	Encumbered	Unencumbered	Unexpended
							Revised Budget	Monthly Activity	FYTD Activity	FYTD %	Amount	Balance	Balance
10	E	---	1--	110000	---	SALARIES	3,314,791.00	276,350.78	2,343,001.96	70.68	0.00	971,789.04	971,789.04
10	E	---	2--	110000	---	EMPLOYEE BENEFITS	1,432,793.00	110,619.66	977,685.80	68.24	0.00	455,107.20	455,107.20
10	E	---	3--	110000	---	PURCHASED SERVICES	20,793.00	110.00	18,004.91	86.59	5,239.78	2,451.69-	2,788.09
10	E	---	4--	110000	---	NON-CAPITAL OBJECTS	100,733.00	3,782.66	76,625.98	76.07	3,987.47	20,119.55	24,107.02
10	E	---	5--	110000	---	CAPITAL OBJECTS	0.00	404.97	734.96	0.00	3,073.60	3,808.56-	734.96-
10	E	---	9--	110000	---	OTHER EXPENDITURES	0.00	0.00	530.00	0.00	0.00	530.00-	530.00-
10	E	---	---	110000	---	UNDIFFERENTIATED CURRICU	4,869,110.00	391,268.07	3,416,583.61	70.17	12,300.85	1,440,225.54	1,452,526.39
10	E	---	1--	120000	---	SALARIES	0.00	0.00	8,779.14	0.00	0.00	8,779.14-	8,779.14-
10	E	---	2--	120000	---	EMPLOYEE BENEFITS	0.00	0.00	4,909.45	0.00	0.00	4,909.45-	4,909.45-
10	E	---	4--	120000	---	NON-CAPITAL OBJECTS	0.00	0.00	2,986.34	0.00	0.00	2,986.34-	2,986.34-
10	E	---	---	120000	---	REGULAR CURRICULUM	0.00	0.00	16,674.93	0.00	0.00	16,674.93-	16,674.93-
10	E	---	1--	121000	---	SALARIES	233,453.00	19,497.38	163,360.37	69.98	0.00	70,092.63	70,092.63
10	E	---	2--	121000	---	EMPLOYEE BENEFITS	77,260.00	6,125.55	53,528.65	69.28	0.00	23,731.35	23,731.35
10	E	---	3--	121000	---	PURCHASED SERVICES	0.00	0.00	71.28	0.00	0.00	71.28-	71.28-
10	E	---	4--	121000	---	NON-CAPITAL OBJECTS	27,450.00	357.44	25,837.70	94.13	714.55	897.75	1,612.30
10	E	---	5--	121000	---	CAPITAL OBJECTS	0.00	0.00	4,060.52	0.00	0.00	4,060.52-	4,060.52-
10	E	---	---	121000	---	ART	338,163.00	25,980.37	246,858.52	73.00	714.55	90,589.93	91,304.48
10	E	---	1--	122000	---	SALARIES	791,284.00	82,582.76	740,212.55	93.55	0.00	51,071.45	51,071.45
10	E	---	2--	122000	---	EMPLOYEE BENEFITS	466,120.00	41,357.96	369,999.92	79.38	0.00	96,120.08	96,120.08
10	E	---	3--	122000	---	PURCHASED SERVICES	7,100.00	0.00	4,017.76	56.59	0.00	3,082.24	3,082.24
10	E	---	4--	122000	---	NON-CAPITAL OBJECTS	45,274.00	58.74	42,277.84	93.38	5,667.97	2,671.81-	2,996.16
10	E	---	9--	122000	---	OTHER EXPENDITURES	100.00	0.00	294.00	294.00	0.00	194.00-	194.00-
10	E	---	---	122000	---	ENGLISH LANGUAGE	1,309,878.00	123,999.46	1,156,802.07	88.31	5,667.97	147,407.96	153,075.93
10	E	---	1--	122110	---	SALARIES	37,972.00	6,701.63	57,800.10	152.22	0.00	19,828.10-	19,828.10-
10	E	---	2--	122110	---	EMPLOYEE BENEFITS	24,278.00	3,341.89	29,758.34	122.57	0.00	5,480.34-	5,480.34-
10	E	---	---	122110	---	READING	62,250.00	10,043.52	87,558.44	140.66	0.00	25,308.44-	25,308.44-
10	E	---	1--	122115	---	SALARIES	52,755.00	9,315.24	59,672.68	113.11	0.00	6,917.68-	6,917.68-
10	E	---	2--	122115	---	EMPLOYEE BENEFITS	38,888.00	3,277.02	27,517.57	70.76	0.00	11,370.43	11,370.43
10	E	---	3--	122115	---	PURCHASED SERVICES	20,900.00	0.00	23,475.00	112.32	0.00	2,575.00-	2,575.00-
10	E	---	4--	122115	---	NON-CAPITAL OBJECTS	4,465.00	0.00	3,543.25	79.36	0.00	921.75	921.75
10	E	---	---	122115	---	REMEDIATION	117,008.00	12,592.26	114,208.50	97.61	0.00	2,799.50	2,799.50
10	E	---	3--	122600	---	PURCHASED SERVICES	1,500.00	2,615.50	5,669.90	377.99	285.00	4,454.90-	4,169.90-
10	E	---	4--	122600	---	NON-CAPITAL OBJECTS	4,500.00	145.06	5,028.29	111.74	1,118.91	1,647.20-	528.29-
10	E	---	9--	122600	---	OTHER EXPENDITURES	2,750.00	40.00	1,180.00	42.91	0.00	1,570.00	1,570.00

Fd	T	Loc	Obj	Func	Prj	Obj	2018-19	May 2018-19	2018-19	2018-19	Encumbered	Unencumbered	Unexpended
							Revised Budget	Monthly Activity	FYTD Activity	FYTD %	Amount	Balance	Balance
10	E	---	---	122600	---	DRAMA	8,750.00	2,800.56	11,878.19	135.75	1,403.91	4,532.10-	3,128.19-
10	E	---	1--	123208	---	SALARIES	57,400.00	4,783.34	43,049.98	75.00	0.00	14,350.02	14,350.02
10	E	---	2--	123208	---	EMPLOYEE BENEFITS	18,593.00	1,458.96	13,312.63	71.60	0.00	5,280.37	5,280.37
10	E	---	3--	123208	---	PURCHASED SERVICES	0.00	0.00	136.13	0.00	0.00	136.13-	136.13-
10	E	---	4--	123208	---	NON-CAPITAL OBJECTS	8,196.00	0.00	8,614.44	105.11	0.00	418.44-	418.44-
10	E	---	---	123208	---	FRENCH	84,189.00	6,242.30	65,113.18	77.34	0.00	19,075.82	19,075.82
10	E	---	1--	123219	---	SALARIES	85,250.00	7,172.52	64,552.44	75.72	0.00	20,697.56	20,697.56
10	E	---	2--	123219	---	EMPLOYEE BENEFITS	45,237.00	3,592.67	32,369.16	71.55	0.00	12,867.84	12,867.84
10	E	---	3--	123219	---	PURCHASED SERVICES	600.00	0.00	163.67	27.28	0.00	436.33	436.33
10	E	---	4--	123219	---	NON-CAPITAL OBJECTS	21,111.00	0.00	19,941.47	94.46	0.00	1,169.53	1,169.53
10	E	---	---	123219	---	SPANISH	152,198.00	10,765.19	117,026.74	76.89	0.00	35,171.26	35,171.26
10	E	---	1--	124000	---	SALARIES	430,778.00	37,428.66	345,583.45	80.22	0.00	85,194.55	85,194.55
10	E	---	2--	124000	---	EMPLOYEE BENEFITS	254,010.00	20,930.99	189,444.78	74.58	0.00	64,565.22	64,565.22
10	E	---	3--	124000	---	PURCHASED SERVICES	25,000.00	0.00	25,407.00	101.63	0.00	407.00-	407.00-
10	E	---	4--	124000	---	NON-CAPITAL OBJECTS	22,885.00	250.19	18,247.08	79.73	299.70	4,338.22	4,637.92
10	E	---	---	124000	---	MATHEMATICS	732,673.00	58,609.84	578,682.31	78.98	299.70	153,690.99	153,990.69
10	E	---	1--	125400	---	SALARIES	221,665.00	20,457.04	170,436.16	76.89	0.00	51,228.84	51,228.84
10	E	---	2--	125400	---	EMPLOYEE BENEFITS	110,463.00	8,675.45	76,051.05	68.85	0.00	34,411.95	34,411.95
10	E	---	3--	125400	---	PURCHASED SERVICES	10,824.00	90.00	6,780.62	62.64	280.00	3,763.38	4,043.38
10	E	---	4--	125400	---	NON-CAPITAL OBJECTS	17,232.00	3,033.23	14,622.25	84.86	3,659.56	1,049.81-	2,609.75
10	E	---	5--	125400	---	CAPITAL OBJECTS	1,050.00	1,644.99	4,061.99	386.86	0.00	3,011.99-	3,011.99-
10	E	---	9--	125400	---	OTHER EXPENDITURES	3,405.00	0.00	2,331.33	68.47	0.00	1,073.67	1,073.67
10	E	---	---	125400	---	VOCAL MUSIC	364,639.00	33,900.71	274,283.40	75.22	3,939.56	86,416.04	90,355.60
10	E	---	1--	125500	---	SALARIES	166,406.00	14,360.30	129,242.10	77.67	0.00	37,163.90	37,163.90
10	E	---	2--	125500	---	EMPLOYEE BENEFITS	58,645.00	4,701.48	42,397.01	72.29	0.00	16,247.99	16,247.99
10	E	---	3--	125500	---	PURCHASED SERVICES	8,900.00	306.32	5,807.73	65.26	2,830.50	261.77	3,092.27
10	E	---	4--	125500	---	NON-CAPITAL OBJECTS	8,788.00	162.34	8,206.19	93.38	1,279.07	697.26-	581.81
10	E	---	5--	125500	---	CAPITAL OBJECTS	1,750.00	0.00	1,539.95	88.00	2,052.00	1,841.95-	210.05
10	E	---	9--	125500	---	OTHER EXPENDITURES	1,830.00	21.00	890.35	48.65	0.00	939.65	939.65
10	E	---	---	125500	---	INSTRUMENTAL MUSIC	246,319.00	19,551.44	188,083.33	76.36	6,161.57	52,074.10	58,235.67
10	E	---	1--	126000	---	SALARIES	443,490.00	37,123.06	334,282.54	75.38	0.00	109,207.46	109,207.46
10	E	---	2--	126000	---	EMPLOYEE BENEFITS	223,262.00	17,556.64	158,674.97	71.07	0.00	64,587.03	64,587.03
10	E	---	3--	126000	---	PURCHASED SERVICES	750.00	0.00	98.94	13.19	0.00	651.06	651.06
10	E	---	4--	126000	---	NON-CAPITAL OBJECTS	24,051.00	350.26	16,949.67	70.47	1,084.09	6,017.24	7,101.33

Fd	T	Loc	Obj	Func	Prj	Obj	2018-19	May 2018-19	2018-19	2018-19	Encumbered	Unencumbered	Unexpended
							Revised Budget	Monthly Activity	FYTD Activity	FYTD %	Amount	Balance	Balance
10	E	---	5--	126000	---	CAPITAL OBJECTS	0.00	0.00	5,985.57	0.00	0.00	5,985.57-	5,985.57-
10	E	---	9--	126000	---	OTHER EXPENDITURES	0.00	0.00	160.00	0.00	0.00	160.00-	160.00-
10	E	---	---	126000	---	SCIENCE	691,553.00	55,029.96	516,151.69	74.64	1,084.09	174,317.22	175,401.31
10	E	---	1--	127000	---	SALARIES	417,482.00	32,661.64	287,673.81	68.91	0.00	129,808.19	129,808.19
10	E	---	2--	127000	---	EMPLOYEE BENEFITS	216,320.00	15,654.63	139,848.45	64.65	0.00	76,471.55	76,471.55
10	E	---	3--	127000	---	PURCHASED SERVICES	1,500.00	9.85	274.85	18.32	0.00	1,225.15	1,225.15
10	E	---	4--	127000	---	NON-CAPITAL OBJECTS	2,204.00	0.00	2,307.82	104.71	0.00	103.82-	103.82-
10	E	---	9--	127000	---	OTHER EXPENDITURES	250.00	0.00	0.00	0.00	0.00	250.00	250.00
10	E	---	---	127000	---	SOCIAL SCIENCE	637,756.00	48,326.12	430,104.93	67.44	0.00	207,651.07	207,651.07
10	E	---	3--	129000	---	PURCHASED SERVICES	5,000.00	25.00	5,025.00	100.50	0.00	25.00-	25.00-
10	E	---	4--	129000	---	NON-CAPITAL OBJECTS	0.00	0.00	167.00	0.00	0.00	167.00-	167.00-
10	E	---	---	129000	---	OTHER REGULAR CURRICULUM	5,000.00	25.00	5,192.00	103.84	0.00	192.00-	192.00-
10	E	---	3--	129200	---	PURCHASED SERVICES	1,000.00	0.00	0.00	0.00	0.00	1,000.00	1,000.00
10	E	---	---	129200	---	YOUTH OPTIONS	1,000.00	0.00	0.00	0.00	0.00	1,000.00	1,000.00
10	E	---	4--	129300	---	NON-CAPITAL OBJECTS	34,500.00	0.00	20,369.29	59.04	20,188.00	6,057.29-	14,130.71
10	E	---	5--	129300	---	CAPITAL OBJECTS	18,749.00	12,369.00	21,277.00	113.48	0.00	2,528.00-	2,528.00-
10	E	---	---	129300	---	COMPUTER LITERACY	53,249.00	12,369.00	41,646.29	78.21	20,188.00	8,585.29-	11,602.71
10	E	---	4--	130000	---	NON-CAPITAL OBJECTS	1,642.00	0.00	0.00	0.00	0.00	1,642.00	1,642.00
10	E	---	---	130000	---	VOCATIONAL CURRICULUM	1,642.00	0.00	0.00	0.00	0.00	1,642.00	1,642.00
10	E	---	1--	131000	---	SALARIES	67,350.00	5,762.62	51,863.14	77.01	0.00	15,486.86	15,486.86
10	E	---	2--	131000	---	EMPLOYEE BENEFITS	43,746.00	3,518.53	31,515.68	72.04	0.00	12,230.32	12,230.32
10	E	---	3--	131000	---	PURCHASED SERVICES	0.00	0.00	32.78-	0.00	0.00	32.78	32.78
10	E	---	4--	131000	---	NON-CAPITAL OBJECTS	6,300.00	1,455.31	6,445.67	102.31	2,642.77	2,788.44-	145.67-
10	E	---	5--	131000	---	CAPITAL OBJECTS	6,800.00	0.00	1,181.78	17.38	0.00	5,618.22	5,618.22
10	E	---	9--	131000	---	OTHER EXPENDITURES	266.00	0.00	403.00	151.50	0.00	137.00-	137.00-
10	E	---	---	131000	---	AGRICULTURE	124,462.00	10,736.46	91,376.49	73.42	2,642.77	30,442.74	33,085.51
10	E	---	1--	132000	---	SALARIES	92,350.00	7,695.84	69,262.48	75.00	0.00	23,087.52	23,087.52
10	E	---	2--	132000	---	EMPLOYEE BENEFITS	36,183.00	2,906.42	26,191.39	72.39	0.00	9,991.61	9,991.61
10	E	---	3--	132000	---	PURCHASED SERVICES	1,900.00	1,053.40	4,721.92	248.52	0.00	2,821.92-	2,821.92-
10	E	---	4--	132000	---	NON-CAPITAL OBJECTS	19,302.00	0.00	9,607.48	49.77	0.00	9,694.52	9,694.52
10	E	---	5--	132000	---	CAPITAL OBJECTS	1,000.00	20,692.80	23,564.40	2,356.44	0.00	22,564.40-	22,564.40-
10	E	---	9--	132000	---	OTHER EXPENDITURES	1,600.00	0.00	1,025.00	64.06	0.00	575.00	575.00
10	E	---	---	132000	---	BUSINESS OCCUPATIONS	152,335.00	32,348.46	134,372.67	88.21	0.00	17,962.33	17,962.33

Fd	T	Loc	Obj	Func	Prj	Obj	2018-19	May 2018-19	2018-19	2018-19	Encumbered	Unencumbered	Unexpended
							Revised Budget	Monthly Activity	FYTD Activity	FYTD %	Amount	Balance	Balance
10	E	---	1--	135000	---	SALARIES	83,106.00	6,927.38	61,849.31	74.42	0.00	21,256.69	21,256.69
10	E	---	2--	135000	---	EMPLOYEE BENEFITS	47,677.00	3,809.30	34,258.62	71.86	0.00	13,418.38	13,418.38
10	E	---	3--	135000	---	PURCHASED SERVICES	1,210.00	0.00	546.50	45.17	360.00	303.50	663.50
10	E	---	4--	135000	---	NON-CAPITAL OBJECTS	11,651.00	2,298.05	8,230.87	70.65	3,882.11	461.98-	3,420.13
10	E	---	5--	135000	---	CAPITAL OBJECTS	600.00	0.00	0.00	0.00	0.00	600.00	600.00
10	E	---	---	135000	---	HOME ECONOMICS	144,244.00	13,034.73	104,885.30	72.71	4,242.11	35,116.59	39,358.70
10	E	---	1--	136000	---	SALARIES	218,446.00	18,337.12	164,171.75	75.15	0.00	54,274.25	54,274.25
10	E	---	2--	136000	---	EMPLOYEE BENEFITS	97,566.00	7,546.44	68,306.47	70.01	0.00	29,259.53	29,259.53
10	E	---	3--	136000	---	PURCHASED SERVICES	2,000.00	0.00	328.00	16.40	0.00	1,672.00	1,672.00
10	E	---	4--	136000	---	NON-CAPITAL OBJECTS	22,907.00	2,811.27	16,623.91	72.57	4,020.02	2,263.07	6,283.09
10	E	---	5--	136000	---	CAPITAL OBJECTS	800.00	885.97	7,781.92	972.74	0.00	6,981.92-	6,981.92-
10	E	---	9--	136000	---	OTHER EXPENDITURES	0.00	0.00	350.00	0.00	0.00	350.00-	350.00-
10	E	---	---	136000	---	TECHNOLOGY EDUCATION	341,719.00	29,580.80	257,562.05	75.37	4,020.02	80,136.93	84,156.95
10	E	---	1--	138000	---	SALARIES	30,368.00	2,635.30	25,922.32	85.36	0.00	4,445.68	4,445.68
10	E	---	2--	138000	---	EMPLOYEE BENEFITS	27,303.00	2,097.82	22,652.66	82.97	0.00	4,650.34	4,650.34
10	E	---	---	138000	---	VOCATIONAL SPECIAL NEEDS	57,671.00	4,733.12	48,574.98	84.23	0.00	9,096.02	9,096.02
10	E	---	1--	139000	---	SALARIES	0.00	2,058.38	12,840.25	0.00	0.00	12,840.25-	12,840.25-
10	E	---	---	139000	---	OTHER VOCATIONAL CURRICU	0.00	2,058.38	12,840.25	0.00	0.00	12,840.25-	12,840.25-
10	E	---	1--	143000	---	SALARIES	436,306.00	36,518.28	315,500.56	72.31	0.00	120,805.44	120,805.44
10	E	---	2--	143000	---	EMPLOYEE BENEFITS	190,178.00	15,837.80	138,387.56	72.77	0.00	51,790.44	51,790.44
10	E	---	3--	143000	---	PURCHASED SERVICES	3,925.00	90.00	3,041.01	77.48	0.00	883.99	883.99
10	E	---	4--	143000	---	NON-CAPITAL OBJECTS	22,910.00	1,042.50	17,053.09	74.44	4,822.13	1,034.78	5,856.91
10	E	---	5--	143000	---	CAPITAL OBJECTS	0.00	0.00	834.42	0.00	0.00	834.42-	834.42-
10	E	---	---	143000	---	PHYSICAL EDUCATION	653,319.00	53,488.58	474,816.64	72.68	4,822.13	173,680.23	178,502.36
10	E	---	1--	161000	---	SALARIES	27,050.00	6,918.34	24,415.98	90.26	0.00	2,634.02	2,634.02
10	E	---	2--	161000	---	EMPLOYEE BENEFITS	4,450.00	964.10	3,401.20	76.43	0.00	1,048.80	1,048.80
10	E	---	3--	161000	---	PURCHASED SERVICES	645.00	246.38	1,020.21	158.17	0.00	375.21-	375.21-
10	E	---	4--	161000	---	NON-CAPITAL OBJECTS	20.00	0.00	150.68	753.40	0.00	130.68-	130.68-
10	E	---	9--	161000	---	OTHER EXPENDITURES	325.00	0.00	157.00	48.31	0.00	168.00	168.00
10	E	---	---	161000	---	CO-CURRICULAR ACADEMIC	32,490.00	8,128.82	29,145.07	89.70	0.00	3,344.93	3,344.93
10	E	---	1--	162000	---	SALARIES	134,500.00	26,095.54	123,600.88	91.90	0.00	10,899.12	10,899.12
10	E	---	2--	162000	---	EMPLOYEE BENEFITS	17,000.00	2,538.94	13,255.44	77.97	0.00	3,744.56	3,744.56
10	E	---	3--	162000	---	PURCHASED SERVICES	75,960.00	9,007.59	103,636.31	136.44	0.00	27,676.31-	27,676.31-
10	E	---	4--	162000	---	NON-CAPITAL OBJECTS	34,575.00	2,414.25	39,887.51	115.37	28,768.88	34,081.39-	5,312.51-

Fd	T	Loc	Obj	Func	Prj	Obj	2018-19	May 2018-19	2018-19	2018-19	Encumbered	Unencumbered	Unexpended
							Revised Budget	Monthly Activity	FYTD Activity	FYTD %	Amount	Balance	Balance
10	E	---	5--	162000	---	CAPITAL OBJECTS	42,875.00	2,000.00	25,916.70	60.45	0.00	16,958.30	16,958.30
10	E	---	9--	162000	---	OTHER EXPENDITURES	14,000.00	1,266.07	15,007.57	107.20	0.00	1,007.57-	1,007.57-
10	E	---	---	162000	---	CO-CURRICULAR ATHLETICS	318,910.00	43,322.39	321,304.41	100.75	28,768.88	31,163.29-	2,394.41-
10	E	---	1--	171000	---	SALARIES	93,500.00	9,447.68	84,969.99	90.88	0.00	8,530.01	8,530.01
10	E	---	2--	171000	---	EMPLOYEE BENEFITS	57,977.00	4,674.76	42,249.15	72.87	0.00	15,727.85	15,727.85
10	E	---	3--	171000	---	PURCHASED SERVICES	5,000.00	2,688.00	21,221.15	424.42	0.00	16,221.15-	16,221.15-
10	E	---	4--	171000	---	NON-CAPITAL OBJECTS	0.00	0.00	10.96	0.00	0.00	10.96-	10.96-
10	E	---	---	171000	---	CULTURALLY/SOCIALLY DISA	156,477.00	16,810.44	148,451.25	94.87	0.00	8,025.75	8,025.75
10	E	---	1--	172000	---	SALARIES	19,550.00	1,672.08	15,048.76	76.98	0.00	4,501.24	4,501.24
10	E	---	2--	172000	---	EMPLOYEE BENEFITS	14,152.00	1,137.67	10,063.50	71.11	0.00	4,088.50	4,088.50
10	E	---	3--	172000	---	PURCHASED SERVICES	1,000.00	0.00	3,618.92	361.89	0.00	2,618.92-	2,618.92-
10	E	---	4--	172000	---	NON-CAPITAL OBJECTS	6,400.00	0.00	3,265.06	51.02	30.02	3,104.92	3,134.94
10	E	---	9--	172000	---	OTHER EXPENDITURES	3,725.00	0.00	2,350.00	63.09	0.00	1,375.00	1,375.00
10	E	---	---	172000	---	GIFTED AND TALENTED	44,827.00	2,809.75	34,346.24	76.62	30.02	10,450.74	10,480.76
10	E	---	1--	173000	---	SALARIES	0.00	0.00	100.73	0.00	0.00	100.73-	100.73-
10	E	---	2--	173000	---	EMPLOYEE BENEFITS	0.00	0.00	13.14	0.00	0.00	13.14-	13.14-
10	E	---	---	173000	---	HOMEBOUND NON-EEN INSTRU	0.00	0.00	113.87	0.00	0.00	113.87-	113.87-
10	E	---	---	1-----	---	INSTRUCTION	11,701,831.00	1,028,555.73	8,924,637.35	76.27	96,286.13	2,680,907.52	2,777,193.65
10	E	---	1--	213000	---	SALARIES	235,631.00	20,017.00	185,770.40	78.84	0.00	49,860.60	49,860.60
10	E	---	2--	213000	---	EMPLOYEE BENEFITS	90,641.00	7,266.20	67,804.08	74.81	0.00	22,836.92	22,836.92
10	E	---	3--	213000	---	PURCHASED SERVICES	5,025.00	0.00	682.06	13.57	75.00	4,267.94	4,342.94
10	E	---	4--	213000	---	NON-CAPITAL OBJECTS	7,640.00	565.26	4,788.11	62.67	1,070.73	1,781.16	2,851.89
10	E	---	---	213000	---	PUPIL SERVICES - GUIDANC	338,937.00	27,848.46	259,044.65	76.43	1,145.73	78,746.62	79,892.35
10	E	---	1--	214000	---	SALARIES	48,900.00	4,075.00	36,675.00	75.00	0.00	12,225.00	12,225.00
10	E	---	2--	214000	---	EMPLOYEE BENEFITS	29,756.00	2,260.78	20,343.37	68.37	0.00	9,412.63	9,412.63
10	E	---	3--	214000	---	PURCHASED SERVICES	0.00	115.63	1,682.14	0.00	0.00	1,682.14-	1,682.14-
10	E	---	4--	214000	---	NON-CAPITAL OBJECTS	5,240.00	6.00	2,655.26	50.67	796.81	1,787.93	2,584.74
10	E	---	9--	214000	---	OTHER EXPENDITURES	160.00	0.00	160.00	100.00	0.00	0.00	0.00
10	E	---	---	214000	---	PUPIL SERVICES - NURSE	84,056.00	6,457.41	61,515.77	73.18	796.81	21,743.42	22,540.23
10	E	---	1--	219000	---	SALARIES	44,418.00	5,432.81	46,613.11	104.94	0.00	2,195.11-	2,195.11-
10	E	---	2--	219000	---	EMPLOYEE BENEFITS	48,018.00	4,797.83	42,909.51	89.36	0.00	5,108.49	5,108.49
10	E	---	3--	219000	---	PURCHASED SERVICES	3,200.00	722.00	4,946.89	154.59	0.00	1,746.89-	1,746.89-
10	E	---	4--	219000	---	NON-CAPITAL OBJECTS	8,100.00	43.38	1,144.04	14.12	0.00	6,955.96	6,955.96

Fd	T	Loc	Obj	Func	Prj	Obj	2018-19	May 2018-19	2018-19	2018-19	Encumbered	Unencumbered	Unexpended
							Revised Budget	Monthly Activity	FYTD Activity	FYTD %	Amount	Balance	Balance
10	E	---	9--	219000	---	OTHER EXPENDITURES	500.00	0.00	420.00	84.00	0.00	80.00	80.00
10	E	---	---	219000	---	OTHER PUPIL SERVICES	104,236.00	10,996.02	96,033.55	92.13	0.00	8,202.45	8,202.45
10	E	---	1--	221000	---	SALARIES	0.00	0.00	476.00	0.00	0.00	476.00-	476.00-
10	E	---	2--	221000	---	EMPLOYEE BENEFITS	0.00	0.00	68.31	0.00	0.00	68.31-	68.31-
10	E	---	3--	221000	---	PURCHASED SERVICES	0.00	0.00	416.99	0.00	0.00	416.99-	416.99-
10	E	---	5--	221000	---	CAPITAL OBJECTS	3,000.00	0.00	0.00	0.00	0.00	3,000.00	3,000.00
10	E	---	---	221000	---	IMPROVEMENT OF INSTRUCTI	3,000.00	0.00	961.30	32.04	0.00	2,038.70	2,038.70
10	E	---	1--	221100	---	SALARIES	0.00	0.00	584.63	0.00	0.00	584.63-	584.63-
10	E	---	2--	221100	---	EMPLOYEE BENEFITS	0.00	0.00	81.97	0.00	0.00	81.97-	81.97-
10	E	---	---	221100	---	DIRECTION OF IMPROV OF I	0.00	0.00	666.60	0.00	0.00	666.60-	666.60-
10	E	---	1--	221200	---	SALARIES	13,330.00	1,966.61	2,207.30	16.56	0.00	11,122.70	11,122.70
10	E	---	2--	221200	---	EMPLOYEE BENEFITS	0.00	270.80	297.92	0.00	0.00	297.92-	297.92-
10	E	---	3--	221200	---	PURCHASED SERVICES	16,570.00	1,337.12	33,695.40	203.35	0.00	17,125.40-	17,125.40-
10	E	---	4--	221200	---	NON-CAPITAL OBJECTS	8,500.00	65.50	4,405.58-	51.83-	1,753.94	11,151.64	12,905.58
10	E	---	5--	221200	---	CAPITAL OBJECTS	0.00	2,100.00	2,100.00	0.00	0.00	2,100.00-	2,100.00-
10	E	---	9--	221200	---	OTHER EXPENDITURES	0.00	0.00	3,515.00	0.00	0.00	3,515.00-	3,515.00-
10	E	---	---	221200	---	CURRICULUM DEVELOPMENT	38,400.00	5,740.03	37,410.04	97.42	1,753.94	763.98-	989.96
10	E	---	1--	221201	---	SALARIES	104,959.00	8,746.60	96,212.40	91.67	0.00	8,746.60	8,746.60
10	E	---	2--	221201	---	EMPLOYEE BENEFITS	38,098.00	2,973.96	32,792.26	86.07	0.00	5,305.74	5,305.74
10	E	---	---	221201	---	CURRICULUM DEVELOPMENT	143,057.00	11,720.56	129,004.66	90.18	0.00	14,052.34	14,052.34
10	E	---	1--	221300	---	SALARIES	10,000.00	187.50	17,454.02	174.54	0.00	7,454.02-	7,454.02-
10	E	---	2--	221300	---	EMPLOYEE BENEFITS	30,000.00	1,190.35	19,692.00	65.64	0.00	10,308.00	10,308.00
10	E	---	3--	221300	---	PURCHASED SERVICES	19,300.00	3,471.00	35,964.61	186.35	2,500.00	19,164.61-	16,664.61-
10	E	---	4--	221300	---	NON-CAPITAL OBJECTS	4,865.00	0.00	5,067.98	104.17	0.00	202.98-	202.98-
10	E	---	---	221300	---	INSTRUCTIONAL STAFF TRAI	64,165.00	4,848.85	78,178.61	121.84	2,500.00	16,513.61-	14,013.61-
10	E	---	3--	221500	---	PURCHASED SERVICES	0.00	4,344.00	4,344.00	0.00	0.00	4,344.00-	4,344.00-
10	E	---	4--	221500	---	NON-CAPITAL OBJECTS	0.00	33,030.00	33,030.00	0.00	680.00	33,710.00-	33,030.00-
10	E	---	5--	221500	---	CAPITAL OBJECTS	0.00	7,399.00	7,399.00	0.00	0.00	7,399.00-	7,399.00-
10	E	---	---	221500	---	INSTRUCTION RELATED TECH	0.00	44,773.00	44,773.00	0.00	680.00	45,453.00-	44,773.00-
10	E	---	1--	222200	---	SALARIES	248,638.00	22,710.20	194,480.47	78.22	0.00	54,157.53	54,157.53
10	E	---	2--	222200	---	EMPLOYEE BENEFITS	186,517.00	15,199.76	130,430.19	69.93	0.00	56,086.81	56,086.81
10	E	---	3--	222200	---	PURCHASED SERVICES	0.00	0.00	47.25	0.00	2,000.00	2,047.25-	47.25-
10	E	---	4--	222200	---	NON-CAPITAL OBJECTS	89,224.00	5,589.35	73,714.71	82.62	6,126.68	9,382.61	15,509.29

Fd	T	Loc	Obj	Func	Prj	Obj	2018-19	May 2018-19	2018-19	2018-19	Encumbered	Unencumbered	Unexpended
							Revised Budget	Monthly Activity	FYTD Activity	FYTD %	Amount	Balance	Balance
10	E	---	5--	222200	---	CAPITAL OBJECTS	0.00	2,210.25	3,125.99	0.00	0.00	3,125.99-	3,125.99-
10	E	---	9--	222200	---	OTHER EXPENDITURES	400.00	0.00	920.00	230.00	60.00	580.00-	520.00-
10	E	---	---	222200	---	SCHOOL LIBRARY	524,779.00	45,709.56	402,718.61	76.74	8,186.68	113,873.71	122,060.39
10	E	---	1--	222300	---	SALARIES	41,246.00	4,506.37	39,865.75	96.65	0.00	1,380.25	1,380.25
10	E	---	2--	222300	---	EMPLOYEE BENEFITS	6,100.00	651.55	5,814.44	95.32	0.00	285.56	285.56
10	E	---	3--	222300	---	PURCHASED SERVICES	1,023.00	0.00	0.00	0.00	0.00	1,023.00	1,023.00
10	E	---	4--	222300	---	NON-CAPITAL OBJECTS	2,300.00	0.00	1,598.26	69.49	2,298.16	1,596.42-	701.74
10	E	---	5--	222300	---	CAPITAL OBJECTS	7,700.00	0.00	7,395.80	96.05	4,802.20	4,498.00-	304.20
10	E	---	---	222300	---	AUDIOVISUAL	58,369.00	5,157.92	54,674.25	93.67	7,100.36	3,405.61-	3,694.75
10	E	---	1--	223700	---	SALARIES	23,294.00	1,939.30	17,973.28	77.16	0.00	5,320.72	5,320.72
10	E	---	2--	223700	---	EMPLOYEE BENEFITS	13,107.00	1,047.26	9,512.01	72.57	0.00	3,594.99	3,594.99
10	E	---	---	223700	---	SUP/COOR VOC ED - LVEC	36,401.00	2,986.56	27,485.29	75.51	0.00	8,915.71	8,915.71
10	E	---	1--	223900	---	SALARIES	110,660.00	4,317.98	43,478.18	39.29	0.00	67,181.82	67,181.82
10	E	---	2--	223900	---	EMPLOYEE BENEFITS	59,256.00	2,684.90	27,330.19	46.12	0.00	31,925.81	31,925.81
10	E	---	3--	223900	---	PURCHASED SERVICES	0.00	0.00	881.25	0.00	0.00	881.25-	881.25-
10	E	---	4--	223900	---	NON-CAPITAL OBJECTS	3,538.00	0.00	823.34	23.27	0.00	2,714.66	2,714.66
10	E	---	9--	223900	---	OTHER EXPENDITURES	1,100.00	0.00	1,070.00	97.27	0.00	30.00	30.00
10	E	---	---	223900	---	SUPERVISION AND COORD-OT	174,554.00	7,002.88	73,582.96	42.15	0.00	100,971.04	100,971.04
10	E	---	1--	229000	---	SALARIES	142,812.00	11,831.80	136,759.20	95.76	0.00	6,052.80	6,052.80
10	E	---	2--	229000	---	EMPLOYEE BENEFITS	71,775.00	5,727.06	63,231.47	88.10	0.00	8,543.53	8,543.53
10	E	---	3--	229000	---	PURCHASED SERVICES	11,200.00	648.00	22,111.00	197.42	5,000.00	15,911.00-	10,911.00-
10	E	---	4--	229000	---	NON-CAPITAL OBJECTS	202,815.00	0.00	193,152.18	95.24	3,800.00	5,862.82	9,662.82
10	E	---	5--	229000	---	CAPITAL OBJECTS	101,458.00	0.00	81,648.68	80.48	0.00	19,809.32	19,809.32
10	E	---	---	229000	---	OTHER INSTRUCTIONAL STAF	530,060.00	18,206.86	496,902.53	93.74	8,800.00	24,357.47	33,157.47
10	E	---	1--	231000	---	SALARIES	18,500.00	1,350.00	16,055.00	86.78	0.00	2,445.00	2,445.00
10	E	---	2--	231000	---	EMPLOYEE BENEFITS	1,500.00	103.28	1,228.35	81.89	0.00	271.65	271.65
10	E	---	3--	231000	---	PURCHASED SERVICES	39,000.00	146.20	39,384.57	100.99	0.00	384.57-	384.57-
10	E	---	4--	231000	---	NON-CAPITAL OBJECTS	4,000.00	782.20	5,771.33	144.28	0.00	1,771.33-	1,771.33-
10	E	---	9--	231000	---	OTHER EXPENDITURES	6,500.00	0.00	6,291.00	96.78	0.00	209.00	209.00
10	E	---	---	231000	---	BOARD OF EDUCATION	69,500.00	2,381.68	68,730.25	98.89	0.00	769.75	769.75
10	E	---	3--	231500	---	PURCHASED SERVICES	12,000.00	1,273.50	5,947.14	49.56	0.00	6,052.86	6,052.86
10	E	---	---	231500	---	BOARD OF EDUCATION - LEG	12,000.00	1,273.50	5,947.14	49.56	0.00	6,052.86	6,052.86
10	E	---	1--	232000	---	SALARIES	176,950.00	13,811.84	162,875.41	92.05	0.00	14,074.59	14,074.59

Fd	T	Loc	Obj	Func	Prj	Obj	2018-19	May 2018-19	2018-19	2018-19	Encumbered	Unencumbered	Unexpended
							Revised Budget	Monthly Activity	FYTD Activity	FYTD %	Amount	Balance	Balance
10	E	---	2--	232000	---	EMPLOYEE BENEFITS	69,680.00	5,568.12	62,577.91	89.81	0.00	7,102.09	7,102.09
10	E	---	3--	232000	---	PURCHASED SERVICES	2,500.00	0.00	1,068.26	42.73	0.00	1,431.74	1,431.74
10	E	---	4--	232000	---	NON-CAPITAL OBJECTS	3,400.00	216.01	3,584.79	105.44	0.00	184.79-	184.79-
10	E	---	5--	232000	---	CAPITAL OBJECTS	500.00	0.00	0.00	0.00	0.00	500.00	500.00
10	E	---	9--	232000	---	OTHER EXPENDITURES	2,750.00	0.00	1,495.00	54.36	0.00	1,255.00	1,255.00
10	E	---	---	232000	---	CENTRAL ADMINISTRATION	255,780.00	19,595.97	231,601.37	90.55	0.00	24,178.63	24,178.63
10	E	---	1--	240000	---	SALARIES	820,857.00	69,617.52	745,140.08	90.78	0.00	75,716.92	75,716.92
10	E	---	2--	240000	---	EMPLOYEE BENEFITS	445,670.00	34,178.24	365,940.28	82.11	0.00	79,729.72	79,729.72
10	E	---	3--	240000	---	PURCHASED SERVICES	65,815.00	3,406.52	82,342.65	125.11	520.00	17,047.65-	16,527.65-
10	E	---	4--	240000	---	NON-CAPITAL OBJECTS	65,115.00	5,075.42	72,972.43	112.07	4,262.30	12,119.73-	7,857.43-
10	E	---	5--	240000	---	CAPITAL OBJECTS	6,600.00	0.00	17,043.78	258.24	4,234.00	14,677.78-	10,443.78-
10	E	---	9--	240000	---	OTHER EXPENDITURES	5,100.00	465.00	6,552.85	128.49	0.00	1,452.85-	1,452.85-
10	E	---	---	240000	---	BUILDING ADMINISTRATION	1,409,157.00	112,742.70	1,289,992.07	91.54	9,016.30	110,148.63	119,164.93
10	E	---	1--	252000	---	SALARIES	192,532.00	15,817.53	172,736.65	89.72	0.00	19,795.35	19,795.35
10	E	---	2--	252000	---	EMPLOYEE BENEFITS	80,361.00	6,376.48	69,232.07	86.15	0.00	11,128.93	11,128.93
10	E	---	3--	252000	---	PURCHASED SERVICES	2,700.00	143.96	1,219.17	45.15	0.00	1,480.83	1,480.83
10	E	---	4--	252000	---	NON-CAPITAL OBJECTS	48,725.00	0.00	50,976.35	104.62	0.00	2,251.35-	2,251.35-
10	E	---	9--	252000	---	OTHER EXPENDITURES	6,575.00	0.00	5,975.33	90.88	0.00	599.67	599.67
10	E	---	---	252000	---	FISCAL	330,893.00	22,337.97	300,139.57	90.71	0.00	30,753.43	30,753.43
10	E	---	1--	253000	---	SALARIES	673,126.00	49,245.50	564,341.23	83.84	0.00	108,784.77	108,784.77
10	E	---	2--	253000	---	EMPLOYEE BENEFITS	278,937.00	24,332.72	263,038.07	94.30	0.00	15,898.93	15,898.93
10	E	---	3--	253000	---	PURCHASED SERVICES	468,450.00	42,020.76	419,505.34	89.55	5,709.31	43,235.35	48,944.66
10	E	---	4--	253000	---	NON-CAPITAL OBJECTS	90,400.00	3,243.59	118,801.74	131.42	32,477.31	60,879.05-	28,401.74-
10	E	---	5--	253000	---	CAPITAL OBJECTS	0.00	0.00	11,029.32	0.00	0.00	11,029.32-	11,029.32-
10	E	---	9--	253000	---	OTHER EXPENDITURES	1,130.00	200.00	740.00	65.49	0.00	390.00	390.00
10	E	---	---	253000	---	OPERATION	1,512,043.00	119,042.57	1,377,455.70	91.10	38,186.62	96,400.68	134,587.30
10	E	---	1--	254000	---	SALARIES	38,584.00	3,660.00	38,520.27	99.83	0.00	63.73	63.73
10	E	---	2--	254000	---	EMPLOYEE BENEFITS	28,362.00	2,195.26	23,709.23	83.60	0.00	4,652.77	4,652.77
10	E	---	3--	254000	---	PURCHASED SERVICES	468,600.00	1,481.93	940,404.93	200.68	34,405.24	506,210.17-	471,804.93-
10	E	---	4--	254000	---	NON-CAPITAL OBJECTS	46,325.00	2,556.78	57,143.50	123.35	7,172.48	17,990.98-	10,818.50-
10	E	---	5--	254000	---	CAPITAL OBJECTS	85,900.00	139.50	84,650.43	98.55	534.15	715.42	1,249.57
10	E	---	9--	254000	---	OTHER EXPENDITURES	1,800.00	0.00	10.00	0.56	0.00	1,790.00	1,790.00
10	E	---	---	254000	---	MAINTENANCE	669,571.00	10,033.47	1,144,438.36	170.92	42,111.87	516,979.23-	474,867.36-
10	E	---	4--	254100	---	NON-CAPITAL OBJECTS	0.00	0.00	58.80	0.00	0.00	58.80-	58.80-
10	E	---	---	254100	---	DIRECTION OF MAINTENANCE	0.00	0.00	58.80	0.00	0.00	58.80-	58.80-

Fd	T	Loc	Obj	Func	Prj	Obj	2018-19	May 2018-19	2018-19	2018-19	Encumbered	Unencumbered	Unexpended
							Revised Budget	Monthly Activity	FYTD Activity	FYTD %	Amount	Balance	Balance
10	E	---	3--	254200	---	PURCHASED SERVICES	0.00	0.00	7,290.63	0.00	0.00	7,290.63-	7,290.63-
10	E	---	---	254200	---	SITE REPAIRS	0.00	0.00	7,290.63	0.00	0.00	7,290.63-	7,290.63-
10	E	---	3--	254300	---	PURCHASED SERVICES	0.00	730.00	4,459.67	0.00	0.00	4,459.67-	4,459.67-
10	E	---	4--	254300	---	NON-CAPITAL OBJECTS	0.00	25.24	922.73	0.00	0.00	922.73-	922.73-
10	E	---	---	254300	---	BUILDING REPAIRS	0.00	755.24	5,382.40	0.00	0.00	5,382.40-	5,382.40-
10	E	---	3--	254490	---	PURCHASED SERVICES	0.00	0.00	151.95	0.00	0.00	151.95-	151.95-
10	E	---	---	254490	---	OTHER EQUIPMENT REPAIRS	0.00	0.00	151.95	0.00	0.00	151.95-	151.95-
10	E	---	3--	254500	---	PURCHASED SERVICES	0.00	0.00	500.00	0.00	0.00	500.00-	500.00-
10	E	---	---	254500	---	VEHICLE MAINTENANCE	0.00	0.00	500.00	0.00	0.00	500.00-	500.00-
10	E	---	3--	255000	---	PURCHASED SERVICES	0.00	135.00	6,258.35	0.00	0.00	6,258.35-	6,258.35-
10	E	---	5--	255000	---	CAPITAL OBJECTS	0.00	0.00	55,611.84	0.00	0.00	55,611.84-	55,611.84-
10	E	---	9--	255000	---	OTHER EXPENDITURES	0.00	0.00	315.00	0.00	0.00	315.00-	315.00-
10	E	---	---	255000	---	FACILITY ACQUISITION/REM	0.00	135.00	62,185.19	0.00	0.00	62,185.19-	62,185.19-
10	E	---	3--	256710	---	PURCHASED SERVICES	997,014.00	217,057.20	870,321.00	87.29	0.00	126,693.00	126,693.00
10	E	---	---	256710	---	CONTR TRANSPORTATION-FLE	997,014.00	217,057.20	870,321.00	87.29	0.00	126,693.00	126,693.00
10	E	---	3--	256720	---	PURCHASED SERVICES	10,000.00	4,281.87	12,503.71	125.04	0.00	2,503.71-	2,503.71-
10	E	---	---	256720	---	SHUTTLE SERVICE	10,000.00	4,281.87	12,503.71	125.04	0.00	2,503.71-	2,503.71-
10	E	---	3--	256741	---	PURCHASED SERVICES	20,000.00	9,185.52	18,034.99	90.17	0.00	1,965.01	1,965.01
10	E	---	---	256741	---	OTHER CO-CURRICULAR TRAV	20,000.00	9,185.52	18,034.99	90.17	0.00	1,965.01	1,965.01
10	E	---	3--	256742	---	PURCHASED SERVICES	99,840.00	31,694.27	100,833.52	101.00	0.00	993.52-	993.52-
10	E	---	---	256742	---	ATHLETIC TRANSPORTATION	99,840.00	31,694.27	100,833.52	101.00	0.00	993.52-	993.52-
10	E	---	3--	256770	---	PURCHASED SERVICES	28,000.00	10,292.63	24,022.46	85.79	0.00	3,977.54	3,977.54
10	E	---	---	256770	---	FIELD TRIPS	28,000.00	10,292.63	24,022.46	85.79	0.00	3,977.54	3,977.54
10	E	---	2--	259000	---	EMPLOYEE BENEFITS	0.00	2,316.80	35,804.00	0.00	0.00	35,804.00-	35,804.00-
10	E	---	---	259000	---	OTHER BUSINESS ADMINISTR	0.00	2,316.80	35,804.00	0.00	0.00	35,804.00-	35,804.00-
10	E	---	3--	260000	---	PURCHASED SERVICES	171,600.00	8,873.57	143,718.20	83.75	382.72	27,499.08	27,881.80
10	E	---	4--	260000	---	NON-CAPITAL OBJECTS	29,000.00	284.53	28,559.16	98.48	13.85	426.99	440.84
10	E	---	---	260000	---	CENTRAL SERVICES	200,600.00	9,158.10	172,277.36	85.88	396.57	27,926.07	28,322.64

Fd	T	Loc	Obj	Func	Prj	Obj	2018-19	May 2018-19	2018-19	2018-19	Encumbered	Unencumbered	Unexpended
							Revised Budget	Monthly Activity	FYTD Activity	FYTD %	Amount	Balance	Balance
10	E	---	7--	270000	---	INSURANCE AND JUDGEMENTS	190,000.00	16,490.22	171,466.93	90.25	0.00	18,533.07	18,533.07
10	E	---	---	270000	---	INSURANCE AND JUDGMENTS	190,000.00	16,490.22	171,466.93	90.25	0.00	18,533.07	18,533.07
10	E	---	6--	280000	---	DEBT REITREMENT	7,500.00	0.00	8,174.67	109.00	0.00	674.67-	674.67-
10	E	---	---	280000	---	DEBT SERVICES	7,500.00	0.00	8,174.67	109.00	0.00	674.67-	674.67-
10	E	---	3--	292000	---	PURCHASED SERVICES	3,920.00	980.00	3,920.00	100.00	0.00	0.00	0.00
10	E	---	---	292000	---	CESA GENERAL ADMINISTRAT	3,920.00	980.00	3,920.00	100.00	0.00	0.00	0.00
10	E	---	3--	295000	---	PURCHASED SERVICES	0.00	0.00	0.00	0.00	2,718.00	2,718.00-	0.00
10	E	---	---	295000	---	ADMINISTRATIVE TECHNOLOG	0.00	0.00	0.00	0.00	2,718.00	2,718.00-	0.00
10	E	---	3--	299000	---	PURCHASED SERVICES	0.00	90.00	790.88	0.00	0.00	790.88-	790.88-
10	E	---	---	299000	---	MISCELLANEOUS	0.00	90.00	790.88	0.00	0.00	790.88-	790.88-
10	E	---	---	2-----	---	SUPPORT SERVICES	7,915,832.00	781,292.82	7,674,974.77	96.96	123,392.88	117,464.35	240,857.23
10	E	---	8--	410000	---	OPERATING TRANSFER - OUT	6,177,295.00	0.00	0.00	0.00	0.00	6,177,295.00	6,177,295.00
10	E	---	---	410000	---	INTERFUND OPERATING TRAN	6,177,295.00	0.00	0.00	0.00	0.00	6,177,295.00	6,177,295.00
10	E	---	3--	435000	---	PURCHASED SERVICES	375,000.00	0.00	0.00	0.00	0.00	375,000.00	375,000.00
10	E	---	---	435000	---	OPEN ENROLLMENT PAYMENTS	375,000.00	0.00	0.00	0.00	0.00	375,000.00	375,000.00
10	E	---	3--	438000	---	PURCHASED SERVICES	125,510.00	0.00	0.00	0.00	0.00	125,510.00	125,510.00
10	E	---	---	438000	---	GENERAL AID REDUCTION	125,510.00	0.00	0.00	0.00	0.00	125,510.00	125,510.00
10	E	---	9--	490000	---	OTHER EXPENDITURES	0.00	0.00	612.53	0.00	0.00	612.53-	612.53-
10	E	---	---	490000	---	OTHER NON-PROGRAM TRANSA	0.00	0.00	612.53	0.00	0.00	612.53-	612.53-
10	E	---	---	4-----	---	NON-PROGRAM TRANSACTIONS	6,677,805.00	0.00	612.53	0.01	0.00	6,677,192.47	6,677,192.47
10	-	---	---	-----	---	GENERAL FUND	26,295,468.00	1,809,848.55	16,600,224.65	63.13	219,679.01	9,475,564.34	9,695,243.35

Fd	T	Loc	Obj	Func	Prj	Obj	2018-19	May 2018-19	2018-19	2018-19	Encumbered	Unencumbered	Unexpended
							Revised Budget	Monthly Activity	FYTD Activity	FYTD %	Amount	Balance	Balance
21	E	---	3--	110000	---	PURCHASED SERVICES	0.00	0.00	685.00	0.00	0.00	685.00-	685.00-
21	E	---	4--	110000	---	NON-CAPITAL OBJECTS	0.00	0.00	1,402.97	0.00	45.62	1,448.59-	1,402.97-
21	E	---	---	110000	---	UNDIFFERENTIATED CURRICU	0.00	0.00	2,087.97	0.00	45.62	2,133.59-	2,087.97-
21	E	---	4--	121000	---	NON-CAPITAL OBJECTS	0.00	0.00	126.59	0.00	0.00	126.59-	126.59-
21	E	---	---	121000	---	ART	0.00	0.00	126.59	0.00	0.00	126.59-	126.59-
21	E	---	4--	123219	---	NON-CAPITAL OBJECTS	0.00	0.00	271.24	0.00	0.00	271.24-	271.24-
21	E	---	---	123219	---	SPANISH	0.00	0.00	271.24	0.00	0.00	271.24-	271.24-
21	E	---	4--	125400	---	NON-CAPITAL OBJECTS	0.00	0.00	0.00	0.00	109.99	109.99-	0.00
21	E	---	---	125400	---	VOCAL MUSIC	0.00	0.00	0.00	0.00	109.99	109.99-	0.00
21	E	---	4--	127000	---	NON-CAPITAL OBJECTS	0.00	0.00	360.00	0.00	0.00	360.00-	360.00-
21	E	---	---	127000	---	SOCIAL SCIENCE	0.00	0.00	360.00	0.00	0.00	360.00-	360.00-
21	E	---	4--	129100	---	NON-CAPITAL OBJECTS	0.00	0.00	235.99	0.00	0.00	235.99-	235.99-
21	E	---	---	129100	---	CAREER DEVELOPMENT - MAS	0.00	0.00	235.99	0.00	0.00	235.99-	235.99-
21	E	---	5--	131000	---	CAPITAL OBJECTS	0.00	0.00	2,629.55	0.00	0.00	2,629.55-	2,629.55-
21	E	---	---	131000	---	AGRICULTURE	0.00	0.00	2,629.55	0.00	0.00	2,629.55-	2,629.55-
21	E	---	4--	158700	---	NON-CAPITAL OBJECTS	0.00	0.00	276.00	0.00	0.00	276.00-	276.00-
21	E	---	5--	158700	---	CAPITAL OBJECTS	0.00	0.00	716.10	0.00	0.00	716.10-	716.10-
21	E	---	---	158700	---	CROSS CATEGORICAL	0.00	0.00	992.10	0.00	0.00	992.10-	992.10-
21	E	---	4--	172000	---	NON-CAPITAL OBJECTS	0.00	0.00	0.00	0.00	1,470.00	1,470.00-	0.00
21	E	---	---	172000	---	GIFTED AND TALENTED	0.00	0.00	0.00	0.00	1,470.00	1,470.00-	0.00
21	E	---	---	1-----	---	INSTRUCTION	0.00	0.00	6,703.44	0.00	1,625.61	8,329.05-	6,703.44-
21	E	---	5--	222200	---	CAPITAL OBJECTS	0.00	1,000.00	1,000.00	0.00	0.00	1,000.00-	1,000.00-
21	E	---	---	222200	---	SCHOOL LIBRARY	0.00	1,000.00	1,000.00	0.00	0.00	1,000.00-	1,000.00-
21	E	---	1--	240000	---	SALARIES	0.00	0.00	586.69	0.00	0.00	586.69-	586.69-
21	E	---	2--	240000	---	EMPLOYEE BENEFITS	0.00	0.00	82.55	0.00	0.00	82.55-	82.55-
21	E	---	3--	240000	---	PURCHASED SERVICES	0.00	2,230.00	659,077.50	0.00	4,470.00	663,547.50-	659,077.50-
21	E	---	4--	240000	---	NON-CAPITAL OBJECTS	0.00	4,718.50	116,361.24	0.00	0.00	116,361.24-	116,361.24-
21	E	---	5--	240000	---	CAPITAL OBJECTS	0.00	1,076.80	23,077.56	0.00	0.00	23,077.56-	23,077.56-
21	E	---	9--	240000	---	OTHER EXPENDITURES	0.00	1,730.50	21,394.50	0.00	0.00	21,394.50-	21,394.50-

Fd	T	Loc	Obj	Func	Prj	Obj	2018-19	May 2018-19	2018-19	2018-19	Encumbered	Unencumbered	Unexpended
							Revised Budget	Monthly Activity	FYTD Activity	FYTD %	Amount	Balance	Balance
21	E	---	---	240000	---	BUILDING ADMINISTRATION	0.00	9,755.80	820,580.04	0.00	4,470.00	825,050.04-	820,580.04-
21	E	---	---	2-----	---	SUPPORT SERVICES	0.00	10,755.80	821,580.04	0.00	4,470.00	826,050.04-	821,580.04-
21	E	---	4--	500000	---	NON-CAPITAL OBJECTS	0.00	0.00	247.34	0.00	0.00	247.34-	247.34-
21	E	---	---	500000	---	DISTRICT WIDE	0.00	0.00	247.34	0.00	0.00	247.34-	247.34-
21	E	---	---	5-----	---	DISTRICT WIDE	0.00	0.00	247.34	0.00	0.00	247.34-	247.34-
21	-	---	---	-----	---	GIFT FUND	0.00	10,755.80	828,530.82	0.00	6,095.61	834,626.43-	828,530.82-

Fd	T	Loc	Obj	Func	Prj	Obj	2018-19	May 2018-19	2018-19	2018-19	Encumbered	Unencumbered	Unexpended
							Revised Budget	Monthly Activity	FYTD Activity	FYTD %	Amount	Balance	Balance
27	E	---	1--	152000	---	SALARIES	125,450.00	12,094.18	95,518.30	76.14	0.00	29,931.70	29,931.70
27	E	---	2--	152000	---	EMPLOYEE BENEFITS	62,199.00	5,198.53	45,033.60	72.40	0.00	17,165.40	17,165.40
27	E	---	3--	152000	---	PURCHASED SERVICES	500.00	13.68	593.56	118.71	0.00	93.56-	93.56-
27	E	---	4--	152000	---	NON-CAPITAL OBJECTS	6,000.00	371.80	12,842.79	214.05	328.72	7,171.51-	6,842.79-
27	E	---	5--	152000	---	CAPITAL OBJECTS	1,000.00	0.00	6,408.00	640.80	0.00	5,408.00-	5,408.00-
27	E	---	9--	152000	---	OTHER EXPENDITURES	0.00	0.00	428.00	0.00	0.00	428.00-	428.00-
27	E	---	---	152000	---	EARLY CHILDHOOD	195,149.00	17,678.19	160,824.25	82.41	328.72	33,996.03	34,324.75
27	E	---	1--	156110	---	SALARIES	29,820.00	3,477.02	27,705.34	92.91	0.00	2,114.66	2,114.66
27	E	---	2--	156110	---	EMPLOYEE BENEFITS	13,741.00	1,503.33	13,043.12	94.92	0.00	697.88	697.88
27	E	---	5--	156110	---	CAPITAL OBJECTS	3,000.00	0.00	0.00	0.00	0.00	3,000.00	3,000.00
27	E	---	---	156110	---	HEARING IMPAIRMENT	46,561.00	4,980.35	40,748.46	87.52	0.00	5,812.54	5,812.54
27	E	---	1--	156600	---	SALARIES	172,628.00	19,335.68	184,145.04	106.67	0.00	11,517.04-	11,517.04-
27	E	---	2--	156600	---	EMPLOYEE BENEFITS	91,699.00	8,046.77	73,636.32	80.30	0.00	18,062.68	18,062.68
27	E	---	3--	156600	---	PURCHASED SERVICES	0.00	210.15	262.80	0.00	0.00	262.80-	262.80-
27	E	---	4--	156600	---	NON-CAPITAL OBJECTS	4,000.00	21.43	6,357.22	158.93	287.20	2,644.42-	2,357.22-
27	E	---	9--	156600	---	OTHER EXPENDITURES	500.00	270.00	523.00	104.60	0.00	23.00-	23.00-
27	E	---	---	156600	---	SPEECH/LANGUAGE	268,827.00	27,884.03	264,924.38	98.55	287.20	3,615.42	3,902.62
27	E	---	5--	156700	---	CAPITAL OBJECTS	2,000.00	0.00	0.00	0.00	0.00	2,000.00	2,000.00
27	E	---	---	156700	---	VISUALLY IMPAIRED	2,000.00	0.00	0.00	0.00	0.00	2,000.00	2,000.00
27	E	---	4--	158200	---	NON-CAPITAL OBJECTS	0.00	0.00	15.88	0.00	0.00	15.88-	15.88-
27	E	---	9--	158200	---	OTHER EXPENDITURES	0.00	100.00	2,100.00	0.00	0.00	2,100.00-	2,100.00-
27	E	---	---	158200	---	LEARNING DISABILITIES	0.00	100.00	2,115.88	0.00	0.00	2,115.88-	2,115.88-
27	E	---	1--	158700	---	SALARIES	1,175,714.00	98,004.20	858,332.90	73.01	0.00	317,381.10	317,381.10
27	E	---	2--	158700	---	EMPLOYEE BENEFITS	626,490.00	45,965.94	411,993.06	65.76	0.00	214,496.94	214,496.94
27	E	---	3--	158700	---	PURCHASED SERVICES	11,000.00	539.33	11,105.65	100.96	20.00	125.65-	105.65-
27	E	---	4--	158700	---	NON-CAPITAL OBJECTS	87,000.00	3,102.43	61,931.57	71.19	751.63	24,316.80	25,068.43
27	E	---	5--	158700	---	CAPITAL OBJECTS	19,000.00	0.00	1,539.81	8.10	0.00	17,460.19	17,460.19
27	E	---	9--	158700	---	OTHER EXPENDITURES	0.00	0.00	1,140.50	0.00	0.00	1,140.50-	1,140.50-
27	E	---	---	158700	---	CROSS CATEGORICAL	1,919,204.00	147,611.90	1,346,043.49	70.14	771.63	572,388.88	573,160.51
27	E	---	4--	158777	---	NON-CAPITAL OBJECTS	0.00	0.00	1,157.20	0.00	0.00	1,157.20-	1,157.20-
27	E	---	---	158777	---	RVA CROSS CATEGORICAL	0.00	0.00	1,157.20	0.00	0.00	1,157.20-	1,157.20-
27	E	---	1--	159180	---	SALARIES	605,850.00	80,392.88	622,479.54	102.74	0.00	16,629.54-	16,629.54-
27	E	---	2--	159180	---	EMPLOYEE BENEFITS	369,805.00	41,729.89	359,351.09	97.17	0.00	10,453.91	10,453.91

Fd	T	Loc	Obj	Func	Prj	Obj	2018-19	May 2018-19	2018-19	2018-19	Encumbered	Unencumbered	Unexpended
							Revised Budget	Monthly Activity	FYTD Activity	FYTD %	Amount	Balance	Balance
27	E	---	---	159180	---	CROSS CATEGORICAL - ASST	975,655.00	122,122.77	981,830.63	100.63	0.00	6,175.63-	6,175.63-
27	E	---	1--	159300	---	SALARIES	19,290.00	2,074.18	18,667.41	96.77	0.00	622.59	622.59
27	E	---	2--	159300	---	EMPLOYEE BENEFITS	10,428.00	1,076.97	9,718.76	93.20	0.00	709.24	709.24
27	E	---	---	159300	---	ADAPTIVE PHY ED	29,718.00	3,151.15	28,386.17	95.52	0.00	1,331.83	1,331.83
27	E	---	---	1-----	---	INSTRUCTION	3,437,114.00	323,528.39	2,826,030.46	82.22	1,387.55	609,695.99	611,083.54
27	E	---	1--	212000	---	SALARIES	91,350.00	7,612.52	67,256.10	73.62	0.00	24,093.90	24,093.90
27	E	---	2--	212000	---	EMPLOYEE BENEFITS	23,614.00	3,572.48	25,205.06	106.74	0.00	1,591.06-	1,591.06-
27	E	---	---	212000	---	SOCIAL WORK	114,964.00	11,185.00	92,461.16	80.43	0.00	22,502.84	22,502.84
27	E	---	1--	215000	---	SALARIES	0.00	5,920.84	65,129.16	0.00	0.00	65,129.16-	65,129.16-
27	E	---	2--	215000	---	EMPLOYEE BENEFITS	0.00	2,646.50	29,167.11	0.00	0.00	29,167.11-	29,167.11-
27	E	---	3--	215000	---	PURCHASED SERVICES	500.00	0.00	0.00	0.00	0.00	500.00	500.00
27	E	---	4--	215000	---	NON-CAPITAL OBJECTS	5,000.00	0.00	390.08	7.80	0.00	4,609.92	4,609.92
27	E	---	9--	215000	---	OTHER EXPENDITURES	10,000.00	0.00	0.00	0.00	0.00	10,000.00	10,000.00
27	E	---	---	215000	---	PSYCHOLOGICAL SERVICES	15,500.00	8,567.34	94,686.35	610.88	0.00	79,186.35-	79,186.35-
27	E	---	1--	218100	---	SALARIES	97,501.00	9,041.78	76,455.95	78.42	0.00	21,045.05	21,045.05
27	E	---	2--	218100	---	EMPLOYEE BENEFITS	57,667.00	5,215.30	47,216.20	81.88	0.00	10,450.80	10,450.80
27	E	---	3--	218100	---	PURCHASED SERVICES	1,000.00	0.00	11,403.25	1,140.33	0.00	10,403.25-	10,403.25-
27	E	---	4--	218100	---	NON-CAPITAL OBJECTS	3,000.00	0.00	3,267.14	108.90	0.00	267.14-	267.14-
27	E	---	5--	218100	---	CAPITAL OBJECTS	0.00	0.00	470.96	0.00	0.00	470.96-	470.96-
27	E	---	9--	218100	---	OTHER EXPENDITURES	0.00	0.00	410.00	0.00	0.00	410.00-	410.00-
27	E	---	---	218100	---	OCCUPATIONAL THERAPY	159,168.00	14,257.08	139,223.50	87.47	0.00	19,944.50	19,944.50
27	E	---	1--	218200	---	SALARIES	63,977.00	5,331.34	48,108.52	75.20	0.00	15,868.48	15,868.48
27	E	---	2--	218200	---	EMPLOYEE BENEFITS	31,987.00	2,560.76	23,097.20	72.21	0.00	8,889.80	8,889.80
27	E	---	3--	218200	---	PURCHASED SERVICES	1,000.00	0.00	181.80	18.18	0.00	818.20	818.20
27	E	---	4--	218200	---	NON-CAPITAL OBJECTS	3,000.00	268.00	4,928.30	164.28	19.01	1,947.31-	1,928.30-
27	E	---	5--	218200	---	CAPITAL OBJECTS	8,000.00	0.00	6,075.39	75.94	397.45	1,527.16	1,924.61
27	E	---	---	218200	---	PHYSICAL THERAPY	107,964.00	8,160.10	82,391.21	76.31	416.46	25,156.33	25,572.79
27	E	---	3--	221000	---	PURCHASED SERVICES	10,000.00	0.00	0.00	0.00	0.00	10,000.00	10,000.00
27	E	---	---	221000	---	IMPROVEMENT OF INSTRUCTI	10,000.00	0.00	0.00	0.00	0.00	10,000.00	10,000.00
27	E	---	4--	221200	---	NON-CAPITAL OBJECTS	3,000.00	0.00	0.00	0.00	0.00	3,000.00	3,000.00
27	E	---	---	221200	---	CURRICULUM DEVELOPMENT	3,000.00	0.00	0.00	0.00	0.00	3,000.00	3,000.00

Fd	T	Loc	Obj	Func	Prj	Obj	2018-19	May 2018-19	2018-19	2018-19	Encumbered	Unencumbered	Unexpended
							Revised Budget	Monthly Activity	FYTD Activity	FYTD %	Amount	Balance	Balance
27	E	---	1--	221222	---	SALARIES	325,000.00	26,708.40	293,791.60	90.40	0.00	31,208.40	31,208.40
27	E	---	2--	221222	---	EMPLOYEE BENEFITS	115,000.00	9,353.98	103,142.31	89.69	0.00	11,857.69	11,857.69
27	E	---	3--	221222	---	PURCHASED SERVICES	0.00	3,943.75	23,137.50	0.00	0.00	23,137.50-	23,137.50-
27	E	---	4--	221222	---	NON-CAPITAL OBJECTS	0.00	0.00	709.95	0.00	0.00	709.95-	709.95-
27	E	---	---	221222	---	RVA CURRICULUM DEVELOPME	440,000.00	40,006.13	420,781.36	95.63	0.00	19,218.64	19,218.64
27	E	---	1--	221300	---	SALARIES	0.00	459.53	32,512.73	0.00	0.00	32,512.73-	32,512.73-
27	E	---	2--	221300	---	EMPLOYEE BENEFITS	0.00	1,347.12	31,987.20	0.00	12,000.00	43,987.20-	31,987.20-
27	E	---	3--	221300	---	PURCHASED SERVICES	26,000.00	280.36	15,774.44	60.67	0.00	10,225.56	10,225.56
27	E	---	4--	221300	---	NON-CAPITAL OBJECTS	3,000.00	0.00	841.08	28.04	0.00	2,158.92	2,158.92
27	E	---	---	221300	---	INSTRUCTIONAL STAFF TRAI	29,000.00	2,087.01	81,115.45	279.71	12,000.00	64,115.45-	52,115.45-
27	E	---	1--	223300	---	SALARIES	104,479.00	8,706.60	96,479.85	92.34	0.00	7,999.15	7,999.15
27	E	---	2--	223300	---	EMPLOYEE BENEFITS	25,512.00	2,029.34	22,498.17	88.19	0.00	3,013.83	3,013.83
27	E	---	3--	223300	---	PURCHASED SERVICES	1,000.00	60.00	5,595.00	559.50	0.00	4,595.00-	4,595.00-
27	E	---	4--	223300	---	NON-CAPITAL OBJECTS	8,908.00	69.88	3,655.85	41.04	0.00	5,252.15	5,252.15
27	E	---	9--	223300	---	OTHER EXPENDITURES	0.00	0.00	30.00	0.00	0.00	30.00-	30.00-
27	E	---	---	223300	---	SUP/COOR EXCEPTIONAL EDU	139,899.00	10,865.82	128,258.87	91.68	0.00	11,640.13	11,640.13
27	E	---	3--	223900	---	PURCHASED SERVICES	0.00	0.00	96.00	0.00	0.00	96.00-	96.00-
27	E	---	---	223900	---	SUPERVISION AND COORD-OT	0.00	0.00	96.00	0.00	0.00	96.00-	96.00-
27	E	---	1--	252000	---	SALARIES	29,994.00	2,728.69	27,932.85	93.13	0.00	2,061.15	2,061.15
27	E	---	2--	252000	---	EMPLOYEE BENEFITS	27,249.00	2,111.76	22,247.02	81.64	0.00	5,001.98	5,001.98
27	E	---	---	252000	---	FISCAL	57,243.00	4,840.45	50,179.87	87.66	0.00	7,063.13	7,063.13
27	E	---	3--	254490	---	PURCHASED SERVICES	0.00	0.00	40.00	0.00	0.00	40.00-	40.00-
27	E	---	4--	254490	---	NON-CAPITAL OBJECTS	7,500.00	0.00	0.00	0.00	0.00	7,500.00	7,500.00
27	E	---	---	254490	---	OTHER EQUIPMENT REPAIRS	7,500.00	0.00	40.00	0.53	0.00	7,460.00	7,460.00
27	E	---	3--	255400	---	PURCHASED SERVICES	0.00	0.00	8,765.43	0.00	0.00	8,765.43-	8,765.43-
27	E	---	---	255400	---	RENTAL IN LIEU OF PURCHA	0.00	0.00	8,765.43	0.00	0.00	8,765.43-	8,765.43-
27	E	---	1--	256251	---	SALARIES	45,410.00	7,675.20	54,842.83	120.77	0.00	9,432.83-	9,432.83-
27	E	---	2--	256251	---	EMPLOYEE BENEFITS	52,029.00	4,528.38	43,270.58	83.17	0.00	8,758.42	8,758.42
27	E	---	3--	256251	---	PURCHASED SERVICES	31,000.00	4,545.96	34,831.04	112.36	0.00	3,831.04-	3,831.04-
27	E	---	4--	256251	---	NON-CAPITAL OBJECTS	500.00	35.97	2,967.12	593.42	0.00	2,467.12-	2,467.12-
27	E	---	5--	256251	---	CAPITAL OBJECTS	85,000.00	0.00	104,365.00	122.78	105,490.00	124,855.00-	19,365.00-
27	E	---	---	256251	---	RESIDENT SP ED TRANSPORT	213,939.00	16,785.51	240,276.57	112.31	105,490.00	131,827.57-	26,337.57-

Fd	T	Loc	Obj	Func	Prj	Obj	2018-19	May 2018-19	2018-19	2018-19	Encumbered	Unencumbered	Unexpended
							Revised Budget	Monthly Activity	FYTD Activity	FYTD %	Amount	Balance	Balance
27	E	---	3--	256751	---	PURCHASED SERVICES	0.00	319.00	345.33	0.00	0.00	345.33-	345.33-
27	E	---	---	256751	---	RESIDENT SP ED TRANSPORT	0.00	319.00	345.33	0.00	0.00	345.33-	345.33-
27	E	---	3--	256770	---	PURCHASED SERVICES	3,300.00	342.16	3,589.33	108.77	0.00	289.33-	289.33-
27	E	---	---	256770	---	FIELD TRIPS	3,300.00	342.16	3,589.33	108.77	0.00	289.33-	289.33-
27	E	---	2--	259000	---	EMPLOYEE BENEFITS	0.00	579.20	8,951.00	0.00	0.00	8,951.00-	8,951.00-
27	E	---	---	259000	---	OTHER BUSINESS ADMINISTR	0.00	579.20	8,951.00	0.00	0.00	8,951.00-	8,951.00-
27	E	---	---	2-----	---	SUPPORT SERVICES	1,301,477.00	117,994.80	1,351,161.43	103.82	117,906.46	167,590.89-	49,684.43-
27	E	---	3--	436000	---	PURCHASED SERVICES	86,286.00	11,537.25	113,006.29	130.97	0.00	26,720.29-	26,720.29-
27	E	---	---	436000	---	SPECIAL EDUCATION PAYMEN	86,286.00	11,537.25	113,006.29	130.97	0.00	26,720.29-	26,720.29-
27	E	---	---	4-----	---	NON-PROGRAM TRANSACTIONS	86,286.00	11,537.25	113,006.29	130.97	0.00	26,720.29-	26,720.29-
27	-	---	---	-----	---	SPECIAL EDUCATION FUND	4,824,877.00	453,060.44	4,290,198.18	88.92	119,294.01	415,384.81	534,678.82

Fd	T	Loc	Obj	Func	Prj	Obj	2018-19	May 2018-19	2018-19	2018-19	Encumbered	Unencumbered	Unexpended
							Revised Budget	Monthly Activity	FYTD Activity	FYTD %	Amount	Balance	Balance
38	E	---	6--	282000	---	DEBT REITREMENT	178,105.00	0.00	178,105.00	100.00	0.00	0.00	0.00
38	E	---	---	282000	---	REFINANCING	178,105.00	0.00	178,105.00	100.00	0.00	0.00	0.00
38	E	---	---	2-----	---	SUPPORT SERVICES	178,105.00	0.00	178,105.00	100.00	0.00	0.00	0.00
38	-	---	---	-----	---	Non-Referendum Debt Serv	178,105.00	0.00	178,105.00	100.00	0.00	0.00	0.00

Fd	T	Loc	Obj	Func	Prj	Obj	2018-19	May 2018-19	2018-19	2018-19	Encumbered	Unencumbered	Unexpended
							Revised Budget	Monthly Activity	FYTD Activity	FYTD %	Amount	Balance	Balance
39	E	---	6--	281000	---	DEBT REITREMENT	466,400.00	0.00	466,400.00	100.00	0.00	0.00	0.00
39	E	---	---	281000	---	LONG-TERM CAPITAL DEBT	466,400.00	0.00	466,400.00	100.00	0.00	0.00	0.00
39	E	---	---	2-----	---	SUPPORT SERVICES	466,400.00	0.00	466,400.00	100.00	0.00	0.00	0.00
39	-	---	---	-----	---	REFERENDUM APPROVED DEBT	466,400.00	0.00	466,400.00	100.00	0.00	0.00	0.00

Fd	T	Loc	Obj	Func	Prj	Obj	2018-19	May 2018-19	2018-19	2018-19	Encumbered	Unencumbered	Unexpended
							Revised Budget	Monthly Activity	FYTD Activity	FYTD %	Amount	Balance	Balance
50	E	---	1--	257000	---	SALARIES	0.00	13,402.90	13,402.90	0.00	0.00	13,402.90-	13,402.90-
50	E	---	2--	257000	---	EMPLOYEE BENEFITS	0.00	7,438.47	7,438.47	0.00	0.00	7,438.47-	7,438.47-
50	E	---	3--	257000	---	PURCHASED SERVICES	1,170,685.00	4,135.54	908,712.90	77.62	0.00	261,972.10	261,972.10
50	E	---	5--	257000	---	CAPITAL OBJECTS	0.00	0.00	69,294.00	0.00	0.00	69,294.00-	69,294.00-
50	E	---	---	257000	---	FOOD SERVICES	1,170,685.00	24,976.91	998,848.27	85.32	0.00	171,836.73	171,836.73
50	E	---	---	2-----	---	SUPPORT SERVICES	1,170,685.00	24,976.91	998,848.27	85.32	0.00	171,836.73	171,836.73
50	-	---	---	-----	---	FOOD SERVICE FUND	1,170,685.00	24,976.91	998,848.27	85.32	0.00	171,836.73	171,836.73

Fd	T	Loc	Obj	Func	Prj	Obj	2018-19	May 2018-19	2018-19	2018-19	Encumbered	Unencumbered	Unexpended
							Revised Budget	Monthly Activity	FYTD Activity	FYTD %	Amount	Balance	Balance
72	E	---	9--	420000	---	OTHER EXPENDITURES	0.00	0.00	49,525.10	0.00	0.00	49,525.10-	49,525.10-
72	E	---	---	420000	---	TRUST FUND AWARD/SCHOLAR	0.00	0.00	49,525.10	0.00	0.00	49,525.10-	49,525.10-
72	E	---	---	4-----	---	NON-PROGRAM TRANSACTIONS	0.00	0.00	49,525.10	0.00	0.00	49,525.10-	49,525.10-
72	-	---	---	-----	---	PRIVATE PURPOSE (SCHOLAR	0.00	0.00	49,525.10	0.00	0.00	49,525.10-	49,525.10-

Fd	T	Loc	Obj	Func	Prj	Obj	2018-19	May 2018-19	2018-19	2018-19	Encumbered	Unencumbered	Unexpended
							Revised Budget	Monthly Activity	FYTD Activity	FYTD %	Amount	Balance	Balance
80	E	---	3--	219000	---	PURCHASED SERVICES	48,000.00	0.00	0.00	0.00	0.00	48,000.00	48,000.00
80	E	---	---	219000	---	OTHER PUPIL SERVICES	48,000.00	0.00	0.00	0.00	0.00	48,000.00	48,000.00
80	E	---	1--	229000	---	SALARIES	0.00	1,009.83	7,698.97	0.00	0.00	7,698.97-	7,698.97-
80	E	---	2--	229000	---	EMPLOYEE BENEFITS	0.00	80.45	628.23	0.00	0.00	628.23-	628.23-
80	E	---	3--	229000	---	PURCHASED SERVICES	500.00	0.00	0.00	0.00	0.00	500.00	500.00
80	E	---	---	229000	---	OTHER INSTRUCTIONAL STAF	500.00	1,090.28	8,327.20	1,665.44	0.00	7,827.20-	7,827.20-
80	E	---	1--	230000	---	SALARIES	12,500.00	0.00	1,324.49	10.60	0.00	11,175.51	11,175.51
80	E	---	2--	230000	---	EMPLOYEE BENEFITS	960.00	0.00	108.78	11.33	0.00	851.22	851.22
80	E	---	3--	230000	---	PURCHASED SERVICES	0.00	72.42	1,293.73	0.00	0.00	1,293.73-	1,293.73-
80	E	---	---	230000	---	GENERAL ADMINISTRATION	13,460.00	72.42	2,727.00	20.26	0.00	10,733.00	10,733.00
80	E	---	1--	240000	---	SALARIES	64,100.00	6,927.11	43,368.76	67.66	0.00	20,731.24	20,731.24
80	E	---	2--	240000	---	EMPLOYEE BENEFITS	12,825.00	391.38	1,610.12	12.55	0.00	11,214.88	11,214.88
80	E	---	3--	240000	---	PURCHASED SERVICES	34,500.00	3,036.83	24,540.52	71.13	0.00	9,959.48	9,959.48
80	E	---	4--	240000	---	NON-CAPITAL OBJECTS	4,200.00	201.99	3,992.36	95.06	456.99	249.35-	207.64
80	E	---	9--	240000	---	OTHER EXPENDITURES	450.00	0.00	800.00	177.78	0.00	350.00-	350.00-
80	E	---	---	240000	---	BUILDING ADMINISTRATION	116,075.00	10,557.31	74,311.76	64.02	456.99	41,306.25	41,763.24
80	E	---	4--	254000	---	NON-CAPITAL OBJECTS	10,000.00	1,901.89	3,411.12	34.11	0.00	6,588.88	6,588.88
80	E	---	5--	254000	---	CAPITAL OBJECTS	0.00	0.00	0.00	0.00	2,271.50	2,271.50-	0.00
80	E	---	---	254000	---	MAINTENANCE	10,000.00	1,901.89	3,411.12	34.11	2,271.50	4,317.38	6,588.88
80	E	---	3--	256741	---	PURCHASED SERVICES	0.00	3,353.42	5,426.18	0.00	0.00	5,426.18-	5,426.18-
80	E	---	---	256741	---	OTHER CO-CURRICULAR TRAV	0.00	3,353.42	5,426.18	0.00	0.00	5,426.18-	5,426.18-
80	E	---	3--	256742	---	PURCHASED SERVICES	24,000.00	3,723.64	20,898.63	87.08	0.00	3,101.37	3,101.37
80	E	---	---	256742	---	ATHLETIC TRANSPORTATION	24,000.00	3,723.64	20,898.63	87.08	0.00	3,101.37	3,101.37
80	E	---	3--	256770	---	PURCHASED SERVICES	500.00	0.00	0.00	0.00	0.00	500.00	500.00
80	E	---	---	256770	---	FIELD TRIPS	500.00	0.00	0.00	0.00	0.00	500.00	500.00
80	E	---	---	2-----	---	SUPPORT SERVICES	212,535.00	20,698.96	115,101.89	54.16	2,728.49	94,704.62	97,433.11
80	E	---	3--	310000	---	PURCHASED SERVICES	0.00	245.00	1,153.00	0.00	0.00	1,153.00-	1,153.00-
80	E	---	---	310000	---	COMMUNITY SRVCS - ADULT	0.00	245.00	1,153.00	0.00	0.00	1,153.00-	1,153.00-
80	E	---	1--	393000	---	SALARIES	45,000.00	4,368.12	32,424.30	72.05	0.00	12,575.70	12,575.70
80	E	---	2--	393000	---	EMPLOYEE BENEFITS	4,300.00	535.11	3,950.46	91.87	0.00	349.54	349.54

Fd	T	Loc	Obj	Func	Prj	Obj	2018-19	May 2018-19	2018-19	2018-19	Encumbered	Unencumbered	Unexpended
							Revised Budget	Monthly Activity	FYTD Activity	FYTD %	Amount	Balance	Balance
80	E	---	3--	393000	---	PURCHASED SERVICES	11,700.00	5,052.39	13,172.31	112.58	0.00	1,472.31-	1,472.31-
80	E	---	4--	393000	---	NON-CAPITAL OBJECTS	7,139.00	0.00	3,476.70	48.70	2,500.00	1,162.30	3,662.30
80	E	---	5--	393000	---	CAPITAL OBJECTS	0.00	0.00	2,589.71	0.00	0.00	2,589.71-	2,589.71-
80	E	---	9--	393000	---	OTHER EXPENDITURES	0.00	0.00	1,475.00	0.00	0.00	1,475.00-	1,475.00-
80	E	---	---	393000	---	RECREATION ATHLETIC COMM	68,139.00	9,955.62	57,088.48	83.78	2,500.00	8,550.52	11,050.52
80	E	---	---	3-----	---	COMMUNITY SERVICES	68,139.00	10,200.62	58,241.48	85.47	2,500.00	7,397.52	9,897.52
80	-	---	---	-----	---	COMMUNITY SERVICE FUND	280,674.00	30,899.58	173,343.37	61.76	5,228.49	102,102.14	107,330.63

Fd	T	Loc	Obj	Func	Prj	Obj	2018-19	May 2018-19	2018-19	2018-19	Encumbered	Unencumbered	Unexpended
							Revised Budget	Monthly Activity	FYTD Activity	FYTD %	Amount	Balance	Balance
99	E	---	1--	110000	---	SALARIES	176,000.00	7,422.93	65,044.98	36.96	0.00	110,955.02	110,955.02
99	E	---	2--	110000	---	EMPLOYEE BENEFITS	0.00	4,955.98	44,416.59	0.00	0.00	44,416.59-	44,416.59-
99	E	---	3--	110000	---	PURCHASED SERVICES	0.00	4,775.28	12,096.23	0.00	2,275.16	14,371.39-	12,096.23-
99	E	---	4--	110000	---	NON-CAPITAL OBJECTS	479,500.00	17,665.86	578,822.01	120.71	19,566.60	118,888.61-	99,322.01-
99	E	---	9--	110000	---	OTHER EXPENDITURES	0.00	1,939.00	23,839.52	0.00	0.00	23,839.52-	23,839.52-
99	E	---	---	110000	---	UNDIFFERENTIATED CURRICU	655,500.00	36,759.05	724,219.33	110.48	21,841.76	90,561.09-	68,719.33-
99	E	---	3--	129100	---	PURCHASED SERVICES	9,000.00	273.62	7,841.78	87.13	0.00	1,158.22	1,158.22
99	E	---	4--	129100	---	NON-CAPITAL OBJECTS	9,300.00	474.80	2,186.74	23.51	355.73	6,757.53	7,113.26
99	E	---	5--	129100	---	CAPITAL OBJECTS	16,700.00	0.00	16,730.85	100.18	0.00	30.85-	30.85-
99	E	---	---	129100	---	CAREER DEVELOPMENT - MAS	35,000.00	748.42	26,759.37	76.46	355.73	7,884.90	8,240.63
99	E	---	4--	161000	---	NON-CAPITAL OBJECTS	3,000.00	0.00	0.00	0.00	0.00	3,000.00	3,000.00
99	E	---	---	161000	---	CO-CURRICULAR ACADEMIC	3,000.00	0.00	0.00	0.00	0.00	3,000.00	3,000.00
99	E	---	4--	162000	---	NON-CAPITAL OBJECTS	5,000.00	0.00	0.00	0.00	0.00	5,000.00	5,000.00
99	E	---	---	162000	---	CO-CURRICULAR ATHLETICS	5,000.00	0.00	0.00	0.00	0.00	5,000.00	5,000.00
99	E	---	---	1-----	---	INSTRUCTION	698,500.00	37,507.47	750,978.70	107.51	22,197.49	74,676.19-	52,478.70-
99	E	---	1--	213000	---	SALARIES	0.00	8,520.76	90,194.98	0.00	0.00	90,194.98-	90,194.98-
99	E	---	2--	213000	---	EMPLOYEE BENEFITS	0.00	4,810.64	50,694.97	0.00	0.00	50,694.97-	50,694.97-
99	E	---	---	213000	---	PUPIL SERVICES - GUIDANC	0.00	13,331.40	140,889.95	0.00	0.00	140,889.95-	140,889.95-
99	E	---	1--	219000	---	SALARIES	0.00	240.00	3,560.00	0.00	0.00	3,560.00-	3,560.00-
99	E	---	2--	219000	---	EMPLOYEE BENEFITS	0.00	33.25	496.93	0.00	0.00	496.93-	496.93-
99	E	---	3--	219000	---	PURCHASED SERVICES	240,000.00	0.00	272,722.12	113.63	0.00	32,722.12-	32,722.12-
99	E	---	4--	219000	---	NON-CAPITAL OBJECTS	26,500.00	1,300.99	80,010.16	301.93	14,200.00	67,710.16-	53,510.16-
99	E	---	9--	219000	---	OTHER EXPENDITURES	0.00	820.00	6,670.67	0.00	0.00	6,670.67-	6,670.67-
99	E	---	---	219000	---	OTHER PUPIL SERVICES	266,500.00	2,394.24	363,459.88	136.38	14,200.00	111,159.88-	96,959.88-
99	E	---	4--	221000	---	NON-CAPITAL OBJECTS	0.00	0.00	1.12-	0.00	0.00	1.12	1.12
99	E	---	---	221000	---	IMPROVEMENT OF INSTRUCTI	0.00	0.00	1.12-	0.00	0.00	1.12	1.12
99	E	---	1--	221200	---	SALARIES	2,728,583.00	140,705.54	1,513,777.33	55.48	0.00	1,214,805.67	1,214,805.67
99	E	---	2--	221200	---	EMPLOYEE BENEFITS	0.00	61,672.81	683,910.98	0.00	0.00	683,910.98-	683,910.98-
99	E	---	3--	221200	---	PURCHASED SERVICES	594,595.00	34,938.44	418,207.26	70.33	450.00	175,937.74	176,387.74
99	E	---	4--	221200	---	NON-CAPITAL OBJECTS	30,500.00	83,551.55	164,946.68	540.81	1,769.52	136,216.20-	134,446.68-
99	E	---	5--	221200	---	CAPITAL OBJECTS	160,000.00	21,496.00	72,256.09	45.16	4,699.00	83,044.91	87,743.91
99	E	---	9--	221200	---	OTHER EXPENDITURES	35,000.00	385.00	77,366.20	221.05	0.00	42,366.20-	42,366.20-

Fd	T	Loc	Obj	Func	Prj	Obj	2018-19	May 2018-19	2018-19	2018-19	Encumbered	Unencumbered	Unexpended
							Revised Budget	Monthly Activity	FYTD Activity	FYTD %	Amount	Balance	Balance
99	E	---	---	221200	---	CURRICULUM DEVELOPMENT	3,548,678.00	342,749.34	2,930,464.54	82.58	6,918.52	611,294.94	618,213.46
99	E	---	2--	221300	---	EMPLOYEE BENEFITS	0.00	0.00	375.00	0.00	0.00	375.00-	375.00-
99	E	---	3--	221300	---	PURCHASED SERVICES	0.00	0.00	4,375.00	0.00	0.00	4,375.00-	4,375.00-
99	E	---	---	221300	---	INSTRUCTIONAL STAFF TRAI	0.00	0.00	4,750.00	0.00	0.00	4,750.00-	4,750.00-
99	E	---	5--	240000	---	CAPITAL OBJECTS	20,000.00	0.00	18,130.72	90.65	0.00	1,869.28	1,869.28
99	E	---	---	240000	---	BUILDING ADMINISTRATION	20,000.00	0.00	18,130.72	90.65	0.00	1,869.28	1,869.28
99	E	---	3--	255000	---	PURCHASED SERVICES	0.00	0.00	3,150.00	0.00	0.00	3,150.00-	3,150.00-
99	E	---	---	255000	---	FACILITY ACQUISITION/REM	0.00	0.00	3,150.00	0.00	0.00	3,150.00-	3,150.00-
99	E	---	3--	260000	---	PURCHASED SERVICES	0.00	0.00	750.00	0.00	0.00	750.00-	750.00-
99	E	---	---	260000	---	CENTRAL SERVICES	0.00	0.00	750.00	0.00	0.00	750.00-	750.00-
99	E	---	7--	270000	---	INSURANCE AND JUDGEMENTS	1,000.00	0.00	0.00	0.00	0.00	1,000.00	1,000.00
99	E	---	---	270000	---	INSURANCE AND JUDGMENTS	1,000.00	0.00	0.00	0.00	0.00	1,000.00	1,000.00
99	E	---	6--	280000	---	DEBT REITREMENT	5,000.00	0.00	8,174.67	163.49	0.00	3,174.67-	3,174.67-
99	E	---	---	280000	---	DEBT SERVICES	5,000.00	0.00	8,174.67	163.49	0.00	3,174.67-	3,174.67-
99	E	---	---	2-----	---	SUPPORT SERVICES	3,841,178.00	358,474.98	3,469,768.64	90.33	21,118.52	350,290.84	371,409.36
99	E	---	8--	410000	---	OPERATING TRANSFER - OUT	616,891.00	0.00	3,750.00	0.61	0.00	613,141.00	613,141.00
99	E	---	---	410000	---	INTERFUND OPERATING TRAN	616,891.00	0.00	3,750.00	0.61	0.00	613,141.00	613,141.00
99	E	---	---	4-----	---	NON-PROGRAM TRANSACTIONS	616,891.00	0.00	3,750.00	0.61	0.00	613,141.00	613,141.00
99	-	---	---	-----	---	OTHER PKG/COOP PROGRAM F	5,156,569.00	395,982.45	4,224,497.34	81.92	43,316.01	888,755.65	932,071.66

Number of Accounts: 2190

***** End of report *****

MEDFORD AREA PUBLIC SCHOOL DISTRICT

REGULAR BOARD OF EDUCATION MEETING

June 24, 2019

VOUCHER CHECKS

The Medford Area Public School District Board of Education approves the following:

Check # 157533 to

Check # 158142.

Amount \$ 1,160,496.00 for voucher checks and

Amount \$ 2,410,950.58 for payroll.

CHECK #	CHECK DATE	VENDOR	PO INVOICE #	DESCRIPTION	CHECK AMOUNT	ACCOUNT	POST DATE
			NUMBER			NUMBER	
157533	05/15/2019	Baldwin-Woodville High School	0 5/20/19	BOYS TENNIS SUB-SECTIONAL ENTRY FEE	20.00	10 E 400 940 162000 968	05/15/2019
Totals for Baldwin-Woodville High School					20.00		
157534	05/15/2019	Brubaker, Barry	0 5/16/19	JV TRACK INVITATIONAL	75.00	10 E 400 310 162000 967	05/15/2019
157534	05/15/2019	Brubaker, Barry	0 5/16/19	JV TRACK INVITATIONAL	75.00	10 E 400 310 162000 966	05/15/2019
Totals for Brubaker, Barry					150.00		
157535	05/15/2019	Fleischmann, Wayne	0 5/15/19	SB VS MOSINEE	80.00	10 E 400 310 162000 964	05/15/2019
Totals for Fleischmann, Wayne					80.00		
157536	05/15/2019	Klinner, Ronald	0 5/16/19	JV TRACK INVITATIONAL	75.00	10 E 400 310 162000 967	05/15/2019
157536	05/15/2019	Klinner, Ronald	0 5/16/19	JV TRACK INVITATIONAL	75.00	10 E 400 310 162000 966	05/15/2019
Totals for Klinner, Ronald					150.00		
157537	05/15/2019	Nicolet National Bank	0 05/15/19PR	FICA/MCAREMITTANCE	63,279.74-	10 A 000 000 711100 000	05/15/2019
157537	05/15/2019	Nicolet National Bank	0 05/15/19PR	FICA/MCAREMITTANCE	63,279.84	10 L 000 000 811611 000	05/15/2019
157537	05/15/2019	Nicolet National Bank	0 05/15/19PR	FICA/MCAREMITTANCE	0.10-	10 E 100 220 110000 000	05/15/2019
157537	05/15/2019	Nicolet National Bank	0 05/15/19PR	FICA/MCAREMITTANCE	20,174.26-	27 A 000 000 711100 000	05/15/2019
157537	05/15/2019	Nicolet National Bank	0 05/15/19PR	FICA/MCAREMITTANCE	20,174.26	27 L 000 000 811611 000	05/15/2019
157537	05/15/2019	Nicolet National Bank	0 05/15/19PR	FICA/MCAREMITTANCE	893.20-	50 A 000 000 711100 000	05/15/2019
157537	05/15/2019	Nicolet National Bank	0 05/15/19PR	FICA/MCAREMITTANCE	893.20	50 L 000 000 811611 000	05/15/2019
157537	05/15/2019	Nicolet National Bank	0 05/15/19PR	FICA/MCAREMITTANCE	186.82-	80 A 000 000 711100 000	05/15/2019
157537	05/15/2019	Nicolet National Bank	0 05/15/19PR	FICA/MCAREMITTANCE	186.82	80 L 000 000 811611 000	05/15/2019
157537	05/15/2019	Nicolet National Bank	0 05/15/19PR	FICA/MCAREMITTANCE	11,616.76-	99 A 000 000 711100 000	05/15/2019
157537	05/15/2019	Nicolet National Bank	0 05/15/19PR	FICA/MCAREMITTANCE	11,616.76	99 L 000 000 811611 000	05/15/2019
157537	05/15/2019	Nicolet National Bank	0 05/15/19PR.	FEDERAL WITHHOLDING	32,271.66-	10 A 000 000 711100 000	05/15/2019
157537	05/15/2019	Nicolet National Bank	0 05/15/19PR.	FEDERAL WITHHOLDING	32,271.66	10 L 000 000 811612 000	05/15/2019
157537	05/15/2019	Nicolet National Bank	0 05/15/19PR.	FEDERAL WITHHOLDING	8,939.41-	27 A 000 000 711100 000	05/15/2019
157537	05/15/2019	Nicolet National Bank	0 05/15/19PR.	FEDERAL WITHHOLDING	8,939.41	27 L 000 000 811612 000	05/15/2019
157537	05/15/2019	Nicolet National Bank	0 05/15/19PR.	FEDERAL WITHHOLDING	471.06-	50 A 000 000 711100 000	05/15/2019
157537	05/15/2019	Nicolet National Bank	0 05/15/19PR.	FEDERAL WITHHOLDING	471.06	50 L 000 000 811612 000	05/15/2019
157537	05/15/2019	Nicolet National Bank	0 05/15/19PR.	FEDERAL WITHHOLDING	137.90-	80 A 000 000 711100 000	05/15/2019
157537	05/15/2019	Nicolet National Bank	0 05/15/19PR.	FEDERAL WITHHOLDING	137.90	80 L 000 000 811612 000	05/15/2019
157537	05/15/2019	Nicolet National Bank	0 05/15/19PR.	FEDERAL WITHHOLDING	5,293.81-	99 A 000 000 711100 000	05/15/2019
157537	05/15/2019	Nicolet National Bank	0 05/15/19PR.	FEDERAL WITHHOLDING	5,293.81	99 L 000 000 811612 000	05/15/2019
157537	05/15/2019	Nicolet National Bank	0 05/15/19PR..	STATE WITHHOLDING	18,358.80-	10 A 000 000 711100 000	05/15/2019
157537	05/15/2019	Nicolet National Bank	0 05/15/19PR..	STATE WITHHOLDING	18,358.80	10 L 000 000 811613 000	05/15/2019
157537	05/15/2019	Nicolet National Bank	0 05/15/19PR..	STATE WITHHOLDING	5,095.13-	27 A 000 000 711100 000	05/15/2019
157537	05/15/2019	Nicolet National Bank	0 05/15/19PR..	STATE WITHHOLDING	5,095.13	27 L 000 000 811613 000	05/15/2019
157537	05/15/2019	Nicolet National Bank	0 05/15/19PR..	STATE WITHHOLDING	198.53-	50 A 000 000 711100 000	05/15/2019
157537	05/15/2019	Nicolet National Bank	0 05/15/19PR..	STATE WITHHOLDING	198.53	50 L 000 000 811613 000	05/15/2019
157537	05/15/2019	Nicolet National Bank	0 05/15/19PR..	STATE WITHHOLDING	39.49-	80 A 000 000 711100 000	05/15/2019

CHECK #	CHECK DATE	VENDOR	PO	INVOICE #	DESCRIPTION	CHECK AMOUNT	ACCOUNT				POST DATE
				NUMBER			NUMBER				
157537	05/15/2019	Nicolet National Bank	0	05/15/19PR..	STATE WITHHOLDING	39.49	80	L	000 000	811613 000	05/15/2019
157537	05/15/2019	Nicolet National Bank	0	05/15/19PR..	STATE WITHHOLDING	3,443.68-	99	A	000 000	711100 000	05/15/2019
157537	05/15/2019	Nicolet National Bank	0	05/15/19PR..	STATE WITHHOLDING	3,443.68	99	L	000 000	811613 000	05/15/2019
157537	05/15/2019	Nicolet National Bank	0	05/15/19PR...	WI DEPT OF REV/GARNISHMENT	114.71-	27	A	000 000	711100 000	05/15/2019
157537	05/15/2019	Nicolet National Bank	0	05/15/19PR...	WI DEPT OF REV/GARNISHMENT	114.71	27	L	000 000	811680 000	05/15/2019
157537	05/15/2019	Nicolet National Bank	0	05/15/19PR....	WI DEPT OF REV/GARNISHMENT	182.00-	10	A	000 000	711100 000	05/15/2019
157537	05/15/2019	Nicolet National Bank	0	05/15/19PR....	WI DEPT OF REV/GARNISHMENT	182.00	10	L	000 000	811680 000	05/15/2019
157537	05/15/2019	Nicolet National Bank	0	05/15/19PR.....	FLEXIBLE SPENDING	2,211.37-	10	A	000 000	711100 000	05/15/2019
157537	05/15/2019	Nicolet National Bank	0	05/15/19PR.....	FLEXIBLE SPENDING	2,211.37	10	L	000 000	811691 000	05/15/2019
157537	05/15/2019	Nicolet National Bank	0	05/15/19PR.....	FLEXIBLE SPENDING	693.04-	27	A	000 000	711100 000	05/15/2019
157537	05/15/2019	Nicolet National Bank	0	05/15/19PR.....	FLEXIBLE SPENDING	693.04	27	L	000 000	811691 000	05/15/2019
157537	05/15/2019	Nicolet National Bank	0	05/15/19PR.....	FLEXIBLE SPENDING	438.33-	99	A	000 000	711100 000	05/15/2019
157537	05/15/2019	Nicolet National Bank	0	05/15/19PR.....	FLEXIBLE SPENDING	438.33	99	L	000 000	811691 000	05/15/2019
157537	05/15/2019	Nicolet National Bank	0	05/15/19PR.....	TRUST ADVANTAGE	509.46-	10	A	000 000	711100 000	05/15/2019
157537	05/15/2019	Nicolet National Bank	0	05/15/19PR.....	TRUST ADVANTAGE	229.16-	27	A	000 000	711100 000	05/15/2019
157537	05/15/2019	Nicolet National Bank	0	05/15/19PR.....	TRUST ADVANTAGE	2.44-	99	A	000 000	711100 000	05/15/2019
157537	05/15/2019	Nicolet National Bank	0	05/15/19PR.....	TRUST ADVANTAGE	509.46	10	L	000 000	811660 000	05/15/2019
157537	05/15/2019	Nicolet National Bank	0	05/15/19PR.....	TRUST ADVANTAGE	229.16	27	L	000 000	811660 000	05/15/2019
157537	05/15/2019	Nicolet National Bank	0	05/15/19PR.....	TRUST ADVANTAGE	2.44	99	L	000 000	811660 000	05/15/2019
Totals for Nicolet National Bank						0.00					
157538	05/15/2019	US Department of Education	0	05/15/19PR	GARNISHMENT	251.75	10	L	000 000	811680 000	05/15/2019
Totals for US Department of Education						251.75					
157539	05/15/2019	WI SCTF	0	05/15/19PR	CHILD SUPPORT	286.00	10	L	000 000	811680 000	05/15/2019
157539	05/15/2019	WI SCTF	0	05/15/19PR.	CHILD SUPPORT	73.00	10	L	000 000	811680 000	05/15/2019
157539	05/15/2019	WI SCTF	0	05/15/19PR..	CHILD SUPPORT	200.00	10	L	000 000	811680 000	05/15/2019
Totals for WI SCTF						559.00					
157540	05/15/2019	Strebig, Suzette	0	CASH	SENIOR FOOD SERVICE PAYOUT	400.00	50	R	800 251 257000	000	05/15/2019
Totals for Strebig, Suzette						400.00					
157542	05/20/2019	Klingbeil Lumber Company	0	1904-044217	Hose nozzles	67.52	10	E	100 411 253000	000	05/20/2019
157542	05/20/2019	Klingbeil Lumber Company	0	1904-044428	Hose & nozzle	83.97	10	E	400 411 253000	000	05/20/2019
157542	05/20/2019	Klingbeil Lumber Company	0	1904-045376	Bearings	62.95	10	E	200 411 253000	000	05/20/2019
157542	05/20/2019	Klingbeil Lumber Company	0	1904-046008	Electrical	6.99	10	E	400 411 254000	000	05/20/2019
157542	05/20/2019	Klingbeil Lumber Company	0	1904-047020	Tillers	1,076.80	21	E	400 551 240000	462	05/20/2019
157542	05/20/2019	Klingbeil Lumber Company	0	1904-047077	Flooring Supplies	11.98	10	E	101 411 254000	000	05/20/2019
157542	05/20/2019	Klingbeil Lumber Company	0	1904-047172	Potting Soil	25.48	10	E	100 411 110000	000	05/20/2019
157542	05/20/2019	Klingbeil Lumber Company	0	1904-047335	Supplies	34.77	10	E	400 411 253000	000	05/20/2019
157542	05/20/2019	Klingbeil Lumber Company	0	1904-047687	Metal Cutting Disc	15.16	10	E	400 440 253000	000	05/20/2019
157542	05/20/2019	Klingbeil Lumber Company	0	1904-048223	Plexi Glass	13.00	10	E	400 411 253000	000	05/20/2019
157542	05/20/2019	Klingbeil Lumber Company	2001800118	1904-045476	open po	459.32	10	E	200 411 136000	000	05/20/2019

CHECK #	CHECK DATE	VENDOR	PO INVOICE #	DESCRIPTION	CHECK AMOUNT	ACCOUNT				POST DATE
						NUMBER	NUMBER	NUMBER	NUMBER	
157542	05/20/2019	Klingbeil Lumber Company	4001800162 1904-045186	open po	24.48	10 E 400 411	122600	000		05/20/2019
157542	05/20/2019	Klingbeil Lumber Company	4001800162 1904-046094	open po	4.79	10 E 400 411	122600	000		05/20/2019
157542	05/20/2019	Klingbeil Lumber Company	4001800210 1904-045221	open po	73.53	10 E 400 411	136000	000		05/20/2019
157542	05/20/2019	Klingbeil Lumber Company	4001800210 1904-046026	open po	2.34	10 E 400 411	136000	000		05/20/2019
157542	05/20/2019	Klingbeil Lumber Company	4001800210 1904-046934	open po	7.99	10 E 400 411	136000	000		05/20/2019
157542	05/20/2019	Klingbeil Lumber Company	4001800210 19040-047752	open po	48.29	10 E 400 411	136000	000		05/20/2019
157542	05/20/2019	Klingbeil Lumber Company	8001800247 1904-044259	open po	23.04	10 E 800 411	136000	400		05/20/2019
157542	05/20/2019	Klingbeil Lumber Company	8001800247 1904-045035	open po	23.86	10 E 800 411	136000	400		05/20/2019
157542	05/20/2019	Klingbeil Lumber Company	8001800247 1904-047111	open po	46.91	10 E 800 411	136000	400		05/20/2019
157542	05/20/2019	Klingbeil Lumber Company	8001800315 1904-047612	Student supplies	703.68	99 E 800 411	110000	360		05/20/2019
157542	05/20/2019	Klingbeil Lumber Company	8011800112 1904-044183	open po	7.92	10 E 800 353	260000	000		05/20/2019
157542	05/20/2019	Klingbeil Lumber Company	8011800112 1904-045013	open po	8.63	10 E 800 353	260000	000		05/20/2019
Totals for Klingbeil Lumber Company					2,833.40					
157546	05/20/2019	Medford Cooperative Inc	0 2187	Fasteners	6.87	10 E 200 411	253000	000		05/20/2019
157546	05/20/2019	Medford Cooperative Inc	0 2242	Electrical	9.99	10 E 200 411	253000	000		05/20/2019
157546	05/20/2019	Medford Cooperative Inc	0 2255	Hardware	3.58	10 E 101 411	253000	000		05/20/2019
157546	05/20/2019	Medford Cooperative Inc	0 2267	Electrical	7.00	10 E 200 411	253000	000		05/20/2019
157546	05/20/2019	Medford Cooperative Inc	0 2299	CDD	69.88	27 E 800 411	223300	347		05/20/2019
157546	05/20/2019	Medford Cooperative Inc	0 2305	Batteries	57.96	10 E 400 411	162000	969		05/20/2019
157546	05/20/2019	Medford Cooperative Inc	0 2355	Fasteners	36.76	10 E 200 411	253000	000		05/20/2019
157546	05/20/2019	Medford Cooperative Inc	0 2363	PVC	3.99	10 E 400 411	162000	969		05/20/2019
157546	05/20/2019	Medford Cooperative Inc	0 2431	Garden Hose	7.59	10 E 101 411	253000	000		05/20/2019
157546	05/20/2019	Medford Cooperative Inc	0 2437	HMV	15.99	10 E 800 411	136000	400		05/20/2019
157546	05/20/2019	Medford Cooperative Inc	0 2438	Electrical	16.99	10 E 400 411	254300	000		05/20/2019
157546	05/20/2019	Medford Cooperative Inc	0 2498	HMV	4.99	10 E 800 411	136000	400		05/20/2019
157546	05/20/2019	Medford Cooperative Inc	0 2503	Butane Torch	35.98	10 E 400 440	253000	000		05/20/2019
157546	05/20/2019	Medford Cooperative Inc	0 2524	HMV	28.99	10 E 800 411	136000	400		05/20/2019
157546	05/20/2019	Medford Cooperative Inc	0 2543	Mulch	59.85	10 E 400 411	253000	000		05/20/2019
157546	05/20/2019	Medford Cooperative Inc	0 2587	Plumbing Supplies	8.25	10 E 400 411	254300	000		05/20/2019
157546	05/20/2019	Medford Cooperative Inc	0 2633	Filter	4.99	10 E 200 411	253000	000		05/20/2019
157546	05/20/2019	Medford Cooperative Inc	0 3653	Reality Fair	92.26	10 E 400 411	213000	000		05/20/2019
157546	05/20/2019	Medford Cooperative Inc	0 4036	Candy & toothpicks	38.83	10 E 400 411	126000	000		05/20/2019
157546	05/20/2019	Medford Cooperative Inc	0 4097	Supplies	42.87	21 E 400 411	240000	444		05/20/2019
157546	05/20/2019	Medford Cooperative Inc	0 5587	Testing Snacks	111.75	10 E 200 411	240000	000		05/20/2019
157546	05/20/2019	Medford Cooperative Inc	0 680	Bakery	314.83	21 E 200 411	240000	217		05/20/2019
157546	05/20/2019	Medford Cooperative Inc	0 8231	Reality Fair	188.18	10 E 400 411	213000	000		05/20/2019
157546	05/20/2019	Medford Cooperative Inc	0 8245	REALITY FAIR	48.30	10 E 400 411	213000	000		05/20/2019
157546	05/20/2019	Medford Cooperative Inc	2001800124 6654	open po	60.51	10 E 200 411	126000	000		05/20/2019
157546	05/20/2019	Medford Cooperative Inc	2001800132 6339	open po	23.92	10 E 200 411	126000	000		05/20/2019

CHECK #	CHECK DATE	VENDOR	PO INVOICE #	DESCRIPTION	CHECK AMOUNT	ACCOUNT	POST DATE
			NUMBER			NUMBER	
				Totals for Black River Golf Course	890.00		
157553	05/20/2019	Black River Industries	0 32078	C ZITFLOW	2,540.50	27 E 800 370 436000 341	05/20/2019
				Totals for Black River Industries	2,540.50		
157554	05/20/2019	Borchardt, Bradly	0 4/3/19	REIMBURSE MATH LEAGUE MEALS	250.19	10 E 400 411 124000 000	05/20/2019
				Totals for Borchardt, Bradly	250.19		
157555	05/20/2019	Breeze Tunes Productions	0 1932	SHOW CHOIR	1,450.00	10 E 400 411 125400 000	05/20/2019
				Totals for Breeze Tunes Productions	1,450.00		
157556	05/20/2019	Broadway Theatre	0 124	MAES KINDERGARTEN: GRINCH MOVIE	190.00	21 E 100 411 240000 080	05/20/2019
157556	05/20/2019	Broadway Theatre	0 124	MAES KINDERGARTEN: GRINCH MOVIE	285.00	21 E 100 940 240000 080	05/20/2019
157556	05/20/2019	Broadway Theatre	0 143	RAIDERS COMMITTED LAST BASH EVENT	64.00	21 E 400 940 240000 475	05/20/2019
				Totals for Broadway Theatre	539.00		
157557	05/20/2019	Carrico Aquatic Resources Inc	0 20191773	POOL SUPPLIES	50.52	10 E 400 411 253000 980	05/20/2019
				Totals for Carrico Aquatic Resources Inc	50.52		
157558	05/20/2019	Cenex Fleet Fueling	0 175790CL	FUEL: CENEX/STRAMA'S	123.46	10 E 800 348 253000 000	05/20/2019
157558	05/20/2019	Cenex Fleet Fueling	0 175790CL	FUEL: CENEX/STRAMA'S	748.29	10 E 400 348 253000 000	05/20/2019
157558	05/20/2019	Cenex Fleet Fueling	0 175790CL	FUEL: CENEX/STRAMA'S	158.64	99 E 800 348 221200 360	05/20/2019
				Totals for Cenex Fleet Fueling	1,030.39		
157559	05/20/2019	CESA #10	0 10877	Registration	1,050.00	10 E 800 386 221300 365	05/20/2019
157559	05/20/2019	CESA #10	8021800111 10881	Registration	875.00	10 E 800 386 221200 000	05/20/2019
				Totals for CESA #10	1,925.00		
157560	05/20/2019	Chasteen, Jill	0 5/3/19	RVA MILEAGE	147.60	99 E 800 342 221200 360	05/20/2019
157560	05/20/2019	Chasteen, Jill	0 REIMBURSE	RVA POSTAGE	8.85	99 E 800 353 221200 360	05/20/2019
				Totals for Chasteen, Jill	156.45		
157561	05/20/2019	Chippewa Valley Sporting Goods	4011800143 243358	Open PO	77.38	10 E 400 411 162000 964	05/20/2019
				Totals for Chippewa Valley Sporting Good	77.38		
157562	05/20/2019	Cipar, Noah	0 4/26-5/1/19	REIMBURSE HALF OF DECA TRAVEL EXPENSES	89.66	10 E 400 342 132000 000	05/20/2019
				Totals for Cipar, Noah	89.66		
157563	05/20/2019	Complete Control Inc	0 SRVCE037412	MASH POOL	236.40	10 E 400 320 253000 980	05/20/2019
157563	05/20/2019	Complete Control Inc	0 SRVCE037528	MASH POOL	124.20	10 E 400 320 253000 980	05/20/2019
				Totals for Complete Control Inc	360.60		
157564	05/20/2019	Couillard, Carol	0 2/15-5/10/19	EMPLOYEE TRAVEL	13.68	27 E 800 342 152000 347	05/20/2019
				Totals for Couillard, Carol	13.68		
157565	05/20/2019	Crank-Woller, Richelle	0 REIMBURSE	TARGET/OFFICE MAX	82.02	10 E 100 411 213000 000	05/20/2019
				Totals for Crank-Woller, Richelle	82.02		
157566	05/20/2019	Dahlby, Kari	0 4/1-30/19	EMPLOYEE TRAVEL	30.24	10 E 400 342 240000 000	05/20/2019
				Totals for Dahlby, Kari	30.24		
157567	05/20/2019	Dak-Tech	8011800126 INV0337481	computers-district staff	33,030.00	10 E 800 480 222300 000	05/20/2019
157567	05/20/2019	Dak-Tech	8011800127 INV0337482	Computer RVA Staff	10,276.00	99 E 800 551 221200 360	05/20/2019

CHECK #	CHECK DATE	VENDOR	PO INVOICE #		DESCRIPTION	CHECK AMOUNT	ACCOUNT				POST DATE		
			NUMBER	NUMBER			NUMBER	NUMBER	NUMBER	NUMBER			
157567	05/20/2019	Dak-Tech	8011800128	INV0337483	MAMS Server	7,399.00	10	E	800	581	221500	000	05/20/2019
					Totals for Dak-Tech	50,705.00							
157568	05/20/2019	Department of Safety & Profess	0	502783	808428 / 1129261: MAMS BOILERS	100.00	10	E	200	940	253000	000	05/20/2019
157568	05/20/2019	Department of Safety & Profess	0	503158	605002: MASH BOILERS	50.00	10	E	400	940	253000	000	05/20/2019
157568	05/20/2019	Department of Safety & Profess	0	503161	808426: MASH BOILERS	50.00	10	E	400	940	253000	000	05/20/2019
					Totals for Department of Safety & Profes	200.00							
157569	05/20/2019	Follett School Solutions, Inc.	2001800115	477967	open po	16.18	10	E	200	432	222200	000	05/20/2019
157569	05/20/2019	Follett School Solutions, Inc.	2001800115	477967F	open po	67.27	10	E	200	432	222200	000	05/20/2019
					Totals for Follett School Solutions, Inc	83.45							
157570	05/20/2019	Gloeckner & Company Inc.	0	1287564-00	FREIGHT CHARGE	17.96	21	E	400	411	240000	444	05/20/2019
					Totals for Gloeckner & Company Inc.	17.96							
157571	05/20/2019	Grinker, Traci	0	4/30-5/1/19	DECA EXPENSES REIMBURSEMENT	879.33	10	E	400	342	132000	000	05/20/2019
					Totals for Grinker, Traci	879.33							
157572	05/20/2019	Hillyard Inc.	3001800262	603422060	dolly	95.04	10	E	100	411	240000	000	05/20/2019
157572	05/20/2019	Hillyard Inc.	4011800134	603422059	open po	233.07	10	E	400	411	253000	000	05/20/2019
157572	05/20/2019	Hillyard Inc.	4011800134	603425833	open po	133.99	10	E	400	411	253000	000	05/20/2019
					Totals for Hillyard Inc.	462.10							
157573	05/20/2019	Hobart Sales & Service	0	ZB80347	MAES DISHWASHER	246.93	50	E	800	324	257000	000	05/20/2019
					Totals for Hobart Sales & Service	246.93							
157574	05/20/2019	Hopkins, Rebeccah	0	REIMBURSE	RVA FIELD TRIP SUPPLIES	9.88	99	E	800	411	110000	360	05/20/2019
					Totals for Hopkins, Rebeccah	9.88							
157575	05/20/2019	Indianhead Community Action Ag	0	803339	MAY	3,600.00	27	E	800	370	436000	341	05/20/2019
					Totals for Indianhead Community Action A	3,600.00							
157576	05/20/2019	J H Larson Company	4011800136	S102003405.001	open po	73.34	10	E	400	411	253000	000	05/20/2019
157576	05/20/2019	J H Larson Company	4011800136	S102003405.002	open po	63.34	10	E	400	411	253000	000	05/20/2019
					Totals for J H Larson Company	136.68							
157577	05/20/2019	JW Pepper & Sons, Inc.	4001800148	135174172	open po	47.73	10	E	400	411	125400	000	05/20/2019
157577	05/20/2019	JW Pepper & Sons, Inc.	4001800148	135692915	open po	134.49	10	E	400	411	125400	000	05/20/2019
157577	05/20/2019	JW Pepper & Sons, Inc.	4001800148	20111438	open po	53.22	10	E	400	411	125400	000	05/20/2019
157577	05/20/2019	JW Pepper & Sons, Inc.	4001800148	47370655	open po	112.50	10	E	400	411	125400	000	05/20/2019
					Totals for JW Pepper & Sons, Inc.	347.94							
157578	05/20/2019	Knoll, Cheryl	0	REIMBURSE	TEACHER/STAFF LUNCHEON	52.26	21	E	100	411	240000	085	05/20/2019
					Totals for Knoll, Cheryl	52.26							
157579	05/20/2019	Kopp, Casey	0	5/3-4/19	RVA MILEAGE	147.96	99	E	800	342	221200	360	05/20/2019
					Totals for Kopp, Casey	147.96							
157580	05/20/2019	Langdon, Amanda	0	1/21-3/13/19	EMPLOYEE TRAVEL	13.50	10	E	101	342	240000	000	05/20/2019
					Totals for Langdon, Amanda	13.50							
157581	05/20/2019	Medford Curling Club	0	2018/19	BUILDING USE	2,000.00	10	E	400	537	162000	970	05/20/2019
					Totals for Medford Curling Club	2,000.00							

CHECK #	CHECK DATE	VENDOR	PO INVOICE #		DESCRIPTION	CHECK AMOUNT	ACCOUNT				POST DATE		
			NUMBER	NUMBER			NUMBER	NUMBER	NUMBER	NUMBER			
157582	05/20/2019	Moldenhauer, Tracie	0	REIMBURSE	GALLERY NIGHT	60.09	99	E	800	411	110000	360	05/20/2019
					Totals for Moldenhauer, Tracie	60.09							
157583	05/20/2019	Nasco	3001800256	363489	rug	404.97	10	E	100	551	110000	000	05/20/2019
					Totals for Nasco	404.97							
157584	05/20/2019	Nassco Inc	1011800107	S2469940.001	open po	13.56	10	E	101	411	253000	000	05/20/2019
					Totals for Nassco Inc	13.56							
157585	05/20/2019	Northwoods Embroidery & Screen	0	3229	FFA SHIRTS	24.00	21	E	400	420	240000	444	05/20/2019
					Totals for Northwoods Embroidery & Scree	24.00							
157586	05/20/2019	Northern Music Service	2001800129	52024	open po	60.00	10	E	200	320	125500	000	05/20/2019
157586	05/20/2019	Northern Music Service	2001800129	52186	open po	35.00	10	E	200	320	125500	000	05/20/2019
157586	05/20/2019	Northern Music Service	2001800129	52187	open po	40.00	10	E	200	320	125500	000	05/20/2019
157586	05/20/2019	Northern Music Service	2001800129	52194	open po	35.00	10	E	200	320	125500	000	05/20/2019
					Totals for Northern Music Service	170.00							
157587	05/20/2019	Northway Communications Inc	0	173479	WALKIE TALKIES	598.00	27	E	800	440	158700	341	05/20/2019
					Totals for Northway Communications Inc	598.00							
157588	05/20/2019	O'Reilly Automotive, Inc.	0	3844-487464	MAMS	58.97	10	E	200	411	253000	000	05/20/2019
					Totals for O'Reilly Automotive, Inc.	58.97							
157589	05/20/2019	Pro Designs of WI LLC	0	11684	UPDATE DONOR BOARD	135.00	10	E	800	320	255000	000	05/20/2019
					Totals for Pro Designs of WI LLC	135.00							
157590	05/20/2019	Really Good Stuff	3001800264	6877618	mail center	321.65	10	E	100	440	110000	000	05/20/2019
					Totals for Really Good Stuff	321.65							
157591	05/20/2019	S & A Trophy	0	41196	GYMNASTICS	17.00	10	E	400	411	162000	962	05/20/2019
157591	05/20/2019	S & A Trophy	0	41222	TRACK	367.16	10	E	400	411	162000	966	05/20/2019
157591	05/20/2019	S & A Trophy	0	41222	TRACK	367.16	10	E	400	411	162000	967	05/20/2019
157591	05/20/2019	S & A Trophy	0	41225	GOLF	63.75	10	E	400	411	162000	969	05/20/2019
157591	05/20/2019	S & A Trophy	0	41227	TRACK	5.30	10	E	400	411	162000	966	05/20/2019
157591	05/20/2019	S & A Trophy	0	41227	TRACK	5.30	10	E	400	411	162000	967	05/20/2019
157591	05/20/2019	S & A Trophy	0	41228	M AWARDS	69.26	10	E	400	411	240000	000	05/20/2019
					Totals for S & A Trophy	894.93							
157592	05/20/2019	Schwarz, Mindy	0	1/2-5/7/19	EMPLOYEE TRAVEL	58.10	10	E	400	342	214000	000	05/20/2019
157592	05/20/2019	Schwarz, Mindy	0	4/8-10/19	NURSE CONFERENCE EXPENSES	57.53	10	E	400	342	214000	000	05/20/2019
					Totals for Schwarz, Mindy	115.63							
157593	05/20/2019	The Sports Page	0	5/10	MAES APE	268.00	27	E	800	411	218200	341	05/20/2019
					Totals for The Sports Page	268.00							
157594	05/20/2019	Stahlbusch, Kendyl	0	4/26-5/1/19	REIMBURSE HALF OF DECA TRAVEL EXPENSES	84.41	10	E	400	342	132000	000	05/20/2019
					Totals for Stahlbusch, Kendyl	84.41							
157595	05/20/2019	Stetson Hardwoods	2001800121	28904	open po	1,075.00	10	E	200	411	136000	000	05/20/2019
					Totals for Stetson Hardwoods	1,075.00							

CHECK #	CHECK DATE	VENDOR	PO	INVOICE #	DESCRIPTION	CHECK AMOUNT	ACCOUNT				POST DATE		
				NUMBER			NUMBER						
157596	05/20/2019	Stockwell, Stephanie	0	REIMBURSE	AMAZON	44.90	10	E	200	411	126000	000	05/20/2019
					Totals for Stockwell, Stephanie	44.90							
157597	05/20/2019	Strang, Patteson, Renning, Lew	0	701819	PROFESSIONAL SERVICES	370.50	10	E	800	310	231500	000	05/20/2019
					Totals for Strang, Patteson, Renning, Le	370.50							
157598	05/20/2019	Sun Printing	0	104974	TAGS/BUSINESS CARDS	236.75	99	E	800	411	221200	360	05/20/2019
					Totals for Sun Printing	236.75							
157599	05/20/2019	Total Energy Systems	0	320857	REPLACEMENT	171.84	10	E	200	460	254000	000	05/20/2019
					Totals for Total Energy Systems	171.84							
157600	05/20/2019	Tresona Multimedia LLC	0	345340	MASH CHORAL MUSIC	280.00	10	E	400	411	125400	000	05/20/2019
157600	05/20/2019	Tresona Multimedia LLC	0	345348	MASH CHORAL MUSIC	260.00	10	E	400	411	125400	000	05/20/2019
157600	05/20/2019	Tresona Multimedia LLC	0	346236	MASH CHORAL MUSIC	180.00	10	E	400	411	125400	000	05/20/2019
					Totals for Tresona Multimedia LLC	720.00							
157601	05/20/2019	UniFirst	0	098 2103220	SES MATS	139.50	10	E	101	571	254000	000	05/20/2019
					Totals for UniFirst	139.50							
157602	05/20/2019	Vernier Software & Technology	8001800327	5333217	STEM Perkins	910.68	10	E	800	411	136000	400	05/20/2019
					Totals for Vernier Software & Technology	910.68							
157603	05/20/2019	Woller, Scott	0	REIMBURSE	CLASSROOM	138.00	21	E	100	411	240000	080	05/20/2019
					Totals for Woller, Scott	138.00							
157604	05/20/2019	Fuller, Nicole	0	4/18-5/18/19	RVA INTERNET REIMBURSEMENT	75.00	99	E	800	358	221200	360	05/20/2019
					Totals for Fuller, Nicole	75.00							
157605	05/20/2019	Harris, Elizabeth	0	5/10-6/9/19	RVA INTERNET REIMBURSEMENT	29.95	99	E	800	358	221200	360	05/20/2019
					Totals for Harris, Elizabeth	29.95							
157606	05/20/2019	Noll, Pamela	0	5/3-6/2/19	RVA INTERNET REIMBURSEMENT	65.99	99	E	800	358	221200	360	05/20/2019
					Totals for Noll, Pamela	65.99							
157607	05/20/2019	Tomasek, Joseph	0	3/18-4/17/19	RVA INTERNET REIMBURSEMENT	75.00	99	E	800	358	221200	360	05/20/2019
					Totals for Tomasek, Joseph	75.00							
157608	05/20/2019	Ashburn, Jennifer	0	5/15/19	MILEAGE: RVA GOVERNANCE BOARD	58.32	99	E	800	342	221200	360	05/20/2019
					Totals for Ashburn, Jennifer	58.32							
157609	05/20/2019	Aspirus Clinics Inc	0	75258	WELLNESS: APRIL	2,316.80	10	E	800	244	259000	000	05/20/2019
157609	05/20/2019	Aspirus Clinics Inc	0	75258	WELLNESS: APRIL	579.20	27	E	800	244	259000	011	05/20/2019
					Totals for Aspirus Clinics Inc	2,896.00							
157610	05/20/2019	Better Built Custom Cabinetry	4011900005	DOWN PMT.	CABINETS - 1/2 PMT.	4,766.00	10	A	000	000	717000	000	05/20/2019
					Totals for Better Built Custom Cabinetry	4,766.00							
157611	05/20/2019	Brandner, Samantha	0	2018/19	MAMS GIRLS ASST TRACK COACH	1,201.00	80	E	200	310	393000	966	05/20/2019
					Totals for Brandner, Samantha	1,201.00							
157612	05/20/2019	CenturyLink	0	1467525194	LONG DISTANCE	188.82	10	E	800	355	260000	000	05/20/2019
157612	05/20/2019	CenturyLink	0	1467525194	LONG DISTANCE	118.42	99	E	800	355	221200	360	05/20/2019
					Totals for CenturyLink	307.24							
157613	05/20/2019	EMC Insurance Companies	0	D-96280035	2X35117: #9	4,152.52	10	E	800	711	270000	000	05/20/2019

CHECK #	CHECK DATE	VENDOR	PO INVOICE #	DESCRIPTION	CHECK AMOUNT	ACCOUNT	POST DATE
			NUMBER			NUMBER	
157613	05/20/2019	EMC Insurance Companies	0 D-96280035	2X35117: #9	3,849.16	10 E 800 712 270000 000	05/20/2019
157613	05/20/2019	EMC Insurance Companies	0 D-96280035	2X35117: #9	8,323.45	10 E 800 713 270000 000	05/20/2019
157613	05/20/2019	EMC Insurance Companies	0 D-96280035	2X35117: #9	165.09	10 E 800 714 270000 000	05/20/2019
				Totals for EMC Insurance Companies	16,490.22		
157614	05/20/2019	Frances L Simek Memorial Libra	0 MEMORIAL	DENISE STAAB	40.00	10 E 800 411 231000 000	05/20/2019
				Totals for Frances L Simek Memorial Libr	40.00		
157615	05/20/2019	Herkert, Denise	0 5/15/19	STIPEND: RVA GOVERNANCE BOARD	50.00	99 E 800 310 221200 360	05/20/2019
157615	05/20/2019	Herkert, Denise	0 5/15/19.	MILEAGE: RVA GOVERNANCE BOARD	37.94	99 E 800 342 221200 360	05/20/2019
				Totals for Herkert, Denise	87.94		
157616	05/20/2019	Hohl, Richard	0 5/20/19	BB VS RIB LAKE	90.00	10 E 400 310 162000 963	05/20/2019
				Totals for Hohl, Richard	90.00		
157617	05/20/2019	Hopkins, Rebeccah	0 5/15/19	STIPEND: RVA GOVERNANCE BOARD	50.00	99 E 800 310 221200 360	05/20/2019
157617	05/20/2019	Hopkins, Rebeccah	0 5/15/19.	MILEAGE: RVA GOVERNANCE BOARD	21.60	99 E 800 342 221200 360	05/20/2019
				Totals for Hopkins, Rebeccah	71.60		
157618	05/20/2019	Houts, Robert	0 5/20/19	BB VS RIB LAKE	90.00	10 E 400 310 162000 963	05/20/2019
				Totals for Houts, Robert	90.00		
157619	05/20/2019	Krause, Gregory	0 5/15/19	MILEAGE: RVA GOVERNANCE BOARD	43.49	99 E 800 342 221200 360	05/20/2019
157619	05/20/2019	Krause, Gregory	0 5/15/19.	STIPEND: RVA GOVERNANCE BOARD	75.00	99 E 800 310 221200 360	05/20/2019
				Totals for Krause, Gregory	118.49		
157620	05/20/2019	Lutheran Indian Ministries	0 MEMORIAL	MARION KRANZ	40.00	10 E 800 411 231000 000	05/20/2019
				Totals for Lutheran Indian Ministries	40.00		
157621	05/20/2019	Manpower	0 6664	MASH TRACK: SPECIAL EDUCATION	107.10	27 E 800 310 158700 341	05/20/2019
157621	05/20/2019	Manpower	0 6665	MAMS VB	207.48	80 E 200 310 393000 957	05/20/2019
157621	05/20/2019	Manpower	0 6666	CLC STAFF	439.81	80 E 800 310 240000 740	05/20/2019
				Totals for Manpower	754.39		
157622	05/20/2019	Medford Utilities	0 01-000961-10	MAMS STORAGE SHED: APRIL	6.14	10 E 800 336 253000 000	05/20/2019
157622	05/20/2019	Medford Utilities	0 03-000192-04	1055 W BROADWAY: APRIL	290.89	10 E 800 336 253000 000	05/20/2019
157622	05/20/2019	Medford Utilities	0 03-000192-04	1055 W BROADWAY: APRIL	23.29	10 E 800 337 253000 000	05/20/2019
157622	05/20/2019	Medford Utilities	0 03-000192-04	1055 W BROADWAY: APRIL	16.72	10 E 800 338 253000 000	05/20/2019
157622	05/20/2019	Medford Utilities	0 07-001350-00	MASH ELECTRICITY: APRIL	6,240.90	10 E 800 336 253000 000	05/20/2019
157622	05/20/2019	Medford Utilities	0 07-001351-00	MASH SEWER/WATER: APRIL	735.43	10 E 800 337 253000 000	05/20/2019
157622	05/20/2019	Medford Utilities	0 07-001351-00	MASH SEWER/WATER: APRIL	779.07	10 E 800 338 253000 000	05/20/2019
157622	05/20/2019	Medford Utilities	0 07-001352-00	FOOTBALL FIELD: APRIL	111.43	10 E 800 336 253000 000	05/20/2019
157622	05/20/2019	Medford Utilities	0 07-001352-00	FOOTBALL FIELD: APRIL	115.85	10 E 800 337 253000 000	05/20/2019
157622	05/20/2019	Medford Utilities	0 07-001353-00	INDUSTRIAL ARTS BLDG: APRIL	66.66	10 E 800 337 253000 000	05/20/2019
157622	05/20/2019	Medford Utilities	0 07-001353-00	INDUSTRIAL ARTS BLDG: APRIL	58.86	10 E 800 338 253000 000	05/20/2019
157622	05/20/2019	Medford Utilities	0 07-001354-00	MASH STORAGE SHED: APRIL	151.28	10 E 800 336 253000 000	05/20/2019
157622	05/20/2019	Medford Utilities	0 07-001354-00	MASH STORAGE SHED: APRIL	18.07	10 E 800 337 253000 000	05/20/2019
157622	05/20/2019	Medford Utilities	0 07-001354-00	MASH STORAGE SHED: APRIL	7.90	10 E 800 338 253000 000	05/20/2019

CHECK #	CHECK DATE	VENDOR	PO INVOICE #	DESCRIPTION	CHECK AMOUNT	ACCOUNT	POST DATE
			NUMBER			NUMBER	
157622	05/20/2019	Medford Utilities	0 07-001360-00	MAES: APRIL	3,234.58	10 E 800 336 253000 000	05/20/2019
157622	05/20/2019	Medford Utilities	0 07-001360-00	MAES: APRIL	604.99	10 E 800 337 253000 000	05/20/2019
157622	05/20/2019	Medford Utilities	0 07-001360-00	MAES: APRIL	589.77	10 E 800 338 253000 000	05/20/2019
157622	05/20/2019	Medford Utilities	0 07-001740-00	MAMS ELECTRICITY: APRIL	4,188.23	10 E 800 336 253000 000	05/20/2019
157622	05/20/2019	Medford Utilities	0 07-001750-00	MAMS SEWER/WATER: APRIL	399.81	10 E 800 337 253000 000	05/20/2019
157622	05/20/2019	Medford Utilities	0 07-001750-00	MAMS SEWER/WATER: APRIL	414.12	10 E 800 338 253000 000	05/20/2019
157622	05/20/2019	Medford Utilities	0 07-003000-00	DISTRICT OFFICE: APRIL	296.60	10 E 800 336 253000 000	05/20/2019
157622	05/20/2019	Medford Utilities	0 07-003000-00	DISTRICT OFFICE: APRIL	27.52	10 E 800 337 253000 000	05/20/2019
157622	05/20/2019	Medford Utilities	0 07-003000-00	DISTRICT OFFICE: APRIL	23.89	10 E 800 338 253000 000	05/20/2019
				Totals for Medford Utilities	18,402.00		
157623	05/20/2019	Ranum, Kyle	0 2018/19	MASH BOYS ASST. TENNIS COACH	1,676.00	10 E 400 310 162000 968	05/20/2019
				Totals for Ranum, Kyle	1,676.00		
157624	05/20/2019	Roesler, Destiney	0 2018/19	MAMS BOYS HEAD TRACK COACH	1,330.00	80 E 200 310 393000 967	05/20/2019
				Totals for Roesler, Destiney	1,330.00		
157625	05/20/2019	Rulien, Jon	0 2018/19	PROCTOR 2 AP TESTS	110.00	10 E 800 310 110000 000	05/20/2019
				Totals for Rulien, Jon	110.00		
157626	05/20/2019	TDS Telecom	0 678-2600	SES: MAY	141.75	10 E 800 355 260000 000	05/20/2019
157626	05/20/2019	TDS Telecom	0 748-2316	MAES: MAY	240.66	10 E 800 355 260000 000	05/20/2019
157626	05/20/2019	TDS Telecom	0 748-2400	RVA: MAY	33.92	99 E 800 355 221200 360	05/20/2019
157626	05/20/2019	TDS Telecom	0 748-2516	MAMS: MAY	284.73	10 E 800 355 260000 000	05/20/2019
157626	05/20/2019	TDS Telecom	0 748-4620	DISTRICT OFFICE: MAY	2,960.56	10 E 800 355 260000 000	05/20/2019
157626	05/20/2019	TDS Telecom	0 748-5951	MASH: MAY	518.02	10 E 800 355 260000 000	05/20/2019
				Totals for TDS Telecom	4,179.64		
157627	05/20/2019	WE Energies	0 5801-451-726	MAMS: 4/1-5/1/19	532.17	10 E 800 331 253000 000	05/20/2019
157627	05/20/2019	WE Energies	0 5828-375-690	DISTRICT OFFICE: 4/15-5/15/19	83.84	10 E 800 331 253000 000	05/20/2019
157627	05/20/2019	WE Energies	0 5878-320-850	MASH POOL: 4/15-5/15/19	647.08	10 E 800 331 253000 000	05/20/2019
157627	05/20/2019	WE Energies	0 7888-989-881	STETSONVILLE SCHOOL: 4/12-5/14/19	624.48	10 E 800 331 253000 000	05/20/2019
157627	05/20/2019	WE Energies	0 9078-733-373	1055 W BROADWAY AVE: 4/15-5/15/19	27.94	10 E 800 331 253000 000	05/20/2019
157627	05/20/2019	WE Energies	0 9275-300-090	MASH BOILERS & MAES: 4/1-5/1/19	1,034.20	10 E 800 331 253000 000	05/20/2019
				Totals for WE Energies	2,949.71		
157628	05/20/2019	WI FFA Center	0 8/8-10/19	FFA HONORS BAND	50.00	21 E 400 940 240000 444	05/20/2019
				Totals for WI FFA Center	50.00		
157629	05/20/2019	WI FFA Center	0 8/8-10/19.	FFA HONORS BAND-MUSIC	15.00	21 E 400 411 240000 444	05/20/2019
				Totals for WI FFA Center	15.00		
157630	05/21/2019	Charter Communications	0 0002810051519	8245 11 246 0002810: 5/15-6/14/19	30.98	80 E 800 359 230000 000	05/21/2019
				Totals for Charter Communications	30.98		
157631	05/21/2019	Gustafson, Steve	0 5/21/19	REGIONAL SB VS LAKELAND	126.00	10 E 400 310 162000 964	05/21/2019
				Totals for Gustafson, Steve	126.00		
157632	05/21/2019	Mejia, Michelle	0 5/6-20/19	ELL TUTOR	1,408.00	10 E 800 310 171000 000	05/21/2019

CHECK #	CHECK DATE	VENDOR	PO INVOICE #	DESCRIPTION	CHECK AMOUNT	ACCOUNT	POST DATE
			NUMBER			NUMBER	
				Totals for Mejia, Michelle	1,408.00		
157633	05/21/2019	Plemon, Michael	0 5/21/19	REGIONAL SB VS LAKELAND	65.00	10 E 400 310 162000 964	05/21/2019
				Totals for Plemon, Michael	65.00		
157634	05/21/2019	Synchrony Bank/Amazon	8018001 438846977657	CUP HOLDER	8.99	27 E 800 411 256251 011	05/21/2019
157634	05/21/2019	Synchrony Bank/Amazon	8018001 455866653749	CUP HOLDER	8.99	27 E 800 411 256251 011	05/21/2019
157634	05/21/2019	Synchrony Bank/Amazon	8018001 468349746578	STAPLER	58.75	10 E 800 411 260000 000	05/21/2019
157634	05/21/2019	Synchrony Bank/Amazon	8018001 887795445653	GENERAL SUPPLIES	225.78	10 E 800 411 260000 000	05/21/2019
157634	05/21/2019	Synchrony Bank/Amazon	8018001 887795445653	GENERAL SUPPLIES	17.99	27 E 800 411 256251 011	05/21/2019
157634	05/21/2019	Synchrony Bank/Amazon	3001800250 438563336443	Classroom materials	127.19	10 E 100 411 110000 000	05/21/2019
157634	05/21/2019	Synchrony Bank/Amazon	3001800255 599547978485	summer school	65.50	10 E 800 411 221200 000	05/21/2019
157634	05/21/2019	Synchrony Bank/Amazon	3001800257 695487988593	Classroom Supplies	93.66	10 E 100 411 110000 000	05/21/2019
157634	05/21/2019	Synchrony Bank/Amazon	8001800329 456364735357	perkins dvds	53.97	10 E 800 439 135000 400	05/21/2019
157634	05/21/2019	Synchrony Bank/Amazon	8001800329 589493654988	perkins dvds	15.95	10 E 800 439 135000 400	05/21/2019
				Totals for Synchrony Bank/Amazon	676.77		
157635	05/21/2019	Wildwood Wildlife Park	0 5/23/19	MAES G3 FIELD TRIP	1,028.50	21 E 100 940 240000 010	05/21/2019
				Totals for Wildwood Wildlife Park	1,028.50		
157636	05/23/2019	Altoona High School	0 5/18/19	B TENNIS INVITATIONAL ENTRY FEE	50.00	10 E 400 940 162000 968	05/23/2019
				Totals for Altoona High School	50.00		
157637	05/23/2019	Harvest Home Farm	0 5/16/19	RVA FIELD TRIP	400.00	99 E 800 310 221200 360	05/23/2019
157637	05/23/2019	Harvest Home Farm	0 5/16/19	RVA FIELD TRIP	110.26	99 E 800 411 221200 360	05/23/2019
				Totals for Harvest Home Farm	510.26		
157638	05/23/2019	Hohl, Richard	0 5/23/19	REGIONAL BB VS ABBOTSFORD	80.00	10 E 400 310 162000 963	05/23/2019
				Totals for Hohl, Richard	80.00		
157639	05/23/2019	Mejia, Michelle	0 4/21-5/5/19	ELL TUTOR	1,280.00	10 E 800 310 171000 000	05/23/2019
				Totals for Mejia, Michelle	1,280.00		
157640	05/23/2019	Peters, Justin	0 5/23/19	REGIONAL BB VS ABBOTSFORD	80.00	10 E 400 310 162000 963	05/23/2019
				Totals for Peters, Justin	80.00		
157641	05/23/2019	Regis Tennis	0 5/22/19	B TENNIS SECTIONALS ENTRY FEE	75.00	10 E 400 940 162000 968	05/23/2019
				Totals for Regis Tennis	75.00		
157642	05/28/2019	Anderson, Rhonda	0 2018/19	RVA REC	500.00	99 E 800 310 221200 360	05/28/2019
				Totals for Anderson, Rhonda	500.00		
157643	05/28/2019	Beaver Creek Reserve	0 1605F	RVA FIELD TRIP: 5/3/19	460.00	99 E 800 940 110000 360	05/28/2019
				Totals for Beaver Creek Reserve	460.00		
157644	05/28/2019	Bolz, Amber	0 REFUND	OVERPAYMENT OF NTC CLASS FEE	25.00	10 E 800 389 129000 000	05/28/2019
				Totals for Bolz, Amber	25.00		
157645	05/28/2019	Buchberger, Lawrence	0 5/28/19	REGIONAL BB VS RHINELANDER	110.00	10 E 400 310 162000 963	05/28/2019
				Totals for Buchberger, Lawrence	110.00		
157646	05/28/2019	Eisenman, Louie	0 5/28/19	REGIONAL BB VS RHINELANDER	65.00	10 E 400 310 162000 963	05/28/2019
				Totals for Eisenman, Louie	65.00		

CHECK #	CHECK DATE	VENDOR	PO INVOICE #	DESCRIPTION	CHECK AMOUNT	ACCOUNT	POST DATE
			NUMBER			NUMBER	
157647	05/28/2019	Green Bee Floral Designs LLC	0 5/24/19	GRAD CEREMONY	160.00	10 E 400 411 240000 000	05/28/2019
				Totals for Green Bee Floral Designs LLC	160.00		
157648	05/28/2019	Hamland, Sarah	0 5/17/19	MAMS DANCE	250.00	21 E 200 310 240000 272	05/28/2019
				Totals for Hamland, Sarah	250.00		
157649	05/28/2019	Hopkins, Rebeccah	0 2018/19	RVA REC	1,250.00	99 E 800 310 221200 360	05/28/2019
				Totals for Hopkins, Rebeccah	1,250.00		
157650	05/28/2019	Jacob, Michelle	0 2018/19	RVA REC	1,000.00	99 E 800 310 221200 360	05/28/2019
				Totals for Jacob, Michelle	1,000.00		
157651	05/28/2019	Manpower	0 6855	CLC STAFF	349.01	80 E 800 310 240000 740	05/28/2019
157651	05/28/2019	Manpower	0 6856	MAMS VB	103.74	80 E 200 310 393000 951	05/28/2019
157651	05/28/2019	Manpower	0 6857	MASH TRACK	214.20	27 E 800 310 158700 341	05/28/2019
157651	05/28/2019	Manpower	0 6857	MASH TRACK	51.87	10 E 400 310 162000 967	05/28/2019
157651	05/28/2019	Manpower	0 6857	MASH TRACK	51.88	10 E 400 310 162000 966	05/28/2019
157651	05/28/2019	Manpower	0 6858	MAMS FUN NIGHT	108.06	10 E 200 310 161000 000	05/28/2019
				Totals for Manpower	878.76		
157652	05/29/2019	Bub, Michael	0 2018/19	STATE TRACK: 16 STUDENTS X 2 DAYS X \$25/DAY	450.00	10 E 400 411 162000 966	05/29/2019
157652	05/29/2019	Bub, Michael	0 2018/19	STATE TRACK: 16 STUDENTS X 2 DAYS X \$25/DAY	350.00	10 E 400 411 162000 967	05/29/2019
				Totals for Bub, Michael	800.00		
157653	05/29/2019	Gutsch, Ryan	0 5/30/19	GIRLS SOCCER REGIONAL VS WAUPACA	65.00	10 E 400 310 162000 965	05/29/2019
				Totals for Gutsch, Ryan	65.00		
157654	05/29/2019	Ligman, Andrew	0 5/29/19	BB REGIONAL VS ANTIGO	142.00	10 E 400 310 162000 963	05/29/2019
				Totals for Ligman, Andrew	142.00		
157655	05/29/2019	Sarkauskas, Drake	0 5/30/19	GIRLS SOCCER REGIONAL VS WAUPACA	65.00	10 E 400 310 162000 965	05/29/2019
				Totals for Sarkauskas, Drake	65.00		
157656	05/29/2019	Sarkauskas, William	0 5/30/19	GIRLS SOCCER REGIONAL VS WAUPACA	135.00	10 E 400 310 162000 965	05/29/2019
				Totals for Sarkauskas, William	135.00		
157657	05/29/2019	UW-Milwaukee Cashier's Office	0 991-36-4118	SHARI GAJEWSKI: ONLINE COURSE FEE	275.00	27 E 800 291 221300 011	05/29/2019
157657	05/29/2019	UW-Milwaukee Cashier's Office	0 991-36-4118.	SHARI GAJEWSKI: UNDERGRAD INSTRUCTIONL TUITION	1,011.39	27 E 800 291 221300 011	05/29/2019
				Totals for UW-Milwaukee Cashier's Office	1,286.39		
157658	05/29/2019	Wolfe, Jason	0 5/29/19	BB REGIONAL VS ANTIGO	65.00	10 E 400 310 162000 963	05/29/2019
				Totals for Wolfe, Jason	65.00		
157659	05/30/2019	Medford Area Public School Dis	0 05/31/19PR	PAYROLL REMITTANCE	532,563.68	10 A 000 000 711100 000	05/30/2019
				Totals for Medford Area Public School Di	532,563.68		
157660	05/31/2019	Alexander, Kurt	0 4/30/19	BB DH VS RHINELANDER	60.00	10 E 400 310 162000 963	05/31/2019
157660	05/31/2019	Alexander, Kurt	0 5/20/19	BB VS RIB LAKE	30.00	10 E 400 310 162000 963	05/31/2019
157660	05/31/2019	Alexander, Kurt	0 5/21/19	JV BB VS TOMAHAWK	50.00	10 E 400 310 162000 963	05/31/2019

CHECK #	CHECK DATE	VENDOR	PO INVOICE #	DESCRIPTION	CHECK AMOUNT	ACCOUNT	POST DATE
			NUMBER			NUMBER	
157660	05/31/2019	Alexander, Kurt	0 5/23/19	REGIONAL BB VS ABBOTSFORD-COLBY	30.00	10 E 400 310 162000 963	05/31/2019
157660	05/31/2019	Alexander, Kurt	0 5/7/19	BB DH VS ANTIGO	60.00	10 E 400 310 162000 963	05/31/2019
Totals for Alexander, Kurt					230.00		
157661	05/31/2019	Apfelbeck, Angela	0 5/16/19	JV GNC TRACK MEET	24.37	10 E 400 310 162000 967	05/31/2019
157661	05/31/2019	Apfelbeck, Angela	0 5/16/19	JV GNC TRACK MEET	24.38	10 E 400 310 162000 966	05/31/2019
157661	05/31/2019	Apfelbeck, Angela	0 5/22/19	MAMS TRACK	16.25	80 E 200 310 393000 966	05/31/2019
157661	05/31/2019	Apfelbeck, Angela	0 5/22/19	MAMS TRACK	16.25	80 E 200 310 393000 967	05/31/2019
Totals for Apfelbeck, Angela					81.25		
157662	05/31/2019	Apfelbeck, Avery	0 5/16/19	JV GNC TRACK MEET	13.59	10 E 400 310 162000 967	05/31/2019
157662	05/31/2019	Apfelbeck, Avery	0 5/16/19	JV GNC TRACK MEET	13.59	10 E 400 310 162000 966	05/31/2019
157662	05/31/2019	Apfelbeck, Avery	0 5/2/19	MAMS TRACK	19.50	80 E 200 310 393000 966	05/31/2019
157662	05/31/2019	Apfelbeck, Avery	0 5/2/19	MAMS TRACK	9.50	80 E 200 310 393000 967	05/31/2019
Totals for Apfelbeck, Avery					56.18		
157663	05/31/2019	A'viands LLC	0 INV1900022840	APRIL FOOD SERVICE	90,646.69	50 L 000 000 811200 000	05/31/2019
Totals for A'viands LLC					90,646.69		
157664	05/31/2019	Brandner, Morgan	0 5/16/19	JV GNC TRACK MEET	9.96	10 E 400 310 162000 967	05/31/2019
157664	05/31/2019	Brandner, Morgan	0 5/16/19	JV GNC TRACK MEET	9.97	10 E 400 310 162000 966	05/31/2019
Totals for Brandner, Morgan					19.93		
157665	05/31/2019	Brandner, Scott	0 5/16/19	JV GNC TRACK MEET	14.62	10 E 400 310 162000 967	05/31/2019
157665	05/31/2019	Brandner, Scott	0 5/16/19	JV GNC TRACK MEET	14.63	10 E 400 310 162000 966	05/31/2019
157665	05/31/2019	Brandner, Scott	0 5/2/19	MAMS TRACK	27.63	80 E 200 310 393000 966	05/31/2019
157665	05/31/2019	Brandner, Scott	0 5/2/19	MAMS TRACK	27.62	80 E 200 310 393000 967	05/31/2019
Totals for Brandner, Scott					84.50		
157666	05/31/2019	Clausnitzer, Dawn	0 4/25/19	SB VS NORTHLAND PINES	30.00	10 E 400 310 162000 964	05/31/2019
157666	05/31/2019	Clausnitzer, Dawn	0 4/30/19	SB DH VS NORTHLAND PINES (1 GAME)	30.00	10 E 400 310 162000 964	05/31/2019
157666	05/31/2019	Clausnitzer, Dawn	0 5/6/19	SB VS RHINELANDER	30.00	10 E 400 310 162000 964	05/31/2019
157666	05/31/2019	Clausnitzer, Dawn	0 5/6/19.	SB VS PHILLIPS	30.00	10 E 400 310 162000 964	05/31/2019
Totals for Clausnitzer, Dawn					120.00		
157667	05/31/2019	Clausnitzer, John	0 4/25/19	SB VS LAKELAND	30.00	10 E 400 310 162000 964	05/31/2019
157667	05/31/2019	Clausnitzer, John	0 4/29/19	SB VS CHEQUAMEGON	30.00	10 E 400 310 162000 964	05/31/2019
157667	05/31/2019	Clausnitzer, John	0 4/30/19	SB DH VS NORTHLAND PINES	60.00	10 E 400 310 162000 964	05/31/2019
157667	05/31/2019	Clausnitzer, John	0 5/13/19	SB VS ANTIGO	30.00	10 E 400 310 162000 964	05/31/2019
157667	05/31/2019	Clausnitzer, John	0 5/15/19	SB VS MOSINEE	30.00	10 E 400 310 162000 964	05/31/2019
157667	05/31/2019	Clausnitzer, John	0 5/21/19	SB REGIONAL VS LAKELAND	30.00	10 E 400 310 162000 964	05/31/2019
157667	05/31/2019	Clausnitzer, John	0 5/3/19	SB VS TOMAHAWK	30.00	10 E 400 310 162000 964	05/31/2019
157667	05/31/2019	Clausnitzer, John	0 5/6/19	SB VS RHINELANDER	30.00	10 E 400 310 162000 964	05/31/2019
157667	05/31/2019	Clausnitzer, John	0 5/6/19.	SB VS PHILLIPS	30.00	10 E 400 310 162000 964	05/31/2019
Totals for Clausnitzer, John					300.00		
157668	05/31/2019	Davis, Alexander	0 5/14/19	G8 SB VS ATHENS	50.00	80 E 200 310 393000 964	05/31/2019

CHECK #	CHECK DATE	VENDOR	PO INVOICE #	DESCRIPTION	CHECK AMOUNT	ACCOUNT	POST DATE
			NUMBER			NUMBER	
157668	05/31/2019	Davis, Alexander	0 5/14/19.	G8 SB VS MARSHFIELD	50.00	80 E 200 310 393000 964	05/31/2019
157668	05/31/2019	Davis, Alexander	0 5/2/19	G8 SB VS HORACE MANN	50.00	80 E 200 310 393000 964	05/31/2019
157668	05/31/2019	Davis, Alexander	0 5/21/19	G8 SB VS HORACE MANN	50.00	80 E 200 310 393000 964	05/31/2019
157668	05/31/2019	Davis, Alexander	0 5/7/19	G8 SB VS NEWMAN	50.00	80 E 200 310 393000 964	05/31/2019
Totals for Davis, Alexander					250.00		
157669	05/31/2019	Fleegel, Alexis	0 5/16/19	JV GNC TRACK MEET	5.43	10 E 400 310 162000 967	05/31/2019
157669	05/31/2019	Fleegel, Alexis	0 5/16/19	JV GNC TRACK MEET	5.44	10 E 400 310 162000 966	05/31/2019
Totals for Fleegel, Alexis					10.87		
157670	05/31/2019	Fredrikson, Joshua	0 5/2/19	MAMS TRACK	15.41	80 E 200 310 393000 966	05/31/2019
157670	05/31/2019	Fredrikson, Joshua	0 5/2/19	MAMS TRACK	15.40	80 E 200 310 393000 967	05/31/2019
Totals for Fredrikson, Joshua					30.81		
157671	05/31/2019	Fronk, Mary	0 5/2/19	MAMS TRACK	15.40	80 E 200 310 393000 966	05/31/2019
157671	05/31/2019	Fronk, Mary	0 5/2/19	MAMS TRACK	15.41	80 E 200 310 393000 967	05/31/2019
157671	05/31/2019	Fronk, Mary	0 5/2/19	MAMS TRACK	15.40	80 E 200 310 393000 966	05/31/2019
157671	05/31/2019	Fronk, Mary	0 5/2/19	MAMS TRACK	15.41	80 E 200 310 393000 967	05/31/2019
Totals for Fronk, Mary					0.00		
157672	05/31/2019	Gardner, Jason	0 5/15/19	JV SB VS MOSINEE	50.00	10 E 400 310 162000 964	05/31/2019
157672	05/31/2019	Gardner, Jason	0 5/17/19	JV2 BB VS NORTHLAND PINES	50.00	10 E 400 310 162000 963	05/31/2019
Totals for Gardner, Jason					100.00		
157673	05/31/2019	Giese, James	0 5/16/19	JV GNC TRACK MEET	24.37	10 E 400 310 162000 967	05/31/2019
157673	05/31/2019	Giese, James	0 5/16/19	JV GNC TRACK MEET	24.38	10 E 400 310 162000 966	05/31/2019
Totals for Giese, James					48.75		
157674	05/31/2019	Gorichs, Jeana	0 5/16/19	JV GNC TRACK MEET	16.25	10 E 400 310 162000 967	05/31/2019
157674	05/31/2019	Gorichs, Jeana	0 5/16/19	JV GNC TRACK MEET	16.25	10 E 400 310 162000 966	05/31/2019
Totals for Gorichs, Jeana					32.50		
157675	05/31/2019	Hartman, Deanna	0 5/16/19	JV GNC TRACK MEET	14.62	10 E 400 310 162000 967	05/31/2019
157675	05/31/2019	Hartman, Deanna	0 5/16/19	JV GNC TRACK MEET	14.63	10 E 400 310 162000 966	05/31/2019
157675	05/31/2019	Hartman, Deanna	0 5/2/19	MAMS TRACK	17.88	80 E 200 310 393000 966	05/31/2019
157675	05/31/2019	Hartman, Deanna	0 5/2/19	MAMS TRACK	17.87	80 E 200 310 393000 967	05/31/2019
Totals for Hartman, Deanna					65.00		
157676	05/31/2019	Homeyer, Steven	0 4/25/19	JV GIRLS SOCCER VS RHINELANDER	50.00	10 E 400 310 162000 965	05/31/2019
157676	05/31/2019	Homeyer, Steven	0 4/30/19	JV GIRLS SOCCER VS MOSINEE	50.00	10 E 400 310 162000 965	05/31/2019
Totals for Homeyer, Steven					100.00		
157677	05/31/2019	Kelley, Bryce	0 5/18/19	JV2 BB TRIANGULAR	150.00	10 E 400 310 162000 963	05/31/2019
157677	05/31/2019	Kelley, Bryce	0 5/7/19	JV2 BB DH VS ANTIGO	100.00	10 E 400 310 162000 963	05/31/2019
Totals for Kelley, Bryce					250.00		
157678	05/31/2019	Klingbeil, Marsha	0 5/16/19	JV GNC TRACK MEET	24.37	10 E 400 310 162000 967	05/31/2019
157678	05/31/2019	Klingbeil, Marsha	0 5/16/19	JV GNC TRACK MEET	24.38	10 E 400 310 162000 966	05/31/2019
157678	05/31/2019	Klingbeil, Marsha	0 5/2/19	MAMS TRACK	16.25	80 E 200 310 393000 966	05/31/2019

CHECK #	CHECK DATE	VENDOR	PO INVOICE #	DESCRIPTION	CHECK AMOUNT	ACCOUNT	POST DATE
			NUMBER			NUMBER	
157678	05/31/2019	Klingbeil, Marsha	0 5/2/19	MAMS TRACK	16.25	80 E 200 310 393000 967	05/31/2019
				Totals for Klingbeil, Marsha	81.25		
157679	05/31/2019	Klingbeil, Thomas	0 5/16/19	JV GNC TRACK MEET	24.37	10 E 400 310 162000 967	05/31/2019
157679	05/31/2019	Klingbeil, Thomas	0 5/16/19	JV GNC TRACK MEET	24.38	10 E 400 310 162000 966	05/31/2019
157679	05/31/2019	Klingbeil, Thomas	0 5/2/19	MAMS TRACK	16.25	80 E 200 310 393000 966	05/31/2019
157679	05/31/2019	Klingbeil, Thomas	0 5/2/19	MAMS TRACK	16.25	80 E 200 310 393000 967	05/31/2019
				Totals for Klingbeil, Thomas	81.25		
157680	05/31/2019	Kohl, Joshua	0 4/25/19	GIRLS SOCCER VS RHINELANDER	30.00	10 E 400 310 162000 965	05/31/2019
157680	05/31/2019	Kohl, Joshua	0 4/30/19	GIRLS SOCCER VS MOSINEE	30.00	10 E 400 310 162000 965	05/31/2019
157680	05/31/2019	Kohl, Joshua	0 5/10/19	GIRLS SOCCER VS REGIS	30.00	10 E 400 310 162000 965	05/31/2019
157680	05/31/2019	Kohl, Joshua	0 5/14/19	GIRLS SOCCER VS ANTIGO	30.00	10 E 400 310 162000 965	05/31/2019
157680	05/31/2019	Kohl, Joshua	0 5/7/19	GIRLS SOCCER VS NORTHLAND PINES	30.00	10 E 400 310 162000 965	05/31/2019
				Totals for Kohl, Joshua	150.00		
157681	05/31/2019	Lehrke, Fritz	0 5/2/19	MAMS TRACK	60.00	80 E 200 310 393000 966	05/31/2019
157681	05/31/2019	Lehrke, Fritz	0 5/2/19	MAMS TRACK	60.00	80 E 200 310 393000 967	05/31/2019
				Totals for Lehrke, Fritz	120.00		
157682	05/31/2019	Leonard, Leah	0 5/16/19	JV GNC TRACK MEET	14.08	10 E 400 310 162000 967	05/31/2019
157682	05/31/2019	Leonard, Leah	0 5/16/19	JV GNC TRACK MEET	14.09	10 E 400 310 162000 966	05/31/2019
				Totals for Leonard, Leah	28.17		
157683	05/31/2019	Mahner, Damian	0 5/2/19	MAMS TRACK	19.50	80 E 200 310 393000 966	05/31/2019
157683	05/31/2019	Mahner, Damian	0 5/2/19	MAMS TRACK	9.50	80 E 200 310 393000 967	05/31/2019
				Totals for Mahner, Damian	29.00		
157684	05/31/2019	Mayer, Steve	0 4/30/19	MAMS OPEN GYM	30.00	80 E 200 310 240000 000	05/31/2019
157684	05/31/2019	Mayer, Steve	0 5/13/19	MAMS OPEN GYM	30.00	80 E 200 310 240000 000	05/31/2019
157684	05/31/2019	Mayer, Steve	0 5/20/19	MAMS OPEN GYM	30.00	80 E 200 310 240000 000	05/31/2019
157684	05/31/2019	Mayer, Steve	0 5/6/19	MAMS OPEN GYM	15.00	80 E 200 310 240000 000	05/31/2019
				Totals for Mayer, Steve	105.00		
157685	05/31/2019	Mudgett, Cory	0 4/29/19	SB VS CHEQUAMEGON	30.00	10 E 400 310 162000 964	05/31/2019
157685	05/31/2019	Mudgett, Cory	0 4/30/19	SB DH VS NORTHLAND PINES (1 GAME)	30.00	10 E 400 310 162000 964	05/31/2019
157685	05/31/2019	Mudgett, Cory	0 5/13/19	SB VS ANTIGO	30.00	10 E 400 310 162000 964	05/31/2019
157685	05/31/2019	Mudgett, Cory	0 5/15/19	SB VS MOSINEE	30.00	10 E 400 310 162000 964	05/31/2019
157685	05/31/2019	Mudgett, Cory	0 5/21/19	SB REGIONAL VS LAKELAND	30.00	10 E 400 310 162000 964	05/31/2019
157685	05/31/2019	Mudgett, Cory	0 5/3/19	SB VS TOMAHAWK	30.00	10 E 400 310 162000 964	05/31/2019
				Totals for Mudgett, Cory	180.00		
157686	05/31/2019	Nelson, Karli	0 5/16/19	JV GNC TRACK MEET	9.96	10 E 400 310 162000 967	05/31/2019
157686	05/31/2019	Nelson, Karli	0 5/16/19	JV GNC TRACK MEET	9.97	10 E 400 310 162000 966	05/31/2019
157686	05/31/2019	Nelson, Karli	0 5/2/19	MAMS TRACK	14.50	80 E 200 310 393000 966	05/31/2019
157686	05/31/2019	Nelson, Karli	0 5/2/19	MAMS TRACK	14.50	80 E 200 310 393000 967	05/31/2019
				Totals for Nelson, Karli	48.93		

CHECK #	CHECK DATE	VENDOR	PO INVOICE #	DESCRIPTION	CHECK AMOUNT	ACCOUNT	POST DATE
			NUMBER			NUMBER	
157687	05/31/2019	Poehler, Oscar	0 5/13/19	JV SB VS ANTIGO	50.00	10 E 400 310 162000 964	05/31/2019
157687	05/31/2019	Poehler, Oscar	0 5/20/19	G8 SB VS ATHENS	80.00	80 E 200 310 393000 964	05/31/2019
157687	05/31/2019	Poehler, Oscar	0 5/21/19	G8 SB VS HORACE MANN	50.00	80 E 200 310 393000 964	05/31/2019
157687	05/31/2019	Poehler, Oscar	0 5/7/19	G8 SB VS NEWMAN	50.00	80 E 200 310 393000 964	05/31/2019
				Totals for Poehler, Oscar	230.00		
157688	05/31/2019	Poetzl, Andrew	0 5/16/19	JV GNC TRACK MEET	14.50	10 E 400 310 162000 967	05/31/2019
157688	05/31/2019	Poetzl, Andrew	0 5/16/19	JV GNC TRACK MEET	14.50	10 E 400 310 162000 966	05/31/2019
157688	05/31/2019	Poetzl, Andrew	0 5/2/19	MAMS TRACK	14.50	80 E 200 310 393000 966	05/31/2019
157688	05/31/2019	Poetzl, Andrew	0 5/2/19	MAMS TRACK	14.50	80 E 200 310 393000 967	05/31/2019
				Totals for Poetzl, Andrew	58.00		
157689	05/31/2019	Poetzl, Denice	0 5/2/19	MAMS TRACK	16.25	80 E 200 310 393000 966	05/31/2019
157689	05/31/2019	Poetzl, Denice	0 5/2/19	MAMS TRACK	16.25	80 E 200 310 393000 967	05/31/2019
				Totals for Poetzl, Denice	32.50		
157690	05/31/2019	Poncek, Kimberly	0 5/16/19	JV GNC TRACK MEET	14.62	10 E 400 310 162000 967	05/31/2019
157690	05/31/2019	Poncek, Kimberly	0 5/16/19	JV GNC TRACK MEET	14.63	10 E 400 310 162000 966	05/31/2019
				Totals for Poncek, Kimberly	29.25		
157691	05/31/2019	Ray, Jason	0 5/7/19	JV GIRLS SOCCER VS NORTHLAND PINES	50.00	10 E 400 310 162000 965	05/31/2019
				Totals for Ray, Jason	50.00		
157692	05/31/2019	Rudolph, Kaelee	0 5/16/19	JV GNC TRACK MEET	14.08	10 E 400 310 162000 967	05/31/2019
157692	05/31/2019	Rudolph, Kaelee	0 5/16/19	JV GNC TRACK MEET	14.09	10 E 400 310 162000 966	05/31/2019
				Totals for Rudolph, Kaelee	28.17		
157693	05/31/2019	Russ, Mary	0 5/16/19	JV GNC TRACK MEET	26.00	10 E 400 310 162000 967	05/31/2019
157693	05/31/2019	Russ, Mary	0 5/16/19	JV GNC TRACK MEET	26.00	10 E 400 310 162000 966	05/31/2019
157693	05/31/2019	Russ, Mary	0 5/2/19	MAMS TRACK	27.63	80 E 200 310 393000 966	05/31/2019
157693	05/31/2019	Russ, Mary	0 5/2/19	MAMS TRACK	27.62	80 E 200 310 393000 967	05/31/2019
				Totals for Russ, Mary	107.25		
157694	05/31/2019	Shaw, Austin	0 5/2/19	MAMS TRACK	9.16	80 E 200 310 393000 966	05/31/2019
157694	05/31/2019	Shaw, Austin	0 5/2/19	MAMS TRACK	9.15	80 E 200 310 393000 967	05/31/2019
				Totals for Shaw, Austin	18.31		
157695	05/31/2019	Stolp, Samantha	0 5/16/19	JV GNC TRACK MEET	9.96	10 E 400 310 162000 967	05/31/2019
157695	05/31/2019	Stolp, Samantha	0 5/16/19	JV GNC TRACK MEET	9.97	10 E 400 310 162000 966	05/31/2019
				Totals for Stolp, Samantha	19.93		
157696	05/31/2019	Strebig, Jenna	0 5/2/19	MAMS TRACK	32.50	80 E 200 310 393000 966	05/31/2019
157696	05/31/2019	Strebig, Jenna	0 5/2/19	MAMS TRACK	32.50	80 E 200 310 393000 967	05/31/2019
				Totals for Strebig, Jenna	65.00		
157697	05/31/2019	Sullivan, Joseph	0 5/2/19	MAMS TRACK	12.69	80 E 200 310 393000 966	05/31/2019
157697	05/31/2019	Sullivan, Joseph	0 5/2/19	MAMS TRACK	12.69	80 E 200 310 393000 967	05/31/2019
				Totals for Sullivan, Joseph	25.38		
157698	05/31/2019	Sullivan, Shawn	0 5/2/19	MAMS TRACK	30.88	80 E 200 310 393000 966	05/31/2019

CHECK #	CHECK DATE	VENDOR	PO INVOICE #	DESCRIPTION	CHECK AMOUNT	ACCOUNT	POST DATE
			NUMBER			NUMBER	
157698	05/31/2019	Sullivan, Shawn	0 5/2/19	MAMS TRACK	30.87	80 E 200 310 393000 967	05/31/2019
				Totals for Sullivan, Shawn	61.75		
157699	05/31/2019	Weissmiller, Desirae	0 5/16/19	JV GNC TRACK MEET	14.08	10 E 400 310 162000 967	05/31/2019
157699	05/31/2019	Weissmiller, Desirae	0 5/16/19	JV GNC TRACK MEET	14.09	10 E 400 310 162000 966	05/31/2019
157699	05/31/2019	Weissmiller, Desirae	0 5/2/19	MAMS TRACK	9.07	80 E 200 310 393000 966	05/31/2019
157699	05/31/2019	Weissmiller, Desirae	0 5/2/19	MAMS TRACK	9.06	80 E 200 310 393000 967	05/31/2019
				Totals for Weissmiller, Desirae	46.30		
157701	05/31/2019	Wenzel, Leon	0 4/29/19	JV DH SB VS MERRILL	100.00	10 E 400 310 162000 964	05/31/2019
157701	05/31/2019	Wenzel, Leon	0 4/30/19	BB DH VS RHINELANDER	60.00	10 E 400 310 162000 963	05/31/2019
157701	05/31/2019	Wenzel, Leon	0 5/10/19	G8 SB VS DC EVEREST	80.00	80 E 200 310 393000 964	05/31/2019
157701	05/31/2019	Wenzel, Leon	0 5/13/19	JV SB VS ANTIGO	50.00	10 E 400 310 162000 964	05/31/2019
157701	05/31/2019	Wenzel, Leon	0 5/14/19	G8 SB VS ATHENS	50.00	80 E 200 310 393000 964	05/31/2019
157701	05/31/2019	Wenzel, Leon	0 5/14/19	G8 SB VS MARSHFIELD	50.00	80 E 200 310 393000 964	05/31/2019
157701	05/31/2019	Wenzel, Leon	0 5/15/19	JV SB VS MOSINEE	50.00	10 E 400 310 162000 964	05/31/2019
157701	05/31/2019	Wenzel, Leon	0 5/17/19	JV2 BB VS NORTHLAND PINES	50.00	10 E 400 310 162000 963	05/31/2019
157701	05/31/2019	Wenzel, Leon	0 5/18/19	JV2 BB TRIANGULAR	150.00	10 E 400 310 162000 963	05/31/2019
157701	05/31/2019	Wenzel, Leon	0 5/2/19	G8 SB VS HORACE MANN	50.00	80 E 200 310 393000 964	05/31/2019
157701	05/31/2019	Wenzel, Leon	0 5/20/19	BB VS RIB LAKE	30.00	10 E 400 310 162000 963	05/31/2019
157701	05/31/2019	Wenzel, Leon	0 5/21/19	JV BB VS TOMAHAWK	50.00	10 E 400 310 162000 963	05/31/2019
157701	05/31/2019	Wenzel, Leon	0 5/23/19	BB REGIONAL VS ABBOTSFORD-COLBY	30.00	10 E 400 310 162000 963	05/31/2019
157701	05/31/2019	Wenzel, Leon	0 5/3/19	JV SB VS TOMAHAWK	50.00	10 E 400 310 162000 964	05/31/2019
157701	05/31/2019	Wenzel, Leon	0 5/7/19	BB DH VS ANTIGO	60.00	10 E 400 310 162000 963	05/31/2019
				Totals for Wenzel, Leon	910.00		
157702	05/31/2019	Wiegel, Butch	0 5/7/19	JV2 DH BB VS ANTIGO	100.00	10 E 400 310 162000 963	05/31/2019
				Totals for Wiegel, Butch	100.00		
157703	05/31/2019	Wilson, Ean	0 5/16/19	JV GNC TRACK MEET	12.68	10 E 400 310 162000 967	05/31/2019
157703	05/31/2019	Wilson, Ean	0 5/16/19	JV GNC TRACK MEET	12.69	10 E 400 310 162000 966	05/31/2019
				Totals for Wilson, Ean	25.37		
157704	05/31/2019	Wilson, Kimberley	0 5/16/19	JV GNC TRACK MEET	24.37	10 E 400 310 162000 967	05/31/2019
157704	05/31/2019	Wilson, Kimberley	0 5/16/19	JV GNC TRACK MEET	24.38	10 E 400 310 162000 966	05/31/2019
157704	05/31/2019	Wilson, Kimberley	0 5/2/19	MAMS TRACK	17.88	80 E 200 310 393000 966	05/31/2019
157704	05/31/2019	Wilson, Kimberley	0 5/2/19	MAMS TRACK	17.87	80 E 200 310 393000 967	05/31/2019
				Totals for Wilson, Kimberley	84.50		
157705	05/31/2019	Wipf, Brian	0 5/7/19	JV GIRLS SOCCER VS NORTHLAND PINES	50.00	10 E 400 310 162000 965	05/31/2019
				Totals for Wipf, Brian	50.00		
157706	05/31/2019	Nicolet National Bank	0 05/31/19PR	FICA/MCA REMITTANCE	70,386.67-	10 A 000 000 711100 000	05/31/2019
157706	05/31/2019	Nicolet National Bank	0 05/31/19PR	FICA/MCA REMITTANCE	70,386.62	10 L 000 000 811611 000	05/31/2019
157706	05/31/2019	Nicolet National Bank	0 05/31/19PR	FICA/MCA REMITTANCE	0.05	10 E 100 220 110000 000	05/31/2019
157706	05/31/2019	Nicolet National Bank	0 05/31/19PR	FICA/MCA REMITTANCE	21,639.38-	27 A 000 000 711100 000	05/31/2019

CHECK #	CHECK DATE	VENDOR	PO INVOICE #	DESCRIPTION	CHECK AMOUNT	ACCOUNT				POST DATE
						NUMBER	NUMBER	NUMBER	NUMBER	
157706	05/31/2019	Nicolet National Bank	0 05/31/19PR	FICA/MCA REMITTANCE	21,639.38	27	L	000 000	811611 000	05/31/2019
157706	05/31/2019	Nicolet National Bank	0 05/31/19PR	FICA/MCA REMITTANCE	1,018.64	50	A	000 000	711100 000	05/31/2019
157706	05/31/2019	Nicolet National Bank	0 05/31/19PR	FICA/MCA REMITTANCE	1,018.64	50	L	000 000	811611 000	05/31/2019
157706	05/31/2019	Nicolet National Bank	0 05/31/19PR	FICA/MCA REMITTANCE	1,232.06	80	A	000 000	711100 000	05/31/2019
157706	05/31/2019	Nicolet National Bank	0 05/31/19PR	FICA/MCA REMITTANCE	1,232.06	80	L	000 000	811611 000	05/31/2019
157706	05/31/2019	Nicolet National Bank	0 05/31/19PR	FICA/MCA REMITTANCE	11,347.62	99	A	000 000	711100 000	05/31/2019
157706	05/31/2019	Nicolet National Bank	0 05/31/19PR	FICA/MCA REMITTANCE	11,347.62	99	L	000 000	811611 000	05/31/2019
157706	05/31/2019	Nicolet National Bank	0 05/31/19PR.	FEDERAL WITHHOLDING	34,954.14	10	A	000 000	711100 000	05/31/2019
157706	05/31/2019	Nicolet National Bank	0 05/31/19PR.	FEDERAL WITHHOLDING	34,954.14	10	L	000 000	811612 000	05/31/2019
157706	05/31/2019	Nicolet National Bank	0 05/31/19PR.	FEDERAL WITHHOLDING	9,767.93	27	A	000 000	711100 000	05/31/2019
157706	05/31/2019	Nicolet National Bank	0 05/31/19PR.	FEDERAL WITHHOLDING	9,767.93	27	L	000 000	811612 000	05/31/2019
157706	05/31/2019	Nicolet National Bank	0 05/31/19PR.	FEDERAL WITHHOLDING	554.23	50	A	000 000	711100 000	05/31/2019
157706	05/31/2019	Nicolet National Bank	0 05/31/19PR.	FEDERAL WITHHOLDING	554.23	50	L	000 000	811612 000	05/31/2019
157706	05/31/2019	Nicolet National Bank	0 05/31/19PR.	FEDERAL WITHHOLDING	477.08	80	A	000 000	711100 000	05/31/2019
157706	05/31/2019	Nicolet National Bank	0 05/31/19PR.	FEDERAL WITHHOLDING	477.08	80	L	000 000	811612 000	05/31/2019
157706	05/31/2019	Nicolet National Bank	0 05/31/19PR.	FEDERAL WITHHOLDING	5,082.66	99	A	000 000	711100 000	05/31/2019
157706	05/31/2019	Nicolet National Bank	0 05/31/19PR.	FEDERAL WITHHOLDING	5,082.66	99	L	000 000	811612 000	05/31/2019
157706	05/31/2019	Nicolet National Bank	0 05/31/19PR..	STATE WITHHOLDING	19,868.52	10	A	000 000	711100 000	05/31/2019
157706	05/31/2019	Nicolet National Bank	0 05/31/19PR..	STATE WITHHOLDING	19,868.52	10	L	000 000	811613 000	05/31/2019
157706	05/31/2019	Nicolet National Bank	0 05/31/19PR..	STATE WITHHOLDING	5,554.34	27	A	000 000	711100 000	05/31/2019
157706	05/31/2019	Nicolet National Bank	0 05/31/19PR..	STATE WITHHOLDING	5,554.34	27	L	000 000	811613 000	05/31/2019
157706	05/31/2019	Nicolet National Bank	0 05/31/19PR..	STATE WITHHOLDING	241.17	50	A	000 000	711100 000	05/31/2019
157706	05/31/2019	Nicolet National Bank	0 05/31/19PR..	STATE WITHHOLDING	241.17	50	L	000 000	811613 000	05/31/2019
157706	05/31/2019	Nicolet National Bank	0 05/31/19PR..	STATE WITHHOLDING	215.23	80	A	000 000	711100 000	05/31/2019
157706	05/31/2019	Nicolet National Bank	0 05/31/19PR..	STATE WITHHOLDING	215.23	80	L	000 000	811613 000	05/31/2019
157706	05/31/2019	Nicolet National Bank	0 05/31/19PR..	STATE WITHHOLDING	3,343.89	99	A	000 000	711100 000	05/31/2019
157706	05/31/2019	Nicolet National Bank	0 05/31/19PR..	STATE WITHHOLDING	3,343.89	99	L	000 000	811613 000	05/31/2019
157706	05/31/2019	Nicolet National Bank	0 05/31/19PR...	WI DEPT OF REV/GARNISHMENT	138.86	27	A	000 000	711100 000	05/31/2019
157706	05/31/2019	Nicolet National Bank	0 05/31/19PR...	WI DEPT OF REV/GARNISHMENT	138.86	27	L	000 000	811680 000	05/31/2019
157706	05/31/2019	Nicolet National Bank	0 05/31/19PR....	FLEXIBLE SPENDING	2,211.37	10	A	000 000	711100 000	05/31/2019
157706	05/31/2019	Nicolet National Bank	0 05/31/19PR....	FLEXIBLE SPENDING	2,211.37	10	L	000 000	811691 000	05/31/2019
157706	05/31/2019	Nicolet National Bank	0 05/31/19PR....	FLEXIBLE SPENDING	693.04	27	A	000 000	711100 000	05/31/2019
157706	05/31/2019	Nicolet National Bank	0 05/31/19PR....	FLEXIBLE SPENDING	693.04	27	L	000 000	811691 000	05/31/2019
157706	05/31/2019	Nicolet National Bank	0 05/31/19PR....	FLEXIBLE SPENDING	438.33	99	A	000 000	711100 000	05/31/2019
157706	05/31/2019	Nicolet National Bank	0 05/31/19PR....	FLEXIBLE SPENDING	438.33	99	L	000 000	811691 000	05/31/2019
157706	05/31/2019	Nicolet National Bank	0 05/31/19PR.....	TRUST ADVANTAGE	509.26	10	A	000 000	711100 000	05/31/2019
157706	05/31/2019	Nicolet National Bank	0 05/31/19PR.....	TRUST ADVANTAGE	229.16	27	A	000 000	711100 000	05/31/2019
157706	05/31/2019	Nicolet National Bank	0 05/31/19PR.....	TRUST ADVANTAGE	2.44	99	A	000 000	711100 000	05/31/2019
157706	05/31/2019	Nicolet National Bank	0 05/31/19PR.....	TRUST ADVANTAGE	509.26	10	L	000 000	811660 000	05/31/2019

CHECK #	CHECK DATE	VENDOR	PO INVOICE #	DESCRIPTION	CHECK AMOUNT	ACCOUNT				POST DATE
						NUMBER	NUMBER	NUMBER	NUMBER	
157706	05/31/2019	Nicolet National Bank	0 05/31/19PR.....	TRUST ADVANTAGE	229.16	27	L	000 000 811660 000	05/31/2019	
157706	05/31/2019	Nicolet National Bank	0 05/31/19PR.....	TRUST ADVANTAGE	2.44	99	L	000 000 811660 000	05/31/2019	
157706	05/31/2019	Nicolet National Bank	0 05/31/19PR.....	AMERICAN FUNDS	2,753.32-	10	A	000 000 711100 000	05/31/2019	
157706	05/31/2019	Nicolet National Bank	0 05/31/19PR.....	AMERICAN FUNDS	2,753.32	10	L	000 000 811670 000	05/31/2019	
157706	05/31/2019	Nicolet National Bank	0 05/31/19PR.....	AMERICAN FUNDS	170.00-	99	A	000 000 711100 000	05/31/2019	
157706	05/31/2019	Nicolet National Bank	0 05/31/19PR.....	AMERICAN FUNDS	170.00	99	L	000 000 811670 000	05/31/2019	
157706	05/31/2019	Nicolet National Bank	0 05/31/19PR.....	MASS MUTUAL	2,703.40-	10	A	000 000 711100 000	05/31/2019	
157706	05/31/2019	Nicolet National Bank	0 05/31/19PR.....	MASS MUTUAL	2,703.40	10	L	000 000 811670 000	05/31/2019	
157706	05/31/2019	Nicolet National Bank	0 05/31/19PR.....	MASS MUTUAL	10.00-	27	A	000 000 711100 000	05/31/2019	
157706	05/31/2019	Nicolet National Bank	0 05/31/19PR.....	MASS MUTUAL	10.00	27	L	000 000 811670 000	05/31/2019	
157706	05/31/2019	Nicolet National Bank	0 05/31/19PR.....	MASS MUTUAL	367.88-	99	A	000 000 711100 000	05/31/2019	
157706	05/31/2019	Nicolet National Bank	0 05/31/19PR.....	MASS MUTUAL	367.88	99	L	000 000 811670 000	05/31/2019	
157706	05/31/2019	Nicolet National Bank	0 05/31/19PR.....	WRS - MAY	17,826.67-	10	A	000 000 711100 000	05/31/2019	
157706	05/31/2019	Nicolet National Bank	0 05/31/19PR.....	WRS - MAY	17,826.66	10	L	000 000 811622 000	05/31/2019	
157706	05/31/2019	Nicolet National Bank	0 05/31/19PR.....	WRS - MAY	0.01	10	E	100 211 110000 000	05/31/2019	
157706	05/31/2019	Nicolet National Bank	0 05/31/19PR.....	WRS - MAY	10,495.36-	27	A	000 000 711100 000	05/31/2019	
157706	05/31/2019	Nicolet National Bank	0 05/31/19PR.....	WRS - MAY	10,495.36	27	L	000 000 811622 000	05/31/2019	
157706	05/31/2019	Nicolet National Bank	0 05/31/19PR.....	WRS - MAY	1,713.06-	50	A	000 000 711100 000	05/31/2019	
157706	05/31/2019	Nicolet National Bank	0 05/31/19PR.....	WRS - MAY	1,713.06	50	L	000 000 811622 000	05/31/2019	
157706	05/31/2019	Nicolet National Bank	0 05/31/19PR.....	WRS - MAY	2,015.22-	99	A	000 000 711100 000	05/31/2019	
157706	05/31/2019	Nicolet National Bank	0 05/31/19PR.....	WRS - MAY	2,015.22	99	L	000 000 811622 000	05/31/2019	
157706	05/31/2019	Nicolet National Bank	0 05/31/19PR.....	WTRS - MAY	91,340.73-	10	A	000 000 711100 000	05/31/2019	
157706	05/31/2019	Nicolet National Bank	0 05/31/19PR.....	WTRS - MAY	91,340.36	10	L	000 000 811621 000	05/31/2019	
157706	05/31/2019	Nicolet National Bank	0 05/31/19PR.....	WTRS - MAY	0.37	10	E	100 211 110000 000	05/31/2019	
157706	05/31/2019	Nicolet National Bank	0 05/31/19PR.....	WTRS - MAY	25,497.58-	27	A	000 000 711100 000	05/31/2019	
157706	05/31/2019	Nicolet National Bank	0 05/31/19PR.....	WTRS - MAY	25,497.58	27	L	000 000 811621 000	05/31/2019	
157706	05/31/2019	Nicolet National Bank	0 05/31/19PR.....	WTRS - MAY	595.00-	80	A	000 000 711100 000	05/31/2019	
157706	05/31/2019	Nicolet National Bank	0 05/31/19PR.....	WTRS - MAY	595.00	80	L	000 000 811621 000	05/31/2019	
157706	05/31/2019	Nicolet National Bank	0 05/31/19PR.....	WTRS - MAY	18,107.36-	99	A	000 000 711100 000	05/31/2019	
157706	05/31/2019	Nicolet National Bank	0 05/31/19PR.....	WTRS - MAY	18,107.36	99	L	000 000 811621 000	05/31/2019	
				Totals for Nicolet National Bank	0.00					
157707	05/31/2019	Delta Dental of Wisconsin	0 05/31/19PR	DENTAL - JUNE	18,530.11	10	L	000 000 811632 000	05/31/2019	
157707	05/31/2019	Delta Dental of Wisconsin	0 05/31/19PR	DENTAL - JUNE	7,439.42	27	L	000 000 811632 000	05/31/2019	
157707	05/31/2019	Delta Dental of Wisconsin	0 05/31/19PR	DENTAL - JUNE	399.68	50	L	000 000 811632 000	05/31/2019	
157707	05/31/2019	Delta Dental of Wisconsin	0 05/31/19PR	DENTAL - JUNE	3,530.45	99	L	000 000 811632 000	05/31/2019	
				Totals for Delta Dental of Wisconsin	29,899.66					
157708	05/31/2019	Kansas City Life Insurance Co	0 05/31/19PR	LTD - JUNE	2,600.70	10	L	000 000 811633 000	05/31/2019	
157708	05/31/2019	Kansas City Life Insurance Co	0 05/31/19PR	LTD - JUNE	871.36	27	L	000 000 811633 000	05/31/2019	
157708	05/31/2019	Kansas City Life Insurance Co	0 05/31/19PR	LTD - JUNE	42.02	50	L	000 000 811633 000	05/31/2019	

CHECK #	CHECK DATE	VENDOR	PO	INVOICE #	DESCRIPTION	CHECK AMOUNT	ACCOUNT				POST DATE
							NUMBER	NUMBER	NUMBER	NUMBER	
157708	05/31/2019	Kansas City Life Insurance Co	0	05/31/19PR	LTD - JUNE	583.89	99	L	000 000	811633 000	05/31/2019
157708	05/31/2019	Kansas City Life Insurance Co	0	05/31/19PR	LTD - JUNE	0.54	21	L	000 000	811633 000	05/31/2019
Totals for Kansas City Life Insurance Co						4,098.51					
157709	05/31/2019	Security Health Plan	0	05/31/19PR	HEALTH - JUNE	231,750.10	10	L	000 000	811631 000	05/31/2019
157709	05/31/2019	Security Health Plan	0	05/31/19PR	HEALTH - JUNE	92,508.54	27	L	000 000	811631 000	05/31/2019
157709	05/31/2019	Security Health Plan	0	05/31/19PR	HEALTH - JUNE	5,783.88	50	L	000 000	811631 000	05/31/2019
157709	05/31/2019	Security Health Plan	0	05/31/19PR	HEALTH - JUNE	43,166.79	99	L	000 000	811631 000	05/31/2019
Totals for Security Health Plan						373,209.31					
157710	05/31/2019	Thrivent Financial/Lutherans	0	05/31/19PR	ACCT #000192600-001	950.00	10	L	000 000	811670 000	05/31/2019
Totals for Thrivent Financial/Lutherans						950.00					
157711	05/31/2019	Thrivent Mutual Funds	0	05/31/19PR	GROUP #73190820	970.00	10	L	000 000	811670 000	05/31/2019
157711	05/31/2019	Thrivent Mutual Funds	0	05/31/19PR	GROUP #73190820	530.00	99	L	000 000	811670 000	05/31/2019
Totals for Thrivent Mutual Funds						1,500.00					
157712	05/31/2019	AXA Equitable	0	05/31/19PR	UNIT #008365-001	700.00	10	L	000 000	811670 000	05/31/2019
Totals for AXA Equitable						700.00					
157713	05/31/2019	WEA MEMBER BENEFITS	0	05/31/19PR	UNTI #0051	4,950.00	10	L	000 000	811670 000	05/31/2019
157713	05/31/2019	WEA MEMBER BENEFITS	0	05/31/19PR	UNTI #0051	400.00	27	L	000 000	811670 000	05/31/2019
157713	05/31/2019	WEA MEMBER BENEFITS	0	05/31/19PR	UNTI #0051	70.00	99	L	000 000	811670 000	05/31/2019
157713	05/31/2019	WEA MEMBER BENEFITS	0	05/31/19PR.	UNTI #0051 ROTH TSA	2,177.00	10	L	000 000	811670 000	05/31/2019
157713	05/31/2019	WEA MEMBER BENEFITS	0	05/31/19PR.	UNTI #0051 ROTH TSA	200.00	27	L	000 000	811670 000	05/31/2019
157713	05/31/2019	WEA MEMBER BENEFITS	0	05/31/19PR.	UNTI #0051 ROTH TSA	903.00	99	L	000 000	811670 000	05/31/2019
Totals for WEA MEMBER BENEFITS						8,700.00					
157714	05/31/2019	Wells Fargo Bank, NA	0	05/31/19PR	98971-01 WDC 457 PLAN	1,843.00	10	L	000 000	811670 000	05/31/2019
157714	05/31/2019	Wells Fargo Bank, NA	0	05/31/19PR	98971-01 WDC 457 PLAN	50.00	27	L	000 000	811670 000	05/31/2019
157714	05/31/2019	Wells Fargo Bank, NA	0	05/31/19PR	98971-01 WDC 457 PLAN	3.00	99	L	000 000	811670 000	05/31/2019
Totals for Wells Fargo Bank, NA						1,896.00					
157715	05/31/2019	US Department of Education	0	05/31/19PR	GARNISHMENT	433.97	10	L	000 000	811680 000	05/31/2019
Totals for US Department of Education						433.97					
157716	05/31/2019	WI SCTF	0	05/31/19PR	CHILD SUPPORT	286.00	10	L	000 000	811680 000	05/31/2019
157716	05/31/2019	WI SCTF	0	05/31/19PR.	CHILD SUPPORT	73.00	10	L	000 000	811680 000	05/31/2019
157716	05/31/2019	WI SCTF	0	05/31/19PR..	CHILD SUPPORT	200.00	10	L	000 000	811680 000	05/31/2019
Totals for WI SCTF						559.00					
157717	05/31/2019	Krug's Bus Service Inc	0	4/26/19-5/23/19	PUPIL TRANSPORTATION	3,345.18	10	E	100 341	256770 000	05/31/2019
157717	05/31/2019	Krug's Bus Service Inc	0	4/26/19-5/23/19	PUPIL TRANSPORTATION	2,757.73	10	E	101 341	256770 000	05/31/2019
157717	05/31/2019	Krug's Bus Service Inc	0	4/26/19-5/23/19	PUPIL TRANSPORTATION	1,909.81	10	E	200 341	256770 000	05/31/2019
157717	05/31/2019	Krug's Bus Service Inc	0	4/26/19-5/23/19	PUPIL TRANSPORTATION	3,429.13	10	E	400 341	256741 000	05/31/2019
157717	05/31/2019	Krug's Bus Service Inc	0	4/26/19-5/23/19	PUPIL TRANSPORTATION	216.68	10	E	400 341	256770 000	05/31/2019
157717	05/31/2019	Krug's Bus Service Inc	0	4/26/19-5/23/19	PUPIL TRANSPORTATION	108,503.60	10	E	800 341	256710 000	05/31/2019
157717	05/31/2019	Krug's Bus Service Inc	0	4/26/19-5/23/19	PUPIL TRANSPORTATION	3,706.52	10	E	800 341	256720 000	05/31/2019

CHECK #	CHECK DATE	VENDOR	PO	INVOICE #	DESCRIPTION	CHECK AMOUNT	ACCOUNT					POST DATE	
				NUMBER			NUMBER						
157717	05/31/2019	Krug's Bus Service Inc	0	4/26/19-5/23/19	PUPIL TRANSPORTATION	1,927.83	27	E	800	348	256251	011	05/31/2019
157717	05/31/2019	Krug's Bus Service Inc	0	4/26/19-5/23/19	PUPIL TRANSPORTATION	98.22	27	E	400	341	256770	011	05/31/2019
157717	05/31/2019	Krug's Bus Service Inc	0	4/26/19-5/23/19	PUPIL TRANSPORTATION	765.28	99	E	800	341	110000	360	05/31/2019
157717	05/31/2019	Krug's Bus Service Inc	0	4/26/19-5/23/19	PUPIL TRANSPORTATION	150.00	21	E	101	341	240000	110	05/31/2019
157717	05/31/2019	Krug's Bus Service Inc	0	4/26/19-5/23/19	PUPIL TRANSPORTATION	1,265.00	21	E	200	341	240000	276	05/31/2019
157717	05/31/2019	Krug's Bus Service Inc	0	4/26/19-5/23/19	PUPIL TRANSPORTATION	1,329.39	10	E	400	341	256742	968	05/31/2019
157717	05/31/2019	Krug's Bus Service Inc	0	4/26/19-5/23/19	PUPIL TRANSPORTATION	5,378.69	10	E	400	341	256742	963	05/31/2019
157717	05/31/2019	Krug's Bus Service Inc	0	4/26/19-5/23/19	PUPIL TRANSPORTATION	3,307.54	10	E	400	341	256742	964	05/31/2019
157717	05/31/2019	Krug's Bus Service Inc	0	4/26/19-5/23/19	PUPIL TRANSPORTATION	3,457.21	10	E	400	341	256742	965	05/31/2019
157717	05/31/2019	Krug's Bus Service Inc	0	4/26/19-5/23/19	PUPIL TRANSPORTATION	2,501.91	10	E	400	341	256742	966	05/31/2019
157717	05/31/2019	Krug's Bus Service Inc	0	4/26/19-5/23/19	PUPIL TRANSPORTATION	2,501.90	10	E	400	341	256742	967	05/31/2019
157717	05/31/2019	Krug's Bus Service Inc	0	4/26/19-5/23/19	PUPIL TRANSPORTATION	984.66	80	E	200	341	256742	964	05/31/2019
157717	05/31/2019	Krug's Bus Service Inc	0	4/26/19-5/23/19	PUPIL TRANSPORTATION	710.85	80	E	200	341	256742	967	05/31/2019
157717	05/31/2019	Krug's Bus Service Inc	0	4/26/19-5/23/19	PUPIL TRANSPORTATION	662.28	80	E	200	341	256742	966	05/31/2019
					Totals for Krug's Bus Service Inc	148,909.41							
157718	05/31/2019	Medford Area Public School Dis	0	06/03/19PR	PAYROLL REMITTANCE	1,345,511.41	10	A	000	000	711100	000	05/31/2019
					Totals for Medford Area Public School Di	1,345,511.41							
157719	06/03/2019	Nicolet National Bank	0	06/03/19PR	FICA/MCA REMITTANCE	220,340.36-	10	A	000	000	711100	000	06/03/2019
157719	06/03/2019	Nicolet National Bank	0	06/03/19PR	FICA/MCA REMITTANCE	220,339.90	10	L	000	000	811611	000	06/03/2019
157719	06/03/2019	Nicolet National Bank	0	06/03/19PR	FICA/MCA REMITTANCE	0.46	10	E	100	220	110000	000	06/03/2019
157719	06/03/2019	Nicolet National Bank	0	06/03/19PR	FICA/MCA REMITTANCE	51,405.00-	27	A	000	000	711100	000	06/03/2019
157719	06/03/2019	Nicolet National Bank	0	06/03/19PR	FICA/MCA REMITTANCE	51,405.00	27	L	000	000	811611	000	06/03/2019
157719	06/03/2019	Nicolet National Bank	0	06/03/19PR	FICA/MCA REMITTANCE	104.80-	80	A	000	000	711100	000	06/03/2019
157719	06/03/2019	Nicolet National Bank	0	06/03/19PR	FICA/MCA REMITTANCE	104.80	80	L	000	000	811611	000	06/03/2019
157719	06/03/2019	Nicolet National Bank	0	06/03/19PR	FICA/MCA REMITTANCE	2,949.64-	99	A	000	000	711100	000	06/03/2019
157719	06/03/2019	Nicolet National Bank	0	06/03/19PR	FICA/MCA REMITTANCE	2,949.64	99	L	000	000	811611	000	06/03/2019
157719	06/03/2019	Nicolet National Bank	0	06/03/19PR	FICA/MCA REMITTANCE	220,340.36	10	A	000	000	711100	000	06/03/2019
157719	06/03/2019	Nicolet National Bank	0	06/03/19PR	FICA/MCA REMITTANCE	220,339.90-	10	L	000	000	811611	000	06/03/2019
157719	06/03/2019	Nicolet National Bank	0	06/03/19PR	FICA/MCA REMITTANCE	0.46-	10	E	100	220	110000	000	06/03/2019
157719	06/03/2019	Nicolet National Bank	0	06/03/19PR	FICA/MCA REMITTANCE	51,405.00	27	A	000	000	711100	000	06/03/2019
157719	06/03/2019	Nicolet National Bank	0	06/03/19PR	FICA/MCA REMITTANCE	51,405.00-	27	L	000	000	811611	000	06/03/2019
157719	06/03/2019	Nicolet National Bank	0	06/03/19PR	FICA/MCA REMITTANCE	104.80	80	A	000	000	711100	000	06/03/2019
157719	06/03/2019	Nicolet National Bank	0	06/03/19PR	FICA/MCA REMITTANCE	104.80-	80	L	000	000	811611	000	06/03/2019
157719	06/03/2019	Nicolet National Bank	0	06/03/19PR	FICA/MCA REMITTANCE	2,949.64	99	A	000	000	711100	000	06/03/2019
157719	06/03/2019	Nicolet National Bank	0	06/03/19PR	FICA/MCA REMITTANCE	2,949.64-	99	L	000	000	811611	000	06/03/2019
157719	06/03/2019	Nicolet National Bank	0	06/03/19PR.	FEDERAL WITHHOLDING	118,326.61-	10	A	000	000	711100	000	06/03/2019
157719	06/03/2019	Nicolet National Bank	0	06/03/19PR.	FEDERAL WITHHOLDING	118,326.61	10	L	000	000	811612	000	06/03/2019
157719	06/03/2019	Nicolet National Bank	0	06/03/19PR.	FEDERAL WITHHOLDING	26,106.95-	27	A	000	000	711100	000	06/03/2019
157719	06/03/2019	Nicolet National Bank	0	06/03/19PR.	FEDERAL WITHHOLDING	26,106.95	27	L	000	000	811612	000	06/03/2019

CHECK #	CHECK DATE	VENDOR	PO INVOICE #	DESCRIPTION	CHECK AMOUNT	ACCOUNT			POST DATE
						NUMBER	NUMBER	NUMBER	
157719	06/03/2019	Nicolet National Bank	0 06/03/19PR.	FEDERAL WITHHOLDING	51.10-	80 A	000 000	711100 000	06/03/2019
157719	06/03/2019	Nicolet National Bank	0 06/03/19PR.	FEDERAL WITHHOLDING	51.10	80 L	000 000	811612 000	06/03/2019
157719	06/03/2019	Nicolet National Bank	0 06/03/19PR.	FEDERAL WITHHOLDING	1,117.84-	99 A	000 000	711100 000	06/03/2019
157719	06/03/2019	Nicolet National Bank	0 06/03/19PR.	FEDERAL WITHHOLDING	1,117.84	99 L	000 000	811612 000	06/03/2019
157719	06/03/2019	Nicolet National Bank	0 06/03/19PR.	FEDERAL WITHHOLDING	118,326.61	10 A	000 000	711100 000	06/03/2019
157719	06/03/2019	Nicolet National Bank	0 06/03/19PR.	FEDERAL WITHHOLDING	118,326.61-	10 L	000 000	811612 000	06/03/2019
157719	06/03/2019	Nicolet National Bank	0 06/03/19PR.	FEDERAL WITHHOLDING	26,106.95	27 A	000 000	711100 000	06/03/2019
157719	06/03/2019	Nicolet National Bank	0 06/03/19PR.	FEDERAL WITHHOLDING	26,106.95-	27 L	000 000	811612 000	06/03/2019
157719	06/03/2019	Nicolet National Bank	0 06/03/19PR.	FEDERAL WITHHOLDING	51.10	80 A	000 000	711100 000	06/03/2019
157719	06/03/2019	Nicolet National Bank	0 06/03/19PR.	FEDERAL WITHHOLDING	51.10-	80 L	000 000	811612 000	06/03/2019
157719	06/03/2019	Nicolet National Bank	0 06/03/19PR.	FEDERAL WITHHOLDING	1,117.84	99 A	000 000	711100 000	06/03/2019
157719	06/03/2019	Nicolet National Bank	0 06/03/19PR.	FEDERAL WITHHOLDING	1,117.84-	99 L	000 000	811612 000	06/03/2019
				Totals for Nicolet National Bank	0.00				
157720	06/03/2019	Nicolet National Bank	0 06/03/19PR	FICA/MCA REMITTANCE	220,200.19-	10 A	000 000	711100 000	06/03/2019
157720	06/03/2019	Nicolet National Bank	0 06/03/19PR	FICA/MCA REMITTANCE	220,199.74	10 L	000 000	811611 000	06/03/2019
157720	06/03/2019	Nicolet National Bank	0 06/03/19PR	FICA/MCA REMITTANCE	0.45	10 E	100 220	110000 000	06/03/2019
157720	06/03/2019	Nicolet National Bank	0 06/03/19PR	FICA/MCA REMITTANCE	51,405.00-	27 A	000 000	711100 000	06/03/2019
157720	06/03/2019	Nicolet National Bank	0 06/03/19PR	FICA/MCA REMITTANCE	51,405.00	27 L	000 000	811611 000	06/03/2019
157720	06/03/2019	Nicolet National Bank	0 06/03/19PR	FICA/MCA REMITTANCE	104.80-	80 A	000 000	711100 000	06/03/2019
157720	06/03/2019	Nicolet National Bank	0 06/03/19PR	FICA/MCA REMITTANCE	104.80	80 L	000 000	811611 000	06/03/2019
157720	06/03/2019	Nicolet National Bank	0 06/03/19PR	FICA/MCA REMITTANCE	2,949.64-	99 A	000 000	711100 000	06/03/2019
157720	06/03/2019	Nicolet National Bank	0 06/03/19PR	FICA/MCA REMITTANCE	2,949.64	99 L	000 000	811611 000	06/03/2019
157720	06/03/2019	Nicolet National Bank	0 06/03/19PR.	FEDERAL WITHHOLDING	118,247.75-	10 A	000 000	711100 000	06/03/2019
157720	06/03/2019	Nicolet National Bank	0 06/03/19PR.	FEDERAL WITHHOLDING	118,247.75	10 L	000 000	811612 000	06/03/2019
157720	06/03/2019	Nicolet National Bank	0 06/03/19PR.	FEDERAL WITHHOLDING	26,106.95-	27 A	000 000	711100 000	06/03/2019
157720	06/03/2019	Nicolet National Bank	0 06/03/19PR.	FEDERAL WITHHOLDING	26,106.95	27 L	000 000	811612 000	06/03/2019
157720	06/03/2019	Nicolet National Bank	0 06/03/19PR.	FEDERAL WITHHOLDING	51.10-	80 A	000 000	711100 000	06/03/2019
157720	06/03/2019	Nicolet National Bank	0 06/03/19PR.	FEDERAL WITHHOLDING	51.10	80 L	000 000	811612 000	06/03/2019
157720	06/03/2019	Nicolet National Bank	0 06/03/19PR.	FEDERAL WITHHOLDING	1,117.84-	99 A	000 000	711100 000	06/03/2019
157720	06/03/2019	Nicolet National Bank	0 06/03/19PR.	FEDERAL WITHHOLDING	1,117.84	99 L	000 000	811612 000	06/03/2019
				Totals for Nicolet National Bank	0.00				
157721	06/03/2019	Medford Area Public School Dis	0 06/04/19PR	PAYROLL REMITTANCE	281,224.96	10 A	000 000	711100 000	06/03/2019
				Totals for Medford Area Public School Di	281,224.96				
157722	06/03/2019	Abegglen, Amy	0 2018/19	POEMS BY ANONYMOUS-1ST	50.00	10 E	800 310	172000 000	06/03/2019
				Totals for Abegglen, Amy	50.00				
157723	06/03/2019	Alexander, Kurt	0 5/28/19	BB REGIONAL VS RHINELANDER	30.00	10 E	400 310	162000 963	06/03/2019
157723	06/03/2019	Alexander, Kurt	0 5/29/19	BB REGIONAL VS ANTIGO	30.00	10 E	400 310	162000 963	06/03/2019
				Totals for Alexander, Kurt	60.00				
157724	06/03/2019	AP Examinations	0 501260	2019 AP EXAMS	13,351.00	10 E	800 411	221200 000	06/03/2019

CHECK #	CHECK DATE	VENDOR	PO INVOICE #	DESCRIPTION	CHECK AMOUNT	ACCOUNT	POST DATE
			NUMBER			NUMBER	
				Totals for AP Examinations	13,351.00		
157725	06/03/2019	AT&T	0 8304338408	831-000-7980 645: APRIL	1,052.14	10 E 800 355 260000 000	06/03/2019
				Totals for AT&T	1,052.14		
157726	06/03/2019	Brost, Sophie	0 5/16/19	JV GNC TRACK MEET	8.15	10 E 400 310 162000 967	06/03/2019
157726	06/03/2019	Brost, Sophie	0 5/16/19	JV GNC TRACK MEET	8.16	10 E 400 310 162000 966	06/03/2019
				Totals for Brost, Sophie	16.31		
157727	06/03/2019	D C Everest High School	0 19.0603	SOLO/ENSEMBLE STIPEND	50.00	10 E 400 310 125400 000	06/03/2019
				Totals for D C Everest High School	50.00		
157728	06/03/2019	Drallmeier, Trevon	0 5/2/19	MAMS TRACK	13.60	80 E 200 310 393000 966	06/03/2019
157728	06/03/2019	Drallmeier, Trevon	0 5/2/19	MAMS TRACK	13.59	80 E 200 310 393000 967	06/03/2019
				Totals for Drallmeier, Trevon	27.19		
157729	06/03/2019	Fronk, Marissa	0 5/2/19	MAMS TRACK	15.40	80 E 200 310 393000 966	06/03/2019
157729	06/03/2019	Fronk, Marissa	0 5/2/19	MAMS TRACK	15.41	80 E 200 310 393000 967	06/03/2019
				Totals for Fronk, Marissa	30.81		
157730	06/03/2019	Gopher Sport	3001800263 9596057	recess consumables	379.00	10 E 100 411 110000 000	06/03/2019
				Totals for Gopher Sport	379.00		
157731	06/03/2019	Green Bee Floral Designs LLC	0 5.29.19	RETIREMENT FLOWERS	336.00	10 E 800 411 231000 000	06/03/2019
				Totals for Green Bee Floral Designs LLC	336.00		
157732	06/03/2019	Gutsch, Ryan	0 6/1/19	REGIONAL GIRLS SOCCER VS NEW LONDON	80.00	10 E 400 310 162000 965	06/03/2019
				Totals for Gutsch, Ryan	80.00		
157733	06/03/2019	Heckel, Kimberly	0 5/30/19	REGIONAL GIRLS SOCCER VS WAUPACA	30.00	10 E 400 310 162000 965	06/03/2019
157733	06/03/2019	Heckel, Kimberly	0 6/1/19	REGIONAL GIRLS SOCCER VS NEW LONDON	30.00	10 E 400 310 162000 965	06/03/2019
				Totals for Heckel, Kimberly	60.00		
157734	06/03/2019	Hoffland, Matthew	0 6/1/19	REGIONAL GIRLS SOCCER VS NEW LONDON	150.00	10 E 400 310 162000 965	06/03/2019
				Totals for Hoffland, Matthew	150.00		
157735	06/03/2019	Husser, Nicholas	0 2018/19	POEMS BY ANONYMOUS - 3RD	10.00	10 E 800 310 172000 000	06/03/2019
				Totals for Husser, Nicholas	10.00		
157736	06/03/2019	Junior Achievement Of Medford	0 5/31/19	BRAT FRY PROCEEDS	1,335.50	10 E 800 411 221200 000	06/03/2019
				Totals for Junior Achievement Of Medford	1,335.50		
157737	06/03/2019	Kohl, Joshua	0 5/30/19	REGIONAL GIRLS SOCCER VS WAUPACA	30.00	10 E 400 310 162000 965	06/03/2019
157737	06/03/2019	Kohl, Joshua	0 6/1/19	REGIONAL GIRLS SOCCER VS NEW LONDON	30.00	10 E 400 310 162000 965	06/03/2019
				Totals for Kohl, Joshua	60.00		
157738	06/03/2019	Krause, Douglas	0 6/1/19	REGIONAL GIRLS SOCCER VS NEW LONDON	75.00	10 E 400 310 162000 965	06/03/2019
				Totals for Krause, Douglas	75.00		

CHECK #	CHECK DATE	VENDOR	PO INVOICE #	DESCRIPTION	CHECK AMOUNT	ACCOUNT	POST DATE
			NUMBER			NUMBER	
157739	06/03/2019	Manpower	0 7047	MASH TRACK: SPECIAL EDUCATION	214.20	27 E 800 310 158700 341	06/03/2019
157739	06/03/2019	Manpower	0 7048	MAMS VB	103.74	80 E 200 310 393000 951	06/03/2019
157739	06/03/2019	Manpower	0 7049	CLC STAFF	180.23	80 E 800 310 240000 740	06/03/2019
				Totals for Manpower	498.17		
157740	06/03/2019	Marshfield Parks & Recreation	0 13605	RURAL VIRTUAL ACADEMY - END OF YEAR PICNIC	170.62	99 E 800 411 110000 360	06/03/2019
				Totals for Marshfield Parks & Recreation	170.62		
157741	06/03/2019	MEP Solutions, LLC	0 1637	MAY	450.00	10 E 800 331 253000 000	06/03/2019
				Totals for MEP Solutions, LLC	450.00		
157742	06/03/2019	Ryskoski, Joshua	0 2018/19	POEMS BY ANONYMOUS - 2ND	25.00	10 E 800 310 172000 000	06/03/2019
				Totals for Ryskoski, Joshua	25.00		
157743	06/03/2019	Strebig, Dalton	0 4/29/19	JV DH SB VS MERRILL	100.00	10 E 400 310 162000 964	06/03/2019
				Totals for Strebig, Dalton	100.00		
157744	06/03/2019	Wenzel, Leon	0 5/28/19	BB REGIONAL VS RHINELANDER	30.00	10 E 400 310 162000 963	06/03/2019
157744	06/03/2019	Wenzel, Leon	0 5/29/19	BB REGIONAL VS ANTIGO	30.00	10 E 400 310 162000 963	06/03/2019
				Totals for Wenzel, Leon	60.00		
157745	06/03/2019	Steven's Tree Care	0 2128	TREE REMOVAL	1,000.00	10 E 400 320 254000 000	06/03/2019
				Totals for Steven's Tree Care	1,000.00		
157746	06/04/2019	Nicolet National Bank	0 06/04/19PR	FICA/MCA REMITTANCE	46,286.74-	10 A 000 000 711100 000	06/04/2019
157746	06/04/2019	Nicolet National Bank	0 06/04/19PR	FICA/MCA REMITTANCE	46,286.68	10 L 000 000 811611 000	06/04/2019
157746	06/04/2019	Nicolet National Bank	0 06/04/19PR	FICA/MCA REMITTANCE	0.06	10 E 100 220 110000 000	06/04/2019
157746	06/04/2019	Nicolet National Bank	0 06/04/19PR	FICA/MCA REMITTANCE	10,319.36-	27 A 000 000 711100 000	06/04/2019
157746	06/04/2019	Nicolet National Bank	0 06/04/19PR	FICA/MCA REMITTANCE	10,319.36	27 L 000 000 811611 000	06/04/2019
157746	06/04/2019	Nicolet National Bank	0 06/04/19PR	FICA/MCA REMITTANCE	161.12-	80 A 000 000 711100 000	06/04/2019
157746	06/04/2019	Nicolet National Bank	0 06/04/19PR	FICA/MCA REMITTANCE	161.12	80 L 000 000 811611 000	06/04/2019
157746	06/04/2019	Nicolet National Bank	0 06/04/19PR	FICA/MCA REMITTANCE	579.60-	99 A 000 000 711100 000	06/04/2019
157746	06/04/2019	Nicolet National Bank	0 06/04/19PR	FICA/MCA REMITTANCE	579.60	99 L 000 000 811611 000	06/04/2019
157746	06/04/2019	Nicolet National Bank	0 06/04/19PR.	FEDERAL WITHHOLDING	24,503.85-	10 A 000 000 711100 000	06/04/2019
157746	06/04/2019	Nicolet National Bank	0 06/04/19PR.	FEDERAL WITHHOLDING	24,503.85	10 L 000 000 811612 000	06/04/2019
157746	06/04/2019	Nicolet National Bank	0 06/04/19PR.	FEDERAL WITHHOLDING	5,315.14-	27 A 000 000 711100 000	06/04/2019
157746	06/04/2019	Nicolet National Bank	0 06/04/19PR.	FEDERAL WITHHOLDING	5,315.14	27 L 000 000 811612 000	06/04/2019
157746	06/04/2019	Nicolet National Bank	0 06/04/19PR.	FEDERAL WITHHOLDING	35.72-	80 A 000 000 711100 000	06/04/2019
157746	06/04/2019	Nicolet National Bank	0 06/04/19PR.	FEDERAL WITHHOLDING	35.72	80 L 000 000 811612 000	06/04/2019
157746	06/04/2019	Nicolet National Bank	0 06/04/19PR.	FEDERAL WITHHOLDING	215.73-	99 A 000 000 711100 000	06/04/2019
157746	06/04/2019	Nicolet National Bank	0 06/04/19PR.	FEDERAL WITHHOLDING	215.73	99 L 000 000 811612 000	06/04/2019
				Totals for Nicolet National Bank	0.00		
157747	06/04/2019	US Department of Education	0 06/04/19PR	GARNISHMENT	1,393.17	10 L 000 000 811680 000	06/04/2019
				Totals for US Department of Education	1,393.17		
157748	06/10/2019	Charter Communications	0 0062442052719	8245 11 246 0062442: 5/27-6/26/19	45.44	99 E 800 358 221200 360	06/10/2019

CHECK #	CHECK DATE	VENDOR	PO INVOICE #	DESCRIPTION	CHECK AMOUNT	ACCOUNT	POST DATE
			NUMBER			NUMBER	
				Totals for Charter Communications	45.44		
157749	06/10/2019	City Grill	0 E19229	RURAL VIRTUAL ACADEMY: 5/31/19	3,338.81	99 E 800 411 219000 360	06/10/2019
				Totals for City Grill	3,338.81		
157750	06/10/2019	Equal Right Division	0 APRIL	WORK PERMITS-ADDL AMOUNT	2.50	21 E 400 310 240000 497	06/10/2019
157750	06/10/2019	Equal Right Division	0 MAY	WORK PERMITS	165.00	21 E 400 310 240000 497	06/10/2019
				Totals for Equal Right Division	167.50		
157751	06/10/2019	Grant, Penny	0 REFUND	LOST LIBRARY BOOK	23.99	21 E 100 411 240000 040	06/10/2019
				Totals for Grant, Penny	23.99		
157752	06/10/2019	Hartl, Rose	0 2018/19	PURCHASE AWARD	75.00	10 E 800 411 232000 000	06/10/2019
				Totals for Hartl, Rose	75.00		
157753	06/10/2019	Manpower	0 7228	MASH TRACK: SPEDICAL EDUCATION	386.33	27 E 800 310 158700 341	06/10/2019
157753	06/10/2019	Manpower	0 7229	MASH FITNESS CENTER	33.25	80 E 400 310 230000 000	06/10/2019
157753	06/10/2019	Manpower	0 7230	CLC STAFF	435.45	80 E 800 310 240000 740	06/10/2019
				Totals for Manpower	855.03		
157754	06/10/2019	Mayer, Steve	0 6/3/19	MAMS OPEN GYM	15.00	80 E 200 310 240000 000	06/10/2019
				Totals for Mayer, Steve	15.00		
157755	06/10/2019	Mejia, Michelle	0 4/21-6/3/19	ELL TUTOR	1,152.00	10 E 800 310 171000 000	06/10/2019
				Totals for Mejia, Michelle	1,152.00		
157756	06/10/2019	Verizon Wireless	0 9830972489	582944984-00001: 5/27-6/26/19	618.84	10 E 800 355 260000 000	06/10/2019
157756	06/10/2019	Verizon Wireless	0 9830972489	582944984-00001: 5/27-6/26/19	223.62	99 E 800 355 221200 360	06/10/2019
				Totals for Verizon Wireless	842.46		
157757	06/10/2019	WAAE	0 19-CNFRG-1916	CONFERENCE FEE: LISA KOPP	258.00	10 E 800 310 221300 365	06/10/2019
157757	06/10/2019	WAAE	0 19-CNFRG-1917	CONFERENCE FEE: HANNA ROHLAND	258.00	10 E 800 310 221300 365	06/10/2019
				Totals for WAAE	516.00		
157758	06/10/2019	Xcel Energy	0 52-6418442-5	SES ELECTRICITY: 4/27-5/28/19	1,773.87	10 E 800 336 253000 000	06/10/2019
				Totals for Xcel Energy	1,773.87		
157759	06/10/2019	Medford Area Public School Dis	0 FS PAYMENTS	DEPOSITED IN GEN CHKING IN ERROR	109.15	50 A 000 000 816900 000	06/10/2019
				Totals for Medford Area Public School Di	109.15		
157760	06/11/2019	UW-GB Art Camp	0 6/23-28/19	REGISTRATION: NICHOLAS HUSSER	595.00	10 E 800 310 219000 000	06/11/2019
				Totals for UW-GB Art Camp	595.00		
157761	06/12/2019	Krug's Bus Service Inc	0 5/24/19-6/3/19	PUPIL TRANSPORTATION	1,290.36	10 E 100 341 256770 000	06/12/2019
157761	06/12/2019	Krug's Bus Service Inc	0 5/24/19-6/3/19	PUPIL TRANSPORTATION	1,887.09	10 E 200 341 256770 000	06/12/2019
157761	06/12/2019	Krug's Bus Service Inc	0 5/24/19-6/3/19	PUPIL TRANSPORTATION	56,483.58	10 E 800 341 256710 000	06/12/2019
157761	06/12/2019	Krug's Bus Service Inc	0 5/24/19-6/3/19	PUPIL TRANSPORTATION	1,150.06	10 E 800 341 256720 000	06/12/2019
157761	06/12/2019	Krug's Bus Service Inc	0 5/24/19-6/3/19	PUPIL TRANSPORTATION	555.74	27 E 800 348 256251 011	06/12/2019
157761	06/12/2019	Krug's Bus Service Inc	0 5/24/19-6/3/19	PUPIL TRANSPORTATION	4,354.50	21 E 200 341 240000 276	06/12/2019
157761	06/12/2019	Krug's Bus Service Inc	0 5/24/19-6/3/19	PUPIL TRANSPORTATION	450.00	21 E 100 341 240000 080	06/12/2019
157761	06/12/2019	Krug's Bus Service Inc	0 5/24/19-6/3/19	PUPIL TRANSPORTATION	141.77	10 E 400 341 256742 952	06/12/2019
157761	06/12/2019	Krug's Bus Service Inc	0 5/24/19-6/3/19	PUPIL TRANSPORTATION	71.89	10 E 400 341 256742 963	06/12/2019

CHECK #	CHECK DATE	VENDOR	PO INVOICE #		DESCRIPTION	CHECK AMOUNT	ACCOUNT				POST DATE		
			NUMBER	NUMBER			NUMBER	NUMBER	NUMBER	NUMBER			
157761	06/12/2019	Krug's Bus Service Inc	0	5/24/19-6/3/19	PUPIL TRANSPORTATION	78.20	80	E	200	341	256742	955	06/12/2019
157761	06/12/2019	Krug's Bus Service Inc	0	5/24/19-6/3/19	PUPIL TRANSPORTATION	48.77	80	E	200	341	256742	950	06/12/2019
					Totals for Krug's Bus Service Inc	66,511.96							
157762	06/12/2019	USPS - MEDFORD	0	BULK MAIL	DISTRICT NEWSLETTER	831.94	10	E	800	353	260000	000	06/12/2019
					Totals for USPS - MEDFORD	831.94							
157763	06/24/2019	Accu/Cut, LLC	3001800265	12298985	tray kit	74.00	10	E	100	411	110000	000	06/24/2019
					Totals for Accu/Cut, LLC	74.00							
157764	06/24/2019	Advance Auto Parts	0	2217-687599	GENERAL SUPPLIES	19.98	10	E	400	411	136000	000	06/24/2019
157764	06/24/2019	Advance Auto Parts	0	2217-688800	GENERAL SUPPLIES	11.98	10	E	200	411	253000	000	06/24/2019
157764	06/24/2019	Advance Auto Parts	0	2217-688857	GENERAL SUPPLIES	22.48	10	E	400	411	136000	000	06/24/2019
157764	06/24/2019	Advance Auto Parts	0	2217-688925	GENERAL SUPPLIES	12.99	10	E	400	411	136000	000	06/24/2019
157764	06/24/2019	Advance Auto Parts	0	2217-689225	GENERAL SUPPLIES	8.49	10	E	800	411	253000	000	06/24/2019
157764	06/24/2019	Advance Auto Parts	0	2217-690457	GENERAL SUPPLIES	9.99	10	E	200	411	253000	000	06/24/2019
157764	06/24/2019	Advance Auto Parts	0	3910585	CREDIT	17.99	10	E	400	411	136000	000	06/24/2019
157764	06/24/2019	Advance Auto Parts	0	936423	GENERAL SUPPLIES	5.09	10	E	400	411	136000	000	06/24/2019
					Totals for Advance Auto Parts	73.01							
157765	06/24/2019	All About Learning Press, Inc.	8001800332	213842	student supplies	63.90	99	E	800	470	110000	360	06/24/2019
157765	06/24/2019	All About Learning Press, Inc.	8001800335	214861	student materials	189.70	99	E	800	439	110000	360	06/24/2019
					Totals for All About Learning Press, Inc	253.60							
157766	06/24/2019	American Welding & Gas	4001800191	06376260	open po	55.15	10	E	400	571	136000	000	06/24/2019
					Totals for American Welding & Gas	55.15							
157767	06/24/2019	Ampro Data Services	0	C83603	GENERAL SUPPLIES	134.00	10	E	800	411	129300	000	06/24/2019
157767	06/24/2019	Ampro Data Services	0	C83633	GENERAL SUPPLIES	793.00	10	E	800	411	129300	000	06/24/2019
157767	06/24/2019	Ampro Data Services	0	C83691	GENERAL SUPPLIES	560.00	10	E	800	480	221500	000	06/24/2019
157767	06/24/2019	Ampro Data Services	0	C83720	DESKTOP	539.00	10	E	800	480	221500	000	06/24/2019
157767	06/24/2019	Ampro Data Services	0	C83745	RVA PHONES	4,935.00	99	E	800	440	221200	360	06/24/2019
157767	06/24/2019	Ampro Data Services	0	C83805	CHROMEBOOKS	625.00	10	E	100	435	129300	000	06/24/2019
157767	06/24/2019	Ampro Data Services	0	C83805	CHROMEBOOKS	6,025.00	10	E	100	440	129300	000	06/24/2019
157767	06/24/2019	Ampro Data Services	0	C83805	CHROMEBOOKS	1,250.00	10	E	200	435	129300	000	06/24/2019
157767	06/24/2019	Ampro Data Services	0	C83805	CHROMEBOOKS	8,200.00	10	E	200	440	129300	000	06/24/2019
157767	06/24/2019	Ampro Data Services	2001800232	C83773	OPEN PO	189.00	10	E	200	411	129300	000	06/24/2019
157767	06/24/2019	Ampro Data Services	9001800157	C83775	open po	517.00	27	E	800	411	158700	341	06/24/2019
157767	06/24/2019	Ampro Data Services	9001800157	C83776	open po	179.00	27	E	800	411	158700	341	06/24/2019
					Totals for Ampro Data Services	23,946.00							
157768	06/24/2019	Anderson, Kristin	0	REIMBURSE	CLASSROOM ALLOTMENT	87.93	10	E	100	411	110000	000	06/24/2019
157768	06/24/2019	Anderson, Kristin	0	REIMBURSE2	CLASSROOM ALLOTMENT	48.78	10	E	100	411	110000	000	06/24/2019
					Totals for Anderson, Kristin	136.71							
157769	06/24/2019	Apple Support Center	8011800131	AA19477376	ipads	1,398.00	10	E	100	411	129300	000	06/24/2019
157769	06/24/2019	Apple Support Center	8011800131	AA19514349	ipads	10,290.00	10	E	100	440	129300	000	06/24/2019

CHECK #	CHECK DATE	VENDOR	PO INVOICE #		DESCRIPTION	CHECK AMOUNT	ACCOUNT				POST DATE		
			NUMBER	NUMBER			NUMBER	NUMBER	NUMBER	NUMBER			
157769	06/24/2019	Apple Support Center	8011800131	AA19514349	ipads	1,470.00	21	E	100	440	172000	000	06/24/2019
					Totals for Apple Support Center	13,158.00							
157770	06/24/2019	Armbrust, Juliann	0	4/1-5/31/19	EMPLOYEE TRAVEL	36.00	10	E	200	342	135000	000	06/24/2019
					Totals for Armbrust, Juliann	36.00							
157771	06/24/2019	Aspirus Clinics Inc	0	75707	EMPLOYEE EXAMS	127.00	10	E	800	310	260000	000	06/24/2019
157771	06/24/2019	Aspirus Clinics Inc	0	75707	EMPLOYEE EXAMS	80.00	99	E	800	310	221200	360	06/24/2019
157771	06/24/2019	Aspirus Clinics Inc	0	75971	WELLNESS PROGRAM: MAY	2,284.80	10	E	800	244	259000	000	06/24/2019
157771	06/24/2019	Aspirus Clinics Inc	0	75971	WELLNESS PROGRAM: MAY	571.20	27	E	800	244	259000	011	06/24/2019
					Totals for Aspirus Clinics Inc	3,063.00							
157772	06/24/2019	Background Investigation Burea	0	MED008060119-1	MAY	418.25	10	E	800	310	260000	000	06/24/2019
157772	06/24/2019	Background Investigation Burea	0	MED008060119-1	MAY	11.95	99	E	800	310	221200	360	06/24/2019
					Totals for Background Investigation Burea	430.20							
157773	06/24/2019	Balciar, Sheryl	0	1/2-5/22/19	EMPLOYEE TRAVEL	41.04	27	E	800	342	156600	341	06/24/2019
					Totals for Balciar, Sheryl	41.04							
157774	06/24/2019	Blake eLearning	8001800225	CIV00000630	Online Curriculum	2,275.16	99	E	800	358	110000	360	06/24/2019
					Totals for Blake eLearning	2,275.16							
157775	06/24/2019	Brandner-Heier, Dawn	0	1/2-5/31/19	EMPLOYEE TRAVEL	210.60	10	E	100	342	240000	000	06/24/2019
					Totals for Brandner-Heier, Dawn	210.60							
157776	06/24/2019	Brandner, Heidi	0	3/29-5/30/19	EMPLOYEE TRAVEL	18.72	27	E	800	342	158700	341	06/24/2019
					Totals for Brandner, Heidi	18.72							
157777	06/24/2019	Breakout, Inc.	4001800258	21961	breakout boxes	2,000.00	10	E	100	358	222200	000	06/24/2019
					Totals for Breakout, Inc.	2,000.00							
157778	06/24/2019	Broadway Theatre	0	5/28	MASH MOVIE OUTING	35.00	21	E	400	411	240000	411	06/24/2019
157778	06/24/2019	Broadway Theatre	0	5/28	MASH MOVIE OUTING	42.00	21	E	400	940	240000	411	06/24/2019
					Totals for Broadway Theatre	77.00							
157779	06/24/2019	Brost, Carla	0	1/4-5/20/19	EMPLOYEE TRAVEL	179.64	10	E	100	342	240000	000	06/24/2019
157779	06/24/2019	Brost, Carla	0	REIMBURSE	OIL FOR SCHOOL VEHICLE	13.58	10	E	800	411	253000	000	06/24/2019
					Totals for Brost, Carla	193.22							
157780	06/24/2019	BSN Sports	0	904960339	BASEBALL PANTS	36.70	10	E	400	420	162000	963	06/24/2019
					Totals for BSN Sports	36.70							
157781	06/24/2019	Bunkelman, Kristine	0	REIMBURSE	LEARNING THEORIES	125.00	10	E	800	291	221300	000	06/24/2019
157781	06/24/2019	Bunkelman, Kristine	0	REIMBURSE2	INTRODUCTION TO CURRICULUM THEORY	250.00	10	E	800	291	221300	000	06/24/2019
					Totals for Bunkelman, Kristine	375.00							
157782	06/24/2019	Carrico Aquatic Resources Inc	0	20192550	POOL SUPPLIES	506.08	10	E	400	411	253000	980	06/24/2019
					Totals for Carrico Aquatic Resources Inc	506.08							
157783	06/24/2019	CDW Government	0	WA1900251	TECH SERVICES	180.00	10	E	800	360	221500	000	06/24/2019
					Totals for CDW Government	180.00							
157784	06/24/2019	Centennial Community Center	0	1236	RETIREMENT BANQUET	1,386.00	10	E	800	411	231000	000	06/24/2019
157784	06/24/2019	Centennial Community Center	0	1236	RETIREMENT BANQUET	380.00	10	E	800	537	231000	000	06/24/2019

CHECK #	CHECK DATE	VENDOR	PO	INVOICE #	DESCRIPTION	CHECK AMOUNT	ACCOUNT				POST DATE		
				NUMBER			NUMBER						
					Totals for Centennial Community Center	1,766.00							
157785	06/24/2019	Central Wisconsin Auto Parts	0	331275	SHOP SUPPLIES	15.99	10	E	400	411	136000	000	06/24/2019
					Totals for Central Wisconsin Auto Parts	15.99							
157786	06/24/2019	Central Wisconsin Publications	0	112771	SCHOOL TO WORK	612.50	10	E	400	351	240000	000	06/24/2019
157786	06/24/2019	Central Wisconsin Publications	0	112771	EMPLOYMENT OF MONTH	150.00	10	E	800	351	231000	000	06/24/2019
157786	06/24/2019	Central Wisconsin Publications	0	112767	NEW LOCATION	52.50	80	E	800	351	310000	000	06/24/2019
157786	06/24/2019	Central Wisconsin Publications	0	112771	BOE/EMPLOYMENT	770.00	10	E	800	351	260000	000	06/24/2019
157786	06/24/2019	Central Wisconsin Publications	0	112919	JA BRAT FRY	70.00	10	E	800	351	221200	000	06/24/2019
157786	06/24/2019	Central Wisconsin Publications	0	112930	RVA	131.25	99	E	800	351	221200	360	06/24/2019
					Totals for Central Wisconsin Publication	1,786.25							
157787	06/24/2019	CESA # 3	0	0001900719	AP CALCULUS BC	2,000.00	10	E	400	386	240000	000	06/24/2019
					Totals for CESA # 3	2,000.00							
157788	06/24/2019	Commercial Recycling Corp	0	63135	RECYCLING	35.00	10	E	100	320	253000	000	06/24/2019
157788	06/24/2019	Commercial Recycling Corp	0	63135	RECYCLING	35.00	10	E	101	320	253000	000	06/24/2019
157788	06/24/2019	Commercial Recycling Corp	0	63135	RECYCLING	35.00	10	E	200	320	253000	000	06/24/2019
157788	06/24/2019	Commercial Recycling Corp	0	63135	RECYCLING	35.00	10	E	400	320	253000	000	06/24/2019
					Totals for Commercial Recycling Corp	140.00							
157789	06/24/2019	Complete Control Inc	0	SERVCE037641	MAMS	1,206.95	10	E	200	320	254000	000	06/24/2019
157789	06/24/2019	Complete Control Inc	0	SRVCE037586	MAMS	1,670.73	10	E	200	320	254000	000	06/24/2019
157789	06/24/2019	Complete Control Inc	0	SRVCE037587	MAES	1,556.13	10	E	100	320	254000	000	06/24/2019
157789	06/24/2019	Complete Control Inc	0	SRVCE037640	MAMS	1,613.68	10	E	200	320	254000	000	06/24/2019
157789	06/24/2019	Complete Control Inc	0	SRVCE037723	SES	148.79	10	E	101	320	254000	000	06/24/2019
					Totals for Complete Control Inc	6,196.28							
157790	06/24/2019	Couillard, Carol	0	REIMBURSE	WAGON	92.83	21	E	101	411	240000	110	06/24/2019
					Totals for Couillard, Carol	92.83							
157791	06/24/2019	Cybernetics	8001800330	802218	Storage device repair	2,781.00	10	E	800	321	295000	000	06/24/2019
					Totals for Cybernetics	2,781.00							
157792	06/24/2019	Dahlby, Kari	0	5/1-31/19	EMPLOYEE TRAVEL	30.24	10	E	400	342	240000	000	06/24/2019
					Totals for Dahlby, Kari	30.24							
157793	06/24/2019	Dak-Tech	8001800331	INV0337612	Server Memory upgrade	680.00	10	E	800	480	221500	000	06/24/2019
					Totals for Dak-Tech	680.00							
157794	06/24/2019	Dc Everest School District	0	2018/19	S1/2 TUITION REIMBURSEMENT (RVA)	4,216.56	99	E	800	389	110000	360	06/24/2019
					Totals for Dc Everest School District	4,216.56							
157795	06/24/2019	Decker, Eliza	0	1/2-4/26/19	EMPLOYEE TRAVEL	156.60	27	E	800	342	156600	341	06/24/2019
157795	06/24/2019	Decker, Eliza	0	4/29-6/13/19	EMPLOYEE TRAVEL	114.48	27	E	800	342	156600	341	06/24/2019
					Totals for Decker, Eliza	271.08							
157796	06/24/2019	Drake, Kelsie	0	3/4-5/29/19	EMPLOYEE TRAVEL	91.80	10	E	800	342	171000	000	06/24/2019
					Totals for Drake, Kelsie	91.80							
157797	06/24/2019	E-Therapy LLC	0	7566	RVA: 5/1-15/19	2,056.25	27	E	800	310	221222	019	06/24/2019

CHECK #	CHECK DATE	VENDOR	PO INVOICE #	DESCRIPTION	CHECK AMOUNT	ACCOUNT	POST DATE
			NUMBER			NUMBER	
157797	06/24/2019	E-Therapy LLC	0 7786	RVA: 5/16-31/19	1,381.25	27 E 800 310 221222 019	06/24/2019
				Totals for E-Therapy LLC	3,437.50		
157798	06/24/2019	Englebert, Janel	0 REIMBURSE	FOUNDATIONS OF INSTRUCTIONAL DESIGN	125.00	10 E 800 291 221300 000	06/24/2019
157798	06/24/2019	Englebert, Janel	0 REIMBURSE2	INSTRUCTIONAL DESIGN ANALYSIS	250.00	10 E 800 291 221300 000	06/24/2019
				Totals for Englebert, Janel	375.00		
157799	06/24/2019	Ferry, Lindsay	0 5/1-17/19	RVA MILEAGE	136.08	99 E 800 342 221200 360	06/24/2019
157799	06/24/2019	Ferry, Lindsay	0 REIMBURSE	RVA POSTAGE	76.00	99 E 800 353 221200 360	06/24/2019
				Totals for Ferry, Lindsay	212.08		
157800	06/24/2019	Follett School Solutions, Inc.	2001800247 471202	novels	2,532.00	10 E 200 439 122000 000	06/24/2019
157800	06/24/2019	Follett School Solutions, Inc.	4001800212 472947F	open po	1,722.41	10 E 400 432 222200 000	06/24/2019
157800	06/24/2019	Follett School Solutions, Inc.	4001800212 472962F	open po	240.00	10 E 400 432 222200 000	06/24/2019
157800	06/24/2019	Follett School Solutions, Inc.	4001800212 492024	open po	898.00	10 E 400 432 222200 000	06/24/2019
157800	06/24/2019	Follett School Solutions, Inc.	4001800212 492024A	open po	403.18	10 E 400 432 222200 000	06/24/2019
157800	06/24/2019	Follett School Solutions, Inc.	4001800212 494036	open po	521.12	10 E 400 432 222200 000	06/24/2019
				Totals for Follett School Solutions, Inc	6,316.71		
157801	06/24/2019	Fourmens Farm Home	0 1-2071117	GENERAL SUPPLIES-BARN	5.99	10 E 400 411 131000 000	06/24/2019
157801	06/24/2019	Fourmens Farm Home	0 1-2071880	GENERAL SUPPLIES-SES	41.28	10 E 101 411 253000 000	06/24/2019
157801	06/24/2019	Fourmens Farm Home	0 1-2073647	GENERAL SUPPLIES-BARN	27.54	10 E 400 411 131000 000	06/24/2019
157801	06/24/2019	Fourmens Farm Home	0 1-2077641	GENERAL SUPPLIES-BARN	23.99	10 E 400 411 131000 000	06/24/2019
157801	06/24/2019	Fourmens Farm Home	0 1-2077929	GENERAL SUPPLIES-PERKINS	253.02	10 E 800 411 135000 400	06/24/2019
157801	06/24/2019	Fourmens Farm Home	0 1-2078294	GENERAL SUPPLIES-MAMS	7.49	10 E 200 411 253000 000	06/24/2019
				Totals for Fourmens Farm Home	359.31		
157802	06/24/2019	Gasser, Joseph	0 5/12-14/19	ELKHART LAKE EXPENSES	35.55	10 E 400 342 136000 000	06/24/2019
157802	06/24/2019	Gasser, Joseph	0 REIMBURSE	FUEL	115.00	10 E 400 348 253000 000	06/24/2019
				Totals for Gasser, Joseph	150.55		
157803	06/24/2019	Great Lakes Weather Svc LLC	0 61907	PHONE FORECASTS: 2/4-6, 2/10-11, 2/19, 4/11	209.65	10 E 800 310 232000 000	06/24/2019
				Totals for Great Lakes Weather Svc LLC	209.65		
157804	06/24/2019	Gripentrog, Nicole	0 1/4-5/29/19	EMPLOYEE TRAVEL	41.04	27 E 800 342 158700 341	06/24/2019
				Totals for Gripentrog, Nicole	41.04		
157805	06/24/2019	Gumdrop Books	4001800259 PINV121912	books	333.70	10 E 100 432 222200 000	06/24/2019
				Totals for Gumdrop Books	333.70		
157806	06/24/2019	Gumz, Patricia	0 1/4-5/31/19	EMPLOYEE TRAVEL	26.28	27 E 800 342 158700 341	06/24/2019
				Totals for Gumz, Patricia	26.28		
157807	06/24/2019	Haenel, Jessica	0 5/8/19	MIWAUKEE EXPENSES	15.00	99 E 800 342 221200 360	06/24/2019
157807	06/24/2019	Haenel, Jessica	0 REIMBURSE	FUEL	42.84	99 E 800 348 221200 360	06/24/2019
				Totals for Haenel, Jessica	57.84		
157808	06/24/2019	Heckel, Charles	0 2/13-4/17/19	RVA MILEAGE/MEALS	92.89	99 E 800 342 221200 360	06/24/2019

CHECK #	CHECK DATE	VENDOR	PO INVOICE #		DESCRIPTION	CHECK AMOUNT	ACCOUNT				POST DATE		
			NUMBER	NUMBER			NUMBER	NUMBER	NUMBER	NUMBER			
					Totals for Heckel, Charles	92.89							
157809	06/24/2019	Heid Music	4001800139	2383806	open po	77.98	10	E	400	320	125500	000	06/24/2019
					Totals for Heid Music	77.98							
157810	06/24/2019	Hillyard Inc.	3011800116	603448436	open po	1,046.58	10	E	100	411	253000	000	06/24/2019
157810	06/24/2019	Hillyard Inc.	3011800116	603452003	open po	167.21	10	E	100	411	253000	000	06/24/2019
157810	06/24/2019	Hillyard Inc.	4011800134	603439282	open po	123.83	10	E	400	411	253000	000	06/24/2019
					Totals for Hillyard Inc.	1,337.62							
157811	06/24/2019	Hobart Sales & Service	0	ZB80420	MAES DISHWASHER SERVICE	335.31	50	E	800	320	257000	000	06/24/2019
157811	06/24/2019	Hobart Sales & Service	0	ZB80423	MAMS CONVECTION OVEN SERVICE	286.50	50	E	800	320	257000	000	06/24/2019
157811	06/24/2019	Hobart Sales & Service	0	ZB80476	MASH COMBI OVEN SERVICE	375.50	50	E	800	320	257000	000	06/24/2019
					Totals for Hobart Sales & Service	997.31							
157812	06/24/2019	Hoffman, Gail	0	1/16-5/31/19	EMPLOYEE TRAVEL	35.64	99	E	800	342	129100	394	06/24/2019
					Totals for Hoffman, Gail	35.64							
157813	06/24/2019	Hopkins, Rebecca	0	REIMBURSE	SUBWAY (HHF)	373.89	99	E	800	411	110000	360	06/24/2019
					Totals for Hopkins, Rebecca	373.89							
157814	06/24/2019	Hopperdietzel, Leatha	0	6/16/19	RVA MILEAGE	12.60	99	E	800	342	221200	360	06/24/2019
157814	06/24/2019	Hopperdietzel, Leatha	0	REIMBURSE	RVA POSTAGE	111.00	99	E	800	353	221200	360	06/24/2019
					Totals for Hopperdietzel, Leatha	123.60							
157815	06/24/2019	Hudak, JoAnn	0	1/3-5/31/19	EMPLOYEE TRAVEL	78.12	10	E	100	342	222200	000	06/24/2019
					Totals for Hudak, JoAnn	78.12							
157816	06/24/2019	Huls, Caitlyn	0	3/28-4/26/19	EMPLOYEE TRAVEL	51.66	27	E	800	342	158700	341	06/24/2019
					Totals for Huls, Caitlyn	51.66							
157817	06/24/2019	Hydro-Flo Products, Inc.	3011800137	2366436	repair	529.40	10	E	100	411	253000	000	06/24/2019
					Totals for Hydro-Flo Products, Inc.	529.40							
157818	06/24/2019	In Stitches & Ink LLC	0	19857	SOAR SHIRTS	409.80	21	E	400	420	240000	482	06/24/2019
					Totals for In Stitches & Ink LLC	409.80							
157819	06/24/2019	Instrumentalist Awards LLC	4001800147	54451M	CHORAL AWARD	62.00	10	E	400	411	125400	000	06/24/2019
					Totals for Instrumentalist Awards LLC	62.00							
157820	06/24/2019	Integrated Systems Corporation	0	0699370	SUBSCRIPTION FEE	9,540.00	10	A	000	000	717000	000	06/24/2019
					Totals for Integrated Systems Corporatio	9,540.00							
157821	06/24/2019	J H Larson Company	1011800109	S102010237.001	open po	212.49	10	E	101	411	253000	000	06/24/2019
157821	06/24/2019	J H Larson Company	2011800115	S102018777.001	open po	36.62	10	E	200	411	253000	000	06/24/2019
157821	06/24/2019	J H Larson Company	2011800127	S101988634.001	custodial supplies	5,985.00	10	E	200	411	253000	000	06/24/2019
157821	06/24/2019	J H Larson Company	4011800136	S101996617.001	open po	172.45	10	E	400	411	253000	000	06/24/2019
157821	06/24/2019	J H Larson Company	4011800136	S101996617.002	open po	1,023.70	10	E	400	411	253000	000	06/24/2019
157821	06/24/2019	J H Larson Company	4011800136	S101996617.003	open po	982.50	10	E	400	411	253000	000	06/24/2019
157821	06/24/2019	J H Larson Company	4011800136	S101996617.004	open po	141.07	10	E	400	411	253000	000	06/24/2019
157821	06/24/2019	J H Larson Company	4011800136	S102005506.001	open po	183.66	10	E	400	411	253000	000	06/24/2019
157821	06/24/2019	J H Larson Company	4011800136	S102006002.001	open po	1,219.49	10	E	400	411	253000	000	06/24/2019

CHECK #	CHECK DATE	VENDOR	PO INVOICE #	DESCRIPTION	CHECK AMOUNT	ACCOUNT	POST DATE
			NUMBER			NUMBER	
				Totals for J H Larson Company	9,956.98		
157822	06/24/2019	Jerry's Music Inc	0 146251	VOCAL MUSIC SUPPLIES	49.00	10 E 400 411 125400 000	06/24/2019
				Totals for Jerry's Music Inc	49.00		
157823	06/24/2019	Jiskra, Lisa	0 REIMBURSE	CLASSROOM ALLOTMENT	57.91	10 E 100 411 110000 000	06/24/2019
				Totals for Jiskra, Lisa	57.91		
157824	06/24/2019	Jolivette, Kirsten	0 5/17/19	RVA MILEAGE	58.32	99 E 800 342 221200 360	06/24/2019
				Totals for Jolivette, Kirsten	58.32		
157825	06/24/2019	Jopp, Karli	0 1/14-6/3/19	EMPLOYEE TRAVEL	57.67	10 E 400 342 121000 000	06/24/2019
				Totals for Jopp, Karli	57.67		
157826	06/24/2019	Jostens of Northern WI	0 3/25	TASSELS	453.75	10 E 400 411 240000 000	06/24/2019
				Totals for Jostens of Northern WI	453.75		
157827	06/24/2019	Junk, Kendra	0 5/9-6/3/19	EMPLOYEE TRAVEL	18.00	10 E 200 342 125500 000	06/24/2019
				Totals for Junk, Kendra	18.00		
157828	06/24/2019	Klein, Jessie	0 REIMBURSE	CLASSROOM ALLOTMENT	253.05	10 E 100 411 110000 000	06/24/2019
				Totals for Klein, Jessie	253.05		
157829	06/24/2019	Kloth Carpentry	8011800100 6/12	SF	3,800.00	10 E 800 320 254000 000	06/24/2019
				Totals for Kloth Carpentry	3,800.00		
157830	06/24/2019	Kluck Steel LLC	4001800190 13291	open po	798.40	10 E 400 411 136000 000	06/24/2019
				Totals for Kluck Steel LLC	798.40		
157831	06/24/2019	Komanec, Robert	0 REIMBURSE	FOUNDATIONS OF INSTRUCTIONAL DESIGN	125.00	10 E 800 291 221300 000	06/24/2019
157831	06/24/2019	Komanec, Robert	0 REIMBURSE2	INSTRUCTIONAL DESIGN ANALYSIS	250.00	10 E 800 291 221300 000	06/24/2019
				Totals for Komanec, Robert	375.00		
157832	06/24/2019	Kramer Plumbing & Heating Inc	0 42437	MAES KITCHEN	295.65	50 E 800 320 257000 000	06/24/2019
				Totals for Kramer Plumbing & Heating Inc	295.65		
157833	06/24/2019	Kuss, Art	0 5/16	REPLACE GLASS: ROOM 323-MAES	152.89	10 E 100 320 254000 000	06/24/2019
				Totals for Kuss, Art	152.89		
157834	06/24/2019	Laher, Megan	0 1/2-5/31/19	EMPLOYEE TRAVEL	106.20	27 E 800 342 158700 341	06/24/2019
157834	06/24/2019	Laher, Megan	0 REIMBURSE	COTA LICENSE	76.50	27 E 800 940 158700 341	06/24/2019
				Totals for Laher, Megan	182.70		
157835	06/24/2019	Leu, Hailee	0 1/7-4/1/19	MILEAGE	17.28	27 E 800 342 158700 341	06/24/2019
				Totals for Leu, Hailee	17.28		
157836	06/24/2019	Lincoln Learning Solutions	0 60005987	RVA: 5/1-31/19	3,529.00	99 E 800 470 110000 360	06/24/2019
				Totals for Lincoln Learning Solutions	3,529.00		
157837	06/24/2019	Lybert, Jill	0 3/13-5/16/19	EMPLOYEE TRAVEL	86.40	10 E 400 342 240000 000	06/24/2019
				Totals for Lybert, Jill	86.40		
157838	06/24/2019	Mallak, Natasha	0 1/2-5/28/19	EMPLOYEE TRAVEL	109.44	27 E 800 342 158700 341	06/24/2019
				Totals for Mallak, Natasha	109.44		
157839	06/24/2019	Marathon Co Treasurer	0 I0016672	4/2/19-ELECTION SUPPORT/LAYOUT	110.00	10 E 800 411 231000 000	06/24/2019

CHECK #	CHECK DATE	VENDOR	PO INVOICE #		DESCRIPTION	CHECK AMOUNT	ACCOUNT				POST DATE		
			NUMBER	NUMBER			NUMBER	NUMBER	NUMBER	NUMBER			
Totals for Marathon Co Treasurer						110.00							
157840	06/24/2019	Marshfield Book & Stationery	3001800244	352107	consumables	10.35	10	E	100	411	110000	000	06/24/2019
157840	06/24/2019	Marshfield Book & Stationery	3001800247	352108	furniture	884.00	10	E	100	440	240000	000	06/24/2019
157840	06/24/2019	Marshfield Book & Stationery	8001800320	351997	Summer School	715.58	10	E	800	411	221200	000	06/24/2019
157840	06/24/2019	Marshfield Book & Stationery	8001800326	352120	Perkins/general supplies	150.41	10	E	800	411	135000	400	06/24/2019
Totals for Marshfield Book & Stationery						1,760.34							
157841	06/24/2019	Medford Motors Inc	0	21422A	CREDIT-REFUND SALES TAX PAID	47.03-	10	E	400	324	253000	000	06/24/2019
157841	06/24/2019	Medford Motors Inc	0	58221	2014 FORD	608.90	99	E	800	320	221200	360	06/24/2019
157841	06/24/2019	Medford Motors Inc	0	58365	2015 FORD WORK	387.76	10	E	400	320	253000	000	06/24/2019
Totals for Medford Motors Inc						949.63							
157842	06/24/2019	Medford Track Booster Club	0	REIMBURSE	TROPHIES	19.50	10	E	400	411	162000	966	06/24/2019
157842	06/24/2019	Medford Track Booster Club	0	REIMBURSE	TROPHIES	19.50	10	E	400	411	162000	967	06/24/2019
Totals for Medford Track Booster Club						39.00							
157843	06/24/2019	Medford Area Little League Ass	0	REIMBURSE	BASEBALL HATS	110.00	10	E	400	420	162000	963	06/24/2019
Totals for Medford Area Little League As						110.00							
157844	06/24/2019	Medford Chrysler Center	0	57912	2012 CHRYSLER	947.56	10	E	400	320	253000	000	06/24/2019
Totals for Medford Chrysler Center						947.56							
157845	06/24/2019	Nassco Inc	1011800107	S2469940.003	open po	10.60	10	E	101	411	253000	000	06/24/2019
157845	06/24/2019	Nassco Inc	1011800107	S2480690.001	open po	17.19	10	E	101	411	253000	000	06/24/2019
157845	06/24/2019	Nassco Inc	2011800112	S2472908.001	open po	20.19	10	E	200	411	253000	000	06/24/2019
157845	06/24/2019	Nassco Inc	2011800112	S2476493.001	open po	47.16	10	E	200	411	253000	000	06/24/2019
157845	06/24/2019	Nassco Inc	2011800112	S2476493.003	open po	46.48	10	E	200	411	253000	000	06/24/2019
157845	06/24/2019	Nassco Inc	2011800128	S2476975.001	Sensor Vacuum	534.15	10	E	200	563	254000	000	06/24/2019
157845	06/24/2019	Nassco Inc	4011800133	S2476900.001	Open PO	341.80	10	E	400	411	253000	000	06/24/2019
Totals for Nassco Inc						1,017.57							
157846	06/24/2019	The Neff Company	0	N002764763	BAND MEDALS	149.99	10	E	400	411	125500	000	06/24/2019
157846	06/24/2019	The Neff Company	0	N002764764	BAND MEDALS	41.00	10	E	400	411	125500	000	06/24/2019
Totals for The Neff Company						190.99							
157847	06/24/2019	Niskanen, Donley	0	1/3-5/30/19	EMPLOYEE TRAVEL	103.68	10	E	100	342	125400	000	06/24/2019
Totals for Niskanen, Donley						103.68							
157848	06/24/2019	Noeldner, Barbara	0	REIMBURSE	GENERAL SUPPLIES	25.16	10	E	100	411	240000	000	06/24/2019
Totals for Noeldner, Barbara						25.16							
157849	06/24/2019	North Star Portable Buildings	0	5912	LOFTED BARN	4,470.00	21	E	400	551	240000	462	06/24/2019
Totals for North Star Portable Buildings						4,470.00							
157850	06/24/2019	Northern Music Service	2001800129	52412	open po	35.00	10	E	200	320	125500	000	06/24/2019
157850	06/24/2019	Northern Music Service	2001800129	52414	open po	35.00	10	E	200	320	125500	000	06/24/2019
157850	06/24/2019	Northern Music Service	2001800129	52415	open po	35.00	10	E	200	320	125500	000	06/24/2019
157850	06/24/2019	Northern Music Service	2001800129	52544	open po	35.00	10	E	200	320	125500	000	06/24/2019
Totals for Northern Music Service						140.00							

CHECK #	CHECK DATE	VENDOR	PO INVOICE #	DESCRIPTION	CHECK AMOUNT	ACCOUNT	POST DATE
			NUMBER			NUMBER	
157851	06/24/2019	Oertel, Leanna	0 5/1-30/19	RVA MILEAGE	167.76	99 E 800 342 221200 360	06/24/2019
				Totals for Oertel, Leanna	167.76		
157852	06/24/2019	OTC Brands, Inc.	1001800154 696445901-01	Classroom Consumables	50.91	10 E 101 411 110000 000	06/24/2019
				Totals for OTC Brands, Inc.	50.91		
157853	06/24/2019	Pawlowicz, Bruce	0 2018/19	BELL BASE	12.00	10 E 800 310 231000 000	06/24/2019
157853	06/24/2019	Pawlowicz, Bruce	0 2018/19.	CLOCKS	720.00	10 E 800 310 231000 000	06/24/2019
				Totals for Pawlowicz, Bruce	732.00		
157854	06/24/2019	Penry, Samantha	0 4/17-6/5/19	RVA MILEAGE	69.84	99 E 800 342 221200 360	06/24/2019
				Totals for Penry, Samantha	69.84		
157855	06/24/2019	Podolak, Athena	0 2/8-5/16/19	RVA MILEAGE	359.64	99 E 800 342 221200 360	06/24/2019
				Totals for Podolak, Athena	359.64		
157856	06/24/2019	Point of View Multimedia LLC	0 1606	SOAR VILLAGE CAFE	1,425.00	27 E 800 310 158700 341	06/24/2019
				Totals for Point of View Multimedia LLC	1,425.00		
157857	06/24/2019	Process, Jordan	0 REIMBURSE	WALMART	17.87	10 E 800 411 221200 000	06/24/2019
				Totals for Process, Jordan	17.87		
157858	06/24/2019	Quality Door & Hardware	0 702223	MAES DOOR SWEEPS	56.53	10 E 100 411 254000 000	06/24/2019
				Totals for Quality Door & Hardware	56.53		
157859	06/24/2019	Radlinger, Caroline	0 4/1-6/5/19	EMPLOYEE TRAVEL	107.64	27 E 800 342 218100 341	06/24/2019
157859	06/24/2019	Radlinger, Caroline	0 4/12/19	WI DELLS EXPENSES	35.27	27 E 800 342 218100 341	06/24/2019
157859	06/24/2019	Radlinger, Caroline	0 REIMBURSE	OT LICENSE RENEWAL	76.50	27 E 800 940 218100 341	06/24/2019
157859	06/24/2019	Radlinger, Caroline	0 REIMBURSE2	GENERAL SUPPLIES	66.69	27 E 800 411 218100 341	06/24/2019
				Totals for Radlinger, Caroline	286.10		
157860	06/24/2019	Ranum, Allison	0 REIMBURSE	QUIK PRINT SUPPLIES	34.29	99 E 800 310 221200 360	06/24/2019
				Totals for Ranum, Allison	34.29		
157861	06/24/2019	Reinke, Amanda	0 21	5/15/19 ONSITE VISIT	1,010.00	27 E 800 310 158700 341	06/24/2019
				Totals for Reinke, Amanda	1,010.00		
157862	06/24/2019	Renderman, Robyn	0 3/28-5/23/19	EMPLOYEE TRAVEL	25.92	10 E 101 342 240000 000	06/24/2019
				Totals for Renderman, Robyn	25.92		
157863	06/24/2019	RMM Solutions	0 90873	JUNE	349.00	10 E 800 324 229000 000	06/24/2019
				Totals for RMM Solutions	349.00		
157864	06/24/2019	Robinson, Quinn	0 2/8-3/8/19	RVA MILEAGE	35.28	99 E 800 342 221200 360	06/24/2019
157864	06/24/2019	Robinson, Quinn	0 4/16/19	MILWAUKEE EXPENSES	273.06	99 E 800 342 221200 360	06/24/2019
				Totals for Robinson, Quinn	308.34		
157865	06/24/2019	Rohland, Hanna	0 1/4-5/31/19	EMPLOYEE TRAVEL	120.96	10 E 100 342 240000 000	06/24/2019
				Totals for Rohland, Hanna	120.96		
157866	06/24/2019	rSchool Today	0 45674	ACTIVITY SCHEDULER: 7/1/19-6/30/20	492.82	10 A 000 000 717000 000	06/24/2019
				Totals for rSchool Today	492.82		
157868	06/24/2019	S & A Trophy	0 41138	CURLING	22.50	10 E 400 411 162000 970	06/24/2019
157868	06/24/2019	S & A Trophy	0 41255	MASH BAND	214.26	10 E 400 411 125500 000	06/24/2019

CHECK #	CHECK DATE	VENDOR	PO INVOICE #	DESCRIPTION	CHECK AMOUNT	ACCOUNT	POST DATE
			NUMBER			NUMBER	
157868	06/24/2019	S & A Trophy	0 41256	MASH CHOIR	655.45	10 E 400 411 125400 000	06/24/2019
157868	06/24/2019	S & A Trophy	0 41257	ALL SPORTS	3.57	10 E 400 411 162000 950	06/24/2019
157868	06/24/2019	S & A Trophy	0 41257	ALL SPORTS	3.58	10 E 400 411 162000 951	06/24/2019
157868	06/24/2019	S & A Trophy	0 41257	ALL SPORTS	3.57	10 E 400 411 162000 952	06/24/2019
157868	06/24/2019	S & A Trophy	0 41257	ALL SPORTS	3.57	10 E 400 411 162000 953	06/24/2019
157868	06/24/2019	S & A Trophy	0 41257	ALL SPORTS	3.57	10 E 400 411 162000 954	06/24/2019
157868	06/24/2019	S & A Trophy	0 41257	ALL SPORTS	3.57	10 E 400 411 162000 955	06/24/2019
157868	06/24/2019	S & A Trophy	0 41257	ALL SPORTS	3.57	10 E 400 411 162000 956	06/24/2019
157868	06/24/2019	S & A Trophy	0 41257	ALL SPORTS	3.57	10 E 400 411 162000 957	06/24/2019
157868	06/24/2019	S & A Trophy	0 41257	ALL SPORTS	3.57	10 E 400 411 162000 958	06/24/2019
157868	06/24/2019	S & A Trophy	0 41257	ALL SPORTS	3.58	10 E 400 411 162000 959	06/24/2019
157868	06/24/2019	S & A Trophy	0 41257	ALL SPORTS	3.57	10 E 400 411 162000 960	06/24/2019
157868	06/24/2019	S & A Trophy	0 41257	ALL SPORTS	3.57	10 E 400 411 162000 961	06/24/2019
157868	06/24/2019	S & A Trophy	0 41257	ALL SPORTS	3.57	10 E 400 411 162000 962	06/24/2019
157868	06/24/2019	S & A Trophy	0 41257	ALL SPORTS	3.57	10 E 400 411 162000 963	06/24/2019
157868	06/24/2019	S & A Trophy	0 41257	ALL SPORTS	3.57	10 E 400 411 162000 964	06/24/2019
157868	06/24/2019	S & A Trophy	0 41257	ALL SPORTS	3.57	10 E 400 411 162000 965	06/24/2019
157868	06/24/2019	S & A Trophy	0 41257	ALL SPORTS	3.58	10 E 400 411 162000 966	06/24/2019
157868	06/24/2019	S & A Trophy	0 41257	ALL SPORTS	3.57	10 E 400 411 162000 967	06/24/2019
157868	06/24/2019	S & A Trophy	0 41257	ALL SPORTS	3.57	10 E 400 411 162000 968	06/24/2019
157868	06/24/2019	S & A Trophy	0 41257	ALL SPORTS	3.57	10 E 400 411 162000 969	06/24/2019
157868	06/24/2019	S & A Trophy	0 41257	ALL SPORTS	3.57	10 E 400 411 162000 970	06/24/2019
157868	06/24/2019	S & A Trophy	0 41259	3 SPORT	246.45	10 E 400 411 162000 000	06/24/2019
157868	06/24/2019	S & A Trophy	0 41261	SENIOR AWARDS	920.00	10 E 400 411 240000 000	06/24/2019
157868	06/24/2019	S & A Trophy	0 41268	MASH CHOIR	86.75	10 E 400 411 125400 000	06/24/2019
157868	06/24/2019	S & A Trophy	0 41269	RETIREMENT	170.41	10 E 800 411 231000 000	06/24/2019
157868	06/24/2019	S & A Trophy	0 41270	GOLF	11.25	10 E 400 411 162000 969	06/24/2019
157868	06/24/2019	S & A Trophy	0 41273	3 SPORT	2.65	10 E 400 411 162000 000	06/24/2019
157868	06/24/2019	S & A Trophy	0 41282	RETIREMENT	7.54	10 E 800 411 231000 000	06/24/2019
157868	06/24/2019	S & A Trophy	0 41291	ALL SPORTS	3.57	10 E 400 411 162000 950	06/24/2019
157868	06/24/2019	S & A Trophy	0 41291	ALL SPORTS	3.58	10 E 400 411 162000 951	06/24/2019
157868	06/24/2019	S & A Trophy	0 41291	ALL SPORTS	3.57	10 E 400 411 162000 952	06/24/2019
157868	06/24/2019	S & A Trophy	0 41291	ALL SPORTS	3.57	10 E 400 411 162000 953	06/24/2019
157868	06/24/2019	S & A Trophy	0 41291	ALL SPORTS	3.57	10 E 400 411 162000 954	06/24/2019
157868	06/24/2019	S & A Trophy	0 41291	ALL SPORTS	3.57	10 E 400 411 162000 955	06/24/2019
157868	06/24/2019	S & A Trophy	0 41291	ALL SPORTS	3.57	10 E 400 411 162000 956	06/24/2019
157868	06/24/2019	S & A Trophy	0 41291	ALL SPORTS	3.57	10 E 400 411 162000 957	06/24/2019
157868	06/24/2019	S & A Trophy	0 41291	ALL SPORTS	3.57	10 E 400 411 162000 958	06/24/2019
157868	06/24/2019	S & A Trophy	0 41291	ALL SPORTS	3.58	10 E 400 411 162000 959	06/24/2019

CHECK #	CHECK DATE	VENDOR	PO INVOICE #		DESCRIPTION	CHECK AMOUNT	ACCOUNT				POST DATE		
			NUMBER	NUMBER			NUMBER	NUMBER	NUMBER	NUMBER			
157868	06/24/2019	S & A Trophy	0	41291	ALL SPORTS	3.57	10	E	400	411	162000	960	06/24/2019
157868	06/24/2019	S & A Trophy	0	41291	ALL SPORTS	3.57	10	E	400	411	162000	961	06/24/2019
157868	06/24/2019	S & A Trophy	0	41291	ALL SPORTS	3.57	10	E	400	411	162000	962	06/24/2019
157868	06/24/2019	S & A Trophy	0	41291	ALL SPORTS	3.57	10	E	400	411	162000	963	06/24/2019
157868	06/24/2019	S & A Trophy	0	41291	ALL SPORTS	3.57	10	E	400	411	162000	964	06/24/2019
157868	06/24/2019	S & A Trophy	0	41291	ALL SPORTS	3.57	10	E	400	411	162000	965	06/24/2019
157868	06/24/2019	S & A Trophy	0	41291	ALL SPORTS	3.58	10	E	400	411	162000	966	06/24/2019
157868	06/24/2019	S & A Trophy	0	41291	ALL SPORTS	3.57	10	E	400	411	162000	967	06/24/2019
157868	06/24/2019	S & A Trophy	0	41291	ALL SPORTS	3.57	10	E	400	411	162000	968	06/24/2019
157868	06/24/2019	S & A Trophy	0	41291	ALL SPORTS	3.57	10	E	400	411	162000	969	06/24/2019
157868	06/24/2019	S & A Trophy	0	41291	ALL SPORTS	3.57	10	E	400	411	162000	970	06/24/2019
157868	06/24/2019	S & A Trophy	0	41302	BB MVP	11.25	10	E	400	411	162000	963	06/24/2019
157868	06/24/2019	S & A Trophy	2001800212	41265	Judy Kraft Plaque	24.50	10	E	200	411	213000	000	06/24/2019
Totals for S & A Trophy						2,523.01							
157869	06/24/2019	S.A.N.E.	8001800334	78259	general supplies	552.00	10	E	800	411	135000	400	06/24/2019
Totals for S.A.N.E.						552.00							
157870	06/24/2019	Schaefer, Crystal	0	2/20-4/29/19	MILEAGE	8.64	10	E	100	342	240000	000	06/24/2019
Totals for Schaefer, Crystal						8.64							
157871	06/24/2019	Schlei, Autumn	0	5/3/19	RVA MILEAGE	59.76	99	E	800	342	221200	360	06/24/2019
Totals for Schlei, Autumn						59.76							
157872	06/24/2019	Schnabel, Jamie	0	REIMBURSE	METHODS, MATERIALS & CURRICULUM	375.00	27	E	800	291	221300	011	06/24/2019
Totals for Schnabel, Jamie						375.00							
157873	06/24/2019	Shiffler Equipment Sales Inc.	3011800138	1914104600	parts	98.97	10	E	100	411	253000	000	06/24/2019
Totals for Shiffler Equipment Sales Inc.						98.97							
157874	06/24/2019	Sisneros, Leigh	0	5/17-31/19	RVA MILEAGE	209.52	99	E	800	342	221200	360	06/24/2019
Totals for Sisneros, Leigh						209.52							
157875	06/24/2019	Smith, Bridget	0	1/2-4/22/19	EMPLOYEE TRAVEL	87.84	10	E	400	342	123208	000	06/24/2019
157875	06/24/2019	Smith, Bridget	0	4/23-5/30/19	EMPLOYEE TRAVEL	37.44	10	E	400	342	123208	000	06/24/2019
Totals for Smith, Bridget						125.28							
157876	06/24/2019	Soundworks Systems Inc	0	105203	GRADUATION RENTAL	4,045.00	10	E	400	325	240000	000	06/24/2019
157876	06/24/2019	Soundworks Systems Inc	0	105204	5/12-13/19 RENTAL	604.00	10	E	400	325	125400	000	06/24/2019
157876	06/24/2019	Soundworks Systems Inc	0	105204	5/12-13/19 RENTAL	750.00	21	E	400	325	240000	408	06/24/2019
157876	06/24/2019	Soundworks Systems Inc	0	105204	5/12-13/19 RENTAL	808.00	21	E	100	325	240000	085	06/24/2019
Totals for Soundworks Systems Inc						6,207.00							
157877	06/24/2019	The Sports Page	0	5/29	STETSONVILLE ELEMENTARY	156.00	10	E	101	940	110000	000	06/24/2019
157877	06/24/2019	The Sports Page	0	6/5	SUMMER SCHOOL-SPECIAL ED	80.00	27	E	800	940	158700	341	06/24/2019
Totals for The Sports Page						236.00							
157878	06/24/2019	Sterling Water, Inc.	0	342X07513305	MAES - SALT	134.00	10	E	100	411	253000	000	06/24/2019
157878	06/24/2019	Sterling Water, Inc.	8001800140	342X07516704	Open PO	21.25	99	E	800	411	221200	360	06/24/2019

CHECK #	CHECK DATE	VENDOR	PO INVOICE #		DESCRIPTION	CHECK AMOUNT	ACCOUNT				POST DATE		
			NUMBER	NUMBER			NUMBER	NUMBER	NUMBER	NUMBER			
157878	06/24/2019	Sterling Water, Inc.	8011800108	342X07513206	open po	20.75	10	E	100	411	253000	000	06/24/2019
					Totals for Sterling Water, Inc.	176.00							
157879	06/24/2019	Stetsonville Lumber, Inc.	0	01891	SCHOOL FOREST SUPPLIES	2,873.02	10	E	800	411	254000	000	06/24/2019
157879	06/24/2019	Stetsonville Lumber, Inc.	0	01892	SCHOOL FOREST SUPPLIES	1,082.84	10	E	800	411	254000	000	06/24/2019
157879	06/24/2019	Stetsonville Lumber, Inc.	4011800168	01862	Material for Team Building	2,818.33	10	E	400	411	254000	000	06/24/2019
					Totals for Stetsonville Lumber, Inc.	6,774.19							
157880	06/24/2019	Stockwell, Stephanie	0	REIMBURSE	STUDENT COUNCIL SUPPLIES	84.01	21	E	200	411	240000	272	06/24/2019
					Totals for Stockwell, Stephanie	84.01							
157881	06/24/2019	Sullivan, Shawn	0	REIMBURSE	FUEL	50.01	10	E	800	348	253000	000	06/24/2019
					Totals for Sullivan, Shawn	50.01							
157882	06/24/2019	Sun Printing	0	104957	MENTOR CARDS	20.00	99	E	800	310	221200	360	06/24/2019
157882	06/24/2019	Sun Printing	0	104957	MENTOR CARDS	96.00	99	E	800	411	221200	360	06/24/2019
157882	06/24/2019	Sun Printing	0	104958	GRAD PROGRAM	222.00	99	E	800	411	219000	360	06/24/2019
157882	06/24/2019	Sun Printing	0	105160	DIPLoma IMPRINT	21.15	99	E	800	310	219000	360	06/24/2019
157882	06/24/2019	Sun Printing	0	105724	DIPLoma IMPRINT	20.50	99	E	800	310	219000	360	06/24/2019
					Totals for Sun Printing	379.65							
157883	06/24/2019	Swedlund, Margo	0	REIMBURSE	CLC COOKING CLASS	86.09	80	E	800	411	240000	740	06/24/2019
					Totals for Swedlund, Margo	86.09							
157884	06/24/2019	Taylor County Clerk	0	2018/19	SPRING ELECTION	1,720.82	10	E	800	411	231000	000	06/24/2019
					Totals for Taylor County Clerk	1,720.82							
157885	06/24/2019	Taylor, Sacia	0	5/10-30/19	MILEAGE	2.48	27	E	800	342	158700	341	06/24/2019
					Totals for Taylor, Sacia	2.48							
157886	06/24/2019	Thorngate, Russell	0	1/2-6/3/19	EMPLOYEE TRAVEL	90.72	10	E	400	342	125400	000	06/24/2019
					Totals for Thorngate, Russell	90.72							
157887	06/24/2019	Weiler, Kylie	0	1/4-5/21/19	EMPLOYEE TRAVEL	151.45	10	E	100	342	213000	000	06/24/2019
157887	06/24/2019	Weiler, Kylie	0	5/22-6/3/19	EMPLOYEE TRAVEL	15.70	10	E	100	342	213000	000	06/24/2019
					Totals for Weiler, Kylie	167.15							
157888	06/24/2019	Wenger Corporation	2001800246	766403	Music library	2,052.00	10	E	200	551	125500	000	06/24/2019
					Totals for Wenger Corporation	2,052.00							
157889	06/24/2019	Werner Sales & Service	0	9248	MASH	39.95	10	E	400	320	253000	000	06/24/2019
					Totals for Werner Sales & Service	39.95							
157890	06/24/2019	Wildberg, Amy	0	1/2-4/30/19	EMPLOYEE TRAVEL	324.00	10	E	800	342	122000	141	06/24/2019
157890	06/24/2019	Wildberg, Amy	0	5/2-24/19	EMPLOYEE TRAVEL	118.79	10	E	800	342	122000	141	06/24/2019
					Totals for Wildberg, Amy	442.79							
157891	06/24/2019	Wilson, Morgan	0	1/2-5/31/19	EMPLOYEE TRAVEL	32.76	10	E	400	342	123219	000	06/24/2019
					Totals for Wilson, Morgan	32.76							
157892	06/24/2019	WI State Laboratory Of Hygiene	0	595080	SB FIELD WELL	30.00	10	E	100	320	253000	000	06/24/2019
					Totals for WI State Laboratory Of Hygien	30.00							
157893	06/24/2019	WKEB/WIGM Radio	0	19050157	RVA	75.00	99	E	800	351	221200	360	06/24/2019

CHECK #	CHECK DATE	VENDOR	PO INVOICE #	DESCRIPTION	CHECK AMOUNT	ACCOUNT	POST DATE
			NUMBER			NUMBER	
157893	06/24/2019	WKEB/WIGM Radio	0 19050158	BOE	75.00	10 E 800 351 260000 000	06/24/2019
				Totals for WKEB/WIGM Radio	150.00		
157894	06/24/2019	Zander, Katie	0 4/15-5/17/19	RVA MILEAGE	434.67	99 E 800 342 221200 360	06/24/2019
				Totals for Zander, Katie	434.67		
157895	06/13/2019	Medford Area Public School Dis	0 06/14/19PR	PAYROLL REMITTANCE	251,650.53	10 A 000 000 711100 000	06/13/2019
				Totals for Medford Area Public School Di	251,650.53		
157896	06/14/2019	Nicolet National Bank	0 06/14/19PR	FICA/MCA REMITTANCE	22,341.78-	10 A 000 000 711100 000	06/14/2019
157896	06/14/2019	Nicolet National Bank	0 06/14/19PR	FICA/MCA REMITTANCE	22,342.12	10 L 000 000 811611 000	06/14/2019
157896	06/14/2019	Nicolet National Bank	0 06/14/19PR	FICA/MCA REMITTANCE	0.34-	10 E 100 220 110000 000	06/14/2019
157896	06/14/2019	Nicolet National Bank	0 06/14/19PR	FICA/MCA REMITTANCE	10,668.54-	27 A 000 000 711100 000	06/14/2019
157896	06/14/2019	Nicolet National Bank	0 06/14/19PR	FICA/MCA REMITTANCE	10,668.54	27 L 000 000 811611 000	06/14/2019
157896	06/14/2019	Nicolet National Bank	0 06/14/19PR	FICA/MCA REMITTANCE	885.76-	50 A 000 000 711100 000	06/14/2019
157896	06/14/2019	Nicolet National Bank	0 06/14/19PR	FICA/MCA REMITTANCE	885.76	50 L 000 000 811611 000	06/14/2019
157896	06/14/2019	Nicolet National Bank	0 06/14/19PR	FICA/MCA REMITTANCE	179.00-	80 A 000 000 711100 000	06/14/2019
157896	06/14/2019	Nicolet National Bank	0 06/14/19PR	FICA/MCA REMITTANCE	179.00	80 L 000 000 811611 000	06/14/2019
157896	06/14/2019	Nicolet National Bank	0 06/14/19PR	FICA/MCA REMITTANCE	10,909.40-	99 A 000 000 711100 000	06/14/2019
157896	06/14/2019	Nicolet National Bank	0 06/14/19PR	FICA/MCA REMITTANCE	10,909.40	99 L 000 000 811611 000	06/14/2019
157896	06/14/2019	Nicolet National Bank	0 06/14/19PR.	FEDERAL WITHHOLDING	9,579.35-	10 A 000 000 711100 000	06/14/2019
157896	06/14/2019	Nicolet National Bank	0 06/14/19PR.	FEDERAL WITHHOLDING	9,579.35	10 L 000 000 811612 000	06/14/2019
157896	06/14/2019	Nicolet National Bank	0 06/14/19PR.	FEDERAL WITHHOLDING	4,194.10-	27 A 000 000 711100 000	06/14/2019
157896	06/14/2019	Nicolet National Bank	0 06/14/19PR.	FEDERAL WITHHOLDING	4,194.10	27 L 000 000 811612 000	06/14/2019
157896	06/14/2019	Nicolet National Bank	0 06/14/19PR.	FEDERAL WITHHOLDING	476.26-	50 A 000 000 711100 000	06/14/2019
157896	06/14/2019	Nicolet National Bank	0 06/14/19PR.	FEDERAL WITHHOLDING	476.26	50 L 000 000 811612 000	06/14/2019
157896	06/14/2019	Nicolet National Bank	0 06/14/19PR.	FEDERAL WITHHOLDING	101.26-	80 A 000 000 711100 000	06/14/2019
157896	06/14/2019	Nicolet National Bank	0 06/14/19PR.	FEDERAL WITHHOLDING	101.26	80 L 000 000 811612 000	06/14/2019
157896	06/14/2019	Nicolet National Bank	0 06/14/19PR.	FEDERAL WITHHOLDING	4,941.46-	99 A 000 000 711100 000	06/14/2019
157896	06/14/2019	Nicolet National Bank	0 06/14/19PR.	FEDERAL WITHHOLDING	4,941.46	99 L 000 000 811612 000	06/14/2019
157896	06/14/2019	Nicolet National Bank	0 06/14/19PR..	STATE WITHHOLDING	88,006.44-	10 A 000 000 711100 000	06/14/2019
157896	06/14/2019	Nicolet National Bank	0 06/14/19PR..	STATE WITHHOLDING	88,006.44	10 L 000 000 811613 000	06/14/2019
157896	06/14/2019	Nicolet National Bank	0 06/14/19PR..	STATE WITHHOLDING	21,386.55-	27 A 000 000 711100 000	06/14/2019
157896	06/14/2019	Nicolet National Bank	0 06/14/19PR..	STATE WITHHOLDING	21,386.55	27 L 000 000 811613 000	06/14/2019
157896	06/14/2019	Nicolet National Bank	0 06/14/19PR..	STATE WITHHOLDING	195.00-	50 A 000 000 711100 000	06/14/2019
157896	06/14/2019	Nicolet National Bank	0 06/14/19PR..	STATE WITHHOLDING	195.00	50 L 000 000 811613 000	06/14/2019
157896	06/14/2019	Nicolet National Bank	0 06/14/19PR..	STATE WITHHOLDING	75.75-	80 A 000 000 711100 000	06/14/2019
157896	06/14/2019	Nicolet National Bank	0 06/14/19PR..	STATE WITHHOLDING	75.75	80 L 000 000 811613 000	06/14/2019
157896	06/14/2019	Nicolet National Bank	0 06/14/19PR..	STATE WITHHOLDING	4,228.26-	99 A 000 000 711100 000	06/14/2019
157896	06/14/2019	Nicolet National Bank	0 06/14/19PR..	STATE WITHHOLDING	4,228.26	99 L 000 000 811613 000	06/14/2019
157896	06/14/2019	Nicolet National Bank	0 06/14/19PR...	WI DEPT OF REV/GARNISHMENT	98.76-	27 A 000 000 711100 000	06/14/2019
157896	06/14/2019	Nicolet National Bank	0 06/14/19PR...	WI DEPT OF REV/GARNISHMENT	98.76	27 L 000 000 811680 000	06/14/2019

CHECK #	CHECK DATE	VENDOR	PO	INVOICE #	DESCRIPTION	CHECK AMOUNT	ACCOUNT	POST DATE
				NUMBER			NUMBER	
157896	06/14/2019	Nicolet National Bank	0	06/14/19PR...	FLEXIBLE SPENDING	1,689.96-	10 A 000 000 711100 000	06/14/2019
157896	06/14/2019	Nicolet National Bank	0	06/14/19PR...	FLEXIBLE SPENDING	1,689.96	10 L 000 000 811691 000	06/14/2019
157896	06/14/2019	Nicolet National Bank	0	06/14/19PR...	FLEXIBLE SPENDING	225.00-	27 A 000 000 711100 000	06/14/2019
157896	06/14/2019	Nicolet National Bank	0	06/14/19PR...	FLEXIBLE SPENDING	225.00	27 L 000 000 811691 000	06/14/2019
157896	06/14/2019	Nicolet National Bank	0	06/14/19PR...	FLEXIBLE SPENDING	438.33-	99 A 000 000 711100 000	06/14/2019
157896	06/14/2019	Nicolet National Bank	0	06/14/19PR...	FLEXIBLE SPENDING	438.33	99 L 000 000 811691 000	06/14/2019
157896	06/14/2019	Nicolet National Bank	0	06/14/19PR....	TRUST ADVANTAGE	2,669.28-	10 A 000 000 711100 000	06/14/2019
157896	06/14/2019	Nicolet National Bank	0	06/14/19PR....	TRUST ADVANTAGE	229.16-	27 A 000 000 711100 000	06/14/2019
157896	06/14/2019	Nicolet National Bank	0	06/14/19PR....	TRUST ADVANTAGE	2.67-	99 A 000 000 711100 000	06/14/2019
157896	06/14/2019	Nicolet National Bank	0	06/14/19PR....	TRUST ADVANTAGE	2,669.28	10 L 000 000 811660 000	06/14/2019
157896	06/14/2019	Nicolet National Bank	0	06/14/19PR....	TRUST ADVANTAGE	229.16	27 L 000 000 811660 000	06/14/2019
157896	06/14/2019	Nicolet National Bank	0	06/14/19PR....	TRUST ADVANTAGE	2.67	99 L 000 000 811660 000	06/14/2019
Totals for Nicolet National Bank						0.00		
157897	06/14/2019	US Department of Education	0	06/14/19PR	GARNISHMENT	23.68	10 L 000 000 811680 000	06/14/2019
Totals for US Department of Education						23.68		
157898	06/14/2019	WI SCTF	0	06/14/19PR	CHILD SUPPORT	286.00	10 L 000 000 811680 000	06/14/2019
157898	06/14/2019	WI SCTF	0	06/14/19PR.	CHILD SUPPORT	73.00	10 L 000 000 811680 000	06/14/2019
157898	06/14/2019	WI SCTF	0	06/14/19PR..	CHILD SUPPORT	200.00	10 L 000 000 811680 000	06/14/2019
Totals for WI SCTF						559.00		
157899	06/24/2019	Abele, Amy	0	MAY	RVA INTERNET REIMBURSEMENT	75.00	99 E 800 358 221200 360	06/24/2019
Totals for Abele, Amy						75.00		
157900	06/24/2019	Abrahamson, Ryan	0	5/10-6/9/19	RVA INTERNET REIMBURSEMENT	65.99	99 E 800 358 221200 360	06/24/2019
Totals for Abrahamson, Ryan						65.99		
157901	06/24/2019	Adams, Cari	0	5/2-6/1/19	RVA INTERNET REIMBURSEMENT	44.99	99 E 800 358 221200 360	06/24/2019
157901	06/24/2019	Adams, Cari	0	6/2-7/1/19	RVA INTERNET REIMBURSEMENT	44.99	99 E 800 358 221200 360	06/24/2019
Totals for Adams, Cari						89.98		
157902	06/24/2019	Barnett, Jennifer	0	1/11-2/10/19	RVA INTERNET REIMBURSEMENT	65.99	99 E 800 358 221200 360	06/24/2019
157902	06/24/2019	Barnett, Jennifer	0	2/11-3/10/19	RVA INTERNET REIMBURSEMENT	65.99	99 E 800 358 221200 360	06/24/2019
157902	06/24/2019	Barnett, Jennifer	0	3/11-4/10/19	RVA INTERNET REIMBURSEMENT	65.99	99 E 800 358 221200 360	06/24/2019
157902	06/24/2019	Barnett, Jennifer	0	4/11-5/10/19	RVA INTERNET REIMBURSEMENT	65.99	99 E 800 358 221200 360	06/24/2019
157902	06/24/2019	Barnett, Jennifer	0	5/11-6/10/19	RVA INTERNET REIMBURSEMENT	65.99	99 E 800 358 221200 360	06/24/2019
Totals for Barnett, Jennifer						329.95		
157903	06/24/2019	Barrett, Misty	0	3/4-4/3/19	RVA INTERNET REIMBURSEMENT	34.99	99 E 800 358 221200 360	06/24/2019
157903	06/24/2019	Barrett, Misty	0	4/4-5/3/19	RVA INTERNET REIMBURSEMENT	54.99	99 E 800 358 221200 360	06/24/2019
157903	06/24/2019	Barrett, Misty	0	5/4-6/3/19	RVA INTERNET REIMBURSEMENT	70.99	99 E 800 358 221200 360	06/24/2019
Totals for Barrett, Misty						160.97		
157904	06/24/2019	Barriere, Tony	0	5/13-6/12/19	RVA INTERNET REIMBURSEMENT	65.99	99 E 800 358 221200 360	06/24/2019
Totals for Barriere, Tony						65.99		
157905	06/24/2019	Bartz, Michael	0	4/28-5/27/19	RVA INTERNET REIMBURSEMENT	69.99	99 E 800 358 221200 360	06/24/2019

CHECK #	CHECK DATE	VENDOR	PO INVOICE #	DESCRIPTION	CHECK AMOUNT	ACCOUNT	POST DATE
			NUMBER			NUMBER	
Totals for Bartz, Michael					69.99		
157906	06/24/2019	Bauer, Ronald	0 APRIL	RVA INTERNET REIMBURSEMENT	65.99	99 E 800 358 221200 360	06/24/2019
157906	06/24/2019	Bauer, Ronald	0 AUGUST	RVA INTERNET REIMBURSEMENT	64.99	99 E 800 358 221200 360	06/24/2019
157906	06/24/2019	Bauer, Ronald	0 DECEMBER	RVA INTERNET REIMBURSEMENT	65.99	99 E 800 358 221200 360	06/24/2019
157906	06/24/2019	Bauer, Ronald	0 FEBRUARY	RVA INTERNET REIMBURSEMENT	65.99	99 E 800 358 221200 360	06/24/2019
157906	06/24/2019	Bauer, Ronald	0 JANUARY	RVA INTERNET REIMBURSEMENT	65.99	99 E 800 358 221200 360	06/24/2019
157906	06/24/2019	Bauer, Ronald	0 JULY	RVA INTERNET REIMBURSEMENT	64.99	99 E 800 358 221200 360	06/24/2019
157906	06/24/2019	Bauer, Ronald	0 JUNE	RVA INTERNET REIMBURSEMENT	65.99	99 E 800 358 221200 360	06/24/2019
157906	06/24/2019	Bauer, Ronald	0 MARCH	RVA INTERNET REIMBURSEMENT	65.99	99 E 800 358 221200 360	06/24/2019
157906	06/24/2019	Bauer, Ronald	0 MAY	RVA INTERNET REIMBURSEMENT	65.99	99 E 800 358 221200 360	06/24/2019
157906	06/24/2019	Bauer, Ronald	0 NOVEMBER	RVA INTERNET REIMBURSEMENT	64.99	99 E 800 358 221200 360	06/24/2019
157906	06/24/2019	Bauer, Ronald	0 OCTOBER	RVA INTERNET REIMBURSEMENT	64.99	99 E 800 358 221200 360	06/24/2019
157906	06/24/2019	Bauer, Ronald	0 SEPTEMBER	RVA INTERNET REIMBURSEMENT	64.99	99 E 800 358 221200 360	06/24/2019
Totals for Bauer, Ronald					786.88		
157907	06/24/2019	Beels, Lisa	0 1/15-2/15/19	RVA INTERNET REIMBURSEMENT	59.99	99 E 800 358 221200 360	06/24/2019
157907	06/24/2019	Beels, Lisa	0 2/15-3/15/19	RVA INTERNET REIMBURSEMENT	59.99	99 E 800 358 221200 360	06/24/2019
157907	06/24/2019	Beels, Lisa	0 3/15-4/15/19	RVA INTERNET REIMBURSEMENT	59.99	99 E 800 358 221200 360	06/24/2019
157907	06/24/2019	Beels, Lisa	0 4/15-5/15/19	RVA INTERNET REIMBURSEMENT	59.99	99 E 800 358 221200 360	06/24/2019
157907	06/24/2019	Beels, Lisa	0 5/15-6/15/19	RVA INTERNET REIMBURSEMENT	59.99	99 E 800 358 221200 360	06/24/2019
Totals for Beels, Lisa					299.95		
157908	06/24/2019	Behselich, Anna	0 1/28-2/27/19	RVA INTERNET REIMBURSEMENT	40.25	99 E 800 358 221200 360	06/24/2019
157908	06/24/2019	Behselich, Anna	0 10/28-11/27/18	RVA INTERNET REIMBURSEMENT	39.25	99 E 800 358 221200 360	06/24/2019
157908	06/24/2019	Behselich, Anna	0 11/28-12/27/18	RVA INTERNET REIMBURSEMENT	39.25	99 E 800 358 221200 360	06/24/2019
157908	06/24/2019	Behselich, Anna	0 12/28/18-1/27/19	RVA INTERNET REIMBURSEMENT	39.25	99 E 800 358 221200 360	06/24/2019
157908	06/24/2019	Behselich, Anna	0 2/28-3/27/19	RVA INTERNET REIMBURSEMENT	40.25	99 E 800 358 221200 360	06/24/2019
157908	06/24/2019	Behselich, Anna	0 3/28-4/27/19	RVA INTERNET REIMBURSEMENT	40.25	99 E 800 358 221200 360	06/24/2019
157908	06/24/2019	Behselich, Anna	0 4/28-5/27/19	RVA INTERNET REIMBURSEMENT	40.25	99 E 800 358 221200 360	06/24/2019
157908	06/24/2019	Behselich, Anna	0 5/28-6/27/19	RVA INTERNET REIMBURSEMENT	40.25	99 E 800 358 221200 360	06/24/2019
157908	06/24/2019	Behselich, Anna	0 7/28-8/27/18	RVA INTERNET REIMBURSEMENT	39.25	99 E 800 358 221200 360	06/24/2019
157908	06/24/2019	Behselich, Anna	0 8/28-9/27/18	RVA INTERNET REIMBURSEMENT	39.25	99 E 800 358 221200 360	06/24/2019
157908	06/24/2019	Behselich, Anna	0 9/28-10/27/18	RVA INTERNET REIMBURSEMENT	39.25	99 E 800 358 221200 360	06/24/2019
Totals for Behselich, Anna					436.75		
157909	06/24/2019	Bendig, Matthew	0 1/21-2/18/19	RVA INTERNET REIMBURSEMENT-PRORATED FROM DATE OF ENROLLMENT	70.18	99 E 800 358 221200 360	06/24/2019
157909	06/24/2019	Bendig, Matthew	0 2/19-3/18/19	RVA INTERNET REIMBURSEMENT	74.99	99 E 800 358 221200 360	06/24/2019
157909	06/24/2019	Bendig, Matthew	0 3/19-4/18/19	RVA INTERNET REIMBURSEMENT	74.99	99 E 800 358 221200 360	06/24/2019
157909	06/24/2019	Bendig, Matthew	0 4/19-5/18/19	RVA INTERNET REIMBURSEMENT	74.99	99 E 800 358 221200 360	06/24/2019
Totals for Bendig, Matthew					295.15		

CHECK #	CHECK DATE	VENDOR	PO INVOICE #	DESCRIPTION	CHECK AMOUNT	ACCOUNT	POST DATE
			NUMBER			NUMBER	
157910	06/24/2019	Bernitt, Josh	0 3/19-4/18/19	RVA INTERNET REIMBURSEMENT	65.99	99 E 800 358 221200 360	06/24/2019
157910	06/24/2019	Bernitt, Josh	0 4/19-5/18/19	RVA INTERNET REIMBURSEMENT	65.99	99 E 800 358 221200 360	06/24/2019
157910	06/24/2019	Bernitt, Josh	0 5/19-6/18/19	RVA INTERNET REIMBURSEMENT	65.99	99 E 800 358 221200 360	06/24/2019
				Totals for Bernitt, Josh	197.97		
157911	06/24/2019	Beuchler, Peter	0 5/6-6/5/19	RVA INTERNET REIMBURSEMENT	55.00	99 E 800 358 221200 360	06/24/2019
				Totals for Beuchler, Peter	55.00		
157912	06/24/2019	Bieber, Kip	0 1/23-2/22/19	RVA INTERNET REIMBURSEMENT	65.99	99 E 800 358 221200 360	06/24/2019
				Totals for Bieber, Kip	65.99		
157913	06/24/2019	Blackburn, James	0 2/23-3/22/19	RVA INTERNET REIMBURSEMENT	70.99	99 E 800 358 221200 360	06/24/2019
157913	06/24/2019	Blackburn, James	0 5/23-6/22/19	RVA INTERNET REIMBURSEMENT	70.99	99 E 800 358 221200 360	06/24/2019
157913	06/24/2019	Blackburn, James	0 8/23-9/22/18	RVA INTERNET REIMBURSEMENT	49.99	99 E 800 358 221200 360	06/24/2019
157913	06/24/2019	Blackburn, James	0 9/23-10/22/18	RVA INTERNET REIMBURSEMENT	49.99	99 E 800 358 221200 360	06/24/2019
				Totals for Blackburn, James	241.96		
157914	06/24/2019	Boburka, Joseph	0 1/21-2/7/19	RVA INTERNET REIMBURSEMENT-PRORATED FROM DATE OF ENROLLMENT	41.22	99 E 800 358 221200 360	06/24/2019
157914	06/24/2019	Boburka, Joseph	0 2/8-3/7/19	RVA INTERNET REIMBURSEMENT	70.99	99 E 800 358 221200 360	06/24/2019
157914	06/24/2019	Boburka, Joseph	0 3/8-4/7/19	RVA INTERNET REIMBURSEMENT	70.99	99 E 800 358 221200 360	06/24/2019
157914	06/24/2019	Boburka, Joseph	0 4/8-5/7/19	RVA INTERNET REIMBURSEMENT	70.99	99 E 800 358 221200 360	06/24/2019
157914	06/24/2019	Boburka, Joseph	0 5/8-6/7/19	RVA INTERNET REIMBURSEMENT	70.99	99 E 800 358 221200 360	06/24/2019
				Totals for Boburka, Joseph	325.18		
157915	06/24/2019	Bochman, Bryan	0 5/8-6/7/19	RVA INTERNET REIMBURSEMENT	70.99	99 E 800 358 221200 360	06/24/2019
				Totals for Bochman, Bryan	70.99		
157916	06/24/2019	Boehmer, Eric	0 3/29-4/28/19	RVA INTERNET REIMBURSEMENT	65.99	99 E 800 358 221200 360	06/24/2019
157916	06/24/2019	Boehmer, Eric	0 4/29-5/28/19	RVA INTERNET REIMBURSEMENT	65.99	99 E 800 358 221200 360	06/24/2019
				Totals for Boehmer, Eric	131.98		
157917	06/24/2019	Bohman, Ashley	0 5/16-6/15/19	RVA INTERNET REIMBURSEMENT	70.99	99 E 800 358 221200 360	06/24/2019
				Totals for Bohman, Ashley	70.99		
157918	06/24/2019	Bonack, Laura	0 2/7-3/6/19	RVA INTERNET REIMBURSEMENT	70.99	99 E 800 358 221200 360	06/24/2019
157918	06/24/2019	Bonack, Laura	0 3/7-4/6/19	RVA INTERNET REIMBURSEMENT	70.99	99 E 800 358 221200 360	06/24/2019
157918	06/24/2019	Bonack, Laura	0 4/7-5/6/19	RVA INTERNET REIMBURSEMENT	70.99	99 E 800 358 221200 360	06/24/2019
157918	06/24/2019	Bonack, Laura	0 5/7-6/6/19	RVA INTERNET REIMBURSEMENT	70.99	99 E 800 358 221200 360	06/24/2019
				Totals for Bonack, Laura	283.96		
157919	06/24/2019	Borger, Sarah	0 2/12-3/11/19	RVA INTERNET REIMBURSEMENT	65.99	99 E 800 358 221200 360	06/24/2019
157919	06/24/2019	Borger, Sarah	0 3/12-4/11/19	RVA INTERNET REIMBURSEMENT	65.99	99 E 800 358 221200 360	06/24/2019
157919	06/24/2019	Borger, Sarah	0 4/12-5/11/19	RVA INTERNET REIMBURSEMENT	65.99	99 E 800 358 221200 360	06/24/2019
157919	06/24/2019	Borger, Sarah	0 5/12-6/11/19	RVA INTERNET REIMBURSEMENT	65.99	99 E 800 358 221200 360	06/24/2019
				Totals for Borger, Sarah	263.96		
157920	06/24/2019	Bosse, Rachel	0 5/6-6/5/19	RVA INTERNET REIMBURSEMENT	40.00	99 E 800 358 221200 360	06/24/2019

CHECK #	CHECK DATE	VENDOR	PO INVOICE #	DESCRIPTION	CHECK AMOUNT	ACCOUNT	POST DATE
			NUMBER			NUMBER	
Totals for Bosse, Rachel					40.00		
157921	06/24/2019	Bousum, Eddie	0 1/20-2/19/19	RVA INTERNET REIMBURSEMENT	65.99	99 E 800 358 221200 360	06/24/2019
157921	06/24/2019	Bousum, Eddie	0 2/20-3/19/19	RVA INTERNET REIMBURSEMENT	65.99	99 E 800 358 221200 360	06/24/2019
157921	06/24/2019	Bousum, Eddie	0 3/20-4/19/19	RVA INTERNET REIMBURSEMENT	65.99	99 E 800 358 221200 360	06/24/2019
157921	06/24/2019	Bousum, Eddie	0 4/20-5/19/19	RVA INTERNET REIMBURSEMENT	65.99	99 E 800 358 221200 360	06/24/2019
157921	06/24/2019	Bousum, Eddie	0 5/20-6/19/19	RVA INTERNET REIMBURSEMENT	65.99	99 E 800 358 221200 360	06/24/2019
Totals for Bousum, Eddie					329.95		
157922	06/24/2019	Brandt, Jessica	0 APRIL	RVA INTERNET REIMBURSEMENT	56.27	99 E 800 358 221200 360	06/24/2019
157922	06/24/2019	Brandt, Jessica	0 AUGUST	RVA INTERNET REIMBURSEMENT	56.27	99 E 800 358 221200 360	06/24/2019
157922	06/24/2019	Brandt, Jessica	0 JULY	RVA INTERNET REIMBURSEMENT	56.27	99 E 800 358 221200 360	06/24/2019
157922	06/24/2019	Brandt, Jessica	0 JUNE	RVA INTERNET REIMBURSEMENT	56.27	99 E 800 358 221200 360	06/24/2019
157922	06/24/2019	Brandt, Jessica	0 MAY	RVA INTERNET REIMBURSEMENT	56.27	99 E 800 358 221200 360	06/24/2019
Totals for Brandt, Jessica					281.35		
157923	06/24/2019	Bratz, Donna	0 3/17-4/17/19	RVA INTERNET REIMBURSEMENT	59.99	99 E 800 358 221200 360	06/24/2019
157923	06/24/2019	Bratz, Donna	0 4/17-5/17/19	RVA INTERNET REIMBURSEMENT	59.99	99 E 800 358 221200 360	06/24/2019
Totals for Bratz, Donna					119.98		
157924	06/24/2019	Breske, Heather	0 4/3-5/2/19	RVA INTERNET REIMBURSEMENT	59.99	99 E 800 358 221200 360	06/24/2019
157924	06/24/2019	Breske, Heather	0 5/3-6/2/19	RVA INTERNET REIMBURSEMENT	59.99	99 E 800 358 221200 360	06/24/2019
Totals for Breske, Heather					119.98		
157925	06/24/2019	Brown, Kristyn	0 5/10-6/9/19	RVA INTERNET REIMBURSEMENT	65.20	99 E 800 358 221200 360	06/24/2019
Totals for Brown, Kristyn					65.20		
157926	06/24/2019	Brueggeman, James	0 5/13-6/12/19	RVA INTERNET REIMBURSEMENT	59.99	99 E 800 358 221200 360	06/24/2019
Totals for Brueggeman, James					59.99		
157927	06/24/2019	Brumm, Shannon	0 1/15-2/14/19	RVA INTERNET REIMBURSEMENT	59.99	99 E 800 358 221200 360	06/24/2019
157927	06/24/2019	Brumm, Shannon	0 10/15-11/14/18	RVA INTERNET REIMBURSEMENT	44.99	99 E 800 358 221200 360	06/24/2019
157927	06/24/2019	Brumm, Shannon	0 11/15-12/14/18	RVA INTERNET REIMBURSEMENT	44.99	99 E 800 358 221200 360	06/24/2019
157927	06/24/2019	Brumm, Shannon	0 12/15/18-1/14/19	RVA INTERNET REIMBURSEMENT	59.99	99 E 800 358 221200 360	06/24/2019
157927	06/24/2019	Brumm, Shannon	0 2/15-3/14/19	RVA INTERNET REIMBURSEMENT	59.99	99 E 800 358 221200 360	06/24/2019
157927	06/24/2019	Brumm, Shannon	0 3/15-4/14/19	RVA INTERNET REIMBURSEMENT	59.99	99 E 800 358 221200 360	06/24/2019
157927	06/24/2019	Brumm, Shannon	0 4/15-5/14/19	RVA INTERNET REIMBURSEMENT	59.99	99 E 800 358 221200 360	06/24/2019
157927	06/24/2019	Brumm, Shannon	0 7/15-8/14/18	RVA INTERNET REIMBURSEMENT	44.99	99 E 800 358 221200 360	06/24/2019
157927	06/24/2019	Brumm, Shannon	0 8/15-9/14/18	RVA INTERNET REIMBURSEMENT	44.99	99 E 800 358 221200 360	06/24/2019
157927	06/24/2019	Brumm, Shannon	0 9/15-10/14/18	RVA INTERNET REIMBURSEMENT	44.99	99 E 800 358 221200 360	06/24/2019
Totals for Brumm, Shannon					524.90		
157928	06/24/2019	Brunner, Derek	0 3/23-4/22/19	RVA INTERNET REIMBURSEMENT	75.00	99 E 800 358 221200 360	06/24/2019
Totals for Brunner, Derek					75.00		
157929	06/24/2019	Bush, Justin	0 5/6-6/5/19	RVA INTERNET REIMBURSEMENT	54.99	99 E 800 358 221200 360	06/24/2019
Totals for Bush, Justin					54.99		
157930	06/24/2019	Buske, Cindy	0 1/23-2/22/19	RVA INTERNET REIMBURSEMENT	64.99	99 E 800 358 221200 360	06/24/2019

CHECK #	CHECK DATE	VENDOR	PO INVOICE #	DESCRIPTION	CHECK AMOUNT	ACCOUNT	POST DATE
			NUMBER			NUMBER	
157930	06/24/2019	Buske, Cindy	0 10/23-11/22/18	RVA INTERNET REIMBURSEMENT	59.99	99 E 800 358 221200 360	06/24/2019
157930	06/24/2019	Buske, Cindy	0 11/23-12/22/18	RVA INTERNET REIMBURSEMENT	59.99	99 E 800 358 221200 360	06/24/2019
157930	06/24/2019	Buske, Cindy	0 12/23/18-1/22/19	RVA INTERNET REIMBURSEMENT	64.99	99 E 800 358 221200 360	06/24/2019
157930	06/24/2019	Buske, Cindy	0 2/23-3/22/19	RVA INTERNET REIMBURSEMENT	64.99	99 E 800 358 221200 360	06/24/2019
157930	06/24/2019	Buske, Cindy	0 3/23-4/22/19	RVA INTERNET REIMBURSEMENT	64.99	99 E 800 358 221200 360	06/24/2019
157930	06/24/2019	Buske, Cindy	0 4/23-5/22/19	RVA INTERNET REIMBURSEMENT	64.99	99 E 800 358 221200 360	06/24/2019
157930	06/24/2019	Buske, Cindy	0 9/23-10/22/18	RVA INTERNET REIMBURSEMENT	59.99	99 E 800 358 221200 360	06/24/2019
				Totals for Buske, Cindy	504.92		
157931	06/24/2019	Busse, Chad	0 1/21-2/20/19	RVA INTERNET REIMBURSEMENT	65.99	99 E 800 358 221200 360	06/24/2019
157931	06/24/2019	Busse, Chad	0 2/21-3/20/19	RVA INTERNET REIMBURSEMENT	65.99	99 E 800 358 221200 360	06/24/2019
157931	06/24/2019	Busse, Chad	0 3/21-4/20/19	RVA INTERNET REIMBURSEMENT	65.99	99 E 800 358 221200 360	06/24/2019
157931	06/24/2019	Busse, Chad	0 4/21-5/20/19	RVA INTERNET REIMBURSEMENT	65.99	99 E 800 358 221200 360	06/24/2019
157931	06/24/2019	Busse, Chad	0 5/21-6/20/19	RVA INTERNET REIMBURSEMENT	65.99	99 E 800 358 221200 360	06/24/2019
				Totals for Busse, Chad	329.95		
157932	06/24/2019	Cameron, Rebecca	0 3/22-4/22/19	RVA INTERNET REIMBURSEMENT	59.99	99 E 800 358 221200 360	06/24/2019
				Totals for Cameron, Rebecca	59.99		
157933	06/24/2019	Carlson, Lacey	0 APRIL	RVA INTERNET REIMBURSEMENT	44.99	99 E 800 358 221200 360	06/24/2019
157933	06/24/2019	Carlson, Lacey	0 MARCH	RVA INTERNET REIMBURSEMENT	44.99	99 E 800 358 221200 360	06/24/2019
157933	06/24/2019	Carlson, Lacey	0 MAY	RVA INTERNET REIMBURSEMENT	44.99	99 E 800 358 221200 360	06/24/2019
				Totals for Carlson, Lacey	134.97		
157934	06/24/2019	Choi, Chun Wai	0 5/12-6/11/19	RVA INTERNET REIMBURSEMENT	65.99	99 E 800 358 221200 360	06/24/2019
				Totals for Choi, Chun Wai	65.99		
157935	06/24/2019	Christensen, Christina	0 3/15-4/14/19	RVA INTERNET REIMBURSEMENT	44.99	99 E 800 358 221200 360	06/24/2019
157935	06/24/2019	Christensen, Christina	0 4/15-5/14/19	RVA INTERNET REIMBURSEMENT	44.99	99 E 800 358 221200 360	06/24/2019
157935	06/24/2019	Christensen, Christina	0 5/15-6/14/19	RVA INTERNET REIMBURSEMENT	44.99	99 E 800 358 221200 360	06/24/2019
				Totals for Christensen, Christina	134.97		
157936	06/24/2019	Cojon Orantes, Juan Francisco	0 1/10-2/9/19	RVA INTERNET REIMBURSEMENT	65.99	99 E 800 358 221200 360	06/24/2019
157936	06/24/2019	Cojon Orantes, Juan Francisco	0 10/10-11/9/18	RVA INTERNET REIMBURSEMENT	64.99	99 E 800 358 221200 360	06/24/2019
157936	06/24/2019	Cojon Orantes, Juan Francisco	0 11/10-12/9/18	RVA INTERNET REIMBURSEMENT	64.99	99 E 800 358 221200 360	06/24/2019
157936	06/24/2019	Cojon Orantes, Juan Francisco	0 12/10/18-1/9/19	RVA INTERNET REIMBURSEMENT	65.99	99 E 800 358 221200 360	06/24/2019
157936	06/24/2019	Cojon Orantes, Juan Francisco	0 2/10-3/9/19	RVA INTERNET REIMBURSEMENT	65.99	99 E 800 358 221200 360	06/24/2019
157936	06/24/2019	Cojon Orantes, Juan Francisco	0 3/10-4/9/19	RVA INTERNET REIMBURSEMENT	65.99	99 E 800 358 221200 360	06/24/2019
157936	06/24/2019	Cojon Orantes, Juan Francisco	0 4/10-5/9/19	RVA INTERNET REIMBURSEMENT	65.99	99 E 800 358 221200 360	06/24/2019
157936	06/24/2019	Cojon Orantes, Juan Francisco	0 5/10-6/9/19	RVA INTERNET REIMBURSEMENT	65.99	99 E 800 358 221200 360	06/24/2019
157936	06/24/2019	Cojon Orantes, Juan Francisco	0 8/17-9/9/18	RVA INTERNET REIMBURSEMENT-PRORATED FROM DATE OF ENROLLMENT	50.40	99 E 800 358 221200 360	06/24/2019
157936	06/24/2019	Cojon Orantes, Juan Francisco	0 9/10-10/9/18	RVA INTERNET REIMBURSEMENT	64.99	99 E 800 358 221200 360	06/24/2019
				Totals for Cojon Orantes, Juan Francisco	641.31		

CHECK #	CHECK DATE	VENDOR	PO INVOICE #	DESCRIPTION	CHECK AMOUNT	ACCOUNT	POST DATE
			NUMBER			NUMBER	
157937	06/24/2019	Coon, David	0 4/18-5/17/19	RVA INTERNET REIMBURSEMENT	55.00	99 E 800 358 221200 360	06/24/2019
157937	06/24/2019	Coon, David	0 5/18-6/17/19	RVA INTERNET REIMBURSEMENT	55.00	99 E 800 358 221200 360	06/24/2019
				Totals for Coon, David	110.00		
157938	06/24/2019	Coots, Harold	0 3/25-4/24/19	RVA INTERNET REIMBURSEMENT	70.99	99 E 800 358 221200 360	06/24/2019
157938	06/24/2019	Coots, Harold	0 4/25-5/24/19	RVA INTERNET REIMBURSEMENT	70.99	99 E 800 358 221200 360	06/24/2019
				Totals for Coots, Harold	141.98		
157939	06/24/2019	Coppadge, Lance	0 4/21-5/20/19	RVA INTERNET REIMBURSEMENT	65.99	99 E 800 358 221200 360	06/24/2019
157939	06/24/2019	Coppadge, Lance	0 5/21-6/20/19	RVA INTERNET REIMBURSEMENT	65.99	99 E 800 358 221200 360	06/24/2019
157939	06/24/2019	Coppadge, Lance	0 7/21-8/20/18	RVA INTERNET REIMBURSEMENT	44.99	99 E 800 358 221200 360	06/24/2019
157939	06/24/2019	Coppadge, Lance	0 8/21-9/20/18	RVA INTERNET REIMBURSEMENT	64.99	99 E 800 358 221200 360	06/24/2019
				Totals for Coppadge, Lance	241.96		
157940	06/24/2019	Coppens, Zachary	0 MAY	RVA INTERNET REIMBURSEMENT	59.99	99 E 800 358 221200 360	06/24/2019
				Totals for Coppens, Zachary	59.99		
157941	06/24/2019	Couture, Timothy	0 5/15-6/14/19	RVA INTERNET REIMBURSEMENT	65.99	99 E 800 358 221200 360	06/24/2019
				Totals for Couture, Timothy	65.99		
157942	06/24/2019	Dahmen, Tom	0 1/22-2/22/19	RVA INTERNET REIMBURSEMENT	75.00	99 E 800 358 221200 360	06/24/2019
157942	06/24/2019	Dahmen, Tom	0 10/22-11/22/18	RVA INTERNET REIMBURSEMENT	75.00	99 E 800 358 221200 360	06/24/2019
157942	06/24/2019	Dahmen, Tom	0 11/22-12/22/18	RVA INTERNET REIMBURSEMENT	75.00	99 E 800 358 221200 360	06/24/2019
157942	06/24/2019	Dahmen, Tom	0 12/22/18-1/22/19	RVA INTERNET REIMBURSEMENT	75.00	99 E 800 358 221200 360	06/24/2019
157942	06/24/2019	Dahmen, Tom	0 2/22-3/22/19	RVA INTERNET REIMBURSEMENT	75.00	99 E 800 358 221200 360	06/24/2019
157942	06/24/2019	Dahmen, Tom	0 3/22-4/22/19	RVA INTERNET REIMBURSEMENT	75.00	99 E 800 358 221200 360	06/24/2019
157942	06/24/2019	Dahmen, Tom	0 4/22-5/22/19	RVA INTERNET REIMBURSEMENT	75.00	99 E 800 358 221200 360	06/24/2019
157942	06/24/2019	Dahmen, Tom	0 5/22-6/22/19	RVA INTERNET REIMBURSEMENT	75.00	99 E 800 358 221200 360	06/24/2019
157942	06/24/2019	Dahmen, Tom	0 7/22-8/22/18	RVA INTERNET REIMBURSEMENT	75.00	99 E 800 358 221200 360	06/24/2019
157942	06/24/2019	Dahmen, Tom	0 8/22-9/22/18	RVA INTERNET REIMBURSEMENT	75.00	99 E 800 358 221200 360	06/24/2019
157942	06/24/2019	Dahmen, Tom	0 9/22-10/22/18	RVA INTERNET REIMBURSEMENT	75.00	99 E 800 358 221200 360	06/24/2019
				Totals for Dahmen, Tom	825.00		
157943	06/24/2019	Davel, Marie	0 4/28-5/27/19	RVA INTERNET REIMBURSEMENT	29.99	99 E 800 358 221200 360	06/24/2019
157943	06/24/2019	Davel, Marie	0 5/28-6/27/19	RVA INTERNET REIMBURSEMENT	29.99	99 E 800 358 221200 360	06/24/2019
				Totals for Davel, Marie	59.98		
157944	06/24/2019	Davey, Nichol	0 APRIL	RVA INTERNET REIMBURSEMENT	52.70	99 E 800 358 221200 360	06/24/2019
157944	06/24/2019	Davey, Nichol	0 DECEMBER	RVA INTERNET REIMBURSEMENT	52.70	99 E 800 358 221200 360	06/24/2019
157944	06/24/2019	Davey, Nichol	0 FEBRUARY	RVA INTERNET REIMBURSEMENT	52.70	99 E 800 358 221200 360	06/24/2019
157944	06/24/2019	Davey, Nichol	0 JANUARY	RVA INTERNET REIMBURSEMENT	52.70	99 E 800 358 221200 360	06/24/2019
157944	06/24/2019	Davey, Nichol	0 MARCH	RVA INTERNET REIMBURSEMENT	52.70	99 E 800 358 221200 360	06/24/2019
157944	06/24/2019	Davey, Nichol	0 MAY	RVA INTERNET REIMBURSEMENT	52.70	99 E 800 358 221200 360	06/24/2019
157944	06/24/2019	Davey, Nichol	0 NOVEMBER	RVA INTERNET REIMBURSEMENT	52.70	99 E 800 358 221200 360	06/24/2019
157944	06/24/2019	Davey, Nichol	0 OCTOBER	RVA INTERNET REIMBURSEMENT	52.70	99 E 800 358 221200 360	06/24/2019
157944	06/24/2019	Davey, Nichol	0 SEPTEMBER	RVA INTERNET REIMBURSEMENT	52.70	99 E 800 358 221200 360	06/24/2019

CHECK #	CHECK DATE	VENDOR	PO INVOICE #	DESCRIPTION	CHECK AMOUNT	ACCOUNT	POST DATE
			NUMBER			NUMBER	
					Totals for Davey, Nichol	474.30	
157945	06/24/2019	DeBoer, Kevin	0 APRIL	RVA INTERNET REIMBURSEMENT	64.99	99 E 800 358 221200 360	06/24/2019
157945	06/24/2019	DeBoer, Kevin	0 FEBRUARY	RVA INTERNET REIMBURSEMENT	64.99	99 E 800 358 221200 360	06/24/2019
157945	06/24/2019	DeBoer, Kevin	0 MARCH	RVA INTERNET REIMBURSEMENT	64.99	99 E 800 358 221200 360	06/24/2019
157945	06/24/2019	DeBoer, Kevin	0 MAY	RVA INTERNET REIMBURSEMENT	64.99	99 E 800 358 221200 360	06/24/2019
					Totals for DeBoer, Kevin	259.96	
157946	06/24/2019	DeBroux, Latisha	0 5/19-6/18/19	RVA INTERNET REIMBURSEMENT	54.99	99 E 800 358 221200 360	06/24/2019
					Totals for DeBroux, Latisha	54.99	
157947	06/24/2019	Dischler, Paul	0 JUNE	RVA INTERNET REIMBURSEMENT	75.00	99 E 800 358 221200 360	06/24/2019
157947	06/24/2019	Dischler, Paul	0 MAY	RVA INTERNET REIMBURSEMENT	59.95	99 E 800 358 221200 360	06/24/2019
					Totals for Dischler, Paul	134.95	
157948	06/24/2019	Dodge, Dean	0 1/4-18/19	RVA INTERNET REIMBURSEMENT-PRORATED THROUGH WITHDRAWAL DAY	9.60	99 E 800 358 221200 360	06/24/2019
157948	06/24/2019	Dodge, Dean	0 10/4-11/3/18	RVA INTERNET REIMBURSEMENT	19.94	99 E 800 358 221200 360	06/24/2019
157948	06/24/2019	Dodge, Dean	0 11/4-12/3/18	RVA INTERNET REIMBURSEMENT	19.94	99 E 800 358 221200 360	06/24/2019
157948	06/24/2019	Dodge, Dean	0 12/4/18-1/3/19	RVA INTERNET REIMBURSEMENT	19.94	99 E 800 358 221200 360	06/24/2019
157948	06/24/2019	Dodge, Dean	0 9/5-10/3/18	RVA INTERNET REIMBURSEMENT-PRORATED FROM DATE OF ENROLLMENT	19.14	99 E 800 358 221200 360	06/24/2019
					Totals for Dodge, Dean	88.56	
157949	06/24/2019	Dolezal, Dawn	0 4/28-5/27/19	RVA INTERNET REIMBURSEMENT	65.99	99 E 800 358 221200 360	06/24/2019
					Totals for Dolezal, Dawn	65.99	
157950	06/24/2019	Duncan, Amanda	0 1/19-2/18/19	RVA INTERNET REIMBURSEMENT	54.99	99 E 800 358 221200 360	06/24/2019
157950	06/24/2019	Duncan, Amanda	0 12/19/18-1/18/19	RVA INTERNET REIMBURSEMENT	54.99	99 E 800 358 221200 360	06/24/2019
157950	06/24/2019	Duncan, Amanda	0 2/19-3/18/19	RVA INTERNET REIMBURSEMENT	54.99	99 E 800 358 221200 360	06/24/2019
157950	06/24/2019	Duncan, Amanda	0 3/19-4/7/19	RVA INTERNET REIMBURSEMENT	75.00	99 E 800 358 221200 360	06/24/2019
157950	06/24/2019	Duncan, Amanda	0 4/8-5/7/19	RVA INTERNET REIMBURSEMENT	75.00	99 E 800 358 221200 360	06/24/2019
157950	06/24/2019	Duncan, Amanda	0 5/8-6/7/19	RVA INTERNET REIMBURSEMENT	75.00	99 E 800 358 221200 360	06/24/2019
					Totals for Duncan, Amanda	389.97	
157951	06/24/2019	Dunn, Jeffery	0 4/4-5/3/19	RVA INTERNET REIMBURSEMENT	67.00	99 E 800 358 221200 360	06/24/2019
157951	06/24/2019	Dunn, Jeffery	0 5/4-6/3/19	RVA INTERNET REIMBURSEMENT	67.00	99 E 800 358 221200 360	06/24/2019
					Totals for Dunn, Jeffery	134.00	
157952	06/24/2019	Dunton, Amber	0 4/12-5/11/19	RVA INTERNET REIMBURSEMENT	65.99	99 E 800 358 221200 360	06/24/2019
157952	06/24/2019	Dunton, Amber	0 5/12-6/11/19	RVA INTERNET REIMBURSEMENT	65.99	99 E 800 358 221200 360	06/24/2019
					Totals for Dunton, Amber	131.98	
157953	06/24/2019	Duran, Francisco	0 4/13-5/12/19	RVA INTERNET REIMBURSEMENT	65.99	99 E 800 358 221200 360	06/24/2019
157953	06/24/2019	Duran, Francisco	0 5/13-6/12/19	RVA INTERNET REIMBURSEMENT	65.99	99 E 800 358 221200 360	06/24/2019
					Totals for Duran, Francisco	131.98	

CHECK #	CHECK DATE	VENDOR	PO INVOICE #	DESCRIPTION	CHECK AMOUNT	ACCOUNT	POST DATE
			NUMBER			NUMBER	
157954	06/24/2019	Ekstadt, Amy	0 5/22-6/21/19	RVA INTERNET REIMBURSEMENT	54.99	99 E 800 358 221200 360	06/24/2019
				Totals for Ekstadt, Amy	54.99		
157955	06/24/2019	Ellious, Lisa	0 1/10-2/9/19	RVA INTERNET REIMBURSEMENT	50.00	99 E 800 358 221200 360	06/24/2019
157955	06/24/2019	Ellious, Lisa	0 2/10-3/9/19	RVA INTERNET REIMBURSEMENT	50.00	99 E 800 358 221200 360	06/24/2019
157955	06/24/2019	Ellious, Lisa	0 3/10-4/9/19	RVA INTERNET REIMBURSEMENT	50.00	99 E 800 358 221200 360	06/24/2019
157955	06/24/2019	Ellious, Lisa	0 4/10-5/9/19	RVA INTERNET REIMBURSEMENT	50.00	99 E 800 358 221200 360	06/24/2019
				Totals for Ellious, Lisa	200.00		
157956	06/24/2019	Elliott, William	0 5/16-6/15/19	RVA INTERNET REIMBURSEMENT	44.99	99 E 800 358 221200 360	06/24/2019
				Totals for Elliott, William	44.99		
157957	06/24/2019	Entenmann, Kim	0 APRIL	RVA INTERNET REIMBURSEMENT	75.00	99 E 800 358 221200 360	06/24/2019
157957	06/24/2019	Entenmann, Kim	0 DECEMBER	RVA INTERNET REIMBURSEMENT	75.00	99 E 800 358 221200 360	06/24/2019
157957	06/24/2019	Entenmann, Kim	0 FEBRUARY	RVA INTERNET REIMBURSEMENT	75.00	99 E 800 358 221200 360	06/24/2019
157957	06/24/2019	Entenmann, Kim	0 JANUARY	RVA INTERNET REIMBURSEMENT	75.00	99 E 800 358 221200 360	06/24/2019
157957	06/24/2019	Entenmann, Kim	0 MARCH	RVA INTERNET REIMBURSEMENT	75.00	99 E 800 358 221200 360	06/24/2019
157957	06/24/2019	Entenmann, Kim	0 MAY	RVA INTERNET REIMBURSEMENT	75.00	99 E 800 358 221200 360	06/24/2019
157957	06/24/2019	Entenmann, Kim	0 NOVEMBER	RVA INTERNET REIMBURSEMENT	75.00	99 E 800 358 221200 360	06/24/2019
157957	06/24/2019	Entenmann, Kim	0 OCTOBER	RVA INTERNET REIMBURSEMENT	75.00	99 E 800 358 221200 360	06/24/2019
157957	06/24/2019	Entenmann, Kim	0 SEPTEMBER	RVA INTERNET REIMBURSEMENT	75.00	99 E 800 358 221200 360	06/24/2019
				Totals for Entenmann, Kim	675.00		
157958	06/24/2019	Erickson, Heidi	0 2/7-3/6/19	RVA INTERNET REIMBURSEMENT	65.99	99 E 800 358 221200 360	06/24/2019
157958	06/24/2019	Erickson, Heidi	0 3/7-4/6/19	RVA INTERNET REIMBURSEMENT	65.99	99 E 800 358 221200 360	06/24/2019
157958	06/24/2019	Erickson, Heidi	0 4/7-5/6/19	RVA INTERNET REIMBURSEMENT	65.99	99 E 800 358 221200 360	06/24/2019
				Totals for Erickson, Heidi	197.97		
157959	06/24/2019	Eron, Cora	0 11/3-12/2/18	RVA INTERNET REIMBURSEMENT	49.99	99 E 800 358 221200 360	06/24/2019
				Totals for Eron, Cora	49.99		
157960	06/24/2019	Ertl, Jeff	0 1/28-2/27/19	RVA INTERNET REIMBURSEMENT	35.00	99 E 800 358 221200 360	06/24/2019
157960	06/24/2019	Ertl, Jeff	0 10/28-11/27/18	RVA INTERNET REIMBURSEMENT	35.00	99 E 800 358 221200 360	06/24/2019
157960	06/24/2019	Ertl, Jeff	0 11/28-12/27/18	RVA INTERNET REIMBURSEMENT	35.00	99 E 800 358 221200 360	06/24/2019
157960	06/24/2019	Ertl, Jeff	0 2/28-3/27/19	RVA INTERNET REIMBURSEMENT	35.00	99 E 800 358 221200 360	06/24/2019
157960	06/24/2019	Ertl, Jeff	0 8/28-9/27/18	RVA INTERNET REIMBURSEMENT	35.00	99 E 800 358 221200 360	06/24/2019
157960	06/24/2019	Ertl, Jeff	0 9/28-10/27/18	RVA INTERNET REIMBURSEMENT	35.00	99 E 800 358 221200 360	06/24/2019
				Totals for Ertl, Jeff	210.00		
157961	06/24/2019	Evens, Robert	0 APRIL	RVA INTERNET REIMBURSEMENT	59.95	99 E 800 358 221200 360	06/24/2019
157961	06/24/2019	Evens, Robert	0 AUGUST	RVA INTERNET REIMBURSEMENT	59.95	99 E 800 358 221200 360	06/24/2019
157961	06/24/2019	Evens, Robert	0 DECEMBER	RVA INTERNET REIMBURSEMENT	59.95	99 E 800 358 221200 360	06/24/2019
157961	06/24/2019	Evens, Robert	0 FEBRUARY	RVA INTERNET REIMBURSEMENT	59.95	99 E 800 358 221200 360	06/24/2019
157961	06/24/2019	Evens, Robert	0 JANUARY	RVA INTERNET REIMBURSEMENT	59.95	99 E 800 358 221200 360	06/24/2019
157961	06/24/2019	Evens, Robert	0 MARCH	RVA INTERNET REIMBURSEMENT	59.95	99 E 800 358 221200 360	06/24/2019
157961	06/24/2019	Evens, Robert	0 MAY	RVA INTERNET REIMBURSEMENT	59.95	99 E 800 358 221200 360	06/24/2019

CHECK #	CHECK DATE	VENDOR	PO INVOICE #	DESCRIPTION	CHECK AMOUNT	ACCOUNT	POST DATE
			NUMBER			NUMBER	
157961	06/24/2019	Evens, Robert	0 NOVEMBER	RVA INTERNET REIMBURSEMENT	59.95	99 E 800 358 221200 360	06/24/2019
157961	06/24/2019	Evens, Robert	0 OCTOBER	RVA INTERNET REIMBURSEMENT	59.95	99 E 800 358 221200 360	06/24/2019
157961	06/24/2019	Evens, Robert	0 SEPTEMBER	RVA INTERNET REIMBURSEMENT	59.95	99 E 800 358 221200 360	06/24/2019
Totals for Evens, Robert					599.50		
157962	06/24/2019	Evers, Kevin	0 JUNE	RVA INTERNET REIMBURSEMENT	49.95	99 E 800 358 221200 360	06/24/2019
157962	06/24/2019	Evers, Kevin	0 MAY	RVA INTERNET REIMBURSEMENT	49.95	99 E 800 358 221200 360	06/24/2019
Totals for Evers, Kevin					99.90		
157963	06/24/2019	Fischer, Jason	0 4/20-5/19/19	RVA INTERNET REIMBURSEMENT	75.00	99 E 800 358 221200 360	06/24/2019
157963	06/24/2019	Fischer, Jason	0 5/20-6/19/19	RVA INTERNET REIMBURSEMENT	75.00	99 E 800 358 221200 360	06/24/2019
Totals for Fischer, Jason					150.00		
157964	06/24/2019	Fischer, Tyler	0 2/8-3/7/19	RVA INTERNET REIMBURSEMENT	65.99	99 E 800 358 221200 360	06/24/2019
157964	06/24/2019	Fischer, Tyler	0 3/8-4/7/19	RVA INTERNET REIMBURSEMENT	65.99	99 E 800 358 221200 360	06/24/2019
157964	06/24/2019	Fischer, Tyler	0 5/8-6/7/19	RVA INTERNET REIMBURSEMENT	65.99	99 E 800 358 221200 360	06/24/2019
Totals for Fischer, Tyler					197.97		
157965	06/24/2019	Forst, Jason	0 3/28-4/18/19	RVA INTERNET REIMBURSEMENT-PRORATED FROM DATE OF ENROLLMENT	42.68	99 E 800 358 221200 360	06/24/2019
157965	06/24/2019	Forst, Jason	0 4/19-5/18/19	RVA INTERNET REIMBURSEMENT	59.99	99 E 800 358 221200 360	06/24/2019
157965	06/24/2019	Forst, Jason	0 5/19-6/18/19	RVA INTERNET REIMBURSEMENT	45.99	99 E 800 358 221200 360	06/24/2019
Totals for Forst, Jason					148.66		
157966	06/24/2019	Frischmann, Sara	0 1/10-2/9/19	RVA INTERNET REIMBURSEMENT	60.20	99 E 800 358 221200 360	06/24/2019
157966	06/24/2019	Frischmann, Sara	0 10/10-11/9/18	RVA INTERNET REIMBURSEMENT	59.20	99 E 800 358 221200 360	06/24/2019
157966	06/24/2019	Frischmann, Sara	0 11/10-12/9/18	RVA INTERNET REIMBURSEMENT	59.20	99 E 800 358 221200 360	06/24/2019
157966	06/24/2019	Frischmann, Sara	0 12/10/18-1/9/19	RVA INTERNET REIMBURSEMENT	59.20	99 E 800 358 221200 360	06/24/2019
157966	06/24/2019	Frischmann, Sara	0 2/10-3/9/19	RVA INTERNET REIMBURSEMENT	60.20	99 E 800 358 221200 360	06/24/2019
157966	06/24/2019	Frischmann, Sara	0 3/10-4/9/19	RVA INTERNET REIMBURSEMENT	60.20	99 E 800 358 221200 360	06/24/2019
157966	06/24/2019	Frischmann, Sara	0 4/10-5/9/19	RVA INTERNET REIMBURSEMENT	60.20	99 E 800 358 221200 360	06/24/2019
157966	06/24/2019	Frischmann, Sara	0 5/10-6/9/19	RVA INTERNET REIMBURSEMENT	60.20	99 E 800 358 221200 360	06/24/2019
157966	06/24/2019	Frischmann, Sara	0 8/10-9/9/18	RVA INTERNET REIMBURSEMENT	59.20	99 E 800 358 221200 360	06/24/2019
157966	06/24/2019	Frischmann, Sara	0 9/10-10/9/18	RVA INTERNET REIMBURSEMENT	59.20	99 E 800 358 221200 360	06/24/2019
Totals for Frischmann, Sara					597.00		
157967	06/24/2019	Funk, Sarah	0 2/8-3/7/19	RVA INTERNET REIMBURSEMENT	70.99	99 E 800 358 221200 360	06/24/2019
157967	06/24/2019	Funk, Sarah	0 3/8-4/7/19	RVA INTERNET REIMBURSEMENT	70.99	99 E 800 358 221200 360	06/24/2019
157967	06/24/2019	Funk, Sarah	0 4/8-5/7/19	RVA INTERNET REIMBURSEMENT	70.99	99 E 800 358 221200 360	06/24/2019
157967	06/24/2019	Funk, Sarah	0 5/8-6/7/19	RVA INTERNET REIMBURSEMENT	70.99	99 E 800 358 221200 360	06/24/2019
Totals for Funk, Sarah					283.96		
157968	06/24/2019	Gebczyk, Robert	0 10/17-31/18	RVA INTERNET REIMBURSEMENT-PRORATED FROM DATE OF ENROLLMENT	33.90	99 E 800 358 221200 360	06/24/2019

CHECK #	CHECK DATE	VENDOR	PO INVOICE #	DESCRIPTION	CHECK AMOUNT	ACCOUNT	POST DATE
			NUMBER			NUMBER	
157968	06/24/2019	Gebczyk, Robert	0 APRIL	RVA INTERNET REIMBURSEMENT	70.99	99 E 800 358 221200 360	06/24/2019
157968	06/24/2019	Gebczyk, Robert	0 DECEMBER	RVA INTERNET REIMBURSEMENT	70.99	99 E 800 358 221200 360	06/24/2019
157968	06/24/2019	Gebczyk, Robert	0 FEBRUARY	RVA INTERNET REIMBURSEMENT	70.99	99 E 800 358 221200 360	06/24/2019
157968	06/24/2019	Gebczyk, Robert	0 JANUARY	RVA INTERNET REIMBURSEMENT	70.99	99 E 800 358 221200 360	06/24/2019
157968	06/24/2019	Gebczyk, Robert	0 MARCH	RVA INTERNET REIMBURSEMENT	70.99	99 E 800 358 221200 360	06/24/2019
157968	06/24/2019	Gebczyk, Robert	0 MAY	RVA INTERNET REIMBURSEMENT	70.99	99 E 800 358 221200 360	06/24/2019
157968	06/24/2019	Gebczyk, Robert	0 NOVEMBER	RVA INTERNET REIMBURSEMENT	69.99	99 E 800 358 221200 360	06/24/2019
				Totals for Gebczyk, Robert	529.83		
157969	06/24/2019	Georgeson, Luke	0 JUNE	RVA INTERNET REIMBURSEMENT	54.95	99 E 800 358 221200 360	06/24/2019
				Totals for Georgeson, Luke	54.95		
157970	06/24/2019	Gerum, Diane	0 4/10-5/9/19	RVA INTERNET REIMBURSEMENT	45.25	99 E 800 358 221200 360	06/24/2019
157970	06/24/2019	Gerum, Diane	0 5/10-31/19	RVA INTERNET REIMBURSEMENT-PRORATED THROUGH GRADUATION	32.12	99 E 800 358 221200 360	06/24/2019
				Totals for Gerum, Diane	77.37		
157971	06/24/2019	Gilbert, Grayson	0 4/3-5/2/19	RVA INTERNET REIMBURSEMENT	65.99	99 E 800 358 221200 360	06/24/2019
157971	06/24/2019	Gilbert, Grayson	0 5/3-6/2/19	RVA INTERNET REIMBURSEMENT	65.99	99 E 800 358 221200 360	06/24/2019
				Totals for Gilbert, Grayson	131.98		
157972	06/24/2019	Gilmour, Joshua	0 5/5-6/4/19	RVA INTERNET REIMBURSEMENT	65.99	99 E 800 358 221200 360	06/24/2019
				Totals for Gilmour, Joshua	65.99		
157973	06/24/2019	Gnewikow, Sarah	0 1/12-2/11/19	RVA INTERNET REIMBURSEMENT	45.00	99 E 800 358 221200 360	06/24/2019
157973	06/24/2019	Gnewikow, Sarah	0 10/12-11/11/18	RVA INTERNET REIMBURSEMENT	45.00	99 E 800 358 221200 360	06/24/2019
157973	06/24/2019	Gnewikow, Sarah	0 11/12-12/11/18	RVA INTERNET REIMBURSEMENT	45.00	99 E 800 358 221200 360	06/24/2019
157973	06/24/2019	Gnewikow, Sarah	0 12/12/18-1/11/19	RVA INTERNET REIMBURSEMENT	45.00	99 E 800 358 221200 360	06/24/2019
157973	06/24/2019	Gnewikow, Sarah	0 2/12-3/11/19	RVA INTERNET REIMBURSEMENT	45.00	99 E 800 358 221200 360	06/24/2019
157973	06/24/2019	Gnewikow, Sarah	0 3/12-4/11/19	RVA INTERNET REIMBURSEMENT	45.00	99 E 800 358 221200 360	06/24/2019
157973	06/24/2019	Gnewikow, Sarah	0 4/12-5/11/19	RVA INTERNET REIMBURSEMENT	45.00	99 E 800 358 221200 360	06/24/2019
157973	06/24/2019	Gnewikow, Sarah	0 5/12-6/11/19	RVA INTERNET REIMBURSEMENT	45.00	99 E 800 358 221200 360	06/24/2019
157973	06/24/2019	Gnewikow, Sarah	0 7/12-8/11/18	RVA INTERNET REIMBURSEMENT	45.00	99 E 800 358 221200 360	06/24/2019
157973	06/24/2019	Gnewikow, Sarah	0 8/12-9/11/18	RVA INTERNET REIMBURSEMENT	45.00	99 E 800 358 221200 360	06/24/2019
157973	06/24/2019	Gnewikow, Sarah	0 9/12-10/11/18	RVA INTERNET REIMBURSEMENT	45.00	99 E 800 358 221200 360	06/24/2019
				Totals for Gnewikow, Sarah	495.00		
157974	06/24/2019	Goehe, Andrew	0 1/21-2/12/19	RVA INTERNET REIMBURSEMENT-PRORATED FROM DATE OF ENROLLMENT	37.03	99 E 800 358 221200 360	06/24/2019
157974	06/24/2019	Goehe, Andrew	0 2/13-3/12/19	RVA INTERNET REIMBURSEMENT	49.99	99 E 800 358 221200 360	06/24/2019
157974	06/24/2019	Goehe, Andrew	0 3/13-4/12/19	RVA INTERNET REIMBURSEMENT	49.99	99 E 800 358 221200 360	06/24/2019
157974	06/24/2019	Goehe, Andrew	0 4/13-5/12/19	RVA INTERNET REIMBURSEMENT	49.99	99 E 800 358 221200 360	06/24/2019
157974	06/24/2019	Goehe, Andrew	0 5/13-6/12/19	RVA INTERNET REIMBURSEMENT	49.99	99 E 800 358 221200 360	06/24/2019

CHECK #	CHECK DATE	VENDOR	PO INVOICE #	DESCRIPTION	CHECK AMOUNT	ACCOUNT	POST DATE
			NUMBER			NUMBER	
Totals for Goehe, Andrew					236.99		
157975	06/24/2019	Goeldner, Andrea	0 APRIL	RVA INTERNET REIMBURSEMENT	49.99	99 E 800 358 221200 360	06/24/2019
157975	06/24/2019	Goeldner, Andrea	0 AUGUST	RVA INTERNET REIMBURSEMENT	49.99	99 E 800 358 221200 360	06/24/2019
157975	06/24/2019	Goeldner, Andrea	0 DECEMBER	RVA INTERNET REIMBURSEMENT	49.99	99 E 800 358 221200 360	06/24/2019
157975	06/24/2019	Goeldner, Andrea	0 FEBRUARY	RVA INTERNET REIMBURSEMENT	49.99	99 E 800 358 221200 360	06/24/2019
157975	06/24/2019	Goeldner, Andrea	0 JANUARY	RVA INTERNET REIMBURSEMENT	49.99	99 E 800 358 221200 360	06/24/2019
157975	06/24/2019	Goeldner, Andrea	0 JULY	RVA INTERNET REIMBURSEMENT	49.99	99 E 800 358 221200 360	06/24/2019
157975	06/24/2019	Goeldner, Andrea	0 JUNE	RVA INTERNET REIMBURSEMENT	49.99	99 E 800 358 221200 360	06/24/2019
157975	06/24/2019	Goeldner, Andrea	0 MARCH	RVA INTERNET REIMBURSEMENT	49.99	99 E 800 358 221200 360	06/24/2019
157975	06/24/2019	Goeldner, Andrea	0 MAY	RVA INTERNET REIMBURSEMENT	49.99	99 E 800 358 221200 360	06/24/2019
157975	06/24/2019	Goeldner, Andrea	0 NOVEMBER	RVA INTERNET REIMBURSEMENT	49.99	99 E 800 358 221200 360	06/24/2019
157975	06/24/2019	Goeldner, Andrea	0 OCTOBER	RVA INTERNET REIMBURSEMENT	49.99	99 E 800 358 221200 360	06/24/2019
157975	06/24/2019	Goeldner, Andrea	0 SEPTEMBER	RVA INTERNET REIMBURSEMENT	49.99	99 E 800 358 221200 360	06/24/2019
Totals for Goeldner, Andrea					599.88		
157976	06/24/2019	Gripentrog, Nicole	0 1/21-1/31/19	RVA INTERNET REIMBURSEMENT-PRORATED FROM DATE OF ENROLLMENT	26.62	99 E 800 358 221200 360	06/24/2019
157976	06/24/2019	Gripentrog, Nicole	0 APRIL	RVA INTERNET REIMBURSEMENT	75.00	99 E 800 358 221200 360	06/24/2019
157976	06/24/2019	Gripentrog, Nicole	0 FEBRUARY	RVA INTERNET REIMBURSEMENT	75.00	99 E 800 358 221200 360	06/24/2019
157976	06/24/2019	Gripentrog, Nicole	0 MARCH	RVA INTERNET REIMBURSEMENT	75.00	99 E 800 358 221200 360	06/24/2019
157976	06/24/2019	Gripentrog, Nicole	0 MAY	RVA INTERNET REIMBURSEMENT	75.00	99 E 800 358 221200 360	06/24/2019
Totals for Gripentrog, Nicole					326.62		
157977	06/24/2019	Gross, Erin	0 APRIL	RVA INTERNET REIMBURSEMENT	59.95	99 E 800 358 221200 360	06/24/2019
157977	06/24/2019	Gross, Erin	0 MAY	RVA INTERNET REIMBURSEMENT	59.95	99 E 800 358 221200 360	06/24/2019
Totals for Gross, Erin					119.90		
157978	06/24/2019	Gunderson, Paul	0 4/24-5/23/19	RVA INTERNET REIMBURSEMENT	35.00	99 E 800 358 221200 360	06/24/2019
157978	06/24/2019	Gunderson, Paul	0 5/24-6/23/19	RVA INTERNET REIMBURSEMENT	35.00	99 E 800 358 221200 360	06/24/2019
Totals for Gunderson, Paul					70.00		
157979	06/24/2019	Guthery, Rebekah	0 1/11-2/10/19	RVA INTERNET REIMBURSEMENT	50.00	99 E 800 358 221200 360	06/24/2019
157979	06/24/2019	Guthery, Rebekah	0 10/11-11/10/19	RVA INTERNET REIMBURSEMENT	50.00	99 E 800 358 221200 360	06/24/2019
157979	06/24/2019	Guthery, Rebekah	0 11/11-12/10/18	RVA INTERNET REIMBURSEMENT	50.00	99 E 800 358 221200 360	06/24/2019
157979	06/24/2019	Guthery, Rebekah	0 12/11/18-1/10/19	RVA INTERNET REIMBURSEMENT	50.00	99 E 800 358 221200 360	06/24/2019
157979	06/24/2019	Guthery, Rebekah	0 2/11-3/10/19	RVA INTERNET REIMBURSEMENT	50.00	99 E 800 358 221200 360	06/24/2019
157979	06/24/2019	Guthery, Rebekah	0 3/11-4/10/19	RVA INTERNET REIMBURSEMENT	50.00	99 E 800 358 221200 360	06/24/2019
157979	06/24/2019	Guthery, Rebekah	0 4/11-5/10/19	RVA INTERNET REIMBURSEMENT	50.00	99 E 800 358 221200 360	06/24/2019
157979	06/24/2019	Guthery, Rebekah	0 9/11-10/10/18	RVA INTERNET REIMBURSEMENT	50.00	99 E 800 358 221200 360	06/24/2019
Totals for Guthery, Rebekah					400.00		
157980	06/24/2019	Guzman, Matthew	0 MAY	RVA INTERNET REIMBURSEMENT	47.69	99 E 800 358 221200 360	06/24/2019
Totals for Guzman, Matthew					47.69		

CHECK #	CHECK DATE	VENDOR	PO INVOICE #	DESCRIPTION	CHECK AMOUNT	ACCOUNT	POST DATE
			NUMBER			NUMBER	
157981	06/24/2019	Habedank, Amy	0 1/27-2/26/19	RVA INTERNET REIMBURSEMENT	66.45	99 E 800 358 221200 360	06/24/2019
157981	06/24/2019	Habedank, Amy	0 2/27-3/26/19	RVA INTERNET REIMBURSEMENT	66.45	99 E 800 358 221200 360	06/24/2019
157981	06/24/2019	Habedank, Amy	0 3/27-4/26/19	RVA INTERNET REIMBURSEMENT	66.45	99 E 800 358 221200 360	06/24/2019
157981	06/24/2019	Habedank, Amy	0 4/27-5/26/19	RVA INTERNET REIMBURSEMENT	66.45	99 E 800 358 221200 360	06/24/2019
157981	06/24/2019	Habedank, Amy	0 6/27-7/26/18	RVA INTERNET REIMBURSEMENT	57.72	99 E 800 358 221200 360	06/24/2019
157981	06/24/2019	Habedank, Amy	0 7/27-8/26/18	RVA INTERNET REIMBURSEMENT	66.45	99 E 800 358 221200 360	06/24/2019
				Totals for Habedank, Amy	389.97		
157982	06/24/2019	Halvorsen, Robert	0 MAY	RVA INTERNET REIMBURSEMENT	64.99	99 E 800 358 221200 360	06/24/2019
				Totals for Halvorsen, Robert	64.99		
157983	06/24/2019	Hanson, Matt	0 JUNE	RVA INTERNET REIMBURSEMENT	55.25	99 E 800 358 221200 360	06/24/2019
				Totals for Hanson, Matt	55.25		
157984	06/24/2019	Hayward, Lynnette	0 4/30-5/29/19	RVA INTERNET REIMBURSEMENT	69.99	99 E 800 358 221200 360	06/24/2019
				Totals for Hayward, Lynnette	69.99		
157985	06/24/2019	Henderson, Devin	0 1/24-2/23/19	RVA INTERNET REIMBURSEMENT	70.99	99 E 800 358 221200 360	06/24/2019
157985	06/24/2019	Henderson, Devin	0 10/24-11/23/18	RVA INTERNET REIMBURSEMENT	69.99	99 E 800 358 221200 360	06/24/2019
157985	06/24/2019	Henderson, Devin	0 11/24-12/23/18	RVA INTERNET REIMBURSEMENT	70.99	99 E 800 358 221200 360	06/24/2019
157985	06/24/2019	Henderson, Devin	0 12/24/18-1/23/19	RVA INTERNET REIMBURSEMENT	70.99	99 E 800 358 221200 360	06/24/2019
157985	06/24/2019	Henderson, Devin	0 2/24-3/23/19	RVA INTERNET REIMBURSEMENT	70.99	99 E 800 358 221200 360	06/24/2019
157985	06/24/2019	Henderson, Devin	0 3/24-4/23/19	RVA INTERNET REIMBURSEMENT	70.99	99 E 800 358 221200 360	06/24/2019
157985	06/24/2019	Henderson, Devin	0 4/24-5/23/19	RVA INTERNET REIMBURSEMENT	70.99	99 E 800 358 221200 360	06/24/2019
157985	06/24/2019	Henderson, Devin	0 5/24-6/23/19	RVA INTERNET REIMBURSEMENT	70.99	99 E 800 358 221200 360	06/24/2019
157985	06/24/2019	Henderson, Devin	0 8/17-23/18	RVA INTERNET REIMBURSEMENT-PRORATED FROM DATE OF ENROLLMENT	15.82	99 E 800 358 221200 360	06/24/2019
157985	06/24/2019	Henderson, Devin	0 8/24-9/23/18	RVA INTERNET REIMBURSEMENT	69.99	99 E 800 358 221200 360	06/24/2019
157985	06/24/2019	Henderson, Devin	0 9/24-10/23/18	RVA INTERNET REIMBURSEMENT	69.99	99 E 800 358 221200 360	06/24/2019
				Totals for Henderson, Devin	722.72		
157986	06/24/2019	Henney, Michael	0 3/4-31/19	RVA INTERNET REIMBURSEMENT-PRORATED FROM DATE OF ENROLLMENT	64.12	99 E 800 358 221200 360	06/24/2019
157986	06/24/2019	Henney, Michael	0 APRIL	RVA INTERNET REIMBURSEMENT	70.99	99 E 800 358 221200 360	06/24/2019
157986	06/24/2019	Henney, Michael	0 MAY	RVA INTERNET REIMBURSEMENT	70.99	99 E 800 358 221200 360	06/24/2019
				Totals for Henney, Michael	206.10		
157987	06/24/2019	Henry, Matthew	0 4/21-5/20/19	RVA INTERNET REIMBURSEMENT	44.99	99 E 800 358 221200 360	06/24/2019
				Totals for Henry, Matthew	44.99		
157988	06/24/2019	Hoffman, Cindy	0 3/28-4/27/19	RVA INTERNET REIMBURSEMENT	75.00	99 E 800 358 221200 360	06/24/2019
				Totals for Hoffman, Cindy	75.00		
157989	06/24/2019	Hollatz, Matthew	0 2/21-3/20/19	RVA INTERNET REIMBURSEMENT	70.99	99 E 800 358 221200 360	06/24/2019
157989	06/24/2019	Hollatz, Matthew	0 3/21-4/20/19	RVA INTERNET REIMBURSEMENT	70.99	99 E 800 358 221200 360	06/24/2019

CHECK #	CHECK DATE	VENDOR	PO INVOICE #	DESCRIPTION	CHECK AMOUNT	ACCOUNT	POST DATE
			NUMBER			NUMBER	
157989	06/24/2019	Hollatz, Matthew	0 4/21-5/20/19	RVA INTERNET REIMBURSEMENT	70.99	99 E 800 358 221200 360	06/24/2019
157989	06/24/2019	Hollatz, Matthew	0 5/21-6/20/19	RVA INTERNET REIMBURSEMENT	70.99	99 E 800 358 221200 360	06/24/2019
Totals for Hollatz, Matthew					283.96		
157990	06/24/2019	Howard, Christine	0 1/2-2/1/19	RVA INTERNET REIMBURSEMENT	70.99	99 E 800 358 221200 360	06/24/2019
157990	06/24/2019	Howard, Christine	0 12/2/18-1/1/19	RVA INTERNET REIMBURSEMENT	70.99	99 E 800 358 221200 360	06/24/2019
157990	06/24/2019	Howard, Christine	0 2/2-3/1/19	RVA INTERNET REIMBURSEMENT	70.99	99 E 800 358 221200 360	06/24/2019
157990	06/24/2019	Howard, Christine	0 3/2-4/1/19	RVA INTERNET REIMBURSEMENT	70.99	99 E 800 358 221200 360	06/24/2019
157990	06/24/2019	Howard, Christine	0 4/2-5/1/19	RVA INTERNET REIMBURSEMENT	70.99	99 E 800 358 221200 360	06/24/2019
157990	06/24/2019	Howard, Christine	0 5/2-6/1/19	RVA INTERNET REIMBURSEMENT	70.99	99 E 800 358 221200 360	06/24/2019
Totals for Howard, Christine					425.94		
157991	06/24/2019	Hurlbut, Keith	0 APRIL	RVA INTERNET REIMBURSEMENT	59.95	99 E 800 358 221200 360	06/24/2019
157991	06/24/2019	Hurlbut, Keith	0 MAY	RVA INTERNET REIMBURSEMENT	59.95	99 E 800 358 221200 360	06/24/2019
Totals for Hurlbut, Keith					119.90		
157992	06/24/2019	Jankee, Lyle	0 APRIL	RVA INTERNET REIMBURSEMENT	75.00	99 E 800 358 221200 360	06/24/2019
157992	06/24/2019	Jankee, Lyle	0 MARCH	RVA INTERNET REIMBURSEMENT	75.00	99 E 800 358 221200 360	06/24/2019
157992	06/24/2019	Jankee, Lyle	0 MAY	RVA INTERNET REIMBURSEMENT	75.00	99 E 800 358 221200 360	06/24/2019
Totals for Jankee, Lyle					225.00		
157993	06/24/2019	Johnston, Andrew	0 5/5-6/4/19	RVA INTERNET REIMBURSEMENT	75.00	99 E 800 358 221200 360	06/24/2019
Totals for Johnston, Andrew					75.00		
157994	06/24/2019	Jordan, Jessica	0 3/5-31/19	RVA INTERNET REIMBURSEMENT	43.50	99 E 800 358 221200 360	06/24/2019
157994	06/24/2019	Jordan, Jessica	0 APRIL	RVA INTERNET REIMBURSEMENT	49.95	99 E 800 358 221200 360	06/24/2019
157994	06/24/2019	Jordan, Jessica	0 JUNE	RVA INTERNET REIMBURSEMENT	49.95	99 E 800 358 221200 360	06/24/2019
157994	06/24/2019	Jordan, Jessica	0 MAY	RVA INTERNET REIMBURSEMENT	49.95	99 E 800 358 221200 360	06/24/2019
Totals for Jordan, Jessica					193.35		
157995	06/24/2019	Kaczmarowski, Carrie	0 4/22-5/21/19	RVA INTERNET REIMBURSEMENT	75.00	99 E 800 358 221200 360	06/24/2019
Totals for Kaczmarowski, Carrie					75.00		
157996	06/24/2019	Kalkofen, Richard	0 2/5-3/4/19	RVA INTERNET REIMBURSEMENT	34.99	99 E 800 358 221200 360	06/24/2019
157996	06/24/2019	Kalkofen, Richard	0 3/5-4/4/19	RVA INTERNET REIMBURSEMENT	70.99	99 E 800 358 221200 360	06/24/2019
157996	06/24/2019	Kalkofen, Richard	0 4/5-5/4/19	RVA INTERNET REIMBURSEMENT	70.99	99 E 800 358 221200 360	06/24/2019
157996	06/24/2019	Kalkofen, Richard	0 5/5-6/4/19	RVA INTERNET REIMBURSEMENT	70.99	99 E 800 358 221200 360	06/24/2019
Totals for Kalkofen, Richard					247.96		
157997	06/24/2019	Keen, Michael JR	0 5/7-6/6/19	RVA INTERNET REIMBURSEMENT	44.99	99 E 800 358 221200 360	06/24/2019
Totals for Keen, Michael JR					44.99		
157998	06/24/2019	Kennedy, Joshua	0 5/8-6/7/19	RVA INTERNET REIMBURSEMENT	65.99	99 E 800 358 221200 360	06/24/2019
Totals for Kennedy, Joshua					65.99		
157999	06/24/2019	King, Heidi	0 4/25-5/24/19	RVA INTERNET REIMBURSEMENT	65.99	99 E 800 358 221200 360	06/24/2019
157999	06/24/2019	King, Heidi	0 5/25-6/24/19	RVA INTERNET REIMBURSEMENT	65.99	99 E 800 358 221200 360	06/24/2019
Totals for King, Heidi					131.98		
158000	06/24/2019	Kissling, Josh	0 4/23-5/22/19	RVA INTERNET REIMBURSEMENT	44.99	99 E 800 358 221200 360	06/24/2019

CHECK #	CHECK DATE	VENDOR	PO INVOICE #	DESCRIPTION	CHECK AMOUNT	ACCOUNT	POST DATE
			NUMBER			NUMBER	
158000	06/24/2019	Kissling, Josh	0 5/23-6/22/19	RVA INTERNET REIMBURSEMENT	39.99	99 E 800 358 221200 360	06/24/2019
				Totals for Kissling, Josh	84.98		
158001	06/24/2019	Kitelinger, Lisa	0 1/20-2/19/19	RVA INTERNET REIMBURSEMENT	14.99	99 E 800 358 221200 360	06/24/2019
158001	06/24/2019	Kitelinger, Lisa	0 12/24/18-1/23/19	RVA INTERNET REIMBURSEMENT	46.66	99 E 800 358 221200 360	06/24/2019
158001	06/24/2019	Kitelinger, Lisa	0 2/20-3/19/19	RVA INTERNET REIMBURSEMENT	14.99	99 E 800 358 221200 360	06/24/2019
158001	06/24/2019	Kitelinger, Lisa	0 3/20-4/19/19	RVA INTERNET REIMBURSEMENT	14.99	99 E 800 358 221200 360	06/24/2019
158001	06/24/2019	Kitelinger, Lisa	0 4/20-5/19/19	RVA INTERNET REIMBURSEMENT	14.99	99 E 800 358 221200 360	06/24/2019
158001	06/24/2019	Kitelinger, Lisa	0 5/20-6/19/19	RVA INTERNET REIMBURSEMENT	14.99	99 E 800 358 221200 360	06/24/2019
				Totals for Kitelinger, Lisa	121.61		
158002	06/24/2019	Kleinschmidt, Dale	0 4/27-5/26/19	RVA INTERNET REIMBURSEMENT	70.99	99 E 800 358 221200 360	06/24/2019
158002	06/24/2019	Kleinschmidt, Dale	0 5/27-6/26/19	RVA INTERNET REIMBURSEMENT	70.99	99 E 800 358 221200 360	06/24/2019
				Totals for Kleinschmidt, Dale	141.98		
158003	06/24/2019	Koenig, Timothy	0 11/18-12/17/18	RVA INTERNET REIMBURSEMENT	65.99	99 E 800 358 221200 360	06/24/2019
158003	06/24/2019	Koenig, Timothy	0 4/18-5/17/19	RVA INTERNET REIMBURSEMENT	65.99	99 E 800 358 221200 360	06/24/2019
158003	06/24/2019	Koenig, Timothy	0 5/18-6/17/19	RVA INTERNET REIMBURSEMENT	65.99	99 E 800 358 221200 360	06/24/2019
158003	06/24/2019	Koenig, Timothy	0 8/18-9/17/18	RVA INTERNET REIMBURSEMENT	64.99	99 E 800 358 221200 360	06/24/2019
				Totals for Koenig, Timothy	262.96		
158004	06/24/2019	Koopman, Jessica	0 1/18-2/17/19	RVA INTERNET REIMBURSEMENT	34.99	99 E 800 358 221200 360	06/24/2019
158004	06/24/2019	Koopman, Jessica	0 10/18-11/17/18	RVA INTERNET REIMBURSEMENT	34.99	99 E 800 358 221200 360	06/24/2019
158004	06/24/2019	Koopman, Jessica	0 11/18-12/17/18	RVA INTERNET REIMBURSEMENT	34.99	99 E 800 358 221200 360	06/24/2019
158004	06/24/2019	Koopman, Jessica	0 12/18/18-1/17/19	RVA INTERNET REIMBURSEMENT	34.99	99 E 800 358 221200 360	06/24/2019
158004	06/24/2019	Koopman, Jessica	0 2/18-3/17/19	RVA INTERNET REIMBURSEMENT	34.99	99 E 800 358 221200 360	06/24/2019
158004	06/24/2019	Koopman, Jessica	0 3/18-4/17/19	RVA INTERNET REIMBURSEMENT	34.99	99 E 800 358 221200 360	06/24/2019
158004	06/24/2019	Koopman, Jessica	0 4/18-5/17/19	RVA INTERNET REIMBURSEMENT	64.99	99 E 800 358 221200 360	06/24/2019
158004	06/24/2019	Koopman, Jessica	0 5/18-6/17/19	RVA INTERNET REIMBURSEMENT	64.99	99 E 800 358 221200 360	06/24/2019
158004	06/24/2019	Koopman, Jessica	0 9/18-10/17/18	RVA INTERNET REIMBURSEMENT	34.99	99 E 800 358 221200 360	06/24/2019
				Totals for Koopman, Jessica	374.91		
158005	06/24/2019	Kopp, Steve	0 10/4-11/3/18	RVA INTERNET REIMBURSEMENT	64.99	99 E 800 358 221200 360	06/24/2019
158005	06/24/2019	Kopp, Steve	0 5/4-6/3/19	RVA INTERNET REIMBURSEMENT	64.99	99 E 800 358 221200 360	06/24/2019
158005	06/24/2019	Kopp, Steve	0 9/4-10/3/18	RVA INTERNET REIMBURSEMENT	64.99	99 E 800 358 221200 360	06/24/2019
				Totals for Kopp, Steve	194.97		
158006	06/24/2019	Krajewski, Dan	0 APRIL	RVA INTERNET REIMBURSEMENT	64.99	99 E 800 358 221200 360	06/24/2019
158006	06/24/2019	Krajewski, Dan	0 AUGUST	RVA INTERNET REIMBURSEMENT	64.99	99 E 800 358 221200 360	06/24/2019
158006	06/24/2019	Krajewski, Dan	0 DECEMBER	RVA INTERNET REIMBURSEMENT	64.99	99 E 800 358 221200 360	06/24/2019
158006	06/24/2019	Krajewski, Dan	0 FEBRUARY	RVA INTERNET REIMBURSEMENT	64.99	99 E 800 358 221200 360	06/24/2019
158006	06/24/2019	Krajewski, Dan	0 JANUARY	RVA INTERNET REIMBURSEMENT	64.99	99 E 800 358 221200 360	06/24/2019
158006	06/24/2019	Krajewski, Dan	0 JULY	RVA INTERNET REIMBURSEMENT	64.99	99 E 800 358 221200 360	06/24/2019
158006	06/24/2019	Krajewski, Dan	0 MARCH	RVA INTERNET REIMBURSEMENT	64.99	99 E 800 358 221200 360	06/24/2019
158006	06/24/2019	Krajewski, Dan	0 MAY	RVA INTERNET REIMBURSEMENT	66.16	99 E 800 358 221200 360	06/24/2019

CHECK #	CHECK DATE	VENDOR	PO INVOICE #	DESCRIPTION	CHECK AMOUNT	ACCOUNT	POST DATE
			NUMBER			NUMBER	
158006	06/24/2019	Krajewski, Dan	0 NOVEMBER	RVA INTERNET REIMBURSEMENT	64.99	99 E 800 358 221200 360	06/24/2019
158006	06/24/2019	Krajewski, Dan	0 OCTOBER	RVA INTERNET REIMBURSEMENT	64.99	99 E 800 358 221200 360	06/24/2019
158006	06/24/2019	Krajewski, Dan	0 SEPTEMBER	RVA INTERNET REIMBURSEMENT	64.99	99 E 800 358 221200 360	06/24/2019
				Totals for Krajewski, Dan	716.06		
158007	06/24/2019	Kroening, Josh	0 5/7-6/6/19	RVA INTERNET REIMBURSEMENT	65.99	99 E 800 358 221200 360	06/24/2019
				Totals for Kroening, Josh	65.99		
158008	06/24/2019	Krokosz, Sue	0 5/4-6/3/19	RVA INTERNET REIMBURSEMENT	69.99	99 E 800 358 221200 360	06/24/2019
				Totals for Krokosz, Sue	69.99		
158009	06/24/2019	Krueger, Kristofor	0 5/10-6/9/19	RVA INTERNET REIMBURSEMENT	60.25	99 E 800 358 221200 360	06/24/2019
				Totals for Krueger, Kristofor	60.25		
158011	06/24/2019	Krueger, Tim	0 1/27-2/26/19	RVA INTERNET REIMBURSEMENT	40.00	99 E 800 358 221200 360	06/24/2019
158011	06/24/2019	Krueger, Tim	0 10/27-11/26/18	RVA INTERNET REIMBURSEMENT	40.00	99 E 800 358 221200 360	06/24/2019
158011	06/24/2019	Krueger, Tim	0 11/27-12/26/18	RVA INTERNET REIMBURSEMENT	40.00	99 E 800 358 221200 360	06/24/2019
158011	06/24/2019	Krueger, Tim	0 12/27/18-1/26/19	RVA INTERNET REIMBURSEMENT	40.00	99 E 800 358 221200 360	06/24/2019
158011	06/24/2019	Krueger, Tim	0 2/27-3/26/19	RVA INTERNET REIMBURSEMENT	40.00	99 E 800 358 221200 360	06/24/2019
158011	06/24/2019	Krueger, Tim	0 3/27-4/26/19	RVA INTERNET REIMBURSEMENT	40.00	99 E 800 358 221200 360	06/24/2019
158011	06/24/2019	Krueger, Tim	0 4/27-5/26/19	RVA INTERNET REIMBURSEMENT	40.00	99 E 800 358 221200 360	06/24/2019
158011	06/24/2019	Krueger, Tim	0 5/27-6/26/19	RVA INTERNET REIMBURSEMENT	40.00	99 E 800 358 221200 360	06/24/2019
158011	06/24/2019	Krueger, Tim	0 7/1-26/18	RVA INTERNET REIMBURSEMENT-PRORATED FROM BEGINNING OF DISTRICT'S FISCAL YEAR	34.58	99 E 800 358 221200 360	06/24/2019
158011	06/24/2019	Krueger, Tim	0 7/27-8/26/18	RVA INTERNET REIMBURSEMENT	40.00	99 E 800 358 221200 360	06/24/2019
158011	06/24/2019	Krueger, Tim	0 8/27-9/26/18	RVA INTERNET REIMBURSEMENT	40.00	99 E 800 358 221200 360	06/24/2019
158011	06/24/2019	Krueger, Tim	0 9/27-10/26/18	RVA INTERNET REIMBURSEMENT	40.00	99 E 800 358 221200 360	06/24/2019
				Totals for Krueger, Tim	474.58		
158012	06/24/2019	Kuhn, Joel	0 5/11-6/10/19	RVA INTERNET REIMBURSEMENT	45.00	99 E 800 358 221200 360	06/24/2019
				Totals for Kuhn, Joel	45.00		
158013	06/24/2019	Kumm, Ryan	0 4/28-5/27/19	RVA INTERNET REIMBURSEMENT	75.00	99 E 800 358 221200 360	06/24/2019
				Totals for Kumm, Ryan	75.00		
158014	06/24/2019	LaFaive, Erin	0 11/5-23/18	RVA INTERNET REIMBURSEMENT-PRORATED FROM DATE OF ENROLLMENT	39.90	99 E 800 358 221200 360	06/24/2019
158014	06/24/2019	LaFaive, Erin	0 4/24-5/23/19	RVA INTERNET REIMBURSEMENT	65.99	99 E 800 358 221200 360	06/24/2019
				Totals for LaFaive, Erin	105.89		
158015	06/24/2019	Langjahr, Kay	0 5/9-6/8/19	RVA INTERNET REIMBURSEMENT	59.99	99 E 800 358 221200 360	06/24/2019
				Totals for Langjahr, Kay	59.99		
158016	06/24/2019	Larrabee, Jenn	0 3/17-4/16/19	RVA INTERNET REIMBURSEMENT	65.99	99 E 800 358 221200 360	06/24/2019
158016	06/24/2019	Larrabee, Jenn	0 4/17-5/16/19	RVA INTERNET REIMBURSEMENT	65.99	99 E 800 358 221200 360	06/24/2019

CHECK #	CHECK DATE	VENDOR	PO INVOICE #	DESCRIPTION	CHECK AMOUNT	ACCOUNT	POST DATE
			NUMBER			NUMBER	
158016	06/24/2019	Larrabee, Jenn	0 5/17-6/16/19	RVA INTERNET REIMBURSEMENT	65.99	99 E 800 358 221200 360	06/24/2019
				Totals for Larrabee, Jenn	197.97		
158017	06/24/2019	Larson, Travis	0 MAY	RVA INTERNET REIMBURSEMENT	65.99	99 E 800 358 221200 360	06/24/2019
				Totals for Larson, Travis	65.99		
158018	06/24/2019	Leezer, Paul	0 APRIL	RVA INTERNET REIMBURSEMENT	64.99	99 E 800 358 221200 360	06/24/2019
158018	06/24/2019	Leezer, Paul	0 MARCH	RVA INTERNET REIMBURSEMENT	64.99	99 E 800 358 221200 360	06/24/2019
158018	06/24/2019	Leezer, Paul	0 MAY	RVA INTERNET REIMBURSEMENT	64.99	99 E 800 358 221200 360	06/24/2019
				Totals for Leezer, Paul	194.97		
158019	06/24/2019	Leischer, Tabitha	0 JUNE	RVA INTERNET REIMBURSEMENT	70.99	99 E 800 358 221200 360	06/24/2019
158019	06/24/2019	Leischer, Tabitha	0 MAY	RVA INTERNET REIMBURSEMENT	70.99	99 E 800 358 221200 360	06/24/2019
				Totals for Leischer, Tabitha	141.98		
158020	06/24/2019	Lisko, Dawn	0 5/1-30/19	RVA INTERNET REIMBURSEMENT	49.99	99 E 800 358 221200 360	06/24/2019
				Totals for Lisko, Dawn	49.99		
158021	06/24/2019	Lisowski, Amp	0 4/12-5/11/19	RVA INTERNET REIMBURSEMENT	70.00	99 E 800 358 221200 360	06/24/2019
				Totals for Lisowski, Amp	70.00		
158022	06/24/2019	Lowe, Christopher	0 1/8-2/7/19	RVA INTERNET REIMBURSEMENT	50.00	99 E 800 358 221200 360	06/24/2019
158022	06/24/2019	Lowe, Christopher	0 2/8-3/7/19	RVA INTERNET REIMBURSEMENT	50.00	99 E 800 358 221200 360	06/24/2019
158022	06/24/2019	Lowe, Christopher	0 3/8-4/7/19	RVA INTERNET REIMBURSEMENT	50.00	99 E 800 358 221200 360	06/24/2019
158022	06/24/2019	Lowe, Christopher	0 4/8-5/7/19	RVA INTERNET REIMBURSEMENT	50.00	99 E 800 358 221200 360	06/24/2019
158022	06/24/2019	Lowe, Christopher	0 5/8-6/7/19	RVA INTERNET REIMBURSEMENT	55.00	99 E 800 358 221200 360	06/24/2019
				Totals for Lowe, Christopher	255.00		
158023	06/24/2019	Lukes, Shanna	0 1/8-2/7/19	RVA INTERNET REIMBURSEMENT	75.00	99 E 800 358 221200 360	06/24/2019
158023	06/24/2019	Lukes, Shanna	0 12/8/18-1/7/19	RVA INTERNET REIMBURSEMENT	75.00	99 E 800 358 221200 360	06/24/2019
158023	06/24/2019	Lukes, Shanna	0 2/8-3/7/19	RVA INTERNET REIMBURSEMENT	75.00	99 E 800 358 221200 360	06/24/2019
158023	06/24/2019	Lukes, Shanna	0 3/8-4/7/19	RVA INTERNET REIMBURSEMENT	75.00	99 E 800 358 221200 360	06/24/2019
158023	06/24/2019	Lukes, Shanna	0 4/8-5/7/19	RVA INTERNET REIMBURSEMENT	75.00	99 E 800 358 221200 360	06/24/2019
				Totals for Lukes, Shanna	375.00		
158024	06/24/2019	Mabry, John	0 1/21-2/19/19	RVA INTERNET REIMBURSEMENT-PRORATED FROM DATE OF ENROLLMENT	60.90	99 E 800 358 221200 360	06/24/2019
158024	06/24/2019	Mabry, John	0 2/19-3/18/19	RVA INTERNET REIMBURSEMENT	64.99	99 E 800 358 221200 360	06/24/2019
158024	06/24/2019	Mabry, John	0 3/19-4/18/19	RVA INTERNET REIMBURSEMENT	64.99	99 E 800 358 221200 360	06/24/2019
158024	06/24/2019	Mabry, John	0 4/19-5/18/19	RVA INTERNET REIMBURSEMENT	64.99	99 E 800 358 221200 360	06/24/2019
				Totals for Mabry, John	255.87		
158025	06/24/2019	MacDonald, Pam	0 1/26-2/25/19	RVA INTERNET REIMBURSEMENT	50.00	99 E 800 358 221200 360	06/24/2019
158025	06/24/2019	MacDonald, Pam	0 10/26-11/25/18	RVA INTERNET REIMBURSEMENT	50.00	99 E 800 358 221200 360	06/24/2019
158025	06/24/2019	MacDonald, Pam	0 11/26-12/25/18	RVA INTERNET REIMBURSEMENT	50.00	99 E 800 358 221200 360	06/24/2019
158025	06/24/2019	MacDonald, Pam	0 12/26/18-1/25/19	RVA INTERNET REIMBURSEMENT	50.00	99 E 800 358 221200 360	06/24/2019
158025	06/24/2019	MacDonald, Pam	0 2/26-3/25/19	RVA INTERNET REIMBURSEMENT	50.00	99 E 800 358 221200 360	06/24/2019

CHECK #	CHECK DATE	VENDOR	PO INVOICE #	DESCRIPTION	CHECK AMOUNT	ACCOUNT	POST DATE
			NUMBER			NUMBER	
158025	06/24/2019	MacDonald, Pam	0 3/26-4/25/19	RVA INTERNET REIMBURSEMENT	50.00	99 E 800 358 221200 360	06/24/2019
158025	06/24/2019	MacDonald, Pam	0 4/26-5/25/19	RVA INTERNET REIMBURSEMENT	50.00	99 E 800 358 221200 360	06/24/2019
158025	06/24/2019	MacDonald, Pam	0 5/26-6/25/19	RVA INTERNET REIMBURSEMENT	55.00	99 E 800 358 221200 360	06/24/2019
Totals for MacDonald, Pam					405.00		
158026	06/24/2019	Malik, Frank	0 3/30-4/29/19	RVA INTERNET REIMBURSEMENT	54.99	99 E 800 358 221200 360	06/24/2019
158026	06/24/2019	Malik, Frank	0 4/30-5/29/19	RVA INTERNET REIMBURSEMENT	54.99	99 E 800 358 221200 360	06/24/2019
Totals for Malik, Frank					109.98		
158027	06/24/2019	Malone, Crystal	0 APRIL	RVA INTERNET REIMBURSEMENT	59.99	99 E 800 358 221200 360	06/24/2019
158027	06/24/2019	Malone, Crystal	0 AUGUST	RVA INTERNET REIMBURSEMENT	49.99	99 E 800 358 221200 360	06/24/2019
158027	06/24/2019	Malone, Crystal	0 DECEMBER	RVA INTERNET REIMBURSEMENT	49.99	99 E 800 358 221200 360	06/24/2019
158027	06/24/2019	Malone, Crystal	0 FEBRUARY	RVA INTERNET REIMBURSEMENT	59.99	99 E 800 358 221200 360	06/24/2019
158027	06/24/2019	Malone, Crystal	0 JANUARY	RVA INTERNET REIMBURSEMENT	49.99	99 E 800 358 221200 360	06/24/2019
158027	06/24/2019	Malone, Crystal	0 JULY	RVA INTERNET REIMBURSEMENT	49.99	99 E 800 358 221200 360	06/24/2019
158027	06/24/2019	Malone, Crystal	0 MARCH	RVA INTERNET REIMBURSEMENT	59.99	99 E 800 358 221200 360	06/24/2019
158027	06/24/2019	Malone, Crystal	0 NOVEMBER	RVA INTERNET REIMBURSEMENT	49.99	99 E 800 358 221200 360	06/24/2019
158027	06/24/2019	Malone, Crystal	0 OCTOBER	RVA INTERNET REIMBURSEMENT	49.99	99 E 800 358 221200 360	06/24/2019
158027	06/24/2019	Malone, Crystal	0 SEPTEMBER	RVA INTERNET REIMBURSEMENT	49.99	99 E 800 358 221200 360	06/24/2019
Totals for Malone, Crystal					529.90		
158028	06/24/2019	Mann, Alex	0 3/18-4/10/19	RVA INTERNET REIMBURSEMENT-PRORATED FROM DATE OF ENROLLMENT	58.08	99 E 800 358 221200 360	06/24/2019
158028	06/24/2019	Mann, Alex	0 4/11-5/10/19	RVA INTERNET REIMBURSEMENT	75.00	99 E 800 358 221200 360	06/24/2019
Totals for Mann, Alex					133.08		
158029	06/24/2019	Mann, Rebecca	0 5/12-6/11/19	RVA INTERNET REIMBURSEMENT	50.00	99 E 800 358 221200 360	06/24/2019
Totals for Mann, Rebecca					50.00		
158030	06/24/2019	Maricle, William II	0 2/4-3/3/19	RVA INTERNET REIMBURSEMENT	14.99	99 E 800 358 221200 360	06/24/2019
158030	06/24/2019	Maricle, William II	0 3/4-4/3/19	RVA INTERNET REIMBURSEMENT	14.99	99 E 800 358 221200 360	06/24/2019
158030	06/24/2019	Maricle, William II	0 4/4-5/3/19	RVA INTERNET REIMBURSEMENT	14.99	99 E 800 358 221200 360	06/24/2019
158030	06/24/2019	Maricle, William II	0 5/4-6/3/19	RVA INTERNET REIMBURSEMENT	14.99	99 E 800 358 221200 360	06/24/2019
Totals for Maricle, William II					59.96		
158031	06/24/2019	Martinez, Adrian	0 4/26-5/25/19	RVA INTERNET REIMBURSEMENT	75.00	99 E 800 358 221200 360	06/24/2019
158031	06/24/2019	Martinez, Adrian	0 5/26-6/25/19	RVA INTERNET REIMBURSEMENT	75.00	99 E 800 358 221200 360	06/24/2019
Totals for Martinez, Adrian					150.00		
158032	06/24/2019	Martin Alcantara, Jonathan	0 4/9-5/8/19	RVA INTERNET REIMBURSEMENT	30.00	99 E 800 358 221200 360	06/24/2019
Totals for Martin Alcantara, Jonathan					30.00		
158033	06/24/2019	McKinney, Meredith	0 1/11-2/10/19	RVA INTERNET REIMBURSEMENT	29.99	99 E 800 358 221200 360	06/24/2019
158033	06/24/2019	McKinney, Meredith	0 10/11-11/10/18	RVA INTERNET REIMBURSEMENT	29.99	99 E 800 358 221200 360	06/24/2019
158033	06/24/2019	McKinney, Meredith	0 11/11-12/10/18	RVA INTERNET REIMBURSEMENT	29.99	99 E 800 358 221200 360	06/24/2019
158033	06/24/2019	McKinney, Meredith	0 12/11/18-1/10/19	RVA INTERNET REIMBURSEMENT	29.99	99 E 800 358 221200 360	06/24/2019

CHECK #	CHECK DATE	VENDOR	PO INVOICE #	DESCRIPTION	CHECK AMOUNT	ACCOUNT	POST DATE
			NUMBER			NUMBER	
158033	06/24/2019	McKinney, Meredith	0 2/11-3/10/19	RVA INTERNET REIMBURSEMENT	29.99	99 E 800 358 221200 360	06/24/2019
158033	06/24/2019	McKinney, Meredith	0 3/11-4/10/19	RVA INTERNET REIMBURSEMENT	29.99	99 E 800 358 221200 360	06/24/2019
158033	06/24/2019	McKinney, Meredith	0 4/11-5/10/19	RVA INTERNET REIMBURSEMENT	29.99	99 E 800 358 221200 360	06/24/2019
158033	06/24/2019	McKinney, Meredith	0 5/11-6/10/19	RVA INTERNET REIMBURSEMENT	29.99	99 E 800 358 221200 360	06/24/2019
158033	06/24/2019	McKinney, Meredith	0 9/11-10/10/18	RVA INTERNET REIMBURSEMENT	29.99	99 E 800 358 221200 360	06/24/2019
				Totals for McKinney, Meredith	269.91		
158034	06/24/2019	Meyer, Scott	0 1/19-2/18/19	RVA INTERNET REIMBURSEMENT	64.99	99 E 800 358 221200 360	06/24/2019
158034	06/24/2019	Meyer, Scott	0 12/19/18-1/18/19	RVA INTERNET REIMBURSEMENT	64.99	99 E 800 358 221200 360	06/24/2019
158034	06/24/2019	Meyer, Scott	0 2/19-3/18/19	RVA INTERNET REIMBURSEMENT	64.99	99 E 800 358 221200 360	06/24/2019
158034	06/24/2019	Meyer, Scott	0 3/19-4/18/19	RVA INTERNET REIMBURSEMENT	64.99	99 E 800 358 221200 360	06/24/2019
158034	06/24/2019	Meyer, Scott	0 4/19-5/18/19	RVA INTERNET REIMBURSEMENT	64.99	99 E 800 358 221200 360	06/24/2019
				Totals for Meyer, Scott	324.95		
158035	06/24/2019	Michalski, Thomas	0 4/26-5/25/19	RVA INTERNET REIMBURSEMENT	65.99	99 E 800 358 221200 360	06/24/2019
				Totals for Michalski, Thomas	65.99		
158036	06/24/2019	Minnihan, R.Eric	0 3/1-28/19	RVA INTERNET REIMBURSEMENT	65.99	99 E 800 358 221200 360	06/24/2019
158036	06/24/2019	Minnihan, R.Eric	0 3/29-4/28/19	RVA INTERNET REIMBURSEMENT	65.99	99 E 800 358 221200 360	06/24/2019
158036	06/24/2019	Minnihan, R.Eric	0 4/29-5/28/19	RVA INTERNET REIMBURSEMENT	65.99	99 E 800 358 221200 360	06/24/2019
				Totals for Minnihan, R.Eric	197.97		
158037	06/24/2019	Moeller, Leslie	0 4/28-5/27/19	RVA INTERNET REIMBURSEMENT	40.25	99 E 800 358 221200 360	06/24/2019
158037	06/24/2019	Moeller, Leslie	0 5/28-6/27/19	RVA INTERNET REIMBURSEMENT	40.25	99 E 800 358 221200 360	06/24/2019
				Totals for Moeller, Leslie	80.50		
158038	06/24/2019	Moldenhauer, Tracie	0 APRIL	RVA INTERNET REIMBURSEMENT	74.99	99 E 800 358 221200 360	06/24/2019
158038	06/24/2019	Moldenhauer, Tracie	0 MAY	RVA INTERNET REIMBURSEMENT	74.99	99 E 800 358 221200 360	06/24/2019
				Totals for Moldenhauer, Tracie	149.98		
158039	06/24/2019	Moser, Jamie	0 MAY	RVA INTERNET REIMBURSEMENT	75.00	99 E 800 358 221200 360	06/24/2019
				Totals for Moser, Jamie	75.00		
158040	06/24/2019	Mravinc, Nathan	0 3/1-30/19	RVA INTERNET REIMBURSEMENT	49.95	99 E 800 358 221200 360	06/24/2019
158040	06/24/2019	Mravinc, Nathan	0 3/31-4/30/19	RVA INTERNET REIMBURSEMENT	49.95	99 E 800 358 221200 360	06/24/2019
158040	06/24/2019	Mravinc, Nathan	0 5/1-30/19	RVA INTERNET REIMBURSEMENT	49.95	99 E 800 358 221200 360	06/24/2019
158040	06/24/2019	Mravinc, Nathan	0 5/31-6/30/19	RVA INTERNET REIMBURSEMENT	49.95	99 E 800 358 221200 360	06/24/2019
				Totals for Mravinc, Nathan	199.80		
158041	06/24/2019	Mulder, Josh	0 3/1-29/19	RVA INTERNET REIMBURSEMENT	65.99	99 E 800 358 221200 360	06/24/2019
158041	06/24/2019	Mulder, Josh	0 3/30-4/29/19	RVA INTERNET REIMBURSEMENT	65.99	99 E 800 358 221200 360	06/24/2019
158041	06/24/2019	Mulder, Josh	0 4/30-5/29/19	RVA INTERNET REIMBURSEMENT	65.99	99 E 800 358 221200 360	06/24/2019
158041	06/24/2019	Mulder, Josh	0 8/17-28/18	RVA INTERNET REIMBURSEMENT-PRORATED FROM DATE OF ENROLLMENT	27.30	99 E 800 358 221200 360	06/24/2019
158041	06/24/2019	Mulder, Josh	0 8/30-9/29/18	RVA INTERNET REIMBURSEMENT	64.99	99 E 800 358 221200 360	06/24/2019
				Totals for Mulder, Josh	290.26		

CHECK #	CHECK DATE	VENDOR	PO INVOICE #	DESCRIPTION	CHECK AMOUNT	ACCOUNT	POST DATE
			NUMBER			NUMBER	
158042	06/24/2019	Nelson, Janet	0 JUNE	RVA INTERNET REIMBURSEMENT	39.95	99 E 800 358 221200 360	06/24/2019
				Totals for Nelson, Janet	39.95		
158043	06/24/2019	Neumann, Joshua	0 2/14-3/13/19	RVA INTERNET REIMBURSEMENT	65.99	99 E 800 358 221200 360	06/24/2019
158043	06/24/2019	Neumann, Joshua	0 3/14-4/13/19	RVA INTERNET REIMBURSEMENT	65.99	99 E 800 358 221200 360	06/24/2019
158043	06/24/2019	Neumann, Joshua	0 4/14-5/13/19	RVA INTERNET REIMBURSEMENT	65.99	99 E 800 358 221200 360	06/24/2019
				Totals for Neumann, Joshua	197.97		
158044	06/24/2019	Nikkila, Rachel	0 1/26-2/27/19	RVA INTERNET REIMBURSEMENT	45.00	99 E 800 358 221200 360	06/24/2019
158044	06/24/2019	Nikkila, Rachel	0 2/28-3/27/19	RVA INTERNET REIMBURSEMENT	45.00	99 E 800 358 221200 360	06/24/2019
158044	06/24/2019	Nikkila, Rachel	0 3/28-4/27/19	RVA INTERNET REIMBURSEMENT	45.00	99 E 800 358 221200 360	06/24/2019
158044	06/24/2019	Nikkila, Rachel	0 4/28-5/27/19	RVA INTERNET REIMBURSEMENT	45.00	99 E 800 358 221200 360	06/24/2019
158044	06/24/2019	Nikkila, Rachel	0 5/28-6/27/19	RVA INTERNET REIMBURSEMENT	45.00	99 E 800 358 221200 360	06/24/2019
				Totals for Nikkila, Rachel	225.00		
158045	06/24/2019	Nikolay, Ben	0 JUNE	RVA INTERNET REIMBURSEMENT	39.95	99 E 800 358 221200 360	06/24/2019
				Totals for Nikolay, Ben	39.95		
158046	06/24/2019	Nikolai, Cody	0 5/9-6/8/19	RVA INTERNET REIMBURSEMENT	65.99	99 E 800 358 221200 360	06/24/2019
				Totals for Nikolai, Cody	65.99		
158047	06/24/2019	Nutting, Brian	0 3/27-4/25/19	RVA INTERNET REIMBURSEMENT-PRORATED FROM DATE OF ENROLLMENT	33.90	99 E 800 358 221200 360	06/24/2019
158047	06/24/2019	Nutting, Brian	0 4/26-5/25/19	RVA INTERNET REIMBURSEMENT	34.99	99 E 800 358 221200 360	06/24/2019
				Totals for Nutting, Brian	68.89		
158048	06/24/2019	Osborn, Nathan	0 JUNE	RVA INTERNET REIMBURSEMENT	65.99	99 E 800 358 221200 360	06/24/2019
				Totals for Osborn, Nathan	65.99		
158049	06/24/2019	Ottum, Philip	0 8/17-31/18	RVA INTERNET REIMBURSEMENT-PRORATED FROM DATE OF ENROLLMENT	36.30	99 E 800 358 221200 360	06/24/2019
158049	06/24/2019	Ottum, Philip	0 JUNE	RVA INTERNET REIMBURSEMENT	49.95	99 E 800 358 221200 360	06/24/2019
158049	06/24/2019	Ottum, Philip	0 MAY	RVA INTERNET REIMBURSEMENT	23.81	99 E 800 358 221200 360	06/24/2019
				Totals for Ottum, Philip	110.06		
158050	06/24/2019	Pardee, Anthony	0 1/20-2/19/19	RVA INTERNET REIMBURSEMENT	69.99	99 E 800 358 221200 360	06/24/2019
158050	06/24/2019	Pardee, Anthony	0 10/20-11/19/18	RVA INTERNET REIMBURSEMENT	64.99	99 E 800 358 221200 360	06/24/2019
158050	06/24/2019	Pardee, Anthony	0 11/20-12/19/18	RVA INTERNET REIMBURSEMENT	65.99	99 E 800 358 221200 360	06/24/2019
158050	06/24/2019	Pardee, Anthony	0 12/20/18-1/19/19	RVA INTERNET REIMBURSEMENT	65.99	99 E 800 358 221200 360	06/24/2019
158050	06/24/2019	Pardee, Anthony	0 2/20-3/19/19	RVA INTERNET REIMBURSEMENT	69.99	99 E 800 358 221200 360	06/24/2019
158050	06/24/2019	Pardee, Anthony	0 3/20-4/19/19	RVA INTERNET REIMBURSEMENT	69.99	99 E 800 358 221200 360	06/24/2019
158050	06/24/2019	Pardee, Anthony	0 4/20-5/19/19	RVA INTERNET REIMBURSEMENT	69.99	99 E 800 358 221200 360	06/24/2019
158050	06/24/2019	Pardee, Anthony	0 5/20-6/19/19	RVA INTERNET REIMBURSEMENT	69.99	99 E 800 358 221200 360	06/24/2019
158050	06/24/2019	Pardee, Anthony	0 9/26-10/19/18	RVA INTERNET REIMBURSEMENT-PRORATED FROM DATE	52.08	99 E 800 358 221200 360	06/24/2019

CHECK #	CHECK DATE	VENDOR	PO INVOICE # NUMBER	DESCRIPTION	CHECK AMOUNT	ACCOUNT NUMBER	POST DATE
					OF ENROLLMENT		
					Totals for Pardee, Anthony		599.00
158051	06/24/2019	Parker, Sam	0 1/4-2/3/19	RVA INTERNET REIMBURSEMENT	39.99	99 E 800 358 221200 360	06/24/2019
158051	06/24/2019	Parker, Sam	0 10/4-11/3/18	RVA INTERNET REIMBURSEMENT	39.99	99 E 800 358 221200 360	06/24/2019
158051	06/24/2019	Parker, Sam	0 11/4-12/3/18	RVA INTERNET REIMBURSEMENT	39.99	99 E 800 358 221200 360	06/24/2019
158051	06/24/2019	Parker, Sam	0 12/4/18-1/3/19	RVA INTERNET REIMBURSEMENT	39.99	99 E 800 358 221200 360	06/24/2019
158051	06/24/2019	Parker, Sam	0 2/4-3/3/19	RVA INTERNET REIMBURSEMENT	65.99	99 E 800 358 221200 360	06/24/2019
158051	06/24/2019	Parker, Sam	0 3/4-4/3/19	RVA INTERNET REIMBURSEMENT	65.99	99 E 800 358 221200 360	06/24/2019
158051	06/24/2019	Parker, Sam	0 4/4-5/3/19	RVA INTERNET REIMBURSEMENT	65.99	99 E 800 358 221200 360	06/24/2019
158051	06/24/2019	Parker, Sam	0 5/4-6/3/19	RVA INTERNET REIMBURSEMENT	65.99	99 E 800 358 221200 360	06/24/2019
158051	06/24/2019	Parker, Sam	0 JUNE	RVA INTERNET REIMBURSEMENT	39.99	99 E 800 358 221200 360	06/24/2019
					Totals for Parker, Sam		463.91
158052	06/24/2019	Paulson, Justin	0 1/12-2/11/19	RVA INTERNET REIMBURSEMENT	65.99	99 E 800 358 221200 360	06/24/2019
158052	06/24/2019	Paulson, Justin	0 12/12/18-1/11/19	RVA INTERNET REIMBURSEMENT	65.99	99 E 800 358 221200 360	06/24/2019
158052	06/24/2019	Paulson, Justin	0 2/12-3/11/19	RVA INTERNET REIMBURSEMENT	65.99	99 E 800 358 221200 360	06/24/2019
158052	06/24/2019	Paulson, Justin	0 3/12-4/11/19	RVA INTERNET REIMBURSEMENT	65.99	99 E 800 358 221200 360	06/24/2019
158052	06/24/2019	Paulson, Justin	0 4/12-5/11/19	RVA INTERNET REIMBURSEMENT	65.99	99 E 800 358 221200 360	06/24/2019
158052	06/24/2019	Paulson, Justin	0 5/12-6/11/19	RVA INTERNET REIMBURSEMENT	65.99	99 E 800 358 221200 360	06/24/2019
					Totals for Paulson, Justin		395.94
158053	06/24/2019	Pavek, Travis	0 5/25-6/24/19	RVA INTERNET REIMBURSEMENT	65.99	99 E 800 358 221200 360	06/24/2019
					Totals for Pavek, Travis		65.99
158054	06/24/2019	Pazdra, James	0 4/4-5/3/19	RVA INTERNET REIMBURSEMENT	45.25	99 E 800 358 221200 360	06/24/2019
					Totals for Pazdra, James		45.25
158055	06/24/2019	Pearson, Brian	0 DECEMBER	RVA INTERNET REIMBURSEMENT	49.95	99 E 800 358 221200 360	06/24/2019
					Totals for Pearson, Brian		49.95
158056	06/24/2019	Pence, Rodney	0 5/9-6/8/19	RVA INTERNET REIMBURSEMENT	30.00	99 E 800 358 221200 360	06/24/2019
					Totals for Pence, Rodney		30.00
158057	06/24/2019	Perrigo, Hilary	0 3/12-4/11/19	RVA INTERNET REIMBURSEMENT	30.17	99 E 800 358 221200 360	06/24/2019
158057	06/24/2019	Perrigo, Hilary	0 4/12-5/11/19	RVA INTERNET REIMBURSEMENT	65.00	99 E 800 358 221200 360	06/24/2019
158057	06/24/2019	Perrigo, Hilary	0 5/12-6/11/19	RVA INTERNET REIMBURSEMENT	65.00	99 E 800 358 221200 360	06/24/2019
					Totals for Perrigo, Hilary		160.17
158058	06/24/2019	Peterson, Lynn	0 4/28-5/27/19	RVA INTERNET REIMBURSEMENT	65.00	99 E 800 358 221200 360	06/24/2019
158058	06/24/2019	Peterson, Lynn	0 5/28-31/19	RVA INTERNET REIMBURSEMENT	8.40	99 E 800 358 221200 360	06/24/2019
					Totals for Peterson, Lynn		73.40
158059	06/24/2019	Petersen, Stephen	0 4/27-5/26/19	RVA INTERNET REIMBURSEMENT	59.99	99 E 800 358 221200 360	06/24/2019
158059	06/24/2019	Petersen, Stephen	0 5/27-6/26/19	RVA INTERNET REIMBURSEMENT	59.99	99 E 800 358 221200 360	06/24/2019
					Totals for Petersen, Stephen		119.98
158060	06/24/2019	Petersen, Tim	0 5/7-6/6/19	RVA INTERNET REIMBURSEMENT	44.99	99 E 800 358 221200 360	06/24/2019
					Totals for Petersen, Tim		44.99

CHECK #	CHECK DATE	VENDOR	PO INVOICE #	DESCRIPTION	CHECK AMOUNT	ACCOUNT	POST DATE
			NUMBER			NUMBER	
158061	06/24/2019	Phillips, Michael	0 4/21-5/20/19	RVA INTERNET REIMBURSEMENT	65.99	99 E 800 358 221200 360	06/24/2019
158061	06/24/2019	Phillips, Michael	0 5/21-6/20/19	RVA INTERNET REIMBURSEMENT	65.99	99 E 800 358 221200 360	06/24/2019
				Totals for Phillips, Michael	131.98		
158062	06/24/2019	Porter, Charity	0 5/10-6/9/19	RVA INTERNET REIMBURSEMENT	70.99	99 E 800 358 221200 360	06/24/2019
				Totals for Porter, Charity	70.99		
158063	06/24/2019	Powell, Carrie	0 MAY	RVA INTERNET REIMBURSEMENT	60.04	99 E 800 358 221200 360	06/24/2019
				Totals for Powell, Carrie	60.04		
158064	06/24/2019	Powell, Tera	0 5/17-6/16/19	RVA INTERNET REIMBURSEMENT	70.99	99 E 800 358 221200 360	06/24/2019
				Totals for Powell, Tera	70.99		
158065	06/24/2019	Price, Kori	0 1/9-2/8/19	RVA INTERNET REIMBURSEMENT	29.99	99 E 800 358 221200 360	06/24/2019
158065	06/24/2019	Price, Kori	0 10/9-11/8/18	RVA INTERNET REIMBURSEMENT	29.99	99 E 800 358 221200 360	06/24/2019
158065	06/24/2019	Price, Kori	0 11/9-12/18/18	RVA INTERNET REIMBURSEMENT	29.99	99 E 800 358 221200 360	06/24/2019
158065	06/24/2019	Price, Kori	0 12/9/18-1/8/19	RVA INTERNET REIMBURSEMENT	29.99	99 E 800 358 221200 360	06/24/2019
158065	06/24/2019	Price, Kori	0 2/9-3/8/19	RVA INTERNET REIMBURSEMENT	29.99	99 E 800 358 221200 360	06/24/2019
158065	06/24/2019	Price, Kori	0 3/9-4/8/19	RVA INTERNET REIMBURSEMENT	29.99	99 E 800 358 221200 360	06/24/2019
158065	06/24/2019	Price, Kori	0 4/9-5/8/19	RVA INTERNET REIMBURSEMENT	29.99	99 E 800 358 221200 360	06/24/2019
158065	06/24/2019	Price, Kori	0 5/9-6/8/19	RVA INTERNET REIMBURSEMENT	29.99	99 E 800 358 221200 360	06/24/2019
158065	06/24/2019	Price, Kori	0 9/9-10/8/18	RVA INTERNET REIMBURSEMENT	29.99	99 E 800 358 221200 360	06/24/2019
				Totals for Price, Kori	269.91		
158066	06/24/2019	Prise-Bernette, Alison	0 5/21-6/20/19	RVA INTERNET REIMBURSEMENT	70.99	99 E 800 358 221200 360	06/24/2019
				Totals for Prise-Bernette, Alison	70.99		
158067	06/24/2019	Prodzinski, Jeffrey	0 5/3-6/2/19	RVA INTERNET REIMBURSEMENT	65.99	99 E 800 358 221200 360	06/24/2019
				Totals for Prodzinski, Jeffrey	65.99		
158068	06/24/2019	Puent, LeighAnne	0 1/12-2/11/19	RVA INTERNET REIMBURSEMENT	71.51	99 E 800 358 221200 360	06/24/2019
158068	06/24/2019	Puent, LeighAnne	0 10/12-11/11/18	RVA INTERNET REIMBURSEMENT	66.95	99 E 800 358 221200 360	06/24/2019
158068	06/24/2019	Puent, LeighAnne	0 11/12-12/11/18	RVA INTERNET REIMBURSEMENT	66.95	99 E 800 358 221200 360	06/24/2019
158068	06/24/2019	Puent, LeighAnne	0 12/12/18-1/11/19	RVA INTERNET REIMBURSEMENT	66.95	99 E 800 358 221200 360	06/24/2019
158068	06/24/2019	Puent, LeighAnne	0 2/12-3/11/19	RVA INTERNET REIMBURSEMENT	65.00	99 E 800 358 221200 360	06/24/2019
158068	06/24/2019	Puent, LeighAnne	0 3/12-4/11/19	RVA INTERNET REIMBURSEMENT	65.00	99 E 800 358 221200 360	06/24/2019
158068	06/24/2019	Puent, LeighAnne	0 4/12-5/11/19	RVA INTERNET REIMBURSEMENT	65.00	99 E 800 358 221200 360	06/24/2019
158068	06/24/2019	Puent, LeighAnne	0 5/12-6/11/19	RVA INTERNET REIMBURSEMENT	65.00	99 E 800 358 221200 360	06/24/2019
158068	06/24/2019	Puent, LeighAnne	0 7/12-8/11/18	RVA INTERNET REIMBURSEMENT	66.95	99 E 800 358 221200 360	06/24/2019
158068	06/24/2019	Puent, LeighAnne	0 8/12-9/11/18	RVA INTERNET REIMBURSEMENT	66.95	99 E 800 358 221200 360	06/24/2019
158068	06/24/2019	Puent, LeighAnne	0 9/12-10/11/18	RVA INTERNET REIMBURSEMENT	66.95	99 E 800 358 221200 360	06/24/2019
				Totals for Puent, LeighAnne	733.21		
158069	06/24/2019	Ramp, Laurie	0 1/21-31/19	RVA INTERNET REIMBURSEMENT-PRORATED FROM DATE OF ENROLLMENT	15.95	99 E 800 358 221200 360	06/24/2019
158069	06/24/2019	Ramp, Laurie	0 APRIL	RVA INTERNET REIMBURSEMENT	44.99	99 E 800 358 221200 360	06/24/2019

CHECK #	CHECK DATE	VENDOR	PO INVOICE #	DESCRIPTION	CHECK AMOUNT	ACCOUNT	POST DATE
			NUMBER			NUMBER	
158069	06/24/2019	Ramp, Laurie	0 FEBRUARY	RVA INTERNET REIMBURSEMENT	44.99	99 E 800 358 221200 360	06/24/2019
158069	06/24/2019	Ramp, Laurie	0 MARCH	RVA INTERNET REIMBURSEMENT	44.99	99 E 800 358 221200 360	06/24/2019
158069	06/24/2019	Ramp, Laurie	0 MAY	RVA INTERNET REIMBURSEMENT	44.99	99 E 800 358 221200 360	06/24/2019
				Totals for Ramp, Laurie	195.91		
158070	06/24/2019	Raske, Pamela	0 5/13-6/12/19	RVA INTERNET REIMBURSEMENT	70.99	99 E 800 358 221200 360	06/24/2019
				Totals for Raske, Pamela	70.99		
158071	06/24/2019	Rattle, Marie	0 APRIL	RVA INTERNET REIMBURSEMENT	74.99	99 E 800 358 221200 360	06/24/2019
158071	06/24/2019	Rattle, Marie	0 DECEMBER	RVA INTERNET REIMBURSEMENT	74.99	99 E 800 358 221200 360	06/24/2019
158071	06/24/2019	Rattle, Marie	0 FEBRUARY	RVA INTERNET REIMBURSEMENT	74.99	99 E 800 358 221200 360	06/24/2019
158071	06/24/2019	Rattle, Marie	0 JANUARY	RVA INTERNET REIMBURSEMENT	74.99	99 E 800 358 221200 360	06/24/2019
158071	06/24/2019	Rattle, Marie	0 MARCH	RVA INTERNET REIMBURSEMENT	74.99	99 E 800 358 221200 360	06/24/2019
158071	06/24/2019	Rattle, Marie	0 MAY	RVA INTERNET REIMBURSEMENT	74.99	99 E 800 358 221200 360	06/24/2019
158071	06/24/2019	Rattle, Marie	0 NOVEMBER	RVA INTERNET REIMBURSEMENT	74.99	99 E 800 358 221200 360	06/24/2019
				Totals for Rattle, Marie	524.93		
158072	06/24/2019	Rhody, Lisa	0 3/28-4/27/19	RVA INTERNET REIMBURSEMENT	45.00	99 E 800 358 221200 360	06/24/2019
158072	06/24/2019	Rhody, Lisa	0 4/28-5/27/19	RVA INTERNET REIMBURSEMENT	45.00	99 E 800 358 221200 360	06/24/2019
158072	06/24/2019	Rhody, Lisa	0 5/28-6/27/19	RVA INTERNET REIMBURSEMENT	45.00	99 E 800 358 221200 360	06/24/2019
				Totals for Rhody, Lisa	135.00		
158073	06/24/2019	Rosario, Jamie	0 5/10-6/9/19	RVA INTERNET REIMBURSEMENT	59.99	99 E 800 358 221200 360	06/24/2019
				Totals for Rosario, Jamie	59.99		
158074	06/24/2019	Sawyer, Tiffany	0 APRIL	RVA INTERNET REIMBURSEMENT	40.00	99 E 800 358 221200 360	06/24/2019
158074	06/24/2019	Sawyer, Tiffany	0 MAY	RVA INTERNET REIMBURSEMENT	40.00	99 E 800 358 221200 360	06/24/2019
				Totals for Sawyer, Tiffany	80.00		
158075	06/24/2019	Schaal, Kevy	0 3/25-4/24/19	RVA INTERNET REIMBURSEMENT	59.99	99 E 800 358 221200 360	06/24/2019
158075	06/24/2019	Schaal, Kevy	0 4/25-5/24/19	RVA INTERNET REIMBURSEMENT	59.99	99 E 800 358 221200 360	06/24/2019
158075	06/24/2019	Schaal, Kevy	0 5/25-6/24/19	RVA INTERNET REIMBURSEMENT	59.99	99 E 800 358 221200 360	06/24/2019
				Totals for Schaal, Kevy	179.97		
158076	06/24/2019	Schaus, Maurice	0 4/4-5/3/19	RVA INTERNET REIMBURSEMENT	49.99	99 E 800 358 221200 360	06/24/2019
158076	06/24/2019	Schaus, Maurice	0 5/4-6/3/19	RVA INTERNET REIMBURSEMENT	49.99	99 E 800 358 221200 360	06/24/2019
				Totals for Schaus, Maurice	99.98		
158077	06/24/2019	Schifelbine, Casey	0 5/10-6/9/19	RVA INTERNET REIMBURSEMENT	65.99	99 E 800 358 221200 360	06/24/2019
				Totals for Schifelbine, Casey	65.99		
158078	06/24/2019	Schmidt, Jeffrey	0 5/25-6/24/19	RVA INTERNET REIMBURSEMENT	70.99	99 E 800 358 221200 360	06/24/2019
				Totals for Schmidt, Jeffrey	70.99		
158079	06/24/2019	Schofield, Alisa	0 1/21-2/20/19	RVA INTERNET REIMBURSEMENT	75.00	99 E 800 358 221200 360	06/24/2019
158079	06/24/2019	Schofield, Alisa	0 10/21-11/20/18	RVA INTERNET REIMBURSEMENT	75.00	99 E 800 358 221200 360	06/24/2019
158079	06/24/2019	Schofield, Alisa	0 11/21-12/20/18	RVA INTERNET REIMBURSEMENT	75.00	99 E 800 358 221200 360	06/24/2019
158079	06/24/2019	Schofield, Alisa	0 12/21/18-1/20/19	RVA INTERNET REIMBURSEMENT	75.00	99 E 800 358 221200 360	06/24/2019
158079	06/24/2019	Schofield, Alisa	0 2/21-3/20/19	RVA INTERNET REIMBURSEMENT	75.00	99 E 800 358 221200 360	06/24/2019

CHECK #	CHECK DATE	VENDOR	PO INVOICE #	DESCRIPTION	CHECK AMOUNT	ACCOUNT	POST DATE
			NUMBER			NUMBER	
158079	06/24/2019	Schofield, Alisa	0 3/21-4/20/19	RVA INTERNET REIMBURSEMENT	75.00	99 E 800 358 221200 360	06/24/2019
158079	06/24/2019	Schofield, Alisa	0 4/21-5/20/19	RVA INTERNET REIMBURSEMENT	75.00	99 E 800 358 221200 360	06/24/2019
158079	06/24/2019	Schofield, Alisa	0 5/21-6/20/19	RVA INTERNET REIMBURSEMENT	75.00	99 E 800 358 221200 360	06/24/2019
158079	06/24/2019	Schofield, Alisa	0 7/21-8/20/18	RVA INTERNET REIMBURSEMENT	75.00	99 E 800 358 221200 360	06/24/2019
158079	06/24/2019	Schofield, Alisa	0 8/21-9/20/18	RVA INTERNET REIMBURSEMENT	75.00	99 E 800 358 221200 360	06/24/2019
158079	06/24/2019	Schofield, Alisa	0 9/21-10/20/18	RVA INTERNET REIMBURSEMENT	75.00	99 E 800 358 221200 360	06/24/2019
				Totals for Schofield, Alisa	825.00		
158080	06/24/2019	Schreck, Heidi	0 APRIL	RVA INTERNET REIMBURSEMENT	34.99	99 E 800 358 221200 360	06/24/2019
158080	06/24/2019	Schreck, Heidi	0 MARCH	RVA INTERNET REIMBURSEMENT	34.99	99 E 800 358 221200 360	06/24/2019
				Totals for Schreck, Heidi	69.98		
158081	06/24/2019	Schroepfer, Marsha	0 3/14-4/13/19	RVA INTERNET REIMBURSEMENT	40.00	99 E 800 358 221200 360	06/24/2019
158081	06/24/2019	Schroepfer, Marsha	0 4/14-5/13/19	RVA INTERNET REIMBURSEMENT	40.00	99 E 800 358 221200 360	06/24/2019
158081	06/24/2019	Schroepfer, Marsha	0 5/14-6/13/19	RVA INTERNET REIMBURSEMENT	40.00	99 E 800 358 221200 360	06/24/2019
				Totals for Schroepfer, Marsha	120.00		
158082	06/24/2019	Schultz, Faith	0 1/4-2/3/19	RVA INTERNET REIMBURSEMENT	44.99	99 E 800 358 221200 360	06/24/2019
158082	06/24/2019	Schultz, Faith	0 2/4-3/3/19	RVA INTERNET REIMBURSEMENT	44.99	99 E 800 358 221200 360	06/24/2019
158082	06/24/2019	Schultz, Faith	0 3/4-4/3/19	RVA INTERNET REIMBURSEMENT	44.99	99 E 800 358 221200 360	06/24/2019
158082	06/24/2019	Schultz, Faith	0 4/4-5/3/19	RVA INTERNET REIMBURSEMENT	44.99	99 E 800 358 221200 360	06/24/2019
158082	06/24/2019	Schultz, Faith	0 5/4-6/3/19	RVA INTERNET REIMBURSEMENT	44.99	99 E 800 358 221200 360	06/24/2019
				Totals for Schultz, Faith	224.95		
158083	06/24/2019	Schultz, Melissa	0 5/28-6/27/19	RVA INTERNET REIMBURSEMENT	64.99	99 E 800 358 221200 360	06/24/2019
				Totals for Schultz, Melissa	64.99		
158084	06/24/2019	Schultz, Mike	0 2/20-3/19/19	RVA INTERNET REIMBURSEMENT	24.99	99 E 800 358 221200 360	06/24/2019
158084	06/24/2019	Schultz, Mike	0 3/20-4/19/19	RVA INTERNET REIMBURSEMENT	24.99	99 E 800 358 221200 360	06/24/2019
158084	06/24/2019	Schultz, Mike	0 4/20-5/19/19	RVA INTERNET REIMBURSEMENT	24.99	99 E 800 358 221200 360	06/24/2019
158084	06/24/2019	Schultz, Mike	0 5/20-6/19/19	RVA INTERNET REIMBURSEMENT	24.99	99 E 800 358 221200 360	06/24/2019
				Totals for Schultz, Mike	99.96		
158085	06/24/2019	Schultz, Pete	0 JUNE	RVA INTERNET REIMBURSEMENT	59.99	99 E 800 358 221200 360	06/24/2019
				Totals for Schultz, Pete	59.99		
158086	06/24/2019	Schutt, Jesse	0 JUNE	RVA INTERNET REIMBURSEMENT	49.99	99 E 800 358 221200 360	06/24/2019
158086	06/24/2019	Schutt, Jesse	0 MAY	RVA INTERNET REIMBURSEMENT	49.99	99 E 800 358 221200 360	06/24/2019
				Totals for Schutt, Jesse	99.98		
158087	06/24/2019	Schwanz, Luke	0 JUNE	RVA INTERNET REIMBURSEMENT	70.00	99 E 800 358 221200 360	06/24/2019
				Totals for Schwanz, Luke	70.00		
158088	06/24/2019	Scott, William	0 8/17-31/18	RVA INTERNET REIMBURSEMENT-PRORATED FROM DATE OF ENROLLMENT	24.15	99 E 800 358 221200 360	06/24/2019
158088	06/24/2019	Scott, William	0 APRIL	RVA INTERNET REIMBURSEMENT	49.99	99 E 800 358 221200 360	06/24/2019
158088	06/24/2019	Scott, William	0 DECEMBER	RVA INTERNET REIMBURSEMENT	49.99	99 E 800 358 221200 360	06/24/2019

CHECK #	CHECK DATE	VENDOR	PO INVOICE #	DESCRIPTION	CHECK AMOUNT	ACCOUNT	POST DATE
			NUMBER			NUMBER	
158088	06/24/2019	Scott, William	0 FEBRUARY	RVA INTERNET REIMBURSEMENT	49.99	99 E 800 358 221200 360	06/24/2019
158088	06/24/2019	Scott, William	0 JANUARY	RVA INTERNET REIMBURSEMENT	49.99	99 E 800 358 221200 360	06/24/2019
158088	06/24/2019	Scott, William	0 MARCH	RVA INTERNET REIMBURSEMENT	49.99	99 E 800 358 221200 360	06/24/2019
158088	06/24/2019	Scott, William	0 MAY	RVA INTERNET REIMBURSEMENT	49.99	99 E 800 358 221200 360	06/24/2019
158088	06/24/2019	Scott, William	0 NOVEMBER	RVA INTERNET REIMBURSEMENT	49.99	99 E 800 358 221200 360	06/24/2019
158088	06/24/2019	Scott, William	0 OCTOBER	RVA INTERNET REIMBURSEMENT	49.99	99 E 800 358 221200 360	06/24/2019
158088	06/24/2019	Scott, William	0 SEPTEMBER	RVA INTERNET REIMBURSEMENT	49.99	99 E 800 358 221200 360	06/24/2019
Totals for Scott, William					474.06		
158089	06/24/2019	Selepa, Bradley	0 1/22-2/21/19	RVA INTERNET REIMBURSEMENT	40.00	99 E 800 358 221200 360	06/24/2019
158089	06/24/2019	Selepa, Bradley	0 10/22-11/21/18	RVA INTERNET REIMBURSEMENT	40.00	99 E 800 358 221200 360	06/24/2019
158089	06/24/2019	Selepa, Bradley	0 11/22-12/21/18	RVA INTERNET REIMBURSEMENT	40.00	99 E 800 358 221200 360	06/24/2019
158089	06/24/2019	Selepa, Bradley	0 12/22/18-1/21/19	RVA INTERNET REIMBURSEMENT	40.00	99 E 800 358 221200 360	06/24/2019
158089	06/24/2019	Selepa, Bradley	0 2/22-3/21/19	RVA INTERNET REIMBURSEMENT	40.00	99 E 800 358 221200 360	06/24/2019
158089	06/24/2019	Selepa, Bradley	0 3/22-4/21/19	RVA INTERNET REIMBURSEMENT	40.00	99 E 800 358 221200 360	06/24/2019
158089	06/24/2019	Selepa, Bradley	0 4/22-5/21/19	RVA INTERNET REIMBURSEMENT	40.00	99 E 800 358 221200 360	06/24/2019
158089	06/24/2019	Selepa, Bradley	0 9/22-10/21/18	RVA INTERNET REIMBURSEMENT	40.00	99 E 800 358 221200 360	06/24/2019
Totals for Selepa, Bradley					320.00		
158090	06/24/2019	Sherpe, Arden	0 APRIL	RVA INTERNET REIMBURSEMENT	75.00	99 E 800 358 221200 360	06/24/2019
158090	06/24/2019	Sherpe, Arden	0 MAY	RVA INTERNET REIMBURSEMENT	75.00	99 E 800 358 221200 360	06/24/2019
Totals for Sherpe, Arden					150.00		
158091	06/24/2019	Sineni, Russell	0 APRIL	RVA INTERNET REIMBURSEMENT	75.00	99 E 800 358 221200 360	06/24/2019
158091	06/24/2019	Sineni, Russell	0 DECEMBER	RVA INTERNET REIMBURSEMENT	75.00	99 E 800 358 221200 360	06/24/2019
158091	06/24/2019	Sineni, Russell	0 FEBRUARY	RVA INTERNET REIMBURSEMENT	75.00	99 E 800 358 221200 360	06/24/2019
158091	06/24/2019	Sineni, Russell	0 JANUARY	RVA INTERNET REIMBURSEMENT	75.00	99 E 800 358 221200 360	06/24/2019
158091	06/24/2019	Sineni, Russell	0 MARCH	RVA INTERNET REIMBURSEMENT	75.00	99 E 800 358 221200 360	06/24/2019
158091	06/24/2019	Sineni, Russell	0 NOVEMBER	RVA INTERNET REIMBURSEMENT	75.00	99 E 800 358 221200 360	06/24/2019
Totals for Sineni, Russell					450.00		
158092	06/24/2019	Skrzypchak, Melissa	0 1/5-2/4/19	RVA INTERNET REIMBURSEMENT	54.99	99 E 800 358 221200 360	06/24/2019
158092	06/24/2019	Skrzypchak, Melissa	0 2/5-3/4/19	RVA INTERNET REIMBURSEMENT	54.99	99 E 800 358 221200 360	06/24/2019
158092	06/24/2019	Skrzypchak, Melissa	0 3/5-4/4/19	RVA INTERNET REIMBURSEMENT	41.84	99 E 800 358 221200 360	06/24/2019
158092	06/24/2019	Skrzypchak, Melissa	0 4/5-5/4/19	RVA INTERNET REIMBURSEMENT	45.00	99 E 800 358 221200 360	06/24/2019
158092	06/24/2019	Skrzypchak, Melissa	0 5/5-31/19	RVA INTERNET REIMBURSEMENT	39.15	99 E 800 358 221200 360	06/24/2019
Totals for Skrzypchak, Melissa					235.97		
158093	06/24/2019	Slaugh, Scott	0 5/16-6/15/19	RVA INTERNET REIMBURSEMENT	65.95	99 E 800 358 221200 360	06/24/2019
Totals for Slaugh, Scott					65.95		
158094	06/24/2019	Smith, Marcie	0 1/19-2/18/19	RVA INTERNET REIMBURSEMENT	50.00	99 E 800 358 221200 360	06/24/2019
158094	06/24/2019	Smith, Marcie	0 10/19-11/18/18	RVA INTERNET REIMBURSEMENT	50.00	99 E 800 358 221200 360	06/24/2019
158094	06/24/2019	Smith, Marcie	0 11/19-12/18/18	RVA INTERNET REIMBURSEMENT	50.00	99 E 800 358 221200 360	06/24/2019
158094	06/24/2019	Smith, Marcie	0 12/19/18-1/18/19	RVA INTERNET REIMBURSEMENT	50.00	99 E 800 358 221200 360	06/24/2019

CHECK #	CHECK DATE	VENDOR	PO INVOICE #	DESCRIPTION	CHECK AMOUNT	ACCOUNT	POST DATE
			NUMBER			NUMBER	
158094	06/24/2019	Smith, Marcie	0 2/19-3/18/19	RVA INTERNET REIMBURSEMENT	50.00	99 E 800 358 221200 360	06/24/2019
158094	06/24/2019	Smith, Marcie	0 3/19-4/18/19	RVA INTERNET REIMBURSEMENT	50.00	99 E 800 358 221200 360	06/24/2019
158094	06/24/2019	Smith, Marcie	0 4/19-5/18/19	RVA INTERNET REIMBURSEMENT	50.00	99 E 800 358 221200 360	06/24/2019
158094	06/24/2019	Smith, Marcie	0 5/19-6/18/19	RVA INTERNET REIMBURSEMENT	50.00	99 E 800 358 221200 360	06/24/2019
158094	06/24/2019	Smith, Marcie	0 7/19-8/18/18	RVA INTERNET REIMBURSEMENT	50.00	99 E 800 358 221200 360	06/24/2019
158094	06/24/2019	Smith, Marcie	0 8/19-9/18/18	RVA INTERNET REIMBURSEMENT	50.00	99 E 800 358 221200 360	06/24/2019
158094	06/24/2019	Smith, Marcie	0 9/19-10/18/18	RVA INTERNET REIMBURSEMENT	50.00	99 E 800 358 221200 360	06/24/2019
				Totals for Smith, Marcie	550.00		
158095	06/24/2019	Snyder, Timothy	0 2/13-3/12/19	RVA INTERNET REIMBURSEMENT	44.99	99 E 800 358 221200 360	06/24/2019
158095	06/24/2019	Snyder, Timothy	0 3/13-4/12/19	RVA INTERNET REIMBURSEMENT	44.99	99 E 800 358 221200 360	06/24/2019
158095	06/24/2019	Snyder, Timothy	0 4/13-5/12/19	RVA INTERNET REIMBURSEMENT	44.99	99 E 800 358 221200 360	06/24/2019
158095	06/24/2019	Snyder, Timothy	0 5/13-6/12/19	RVA INTERNET REIMBURSEMENT	44.99	99 E 800 358 221200 360	06/24/2019
				Totals for Snyder, Timothy	179.96		
158096	06/24/2019	Spaulding, Katy	0 1/12-2/11/19	RVA INTERNET REIMBURSEMENT	44.99	99 E 800 358 221200 360	06/24/2019
158096	06/24/2019	Spaulding, Katy	0 12/12/18-1/11/19	RVA INTERNET REIMBURSEMENT	44.99	99 E 800 358 221200 360	06/24/2019
158096	06/24/2019	Spaulding, Katy	0 2/12-3/11/19	RVA INTERNET REIMBURSEMENT	44.99	99 E 800 358 221200 360	06/24/2019
158096	06/24/2019	Spaulding, Katy	0 3/12-4/11/19	RVA INTERNET REIMBURSEMENT	44.99	99 E 800 358 221200 360	06/24/2019
158096	06/24/2019	Spaulding, Katy	0 4/12-5/11/19	RVA INTERNET REIMBURSEMENT	44.99	99 E 800 358 221200 360	06/24/2019
158096	06/24/2019	Spaulding, Katy	0 5/12-6/11/19	RVA INTERNET REIMBURSEMENT	44.99	99 E 800 358 221200 360	06/24/2019
				Totals for Spaulding, Katy	269.94		
158097	06/24/2019	Stamm, Lori	0 5/4-6/3/19	RVA INTERNET REIMBURSEMENT	75.00	99 E 800 358 221200 360	06/24/2019
				Totals for Stamm, Lori	75.00		
158098	06/24/2019	Starr, Daniel	0 5/15-6/14/19	RVA INTERNET REIMBURSEMENT	65.99	99 E 800 358 221200 360	06/24/2019
				Totals for Starr, Daniel	65.99		
158099	06/24/2019	Stauffer, Erich	0 APRIL	RVA INTERNET REIMBURSEMENT	65.99	99 E 800 358 221200 360	06/24/2019
158099	06/24/2019	Stauffer, Erich	0 MAY	RVA INTERNET REIMBURSEMENT	65.99	99 E 800 358 221200 360	06/24/2019
				Totals for Stauffer, Erich	131.98		
158100	06/24/2019	Steiger, Burton	0 1/17-2/16/19	RVA INTERNET REIMBURSEMENT	59.99	99 E 800 358 221200 360	06/24/2019
158100	06/24/2019	Steiger, Burton	0 10/17-11/16/18	RVA INTERNET REIMBURSEMENT	54.99	99 E 800 358 221200 360	06/24/2019
158100	06/24/2019	Steiger, Burton	0 11/17-12/16/18	RVA INTERNET REIMBURSEMENT	59.99	99 E 800 358 221200 360	06/24/2019
158100	06/24/2019	Steiger, Burton	0 12/17/18-1/16/19	RVA INTERNET REIMBURSEMENT	59.99	99 E 800 358 221200 360	06/24/2019
158100	06/24/2019	Steiger, Burton	0 2/17-3/16/19	RVA INTERNET REIMBURSEMENT	59.99	99 E 800 358 221200 360	06/24/2019
158100	06/24/2019	Steiger, Burton	0 3/17-4/16/19	RVA INTERNET REIMBURSEMENT	59.99	99 E 800 358 221200 360	06/24/2019
158100	06/24/2019	Steiger, Burton	0 4/17-5/16/19	RVA INTERNET REIMBURSEMENT	59.99	99 E 800 358 221200 360	06/24/2019
158100	06/24/2019	Steiger, Burton	0 5/17-6/16/19	RVA INTERNET REIMBURSEMENT	59.99	99 E 800 358 221200 360	06/24/2019
158100	06/24/2019	Steiger, Burton	0 8/17-9/16/18	RVA INTERNET REIMBURSEMENT	54.99	99 E 800 358 221200 360	06/24/2019
158100	06/24/2019	Steiger, Burton	0 9/17-10/16/18	RVA INTERNET REIMBURSEMENT	54.99	99 E 800 358 221200 360	06/24/2019
				Totals for Steiger, Burton	584.90		
158101	06/24/2019	Stoltenow, Jeff	0 5/18-6/17/19	RVA INTERNET REIMBURSEMENT	69.99	99 E 800 358 221200 360	06/24/2019

CHECK #	CHECK DATE	VENDOR	PO INVOICE #	DESCRIPTION	CHECK AMOUNT	ACCOUNT	POST DATE
			NUMBER			NUMBER	
Totals for Stoltenow, Jeff					69.99		
158102	06/24/2019	Sutton, John	0 2/9-3/8/19	RVA INTERNET REIMBURSEMENT	45.00	99 E 800 358 221200 360	06/24/2019
158102	06/24/2019	Sutton, John	0 3/9-4/8/19	RVA INTERNET REIMBURSEMENT	45.00	99 E 800 358 221200 360	06/24/2019
158102	06/24/2019	Sutton, John	0 4/9-5/8/19	RVA INTERNET REIMBURSEMENT	45.00	99 E 800 358 221200 360	06/24/2019
158102	06/24/2019	Sutton, John	0 5/9-6/8/19	RVA INTERNET REIMBURSEMENT	45.00	99 E 800 358 221200 360	06/24/2019
Totals for Sutton, John					180.00		
158103	06/24/2019	Taylor, Ryan	0 4/23-5/22/19	RVA INTERNET REIMBURSEMENT	19.99	99 E 800 358 221200 360	06/24/2019
Totals for Taylor, Ryan					19.99		
158104	06/24/2019	Thayer, Steve	0 5/15-6/15/19	RVA INTERNET REIMBURSEMENT	59.99	99 E 800 358 221200 360	06/24/2019
Totals for Thayer, Steve					59.99		
158105	06/24/2019	Thums, Andrew	0 3/7-31/19	RVA INTERNET REIMBURSEMENT-PRORATED FROM DATE OF ENROLLMENT	32.25	99 E 800 358 221200 360	06/24/2019
158105	06/24/2019	Thums, Andrew	0 APRIL	RVA INTERNET REIMBURSEMENT	40.00	99 E 800 358 221200 360	06/24/2019
158105	06/24/2019	Thums, Andrew	0 MAY	RVA INTERNET REIMBURSEMENT	40.00	99 E 800 358 221200 360	06/24/2019
Totals for Thums, Andrew					112.25		
158106	06/24/2019	Tihlarik, Anna	0 JUNE	RVA INTERNET REIMBURSEMENT	75.00	99 E 800 358 221200 360	06/24/2019
158106	06/24/2019	Tihlarik, Anna	0 MAY	RVA INTERNET REIMBURSEMENT	75.00	99 E 800 358 221200 360	06/24/2019
Totals for Tihlarik, Anna					150.00		
158107	06/24/2019	Unger, Leona	0 MAY	RVA INTERNET REIMBURSEMENT	55.99	99 E 800 358 221200 360	06/24/2019
Totals for Unger, Leona					55.99		
158108	06/24/2019	Urban, Kurt	0 5/20-6/19/19	RVA INTERNET REIMBURSEMENT	49.99	99 E 800 358 221200 360	06/24/2019
Totals for Urban, Kurt					49.99		
158109	06/24/2019	Verlooy, Stephanie	0 5/7-6/6/19	RVA INTERNET REIMBURSEMENT	44.99	99 E 800 358 221200 360	06/24/2019
Totals for Verlooy, Stephanie					44.99		
158110	06/24/2019	Villiard, Gad	0 5/13-6/12/19	RVA INTERNET REIMBURSEMENT	65.99	99 E 800 358 221200 360	06/24/2019
Totals for Villiard, Gad					65.99		
158111	06/24/2019	Von Rueden, Katie	0 MAY	RVA INTERNET REIMBURSEMENT	67.80	99 E 800 358 221200 360	06/24/2019
Totals for Von Rueden, Katie					67.80		
158112	06/24/2019	Wagner, Sabrina	0 5/10-6/9/19	RVA INTERNET REIMBURSEMENT	29.99	99 E 800 358 221200 360	06/24/2019
Totals for Wagner, Sabrina					29.99		
158113	06/24/2019	Waldera, Elizabeth	0 5/15-6/14/19	RVA INTERNET REIMBURSEMENT	45.00	99 E 800 358 221200 360	06/24/2019
Totals for Waldera, Elizabeth					45.00		
158114	06/24/2019	Wear, Jessica	0 1/12-2/11/19	RVA INTERNET REIMBURSEMENT	69.90	99 E 800 358 221200 360	06/24/2019
158114	06/24/2019	Wear, Jessica	0 10/12-11/11/18	RVA INTERNET REIMBURSEMENT	69.90	99 E 800 358 221200 360	06/24/2019
158114	06/24/2019	Wear, Jessica	0 11/12-12/11/18	RVA INTERNET REIMBURSEMENT	69.90	99 E 800 358 221200 360	06/24/2019
158114	06/24/2019	Wear, Jessica	0 12/12/18-1/11/19	RVA INTERNET REIMBURSEMENT	69.90	99 E 800 358 221200 360	06/24/2019
158114	06/24/2019	Wear, Jessica	0 2/12-3/11/19	RVA INTERNET REIMBURSEMENT	69.90	99 E 800 358 221200 360	06/24/2019
158114	06/24/2019	Wear, Jessica	0 3/12-4/11/19	RVA INTERNET REIMBURSEMENT	69.90	99 E 800 358 221200 360	06/24/2019

CHECK #	CHECK DATE	VENDOR	PO INVOICE #	DESCRIPTION	CHECK AMOUNT	ACCOUNT	POST DATE
			NUMBER			NUMBER	
158114	06/24/2019	Wear, Jessica	0 4/12-5/11/19	RVA INTERNET REIMBURSEMENT	69.90	99 E 800 358 221200 360	06/24/2019
158114	06/24/2019	Wear, Jessica	0 5/12-6/11/19	RVA INTERNET REIMBURSEMENT	69.90	99 E 800 358 221200 360	06/24/2019
158114	06/24/2019	Wear, Jessica	0 8/12-9/11/18	RVA INTERNET REIMBURSEMENT	69.90	99 E 800 358 221200 360	06/24/2019
158114	06/24/2019	Wear, Jessica	0 9/12-10/11/18	RVA INTERNET REIMBURSEMENT	69.90	99 E 800 358 221200 360	06/24/2019
				Totals for Wear, Jessica	699.00		
158115	06/24/2019	Webster, Nathan	0 1/20-2/19/19	RVA INTERNET REIMBURSEMENT	44.99	99 E 800 358 221200 360	06/24/2019
158115	06/24/2019	Webster, Nathan	0 12/20/18-1/19/1	RVA INTERNET REIMBURSEMENT	44.99	99 E 800 358 221200 360	06/24/2019
158115	06/24/2019	Webster, Nathan	0 2/20-3/19/19	RVA INTERNET REIMBURSEMENT	44.99	99 E 800 358 221200 360	06/24/2019
158115	06/24/2019	Webster, Nathan	0 3/20-4/19/19	RVA INTERNET REIMBURSEMENT	44.99	99 E 800 358 221200 360	06/24/2019
158115	06/24/2019	Webster, Nathan	0 4/20-5/19/19	RVA INTERNET REIMBURSEMENT	44.99	99 E 800 358 221200 360	06/24/2019
158115	06/24/2019	Webster, Nathan	0 5/20-6/19/19	RVA INTERNET REIMBURSEMENT	44.99	99 E 800 358 221200 360	06/24/2019
				Totals for Webster, Nathan	269.94		
158116	06/24/2019	Weich, Todd	0 JUNE	RVA INTERNET REIMBURSEMENT	64.99	99 E 800 358 221200 360	06/24/2019
				Totals for Weich, Todd	64.99		
158117	06/24/2019	Weigen, Timothy	0 4/28-5/27/19	RVA INTERNET REIMBURSEMENT	65.99	99 E 800 358 221200 360	06/24/2019
158117	06/24/2019	Weigen, Timothy	0 5/28-6/27/19	RVA INTERNET REIMBURSEMENT	65.99	99 E 800 358 221200 360	06/24/2019
				Totals for Weigen, Timothy	131.98		
158118	06/24/2019	Wendt, Jeremiah	0 5/15-6/14/19	RVA INTERNET REIMBURSEMENT	69.95	99 E 800 358 221200 360	06/24/2019
				Totals for Wendt, Jeremiah	69.95		
158119	06/24/2019	Wheeler, Elizabeth	0 JUNE	RVA INTERNET REIMBURSEMENT	75.00	99 E 800 358 221200 360	06/24/2019
158119	06/24/2019	Wheeler, Elizabeth	0 MAY	RVA INTERNET REIMBURSEMENT	70.00	99 E 800 358 221200 360	06/24/2019
				Totals for Wheeler, Elizabeth	145.00		
158120	06/24/2019	Wright, David	0 4/20-5/19/19	RVA INTERNET REIMBURSEMENT	60.00	99 E 800 358 221200 360	06/24/2019
				Totals for Wright, David	60.00		
158121	06/24/2019	Zickert, Cory	0 5/24-6/23/19	RVA INTERNET REIMBURSEMENT	59.99	99 E 800 358 221200 360	06/24/2019
				Totals for Zickert, Cory	59.99		
158122	06/24/2019	Ziebell, Barbara	0 5/4-6/3/19	RVA INTERNET REIMBURSEMENT	70.99	99 E 800 358 221200 360	06/24/2019
158122	06/24/2019	Ziebell, Barbara	0 7/4-8/3/18	RVA INTERNET REIMBURSEMENT	69.99	99 E 800 358 221200 360	06/24/2019
158122	06/24/2019	Ziebell, Barbara	0 8/4-9/3/18	RVA INTERNET REIMBURSEMENT	69.99	99 E 800 358 221200 360	06/24/2019
				Totals for Ziebell, Barbara	210.97		
158123	06/24/2019	Zillmer, Robin	0 5/9-6/8/19	RVA INTERNET REIMBURSEMENT	65.99	99 E 800 358 221200 360	06/24/2019
				Totals for Zillmer, Robin	65.99		
158124	06/24/2019	Zimmerman, Lee	0 JUNE	RVA INTERNET REIMBURSEMENT	39.95	99 E 800 358 221200 360	06/24/2019
158124	06/24/2019	Zimmerman, Lee	0 MAY	RVA INTERNET REIMBURSEMENT	39.95	99 E 800 358 221200 360	06/24/2019
				Totals for Zimmerman, Lee	79.90		
158125	06/24/2019	Zodrow - McElroy, Lisa	0 5/21-6/20/19	RVA INTERNET REIMBURSEMENT	55.00	99 E 800 358 221200 360	06/24/2019
				Totals for Zodrow - McElroy, Lisa	55.00		
158126	06/17/2019	Advanced Disposal Services	0 M10000951631	WASTE SERVICES: MAY	614.99	10 E 100 320 253000 000	06/17/2019
158126	06/17/2019	Advanced Disposal Services	0 M10000951631	WASTE SERVICES: MAY	259.20	10 E 101 320 253000 000	06/17/2019

CHECK #	CHECK DATE	VENDOR	PO INVOICE #	DESCRIPTION	CHECK AMOUNT	ACCOUNT	POST DATE
			NUMBER			NUMBER	
158126	06/17/2019	Advanced Disposal Services	0 M10000951631	WASTE SERVICES: MAY	452.53	10 E 200 320 253000 000	06/17/2019
158126	06/17/2019	Advanced Disposal Services	0 M10000951631	WASTE SERVICES: MAY	854.55	10 E 400 320 253000 000	06/17/2019
158126	06/17/2019	Advanced Disposal Services	0 MD0000002874	GATE CHARGE	42.86	10 E 400 320 253000 000	06/17/2019
				Totals for Advanced Disposal Services	2,224.13		
158127	06/17/2019	CenturyLink	0 1469582838	LONG DISTANCE	222.84	10 E 800 355 260000 000	06/17/2019
158127	06/17/2019	CenturyLink	0 1469582838	LONG DISTANCE	109.69	99 E 800 355 221200 360	06/17/2019
				Totals for CenturyLink	332.53		
158128	06/17/2019	City Of Medford	0 2019-21	WELL PERMIT	25.00	10 E 400 940 254000 000	06/17/2019
				Totals for City Of Medford	25.00		
158129	06/17/2019	EMC Insurance Companies	0 D-96620046	2X35117: #10	4,152.56	10 E 800 711 270000 000	06/17/2019
158129	06/17/2019	EMC Insurance Companies	0 D-96620046	2X35117: #10	3,849.17	10 E 800 712 270000 000	06/17/2019
158129	06/17/2019	EMC Insurance Companies	0 D-96620046	2X35117: #10	8,323.46	10 E 800 713 270000 000	06/17/2019
158129	06/17/2019	EMC Insurance Companies	0 D-96620046	2X35117: #10	165.10	10 E 800 714 270000 000	06/17/2019
				Totals for EMC Insurance Companies	16,490.29		
158130	06/17/2019	Kwik Trip	0 00239281	FUEL	213.82	10 E 800 348 253000 000	06/17/2019
158130	06/17/2019	Kwik Trip	0 00239281	FUEL	166.75	10 E 400 348 253000 000	06/17/2019
				Totals for Kwik Trip	380.57		
158131	06/17/2019	Manpower	0 7411	CLC STAFF	79.66	80 E 800 310 240000 740	06/17/2019
				Totals for Manpower	79.66		
158132	06/17/2019	Medford Utilities	0 01-000961-10	MAMS STORAGE SHED: MAY	11.12	10 E 800 336 253000 000	06/17/2019
158132	06/17/2019	Medford Utilities	0 03-000192-04	1055 W BROADWAY: MAY	238.78	10 E 800 336 253000 000	06/17/2019
158132	06/17/2019	Medford Utilities	0 03-000192-04	1055 W BROADWAY: MAY	26.49	10 E 800 337 253000 000	06/17/2019
158132	06/17/2019	Medford Utilities	0 03-000192-04	1055 W BROADWAY: MAY	22.13	10 E 800 338 253000 000	06/17/2019
158132	06/17/2019	Medford Utilities	0 07-001350-00	MASH ELECTRICITY: MAY	6,128.12	10 E 800 336 253000 000	06/17/2019
158132	06/17/2019	Medford Utilities	0 07-001351-00	MASH SEWER/WATER: MAY	755.33	10 E 800 337 253000 000	06/17/2019
158132	06/17/2019	Medford Utilities	0 07-001351-00	MASH SEWER/WATER: MAY	828.27	10 E 800 338 253000 000	06/17/2019
158132	06/17/2019	Medford Utilities	0 07-001352-00	FOOTBALL FIELD: MAY	78.52	10 E 800 336 253000 000	06/17/2019
158132	06/17/2019	Medford Utilities	0 07-001352-00	FOOTBALL FIELD: MAY	115.85	10 E 800 337 253000 000	06/17/2019
158132	06/17/2019	Medford Utilities	0 07-001353-00	INDUSTRIAL ARTS BLDG: MAY	93.53	10 E 800 337 253000 000	06/17/2019
158132	06/17/2019	Medford Utilities	0 07-001353-00	INDUSTRIAL ARTS BLDG: MAY	107.49	10 E 800 338 253000 000	06/17/2019
158132	06/17/2019	Medford Utilities	0 07-001354-00	MASH STORAGE SHED: MAY	61.66	10 E 800 336 253000 000	06/17/2019
158132	06/17/2019	Medford Utilities	0 07-001354-00	MASH STORAGE SHED: MAY	18.17	10 E 800 337 253000 000	06/17/2019
158132	06/17/2019	Medford Utilities	0 07-001354-00	MASH STORAGE SHED: MAY	8.07	10 E 800 338 253000 000	06/17/2019
158132	06/17/2019	Medford Utilities	0 07-001360-00	MAES: MAY	3,465.05	10 E 800 336 253000 000	06/17/2019
158132	06/17/2019	Medford Utilities	0 07-001360-00	MAES: MAY	643.99	10 E 800 337 253000 000	06/17/2019
158132	06/17/2019	Medford Utilities	0 07-001360-00	MAES: MAY	674.96	10 E 800 338 253000 000	06/17/2019
158132	06/17/2019	Medford Utilities	0 07-001740-00	MAMS ELECTRICITY: MAY	5,122.15	10 E 800 336 253000 000	06/17/2019
158132	06/17/2019	Medford Utilities	0 07-001750-00	MAMS SEWER/WATER: MAY	452.93	10 E 800 337 253000 000	06/17/2019
158132	06/17/2019	Medford Utilities	0 07-001750-00	MAMS SEWER/WATER: MAY	528.74	10 E 800 338 253000 000	06/17/2019

CHECK #	CHECK DATE	VENDOR	PO INVOICE #	DESCRIPTION	CHECK AMOUNT	ACCOUNT	POST DATE
			NUMBER			NUMBER	
158132	06/17/2019	Medford Utilities	0 07-003000-00	DISTRICT OFFICE: MAY	306.10	10 E 800 336 253000 000	06/17/2019
158132	06/17/2019	Medford Utilities	0 07-003000-00	DISTRICT OFFICE: MAY	29.08	10 E 800 337 253000 000	06/17/2019
158132	06/17/2019	Medford Utilities	0 07-003000-00	DISTRICT OFFICE: MAY	26.53	10 E 800 338 253000 000	06/17/2019
				Totals for Medford Utilities	19,743.06		
158133	06/17/2019	Northland Pines High School	0 6/24-25/19	GBB TEAM CAMP - 17 PLAYERS X \$65/PLAYER	1,445.00	10 E 400 940 162000 956	06/17/2019
				Totals for Northland Pines High School	1,445.00		
158134	06/17/2019	Renzoni, Dan	0 2018/19	SUMMER SCHOOL	60.00	10 E 800 310 221200 000	06/17/2019
				Totals for Renzoni, Dan	60.00		
158135	06/17/2019	Taylor Electric Cooperative	0 75601	SCHOOL FOREST: MAY	83.37	10 E 800 336 253000 000	06/17/2019
				Totals for Taylor Electric Cooperative	83.37		
158136	06/17/2019	TDS Telecom	0 678-2600	SES: JUNE	142.50	10 E 800 355 260000 000	06/17/2019
158136	06/17/2019	TDS Telecom	0 748-2316	MAES: JUNE	239.51	10 E 800 355 260000 000	06/17/2019
158136	06/17/2019	TDS Telecom	0 748-2400	RVA: JUNE	33.87	99 E 800 355 221200 360	06/17/2019
158136	06/17/2019	TDS Telecom	0 748-2516	MAMS: JUNE	287.13	10 E 800 355 260000 000	06/17/2019
158136	06/17/2019	TDS Telecom	0 748-4620	DISTRICT OFFICE: JUNE	2,963.21	10 E 800 355 260000 000	06/17/2019
158136	06/17/2019	TDS Telecom	0 748-5951	MASH: JUNE	520.62	10 E 800 355 260000 000	06/17/2019
				Totals for TDS Telecom	4,186.84		
158137	06/17/2019	Twin Eagle Resource Management	0 119298	MAMS	460.30	10 E 800 331 253000 000	06/17/2019
158137	06/17/2019	Twin Eagle Resource Management	0 119299	MASH	934.31	10 E 800 331 253000 000	06/17/2019
				Totals for Twin Eagle Resource Managemen	1,394.61		
158138	06/17/2019	Unemployment Insurance	0 000009573951	MAY	114.95	10 E 800 730 270000 000	06/17/2019
				Totals for Unemployment Insurance	114.95		
158139	06/17/2019	UW-Milwaukee Cashier's Office	0 991-36-4118	SHARI GAJEWSKI: ONLINE COURSE FEE	275.00	27 E 800 291 221300 011	06/17/2019
158139	06/17/2019	UW-Milwaukee Cashier's Office	0 991-36-4118.	SHARI GAJEWSKI: UNDERGRAD INSTRUCTIONL TUITION	1,011.39	27 E 800 291 221300 011	06/17/2019
				Totals for UW-Milwaukee Cashier's Office	1,286.39		
158140	06/17/2019	WE Energies	0 5801-451-726	MAMS: 5/1-6/1/19	348.62	10 E 800 331 253000 000	06/17/2019
158140	06/17/2019	WE Energies	0 5828-375-690	DISTRICT OFFICE: 5/16-6/14/19	28.35	10 E 800 331 253000 000	06/17/2019
158140	06/17/2019	WE Energies	0 5878-320-850	MASH POOL: 5/16-6/14/19	590.15	10 E 800 331 253000 000	06/17/2019
158140	06/17/2019	WE Energies	0 7888-989-881	STETSONVILLE SCHOOL: 5/14-6/14/19	351.68	10 E 800 331 253000 000	06/17/2019
158140	06/17/2019	WE Energies	0 9078-733-373	1055 W BROADWAY AVE: 5/16-6/14/19	13.08	10 E 800 331 253000 000	06/17/2019
158140	06/17/2019	WE Energies	0 9275-300-090	MASH BOILERS & MAES: 5/1-6/1/19	616.63	10 E 800 331 253000 000	06/17/2019
				Totals for WE Energies	1,948.51		
158141	06/17/2019	Wenzel, Dennis	0 4/20/19	BB DH VS RIB LAKE	100.00	10 E 400 310 162000 963	06/17/2019
				Totals for Wenzel, Dennis	100.00		
158142	06/17/2019	Wenzel, Leon	0 4/20/19	BB DH VS RIB LAKE	100.00	10 E 400 310 162000 963	06/17/2019
				Totals for Wenzel, Leon	100.00		

CHECK #	CHECK DATE	VENDOR	PO INVOICE #	DESCRIPTION	CHECK AMOUNT	ACCOUNT	POST DATE
			NUMBER			NUMBER	
Totals for checks					3,571,446.58		

FUND SUMMARY

<u>FUND</u>	<u>DESCRIPTION</u>	<u>BALANCE SHEET</u>	<u>REVENUE</u>	<u>EXPENSE</u>	<u>TOTAL</u>
10	GENERAL FUND	2,693,999.38	0.00	495,413.68	3,189,413.06
21	GIFT FUND	0.54	0.00	18,121.85	18,122.39
27	SPECIAL EDUCATION FUND	101,469.32	0.00	23,062.69	124,532.01
50	FOOD SERVICE FUND	96,981.42	400.00	1,539.89	98,921.31
80	COMMUNITY SERVICE FUND	0.00	0.00	8,723.08	8,723.08
99	OTHER PKG/COOP PROGRAM FUNDS	48,787.13	0.00	82,947.60	131,734.73
***	Fund Summary Totals ***	2,941,237.79	400.00	629,808.79	3,571,446.58

***** End of report *****

MEDFORD AREA PUBLIC SCHOOL DISTRICT

AGENCY FUND

MAY 2019

The Board of Education approves the following checks for payment and receipts:

MEDFORD AREA SENIOR HIGH SCHOOL

Checks	#30049-30100		Totaling	\$ 26,512.75
Receipts	6477-6508	+Interest & Credit Card	Totaling	\$ 9,954.95

ACCOUNT NUMBER	FUNCTION	BEGINNING BALANCE	May 2018-19 ACTIVITY	YTD ACTIVITY	ENDING BALANCE
60 A 000 000 711109 000	CASH ON DEPOSIT - MASH	50420.45	16557.80CR	4838.24	52528.69
60 A 000 000 711219 000	PETTY CASH - MASH	340.00	0.00	0.00	340.00
60 A 000 000 712209 000	STATE INVESTMENT POOL - MASH	50363.85	107.01	1067.61	51431.46
60 A 000 000 713309 000	INTEREST RECEIVABLE	0.00	0.00	0.00	0.00
60 A --- --- --- --- ---	*Asset	101124.30	16450.79CR	5905.85	107030.15
60 L 000 000 812109 000	DUE TO GENERAL FUND	0.00	0.00	0.00	0.00
60 L 000 000 814402 000	ANNUAL	1.00CR	0.00	0.00	1.00CR
60 L 000 000 814403 000	ART CLUB	2923.62CR	874.70	2429.31	494.31CR
60 L 000 000 814404 000	ART RESALE	1511.39CR	0.00	863.78CR	2375.17CR
60 L 000 000 814415 000	CANDY MACHINES	0.00	0.00	0.00	0.00
60 L 000 000 814419 000	CHESS CLUB	65.80CR	0.00	0.00	65.80CR
60 L 000 000 814422 000	CHOIR	0.00	0.00	0.00	0.00
60 L 000 000 814423 000	CLASS OF 2016	0.00	0.00	0.00	0.00
60 L 000 000 814424 000	CLASS OF 2017	1524.30CR	0.00	0.00	1524.30CR
60 L 000 000 814425 000	CLASS OF 2018	292.77CR	0.00	0.00	292.77CR
60 L 000 000 814426 000	CLASS OF 2019	3028.26CR	500.00	0.00	2158.60CR
60 L 000 000 814427 000	CLASS OF 2020	276.47CR	946.44	869.66	2561.95CR
60 L 000 000 814428 000	CLASS OF 2021	14.12	0.00	2285.48CR	99.47CR
60 L 000 000 814429 000	CLASS OF 2022	0.00	0.00	123.13CR	123.13CR
60 L 000 000 814430 000	CLASS OF 2013	0.00	0.00	0.00	0.00
60 L 000 000 814431 000	CLASS OF 2014	0.00	0.00	0.00	0.00
60 L 000 000 814432 000	CLASS OF 2015	0.00	0.00	0.00	0.00
60 L 000 000 814433 000	DANCE COMMITTEE	1309.00CR	0.00	1309.00	0.00
60 L 000 000 814437 000	DRAMA CLUB	11744.06CR	616.68CR	1955.35CR	13699.41CR
60 L 000 000 814441 000	HISTORY CLUB	8286.65CR	11660.67	9571.68	1285.03
60 L 000 000 814442 000	FRENCH TRIP	5387.97CR	0.00	3.57	5384.40CR
60 L 000 000 814452 000	INTEREST	2409.27CR	136.88CR	1367.68CR	3776.95CR
60 L 000 000 814458 000	LIBRARY CLUB	1005.60CR	0.00	13.40CR	1019.00CR
60 L 000 000 814463 000	MARKETING CLUB	8033.62CR	1048.98CR	5805.55CR	13839.17CR
60 L 000 000 814467 000	STUDENT VENDING	1371.57CR	1165.94	1704.75CR	3076.32CR
60 L 000 000 814469 000	NATIONAL HONOR SOCIETY	413.93CR	0.00	3.25CR	417.18CR
60 L 000 000 814473 000	POST PROM	11371.23CR	2793.90	630.02	10741.21CR
60 L 000 000 814475 000	YOUTH APPRENTICESHIP	13165.72CR	92.50CR	2333.42CR	15499.14CR
60 L 000 000 814476 000	RAIDER HORIZON	0.00	0.00	0.00	0.00
60 L 000 000 814478 000	ROCKETRY CLUB	0.00	0.00	0.00	0.00
60 L 000 000 814479 000	SHOW CHOIR	3843.33CR	400.00CR	2183.88	1659.45CR
60 L 000 000 814480 000	SCIENCE CLUB	1405.86CR	0.00	0.00	1405.86CR
60 L 000 000 814481 000	SCIENCE OLYMPIAD	10921.22CR	984.08CR	4859.98CR	15781.20CR
60 L 000 000 814483 000	INTERNATIONAL CLUB	2376.83CR	633.02	61.60CR	2438.43CR
60 L 000 000 814485 000	SPANISH TRIP	7432.73CR	1131.64	3012.10	4420.63CR
60 L 000 000 814486 000	STUDENT COUNCIL	1270.69CR	23.60	4424.11CR	5694.80CR
60 L 000 000 814494 000	WEIGHT LIFTERS	109.00CR	0.00	0.00	109.00CR
60 L --- --- --- --- ---	*Liability	101467.77CR	16450.79	5905.85CR	107373.62CR
60 - --- --- --- ---	*AGENCY FUND	343.47CR	0.00	0.00	343.47CR

Number of Accounts: 41

***** End of report *****

POST	DATE	CHECK	TYP	BANK	VENDOR	VENDOR NAME	DESCRIPTION	DATE	INVOICE #	AMOUNT
	05/31/2019	930049	M	MASH	AGENC MATI 001	MATI	PLAYGROUND DONATION	05/06/2019	ST COUNCIL	218.25
	05/31/2019	930050	M	MASH	AGENC GB VENDI000	GB Vending	SUPPLIES	05/06/2019	STUDENT VE	1,190.80
	05/31/2019	930051	M	MASH	AGENC SPORTS P000	The Sports Page	BUILDING RENTAL	05/06/2019	POST PROM	1,475.00
	05/31/2019	930052	M	MASH	AGENC IN STITC000	In Stitches & Ink LL	T-SHIRTS	05/06/2019	POST PROM	718.90
	05/31/2019	930053	M	MASH	AGENC MID-WISC000	Mid-Wisconsin Bevera	POP/WATER	05/06/2019	ST COUNCIL	477.00
	05/31/2019	930054	M	MASH	AGENC MID-WISC000	Mid-Wisconsin Bevera	JUICE/POP/WATER	05/06/2019	STUDENT VE	343.84
	05/31/2019	930055	M	MASH	AGENC PESTEJEN000	Pester, Jennifer	TICKET REFUND	05/06/2019	ART CLUB	10.00
	05/31/2019	930056	M	MASH	AGENC PORTELIS001	Porten, Lisa	REIMBURSE/COSTUMES/SNACKS	05/06/2019	ART CLUB	44.27
	05/31/2019	930057	M	MASH	AGENC VOID 001	Void Check	VOID CK #30056	05/06/2019	COD-MASH	0.00
	05/31/2019	930058	M	MASH	AGENC HAMLASAR000	Hamland, Sarah	PROM/DJ	05/06/2019	CLASS 2020	400.00
	05/31/2019	930059	M	MASH	AGENC WEDDIGAL000	The Wedding Gallery	DECORATED CEILING	05/06/2019	CLASS 2020	300.00
	05/31/2019	930060	M	MASH	AGENC B&KFUND 000	B & K Fundraising So	SUPPLIES	05/06/2019	INTERNATIO	777.80
	05/31/2019	930061	M	MASH	AGENC MAPS 001	Medford Area Public	CREDIT CARD CHARGES	05/06/2019	MARKETING	287.82
	05/31/2019	930062	M	MASH	AGENC PAFF BRA000	Paff, Bradley	REIMBURSE/EVENT SUPPLIES	05/06/2019	SCIENCE OL	174.26
	05/31/2019	930063	M	MASH	AGENC COSTUMER000	The Costumer	COSTUMES	05/06/2019	DRAMA CLUB	1,262.55
	05/31/2019	930064	M	MASH	AGENC HAMLASAR000	Hamland, Sarah	REIMBURSE APRIL ACTIVITY	05/06/2019	INTERNATIO	15.82
	05/31/2019	930065	M	MASH	AGENC INTERACT001	Interact Travel, Inc	SPANISH TRIP PAYMENT/ TD & MD	05/06/2019	SPANISH TR	80.00
	05/31/2019	930066	M	MASH	AGENC NICOLET 001	Nicolet National Ban	CASH FOR CURRENCY EXCHANGE	05/06/2019	SPANISH TR	1,000.00
	05/31/2019	930067	M	MASH	AGENC SCRULAU000	Schultz, Austin	SMASH FOR CASH WINNER	05/13/2019	STUDENT CO	50.00
	05/31/2019	930068	M	MASH	AGENC MID-WISC000	Mid-Wisconsin Bevera	SUPPLIES	05/13/2019	STUDENT CO	162.60
	05/31/2019	930069	M	MASH	AGENC S & A TR000	S & A Trophy	2120 PLAQUES	05/13/2019	STUDENT CO	22.00
	05/31/2019	930070	M	MASH	AGENC CENTRLWI000	Central Wisconsin Pu	ADS	05/13/2019	STUDENT CO	157.50
	05/31/2019	930071	M	MASH	AGENC SMITHERI000	Smith, Bridget	REIMBURSE/OFFICER GIFTS	05/13/2019	YOUTH APPR	46.40
	05/31/2019	930072	M	MASH	AGENC HEMENAN000	Hemmer, Nancy	PROP FOR PLAYS	05/13/2019	INTERNATIO	150.00
	05/31/2019	930073	M	MASH	AGENC MAPS 001	Medford Area Public	COST FOR DECA ICDC	05/13/2019	DRAMA CLUB	143.50
	05/31/2019	930074	M	MASH	AGENC MARILYN 000	Marilyn's Fire Stati	COST PIZZA PARTY	05/13/2019	MARKETING.	1,158.58
	05/31/2019	930075	M	MASH	AGENC PAFF BRA000	Paff, Bradley	REIMBURSE/SUPPLIES	05/13/2019	DRAMA CLUB	160.66
	05/31/2019	930076	M	MASH	AGENC S & A TR000	S & A Trophy	AWARDS 2019	05/13/2019	SCIENCE OL	241.75
	05/31/2019	930077	M	MASH	AGENC MEDCO 001	Medford Cooperative	SUPPLIES	05/23/2019	STUDENT VE	123.95
	05/31/2019	930078	M	MASH	AGENC MEDCO 001	Medford Cooperative	SUPPLIES	05/23/2019	ART CLUB	117.81
	05/31/2019	930079	M	MASH	AGENC MEDCO 001	Medford Cooperative	SUPPLIES	05/23/2019	CLASS OF 2	74.00
	05/31/2019	930080	M	MASH	AGENC IN STITC000	In Stitches & Ink LL	AWARDS FOR STUDENTS	05/23/2019	STUDENT VE	715.35
	05/31/2019	930081	M	MASH	AGENC VOID 001	Void Check	VOID CK #30078	05/23/2019	STUDENT VE	0.00
	05/31/2019	930082	M	MASH	AGENC HARTLROS000	Hartl, Rose	REIMBURSEMENT CREDIT CARD	05/23/2019	ART CLUB	433.00
	05/31/2019	930083	M	MASH	AGENC TABBEHAN000	Tabbert, Hannah	REIMBURSEMENT CREDIT CARD	05/23/2019	CLASS OF 2	128.63
	05/31/2019	930084	M	MASH	AGENC RUDOLMAL000	Rudolph, Mallory	REIMBURSEMENT CREDIT CARD	05/23/2019	POST PROM	600.00
	05/31/2019	930085	M	MASH	AGENC BERGECAR001	Berger, Carli	REIMBURSEMENT CREDIT CARD	05/23/2019	ART CLUB	189.25
	05/31/2019	930086	M	MASH	AGENC BUDIMWEN000	Budimlija, Wendy	REIMBURSEMENT SENIOR DOOR PRIZES	05/23/2019	STUDENT VE	109.15
	05/31/2019	930087	M	MASH	AGENC LEADEMAR000	Leader, Mariah	FUNDRAISING REIMBURSEMENT	05/23/2019	SPANISH TR	131.40
	05/31/2019	930088	M	MASH	AGENC GRIPPEALL000	Gripentrog, Allie	BALANCE OF SPANISH TRIP	05/23/2019	SPANISH TR	193.00
	05/31/2019	930089	M	MASH	AGENC DOWNEMCK000	Downey, Mckena	FUNDRAISING	05/23/2019	SPANISH TR	315.24
	05/31/2019	930090	M	MASH	AGENC WOLLECAL000	Woller, Callie	BALANCE OF SPANISH TRIP	05/23/2019	SPANISH TR	12.00
	05/31/2019	930091	M	MASH	AGENC VANDEALI000	Vanden Heuvel, Alliso	FUNDRAISING	05/24/2019	HISTORY CL	961.04
	05/31/2019	930092	M	MASH	AGENC GETEGRA000	Geiger, Grace	HISTORY CLUB FUNDRAISING	05/24/2019	HISTORY CL	2,638.76

MEDFORD AREA PUBLIC SCHOOL DISTRICT
 MASH DETAILED CHECK HISTORY - CHECKS (Dates: 05/01/19 - 05/31/19)

POST	DATE	CHECK	TYP	BANK	VENDOR	VENDOR NAME	DESCRIPTION	DATE	INVOICE #	AMOUNT
	05/31/2019	930093	M	MASH AGENC	SCHULEMM000	Schultz, Emma	HISTORY CLUB FUNDRAISING	05/24/2019	HISTORY CL	2,991.11
	05/31/2019	930094	M	MASH AGENC	RUDOLMAL000	Rudolph, Mallory	HISTORY CLUB FUNDRAISING	05/24/2019	HISTORY CL	1,542.12
	05/31/2019	930095	M	MASH AGENC	BALL MOR000	Ball, Morgan	HISTORY CLUB FUNDRAISING	05/24/2019	HISTORY CL	114.44
	05/31/2019	930096	M	MASH AGENC	VOIGHKAL000	Voight, Kaleb	HISTORY CLUB FUNDRAISING	05/24/2019	HISTORY CL	655.00
	05/31/2019	930097	M	MASH AGENC	MAYRESET000	Mayrer, Seth	HISTORY CLUB FUNDRAISING	05/24/2019	HISTORY CL	933.24
	05/31/2019	930098	M	MASH AGENC	FABERDAN000	Faber, Dane	HISTORY CLUB FUNDRAISING	05/24/2019	HISTORY CL	434.96
	05/31/2019	930099	M	MASH AGENC	NAZERCOR000	Nazer, Corey	REIMBURSEMENT: CURRENCY CONVERSION	05/24/2019	HISTORY CL	1,390.00
	05/31/2019	930100	M	MASH AGENC	VENZKJAN000	Venzke, Janessa	ART CLUB PURCHASE	05/31/2019	ART CLUB	65.00

Totals for checks 26,512.75

POST	REFERENCE 1	BANK	REFERENC SS	LINE	DESCRIPTION 1	DESCRIPTION 2	DATE	AMOUNT
05/31/2019	MASH	BNK9	90	31	REC'D MAY RECEIPTS	PETTY CASH	05/31/2019	9,678.88CR
05/31/2019	MASH	BNK9	90	32	REC'D MAY DEPOSITS	PETTY CASH	05/31/2019	9,678.88
05/31/2019	MASH	BNK9	JE 56 90	34	MAY INTEREST 2.45%	ST INV PL	05/31/2019	107.01CR
05/31/2019	MASH	BNK9	6494 90	17	FEB-APR SALES	ART CLUB	05/15/2019	21.50
05/31/2019	MASH	BNK9	6488 90	11	"OUR HOUSE" PLAY	DRAMA CLUB	05/07/2019	1,655.00
05/31/2019	MASH	BNK9	6489 90	12	DINNER TICKETS	DRAMA CLUB	05/07/2019	40.00
05/31/2019	MASH	BNK9	6492 90	15	DONATION	DRAMA CLUB	05/14/2019	50.00
05/31/2019	MASH	BNK9	6493 90	16	CHANHASSEN TRIP	DRAMA CLUB	05/14/2019	40.00
05/31/2019	MASH	BNK9	6498 90	21	TICKET MONEY	DRAMA CLUB	05/20/2019	18.00
05/31/2019	MASH	BNK9	6499 90	22	REIMBURSEMENT-TICKETS	DRAMA CLUB	05/20/2019	414.00
05/31/2019	MASH	BNK9	JE 55 90	33	REC'D MAY INTEREST	INTEREST	05/31/2019	29.87
05/31/2019	MASH	BNK9	JE 56 90	35	MAY INTEREST/ST INV PL	INTEREST	05/31/2019	107.01
05/31/2019	MASH	BNK9	6480 90	3	RED ZONE	MARKETING	05/03/2019	2,015.00
05/31/2019	MASH	BNK9	6482 90	5	REFUND - PEPSI	MARKETING	05/06/2019	234.18
05/31/2019	MASH	BNK9	JE 57 90	36	REC'D SQUARE INK DEPOSITS	MARKETING	05/31/2019	246.20
05/31/2019	MASH	BNK9	6477 90	1	MACHINES	STUDENT VENDING	05/01/2019	204.00
05/31/2019	MASH	BNK9	6490 90	13	MACHINES	STUDENT VENDING	05/09/2019	398.00
05/31/2019	MASH	BNK9	6496 90	19	MACHINES	STUDENT VENDORS	05/17/2019	154.00
05/31/2019	MASH	BNK9	6500 90	23	HAWIIAAN SHIRTS	STUDENT VENDING	05/20/2019	630.00
05/31/2019	MASH	BNK9	6502 90	25	GRAD SHIRTS	STUDENT VENDING	05/23/2019	62.95
05/31/2019	MASH	BNK9	6506 90	28	SENIOR SALUTE SHIRTS	STUDENT VENDING	05/29/2019	60.00
05/31/2019	MASH	BNK9	6483 90	6	DONATION	YOUTH APPRENTICESHIP	05/06/2019	250.00
05/31/2019	MASH	BNK9	6495 90	18	MOMENTUM DUES	SHOW CHOIR	05/16/2019	100.00
05/31/2019	MASH	BNK9	6501 90	24	MOMENTUM DUES	SHOW CHOIR	05/21/2019	300.00
05/31/2019	MASH	BNK9	6504 90	26	MUFFIN SALES	SCIENCE OLYMPIAD	05/24/2019	882.00
05/31/2019	MASH	BNK9	6507 90	29	MUFFIN SALES	SCIENCE OLYMPIAD	05/30/2019	437.00
05/31/2019	MASH	BNK9	6485 90	8	FUNDRAISER	INTERNATIONAL CLUB	05/06/2019	18.00
05/31/2019	MASH	BNK9	6486 90	9	CLUB DUES	INTERNATIONAL CLUB	05/06/2019	5.00
05/31/2019	MASH	BNK9	6508 90	30	CANDY	INTERNATIONAL CLUB	05/31/2019	184.00
05/31/2019	MASH	BNK9	6484 90	7	CURRENCY CONVERSION	SPANISH TRIP	05/06/2019	500.00
05/31/2019	MASH	BNK9	6487 90	10	CURRENCY CONVERSION	SPANISH TRIP	05/07/2019	100.00
05/31/2019	MASH	BNK9	6479 90	2	MACHINES	ST COUNCIL	05/01/2019	217.00
05/31/2019	MASH	BNK9	6481 90	4	PLAYGROUND	STUDENT COUNCIL	05/06/2019	218.25
05/31/2019	MASH	BNK9	6491 90	14	MACHINES	STUDENT COUNCIL	05/13/2019	212.00
05/31/2019	MASH	BNK9	6497 90	20	MACHINES	STUDENT COUNCIL	05/17/2019	97.00
05/31/2019	MASH	BNK9	6505 90	27	MACHINES	STUDENT COUNCIL	05/28/2019	162.00

Total for Cash Receipts 9,954.95

Vendor	Name	Purch Vendor	Purchasing Name	PO Number	Typ	Invoice Nbr	Accrual	Amount
Line	Description							Amount
	Account							Amount
Invoice Number 11223300000 continued								
BMO FINA000	Bmo Financial Group					YDA 11223300000	A/P-ACCR	58,895.78
	21 E 400 411 240000 490			95.70				
1840	MASH..., Sq *sq *tactical Escap, Gosq.Com, WI, 54868, US,							600.00
	10 E 400 411 240000 000			600.00				
1850	MASH..., Amzn Mktp Us*mz6o641j1, Amzn.Com/Bill, WA, 98109, US,							17.40
	21 E 400 411 240000 490			17.40				
1860	MASH..., Amzn Mktp Us*mw7jf0wa2, Amzn.Com/Bill, WA, 98109, US,							339.68
	21 E 400 411 240000 408			339.68				
1870	MASH..., Sp * Theatre House, 8008272414, KY, 41011, US,							16.14
	10 E 400 411 122600 000			16.14				
1880	MASH..., Amzn Mktp Us*mz3ac7fc1, Amzn.Com/Bill, WA, 98109, US,							50.61
	10 E 400 411 240000 000			50.61				
1890	MASH..., Iimn, 16516470191, MN, 55108, US,							433.00
	10 E 400 411 240000 000			433.00				
1900	MASH..., Dramatists Play Serv, 212-683-8960, NY, 10016, US,							51.30
	10 E 400 411 122600 000			51.30				
1910	MASH..., Ssi School Specialty, 888-388-3224, NH, 03063, US,							357.44
	10 E 400 411 121000 000			357.44				
1920	MASH..., Safety Courses, 8008302268, TX, 75244, US,							35.95
	10 E 800 411 110000 000			35.95				
1930	MASH..., Amzn Mktp Us*mz8ym6o51, Amzn.Com/Bill, WA, 98109, US,							4.32
	10 E 400 411 240000 000			4.32				
1940	MASH..., Nassp Product & Servi, 703-8600200, VA, 20191, US,							1,225.00
	10 E 400 411 240000 000			1,225.00				

TOTAL INVOICES CREATED =====> 1

TOTAL AMOUNT OF INVOICES =====>

58,895.78

Invoice Parameters:

Invoice Date: 05/28/2019 Due Date: 05/28/2019 Batch: 0001 Bank: BNK0 Check Type: Regular

***** End of report *****

MEDFORD AREA PUBLIC SCHOOL DISTRICT
Regular Board Of Education Meeting

Ten-Year Utility Expense Comparison Report

MONTH-END -
MAY

Object	-	2009-2010	2010-2011	2011-2012	2012-2013	2013-2014	2014-2015	2015-2016	2016-2017	2017-2018	2018-2019
UTILITY											
(331) GAS/HEAT	BUDGET	185,000.00	185,000.00	120,000.00	115,000.00	115,000.00	135,000.00	100,000.00	127,350.00	125,400.00	125,400.00
	YEAR-END	118,544.25	116,571.67	99,320.69	98,230.49	157,201.50	115,000.00	76,000.00	80,000.00	85,000.00	95,000.00
	MONTH-END	118,544.25	116,571.67	99,320.69	98,230.49	157,201.50	112,988.06	73,760.27	77,478.24	84,052.63	90,578.91
(336) ELECTRICITY	BUDGET	180,000.00	180,000.00	205,000.00	205,000.00	205,000.00	205,000.00	205,000.00	205,000.00	203,000.00	203,000.00
	YEAR-END	173,374.78	198,793.42	195,307.80	180,194.58	177,214.36	180,000.00	190,000.00	196,000.00	203,000.00	197,000.00
	MONTH-END	173,374.78	198,793.42	195,307.80	180,194.58	177,214.36	183,669.54	185,486.28	179,186.68	189,662.10	165,796.58
(337) WATER	BUDGET	16,500.00	16,500.00	16,500.00	16,500.00	16,500.00	16,300.00	16,500.00	16,500.00	16,500.00	16,500.00
	YEAR-END	15,308.51	15,443.85	15,796.88	17,413.41	19,253.97	18,300.00	21,200.00	21,000.00	20,000.00	19,000.00
	MONTH-END	15,308.51	15,443.85	15,796.88	17,413.41	19,253.97	19,198.34	21,109.99	19,316.24	21,786.88	18,185.11
(338) SEWER	BUDGET	26,000.00	26,000.00	26,000.00	26,000.00	26,000.00	26,000.00	26,000.00	26,000.00	25,000.00	25,000.00
	YEAR-END	22,098.76	22,478.20	23,755.14	22,252.41	22,856.79	29,000.00	29,500.00	29,000.00	27,000.00	27,000.00
	MONTH-END	22,098.76	22,478.20	23,755.14	22,252.41	22,856.79	29,108.64	28,582.53	27,574.48	28,335.57	24,926.37
(353) POSTAGE	BUDGET	23,000.00	23,000.00	20,000.00	20,000.00	20,000.00	23,500.00	26,000.00	25,000.00	25,000.00	25,600.00
	YEAR-END	23,850.57	15,464.05	19,798.73	19,700.32	18,213.81	23,500.00	26,000.00	21,000.00	25,000.00	24,000.00
	MONTH-END	23,850.57	15,464.05	19,798.73	19,700.32	18,213.81	22,876.13	25,261.33	19,994.87	19,356.74	20,091.08
(355) TELEPHONE	BUDGET	22,000.00	23,000.00	57,000.00	74,000.00	84,260.00	84,260.00	86,260.00	86,450.00	86,450.00	65,000.00
	YEAR-END	29,007.91	32,308.42	76,330.24	83,213.33	83,659.35	84,260.00	86,260.00	70,000.00	58,000.00	57,000.00
	MONTH-END	29,007.91	32,308.42	76,330.24	83,213.33	83,659.35	79,687.24	83,718.91	65,872.64	54,694.75	52,809.74
TOTAL BUDGET		452,500.00	453,500.00	444,500.00	456,500.00	466,760.00	490,060.00	459,760.00	486,300.00	481,350.00	460,500.00
TOTAL ESTIMATED YEAR-END		382,184.78	401,059.61	430,309.48	421,004.54	478,399.78	450,060.00	428,960.00	417,000.00	418,000.00	419,000.00
TOTAL MONTH-END		382,184.78	401,059.61	430,309.48	421,004.54	478,399.78	447,527.95	417,919.31	389,423.15	397,888.67	372,387.79
		452,500.00	453,500.00	444,500.00	456,500.00	466,760.00	490,060.00	459,760.00	486,300.00	481,350.00	460,500.00
		382,184.78	401,059.61	430,309.48	421,004.54	478,399.78	447,527.95	417,919.31	389,423.15	397,888.67	372,387.79
		70,315.22	52,440.39	14,190.52	35,495.46	(11,639.78)	42,532.05	41,840.69	96,876.85	83,461.33	88,112.21

Medford Area Public School District
 Post Retirement Trust
 July 1, 2018 to June 30, 2019

Month	July	August	September	October	November	December	January	February	March	April	May	June	Year to Date
Beginning Balance	3,267,886.29	3,027,926.14	3,028,706.33	3,022,496.75	2,947,581.56	2,946,889.67	2,854,822.29	2,939,864.22	2,972,357.00	2,994,568.56	3,029,831.29	2,983,010.72	3,267,886.29
Additions	-	-	-	-	-	-	-	-	-	-	-	-	-
Earnings	117,891.76	2,976.78	8,266.66	5,526.09	6,092.20	46,753.99	(709.83)	3,589.30	7,852.92	4,200.33	5,922.76	-	208,362.96
Unrealized (Loss)/Gain	(82,469.62)	19,733.31	(12,823.19)	(78,791.87)	19,584.86	(109,547.02)	87,310.62	30,508.24	15,739.87	32,696.77	(51,089.88)	-	(129,147.91)
Fees	(1,782.29)	(1,652.39)	(1,653.05)	(1,649.41)	(1,608.95)	(1,608.59)	(1,558.86)	(1,604.76)	(1,622.38)	(1,634.37)	(1,653.45)	-	(18,028.50)
Annual Implicit Rate Subsidy	(65,467.00)	-	-	-	-	-	-	-	-	-	-	-	(65,467.00)
Contributions	80,467.00	-	-	-	-	-	-	-	-	-	-	-	80,467.00
Other	-	-	-	-	-	-	-	-	241.15	-	-	-	241.15
Disbursements	(288,600.00)	(20,277.51)	-	-	(24,760.00)	(27,665.76)	-	-	-	-	-	-	(361,303.27)
Ending Balance	3,027,926.14	3,028,706.33	3,022,496.75	2,947,581.56	2,946,889.67	2,854,822.29	2,939,864.22	2,972,357.00	2,994,568.56	3,029,831.29	2,983,010.72	2,983,010.72	2,983,010.72
Liability Value (-)													
Investment at Cost	2,817,841.73	2,798,888.61	2,805,502.22	2,809,378.90	2,789,102.15	2,806,581.79	2,804,313.10	2,806,297.64	2,812,528.18	2,815,094.14	2,819,363.45	-	-
Accum Unrealized (Loss) Gain	210,084.41	229,817.72	216,994.53	138,202.66	157,787.52	48,240.50	135,551.12	166,059.36	182,040.38	214,737.15	163,647.27	2,983,010.72	2,983,010.72

Beginning Balance	3,267,886.29
Additions	-
Earnings	208,604.11
Unrealized Gain	(129,147.91)
Fees	(18,028.50)
Implicit Rate	(65,467.00)
Annual Contribution	80,467.00
Disbursements	(361,303.27)
	<u>2,983,010.72</u>