

MEDFORD AREA PUBLIC SCHOOL DISTRICT
124 West State Street
Medford, WI 54451

Public Meeting Notice
Board of Education Finance Committee Meeting

Meeting Date: Friday, May 17, 2019

Time: 1:00 p.m.

Location: Medford Area Public School District – District Office
124 West State Street
Medford, WI 54451

Purpose of Meeting:

1. Food Service Update
2. Consideration of Employee Relations Committee EAP and Retirement Payouts – Teachers
3. Consideration of Employee Relations Committee Hourly Rate Pay Schedule – Support Staff
4. Review of 2019-20 Budget Booklet & Guidelines
5. Consideration of Monthly Expenditures
6. Meeting Dates –

Open Meeting Law Compliance: This notice was sent for posting to the Star News, WKEB/WIGM Radio, Medford Area Public Schools and the District Office on May 14, 2019.

NOTE: This meeting is open to the public.

Medford Area School District
Employee Assistance Program (EAP)



Carrier	Aspirus	Employee Resource Center (ERC)	
24/7 Helpline -Resources & services, schedule an appointment, assistance while traveling & attending school, military or starting out on their own	Yes	Yes	
Mental Health/Substance Abuse -services for violating company policy and rules	Yes	Yes	
Workplace Consultation Services -Leadership/HR staff has access to counselors as needed to assist with dealing with employee workplace and performance issues	Yes	Yes	
Return-to-Work "Contracts" -Assist Leadership/HR in providing written return-to-work contracts following an assessment/situation with an employee	Yes	Yes	
Work/Life Wellness -Partnership with LifeCare-web resource focused on wellness, legal, financial, child & eldercare resources	No	Yes	
Critical Incident, Stress Debriefing -On-site for employees following traumatic incidents. Group & individual sessions may also be scheduled as needed. Grief counseling also available	Yes	2 hours included in price	
Educational Resources, Management & Employee Training -Customized employee and employer sessions, 60 minutes in length, can be lunch-n-learn format -Reasonable Suspicion -Workplace Violence -Harassment in the Workplace	Yes (5 hours per contract year)	<u>Employer/Supervisory</u> (2 in person, unlimited webinar) <u>Employee</u> (additional fee-in person, unlimited webinar)	
Client Support - <u>Employee</u> - home mailings, brochures, wallet cards - <u>Employer</u> - posters, monthly newsletter, utilization reports, quarterly meetings, assigned account manager, website resources	Yes (3 hours of employer management orientation)	Yes	
Counseling Sessions -Face-to-face, Master Level Clinicians	8	7	9
Pricing			
Per Employee Per Year	\$35.50	\$42.00	\$46.00
Average Employee Contracts	322	322	322
Monthly Service Cost	\$952.58	\$1,127.00	\$1,234.33
Annual Service Cost	\$11,431.00	\$13,524.00	\$14,812.00

Providers

Each carrier has agreements with affiliated providers around the state. A provider can be found for a location that is needed

3 facilities within 8 miles of Medford & many more in central WI

- Rhinelander, Stevens Point, Wisconsin Rapids & Wausau

8 facilities within 37 miles of Medford

- Medford, Abbotsford, Merrill, Tomahawk, Phillips, Marshfield & Wausau

Medford Area Public Schools
Board Meeting
April 22, 2019

Employee Assistance Programs (EAP)

- Member Utilization
 - 3% national average
 - 15% school districts
- 70% of employees come to work each day distracted by stress and anxiety of personal issues outside the workplace, damaging their ability to stay focused on the job.
 - Top 10: marital relationship, family/child, depression, anxiety, job stress, grief, alcohol, co-worker relationship, other & personal stress
- **2018 wellness results show that 37% of MAPS employees/spouses on the medical plan are at moderate or high risk for stress**
- Absenteeism is shown to go down on average from 2.37 days of unscheduled absences or tardy days to only .91 days.
- EAP's have a resolution rates reaching 95% for many customers when they utilize face-to-face visits. This means that employees not only feel better and are more productive, they don't need to access insurance billable services/pay out-of-pocket costs.
- EAP models show a Return on Investment (ROI) up to \$15 for every \$1 spent.
 - Less absenteeism, mental wellness has been shown to impact physical health (exercising, eating right & getting enough sleep)
 - Medical plan claims impact (medical & RX)
- 75% reduction in time spent by leaders dealing with employee 'personal' issues.
- 70% reduction in work related accidents.



BUSINESS HEALTH

3000 Westhill Drive, Suite 102, Wausau, WI 54401
P 844.888.5873 | F 715.847.2928 | businesshealth@aspirus.org

Medford Area Public Schools

Request for Quote Employee Assistance Services

Jan. 15, 2019

Rana' Van Norman
Aspirus Business Health
Sales Manager
Direct 715.847.0021
rana.vannorman@aspirus.org



Aspirus

Aspirus is a non-profit, community-directed health system based in Wausau, Wisconsin. With more than 7,000 employees, Aspirus serves the people of the communities in Wisconsin and Upper Michigan through an extensive hospital and clinic network, home health & hospice care, pharmacies, critical care, medical goods, nursing care centers, a philanthropic & research foundation, and an affiliated physician network. Aspirus delivers high quality, cost effective health care within all regions they serve.

Aspirus Business Health

Aspirus Business Health medical providers and professional staff specialize in employee health, wellness, occupational health, injury prevention, employee assistance services and onsite employer health care clinics. Through valued employer relationships Business Health strives to fully understand the unique requirements of every company we partner with. Together effective programs are developed and implemented that improve employee health, increase productivity, and reduce cost for both the employer and the employee.

Aspirus Employee Assistance Services

Aspirus Employee Assistance Services is committed to helping employees, their family members, managers and supervisors, with finding solutions and resolving issues that can be barriers to healthy relationships, productive work life and an overall sense of well-being in their lives, whether personal, professional or in the workplace.

The Aspirus Full-Service employee assistance model is one of personal face to face interaction with employees/clients by professional, master degree level, Wisconsin state licensed counselors. Through this model a more accurate initial assessment and treatment plan is formulated for the specific issue of the employee. This approach provides for a heightened comfort level in which the employee can more readily engage with the counselor leading to faster resolution of issue and less cost for the employer. Employee Assistance Program benchmark data indicate higher patient satisfaction scores and more complete resolution through face to face counseling services over similar telephonic services.

Aspirus Employee Assistance Services provide the right support, and tools necessary to resolve issues which lead to healthier relationships, more engaged employees, increased productivity, less time away from work, cost savings for the company and better employee relations.



Aspirus Employee Assistance Services Overview

Everyone at some time is faced with difficult problems in their work and/or personal life. Aspirus Employee Assistance Services (EAS) provides support to assist employees, their family members, managers and supervisors, with finding solutions and resolving issues that can be barriers to healthy relationships, productive work life and an overall sense of well-being. Aspirus EAS provides the right support, when needed, for employees or management personnel.



24/7 Helpline Service

The confidential Aspirus EAS helpline is available to employees, their qualified family members and the management team with assistance or additional information when needed.

Helpline (1-800-236-4457) calls are answered by a professional staff member ready to assist. Employees may want access to resources and services within their specific community; or be seeking information to schedule an appointment. Through access to regional, state and national venues employees are provided the services and resources to meet their current need.

Services are also available for employees and dependents that are out of the area due to work assignments, vacation, attending school, in the military or just starting out on their own.



Masters Level Clinicians

Aspirus EAS counselors are master level, professionally trained and state licensed. The Aspirus EAS Program is a highly effective and flexible program that ensures coverage for employees throughout the continental United States.

Offices are located in Wausau, Rhinelander, Stevens Point and Wisconsin Rapids. Utilizing a large network of screened and qualified affiliate counselors, services are also provided in most Wisconsin locations and across the nation where needed.



Short – Term Counseling

The short-term sessions with the counselor are designed to assist the individual to resolve personal problems, which may be affecting job performance, relationships, quality of life and well-being. During the first session the counselor will assess if short-term counseling is appropriate for the current issue or if other alternatives are necessary, such as long term counseling, if covered by the health plan. An overall treatment plan is developed with the employee. An eight (8) session one-on-one counseling model is provided for the employee/family member for each situation or incident requiring short-term counseling.



Confidentiality

All contact with Aspirus EAS is confidential, whether that contact is telephonic or in-person with a counselor or staff. No one will know about a client's participation unless the client themselves divulge the information, or they request information be shared after completing a signed release of information.

- Aspirus EAS fully complies with all state and federal laws regarding confidentiality including reporting requirements. State and federal laws prevent the disclosure of clinical information or identifying any client without his/her written consent. The Aspirus written consent form specifies exactly what information can be disclosed, to whom, for what reason, and the time period that the release is effective to assure that the client understands what information is being disclosed.

Exceptions to Confidentiality

Aspirus EAS counselors are required by law to report situations that indicate a person is a danger to him/herself or others, and cases of suspected child or elder abuse. Counselors are also required by law to release records if subpoenaed by the court to do so.



Mental Health & Substance Abuse Consultations/Referrals

Substance Abuse Professional

Substance Abuse Professional and Alcohol and Other Drug Abuse (AODA) services are available through certified counselors for employees violating company or agency substance abuse policy and rules.



Workplace Consultation Services

Leadership and management teams, including managers, supervisors, team leads and human resource staff have access to Aspirus EAS counselors, as needed. Assistance is provided in dealing with employee workplace and performance issues, reduction in force support, critical or serious incident services, and much more. Professional counselors provide advice regarding how to handle potentially disruptive situations and guidance to fostering positive outcomes.

Return-to-Work "Contracts"

Assistance is provided in facilitating written return-to-work contracts following an assessment with the employee and management of the situation. Examples include response to positive drug/alcohol tests, sexual harassment, or noncompliance with corporate rules.



Critical Incident, Stress Debriefing

Aspirus EAS counselors will be on-site and available for employees and management following traumatic incidents as needed. Additional group or individual sessions may also be scheduled based upon the need of the employee group in coping with the situation. Grief counseling services are also available.



Educational Resources Management and Employee Training

Aspirus EAS offers relevant topics that are customized for employee and supervisory leadership audiences. Sessions are typically 60 minutes in length and cover a variety of workplace and life balance topics. Presentations may also be condensed to a Lunch n' Learn format to meet company timeframe constraints.

Supervisory training topics most often requested include:

- Reasonable Suspicion
- Workplace Violence
- Harassment in the Workplace



Client Support

Aspirus EAS will provide the following communication materials and support services:

- Employee home mailing introducing Aspirus Employee Assistance Services
- Brochures and wallet cards with Aspirus EAS contact information
- Posters
- Monthly articles and newsletter for HR use and distribution
- Customer satisfaction surveys
- Management utilization reports and quarterly client meeting
- Assigned account manager
- Website resources
- 24/7 Helpline service



Employee Assistance Pricing

Comprehensive Program

Employee Assistance Services for employees, including household members, is priced as a flat fee, per employee per year, invoiced monthly. The employee count is adjusted quarterly based upon the information provided by the company Contact to Aspirus Employee Assistance Services.

All services referenced above are included in the pricing.

The following fees are based upon an estimated **322** employee headcount. The actual amount will vary by the actual total number of employees.

Annual Service Fee Per Employee/Per Year.....\$35.50
(Invoiced monthly \$2.96 per employee)

Total Annual Service Cost..... \$11,431.00
(Monthly Invoice..... \$952.58)

Included in the above pricing are three (3) hours of employee and management orientation to employee assistance services; and five (5) hours of supervisory and employee training topics per contract term.

Presentation / training sessions only

Training and presentations for clients who do not enter the comprehensive program are provided at the rate of **\$150 per hour**.



Aspirus Employee Assistance Services

Aspirus Employee Assistance Services main offices are located in Wausau, Stevens Point, Wisconsin Rapids, and Rhinelander. Aspirus Employee Assistance Services does not have offices in Medford, WI, however we utilize affiliate agreements with Master level professionals licensed by the State of Wisconsin to provide counseling services to clients in need.

The Aspirus Employee Assistance Services Affiliates in the Medford Area include:

Linda Murphy, LCSW
Licensed Clinical Social Worker
Mental Health Counselor
Aspirus Medford Clinic
143 South Gibson Street
Medford, WI 54451

Jack Rudolph, LPC
Licensed Professional Counselor
Substance Abuse Counselor
Counseling Connection of Medford
429 W Broadway Avenue
Medford, WI 54451


Kelly Schultz, LPC
Licensed Professional Counselor
Clinical Substance Abuse Counselor
Counseling Connection of Medford
429 W Broadway Avenue
Medford, WI 54451

Deb Koltis, LPC
Licensed Professional Counselor
Substance Abuse Counselor
North Central Counseling Center
132 E County Rd A
Stetsonville, WI 54480



EMPLOYEE ASSISTANCE PROGRAM

Proposal For:



Medford Raiders

Prepared By:

Matthew J. Prickette
Vice President of Business Development

March 2019

Included Services:

- Face-to-face Employee Assistance Program counseling
 - *Employees, immediate family members & household dependents are eligible for services.*
 - *24/7 telephonic access with a masters-level counselor for employees / family members in crisis.*
 - *Our standard is to offer a scheduled first appointment within 72 hours. Employees / family members in crisis are scheduled within 24 hours.*
- Leaders Hotline: Telephonic support for Human Resources and company Leaders provided by ERC masters-level clinicians. This on-call service is a tool for leaders to gain guidance in addressing difficult employee conversations / performance issues – *unlimited support, as needed basis.*
- Supervisor Referral Services: Provided for Human Resources and company Leaders for use with employees with personal issues impacting performance or company operations.
- 24/7 Critical Incident Response: 2 hours included for on-site service with a certified CIR counselor. Onsite counseling provided for critical situations. This includes management debriefing regarding employee morale and potential conflict.
- Work/Life Wellness – Partnership with LifeCare© dedicated web resource focused on wellness, legal, financial, child & elder care resources and everyday savings.
 - *See LifeCare© information for enhanced benefit offerings.*
- Case Management Services for clients: This includes personal, telephonic, and written communications with clients, referral agents, and community resources for the purpose of continuity and coordination of care.
- ERC / EAP promotional materials:
 - *EAP posters, brochures, wallet cards, magnets*
 - *EAP Connection Newsletter – (Employees and Families)*
 - *Frontline Supervisor Newsletter – (Management Team)*
- Customer Forum: Invitation for your Leadership Team to attend ERC's annual development training which focuses on current research in leadership of today's employees and mental health trends.
- Annual strategic development meeting focusing on driving EAP utilization and program development.
- Utilization Reporting.

Training

- EMT (EAP as a Management Tool) Training for Human Resources and company Leaders
 - *Training on ERC's Supervisor Referral Services as well as how to make an informal referral.*
- Employee Orientations: Explanation of what the EAP benefit is, why people use it and how employees / family members can access the program.
- LifeCare: Webinars & Live Talks on wellness related topics.

Ancillary Services (additional fee):

- Personal Growth Programming: Mental Health / Wellness Education.
- Conflict Resolution Process for dysfunctional teams and/or co-worker issues.
- DOT Reasonable Suspicion Training for supervisors / DOT Drug & Alcohol Training for required employees.
- Substance Abuse Professional (SAP) services

2019 Pricing:

Annual Fee Model

9 Sessions, per issue: \$46.00 per employee per year (avg. 90% issue resolution)

7 Sessions, per issue: \$42.00 per employee per year (avg. 80% issue resolution)

5 Sessions, per issue: \$38.00 per employee per year

- ERC: Counselors & Consultants will guarantee this rate for 12 months.
- Billing frequency: Monthly, Quarterly, or Semi-Annual installments.
- The ERC Work-Life enhancement is included in base pricing for each model.
- ERC's offers models that range from 5-10 sessions. EAP models that offer less than 5 sessions add confusion for the clients, unnecessary cost for the company and have a very low resolution and success rate.
- ERC's school district customers provide an average 9 sessions.
- If selected, ERC would prefer a face-to-face meeting to discuss implementation of the mental health benefit. This process ensures employee awareness and continuous utilization.
- We are available to attend a school board meeting should they request our presence to ask questions about how the program works and quality associated with the ERC EAP.
- Thank you for the opportunity and consideration.

Quote Expires 5/1/2019



Enhancing lives. Maximizing organizational performance.

Medford Area Public School District

Board of Education Budget Study Document



2019-20



Budget & Program Proposals

First Review	February 25, 2019
Second Review	March 28, 2019
Final Program / Staff Review.....	April 22, 2019
Consolidated Budget Review	May 20, 2019
Final Budget Review	June 24, 2019
.....	July 22, 2019
.....	August 26, 2019
.....	September 23, 2019
Annual Meeting	October 28, 2019

Medford Area Public School District

Budget Process

Introduction

The word “economics” is derived from oikonomikos, which means skilled in household management. The economic problem our state and community struggle with in regard to public education is: “how do we allocate increasingly limited financial resources to maintain a quality, well-rounded instructional program that meets needs for all students?”

In a market economy, the politicians perform a function much like the managers of a private business. They interpret public demands for goods and services and attempt to find ways of supplying those goods and services. Whether or not politicians are successfully achieving that objective for public education is a matter of diverse opinion.

Included in this budget overview are the following items:

1. Budget Process / Introduction	Page 2
2. Tentative Board Calendar	Page 3
3. 2018-19 Budget Parameter Projection	Page 4
a. Instructional Budget Parameters for 2019-20	Page 5
b. Operations and Maintenance Budget Parameters for 2019-20	Page 5
c. Salaries and Benefits Budget Parameters for 2019-20	Page 5
d. Transportation Budget Parameters for 2019-20	Page 5
e. All Other budget Parameters for 2019-20	Page 5
4. Enrollment Information	Page 6
a. General Enrollment	Page 6
b. Enrollment by School – January 2000-2020	Page 6
c. Enrollment by Grade Level 2018-19 and Projected 2019-20	Page 6
5. Budget Staffing Report	Page 7

Tentative Board Calendar

- Monday, February 25Proposed Budget Process to Board
- Tuesday, February 26Budget materials to identified staff
- Friday, March 8Non-instructional budget submitted to district office
- Friday, March 8 –
Friday, March 22District Office review of non-instructional budgets
- Thursday, March 28Board of Education review of non-instructional budget
- Friday, April 15Instructional budgets submitted to district office
- Friday, April 15 –
Friday, April 19District Office review of instructional budgets
- Monday, April 22Board of Education review of instructional budget
- May Board MeetingBoard of Education review of revenues and other budgets; revenues and expenditures summarized, tax levy estimated; and date of annual meeting set
- Monday, June 25.....Budget modifications considered and budget adopted by Board
- Monday, October 28.....Annual Meeting
- Monday, October 28.....Adopt tax levy and consider budget adjustments



2019-20 Budget Parameter Projection - Fund 10 and 27

Monday, May 20, 2019

				Addl Categorical Aid \$200	Addl Categorical Aid \$0
Revenue					
Increase to Categorical Aid				200	-
Number of Students-3 year average				2,114	2,114
Categorical aid increase				422,800	-
Prior year categorical ai	2,114	654		1,382,556	1,382,556
Total Categorical Aid				1,805,356	1,382,556
Prior year student count			2,114		2,114
18-19 per pupil	9,400	100	9,500		9,500
Total Revenue Limit				20,083,000	20,083,000
Total Revenue Limit and Categorical Aid				21,888,356	21,465,556
Fund 3E WRS prior service			Final year	(182,000)	(182,000)
Fund 10				21,706,356	21,283,556
Other Fund 10 Revenue				5,329,471	5,329,471
Total Fund 10 Revenue				27,035,827	26,613,027
Total Fund 27 Revenue				1,645,042	1,645,042
Total Projected Revenue				28,680,869	28,258,069
Expenditures		From 2018-2019 Budget		2019-2020	2019-2020
Instruction		1,817,240		1,732,637	1,732,637
Operations/Maintenanc		1,162,355 *		1,270,330	1,270,330
Salary		13,255,323		13,748,681	13,748,681
Benefits		6,487,298		6,585,156	6,585,156
Transportation		1,189,654		1,189,654	1,189,654
Other		4,028,640		4,075,341	4,075,341
New Program				25,000	25,000
		27,940,510		28,626,799	28,626,799
			Excess of revenues over expend	54,070	(368,730)
			(To) From fund balance	(54,070)	368,730
				-	-

*includes \$100,000 added to maintenance for field projects

Note: A contribution of \$118,360 is included in the numbers above

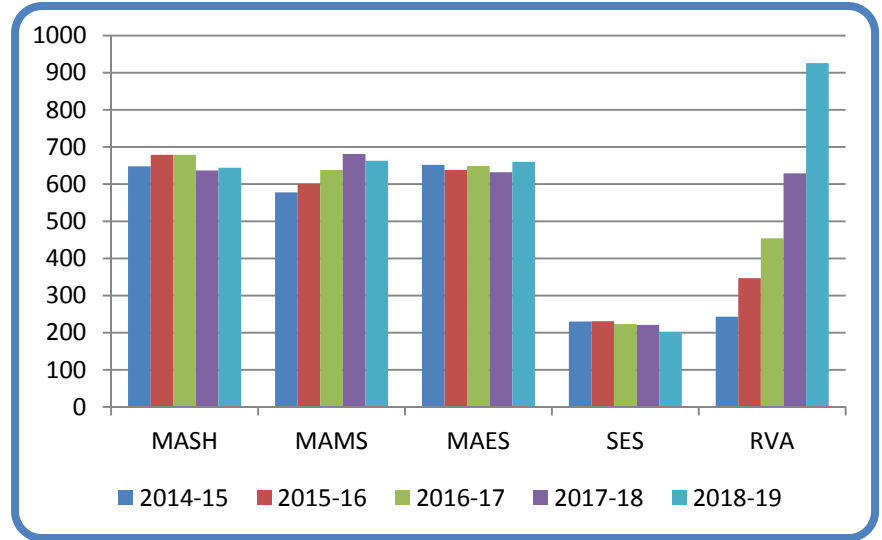
Increase to Maintenance/Oper	107,975
Increase to Post Retirement	81,640
Increase to 3% salary increase	111,390
Removal of athletic fees	-
Savings from Retirement	88,715
MAMS aide to teacher	37,740
MAMS 5th grade teacher	70,000
MAMS Special Ed teacher	70,000

	17-18 Students	17-18 Budget	18-19 Students	18-19 Budget	19-20 Students	19-20 Budget
Instructional budget						
MAES/SES	869	204,803	864	204,803	864	207,054
MAMS	634	164,259	681	188,679	681	190,380
MASH	682	307,460	652	335,040	652	308,640
Co-Curricular		139,900		168,400		139,600
Facility Rent (Co-Curr, Cent Serv, MASH)		-		-		36,000
Student Services		17,438		17,438		17,438
Carl Perkins		15,758		19,686		20,361
Title IA		27,750		27,750		27,750
Remediation		25,365		25,365		25,365
Gifted and Talented		11,125		11,125		11,125
Interpreters		35,177		5,000		20,000
Improvement of Instruction		43,440		43,400		43,370
Support Media Technology		315,473		315,473		315,473
Instructional Media Technology		8,249		8,249		8,249
Audio-Visual		11,023		11,023		11,023
Staff Development		7,165		7,165		7,165
Project Lead the Way		5,200		5,200		5,200
Title II-A (Grant Fully Funded)		27,000		27,000		27,000
School Forest		250		250		250
IDEA flowthrough/preschool/CEIS		311,194		396,194		311,194
Total Instructional		1,678,029		1,817,240		1,732,637
Operations and Maintenance						
Operations		559,980		559,980		588,830
Maintenance		502,375		602,375		681,500
Total Oper and Main		1,062,355		1,162,355		1,270,330
Salaries and Benefits Budget						
Salary		12,491,598		13,255,323		13,748,681
Benefits		6,254,925		6,487,298		6,585,156
		18,746,523		19,742,621		20,333,837
Transportation Budget						
Fleet Transportation		1,128,063		1,154,854		1,154,854
Special Education Transportation		34,800		34,800		34,800
Total Transportation		1,162,863		1,189,654		1,189,654
Other Budget						
Central Administration		63,500		70,650		70,650
Fiscal		58,000		58,000		61,000
Central Services		200,600		200,600		194,800
Insurance and Judgments		190,000		190,000		190,000
Debt Services		7,500		7,500		7,500
Other Support Services		3,920		3,920		3,920
Non Program Transactions		300,000		500,510		375,000
Transfer to Fund 80/99		2,738,750		2,997,460		3,172,471
		3,562,270		4,028,640		4,075,341
New Program		-		-		25,000
Total expenditures		26,212,040		27,940,510		28,626,799

Enrollment Information

General Enrollment and Enrollment by School (January 2014 - 2020)

Grade	2014-15 January	2015-16 January	2016-17 January	2017-18 January	2018-19 January	2019-20 Projected
K - 4	736	724	737	702	723	668
5 - 6	269	297	342	333	304	313
7 - 8	309	279	296	329	359	347
9 - 12	687	661	679	629	644	625
Total	2001	1961	2054	1993	2030	1953
Increase/Decrease	+45	-40	+93	-61	+37	-77
% of Change	2.25%	-2.04%	+4.53%	-3.06%	+1.82%	-3.94%



Enrollment by Grade Level 2018-19 and Projected 2019-20

	January 2019 Enrollment (MAES, SES, MAMS & MASH)						Projected 2019-20 Enrollment & Recommended Number of Sections						
	MAES	SES	Total	Total by Building Level		Sections	Class Size	Total	Total	Total by Bldg Level	Sections	Class Size	
EC	14	0	14	MAES 660	SES 202	1	14	EC	15	MAES/SES 811	1	15	
Headstart	12	0	12			1	12	HS	15		1	15	
PK	88	25	113			8	12 / 16	PK	113		8	14 / 15	
K	98	39	137			7	19 / 20	K	113		7	16 / 17	
1	104	20	124			6	20 / 21	1	137		7	19 / 20	
2	101	34	135			7	16 / 18	2	124		6	21 / 20	
3	121	38	159			7	19 / 24	3	135		7	19 / 20	
4	122	46	168			7	23 / 25	4	159		7	22 / 23	
5	145		145			663	6	23 / 26	5		168	7	24
6	159		159				7	22 / 23	6		145	7	20 / 21
7	188		188						7		159		
8	171		171						8		188		
9	168		168	644				9	171				
10	134		134					10	168				
11	152		152				11	134					
12	190		190				12	152					
RVA PK - 12 +	926		926	926				RVA	950	950			
Total				3095		57 K-6 Sections			3046	3046	58 K-6 Sections		

Medford Area Public School District
Board of Education Meeting
Budget Staffing Report
2019-20

A. New Positions

Position Title	Board Position Approved	Posting Status / Closing Date	Interviews P = Pending S = Scheduled C = Concluded N = Not Planned	Contract Status E = Extended A = Accepted T = Transfer B = Board Approved	Remarks Including salary	Board Contract Approval Date
RVA High School Counselor		2/4/19-2/28/19	C	A	Lippe, Katherine, \$43,500	4/22/19
RVA High School English		2/4/19-2/28/19	C	B	Smith, Alison \$45,700	3/28/19
RVA Art Teacher		2/4/19-2/28/19	C	B	Tessen, Tosha \$44,600	3/28/19
MAMS Special Education Teacher		2/5/19-3/18/19	C	B	Malinda Gumz, \$50,100	3/28/19
Grade 5 Teacher		internal	C	T	Robert Komanec	4/22/19

B. Replacement Positions (Administrative)

Position Title	Retirement/ Resignation Accepted/ Transfer Date	Posting Status / Closing Date	Interviews P = Pending S = Scheduled C = Concluded N = Not Planned	Contract Status E = Extended A = Accepted T = Transfer B = Board Approved	Remarks	Board Contract Approval Date
Director of Business Services (J. Albers)	Ret – 6/30/19	2/15/19-3/15/19	C	B	Audra Brooks \$77,500	4/22/19

C. Replacement Positions (Professional Staff)

Position Title	Retirement/ Resignation Accepted/ Transfer Date	Posting Status / Closing Date	Interviews P = Pending S = Scheduled C = Concluded N = Not Planned	Contract Status E = Extended A = Accepted T = Transfer B = Board Approved	Remarks	Board Contract Approval Date
MASH Special Education Teacher (S. Gajewski)	Transfer	2/5/19-3/18/19	C	A	Joanna Messmann, \$47,174	
MAES Special Education Teacher (K. Schumacher)	Transfer	2/5/19-3/18/19				
MAES Early Childhood Spec Ed Teacher (T. Otten)	Resignation-7/1/19	2/5/19-until filled	C	T	Brooke Holm, \$38,500	2/25/19
MAMS/MASH Choir Teacher (R. Thorngate)	Resignation – 6/3/19	4/12/19-until filled				
MASH Phy. Ed. Teacher (L. Giese)	Retirement – 6/3/19	Internal	C	T	Ryan Brown	
MAES Grade 2 Teacher (R. Komanec)	Transfer	5/2/19-until filled	S			
MAMS Gr 7&8 Social Studies Teacher (J. Process)	Resignation – 6/3/19	Internal				
MAMS Gr 8 ELA Teacher (M. Klinner)	Resignation – 6/3/19	internal				
MAMS/MASH Phy. Ed. Teacher (R. Brown)	Transfer	Internal	C	T	Jason Rappe	
MAES Phy. Ed. Teacher (J. Rappe)	Transfer	5/8/19-until filled				

D. Professional Staff Transfers

Transfer Request	Person Involved	From	To	Administrative Status P = Pending A = Approved D = Denied R = Retracted RC = Recalled
Staff Requested Transfers				
1	Shari Gajewski	MASH Special Education Teacher	Alternative High School Education Teacher	A – 1/28/19
2	Kathy Schumacher	MAES Special Education Teacher	SES Special Education Teacher	A – 1/28/19
3	Greg Smith	MAMS/RVA Math Teacher	RVA Math Teacher	A – 1/28/19
4	Laura Mukerji	RVA English Teacher 0.125 FTE	RVA English Teacher 0.25 FTE	A – 1/28/19
5	Ryan Steinhoff	RVA HS Driver's Ed & Phy Ed Teacher 0.5 FTE	RVA HS Driver's Ed & Phy Ed Teacher 1.0 FTE	A – 1/28/19
6	Autumn Schlei	RVA High School Spanish Teacher 0.5 FTE	RVA High School Spanish Teacher 1.0 FTE	A – 1/28/19
7	Bob Komanec	MAES Grade 2 Teacher	MAMS Grade 5 Teacher	A – 4/22/19
8	Ryan Brown	MAMS/MASH Phy. Ed. Teacher	MASH Phy. Ed. Teacher	
9	Jason Rappe	MAES Phy. Ed. Teacher	MAMS/MASH Phy. Ed. Teacher	
10				
District Transfers / Reassignments / Reductions				
1				
2				
3				
4				
5				

E. Replacement Positions (Support Staff)

Position Title	N = New Position P = Program Proposal R = Resignation Ret = Retirement T = Transfer	Posting Status / Closing Date	Interviews P = Pending S = Scheduled C = Concluded N = Not Planned	Contract Status E = Extended A = Accepted T = Transfer B = Board Approved	Remarks	Board Approval Date
MAES Remediation Asst (J Demell)	R	N/A			Megan Hanson, LTS	
SOAR Special Education Asst (J. Jurgens)	Ret	N/A	C	B	Gail Hoffman	
MASH Custodian-evenings (A. Metz)	R	2/27/19-3/15/19	C	A	Peggy Metzger, \$12.50/hr	A - 3/28/19
MAMS Remediation (B. Radtke)	Ret	N/A			Replace w/Rdig Teacher	---
MAES Special Education Asst (A. Rudolph)	R	3/4/19 –until filled			Sam Ewings, LTS	A - 3/28/19
MAES Volunteer Coordinator (C. Knoll)	Ret	5/30/19				
SES Office Secretary (J. Suhomel)	Ret	6/30/19	C	B	Kari Dahbly, \$17.14/hr	A - 3/28/19
Alternative Education Assistant (G. Hoffman)	T	4/12/19-4/26/19				
MASH Administrative Assistant (K. Dahlby)	T	N/A	C	B	Sue Strebbig, \$17.14/hr	A - 4/22/19
District Activities/Athletic Secretary (S Strebbig)	T	4/8/19-4/22/19	C	A	Becca Amundson, \$12.80/hr	
District Payroll Assistant (P. Shannon)	Ret	4/1/19-4/29/19	C	A	Ashley Harder, \$16.54/hr	
MAES Special Education Assistant				A	Kasey Phillips, \$11.65/hr	
MAES Special Education Assistant				A	Hailee Leu, \$11.65/hr	
MAMS Special Education Assistant				A	Tessa Cypher, \$11.65/hr	

F. Support Staff Transfers

Transfer Request	Person Involved	From	To	Administrative Status P = Pending A = Approved D = Denied R = Retracted RC = Recalled
Staff Requested Transfers				
	Brenda Mahner	MAMS Custodian – days	MASH Custodian – evenings	A - 3/28/19
	Sam Daniels	MAMS Custodian – evenings	MAMS Custodian - days	A - 3/28/19
	Gail Hoffman	Alt High School Ed Asst, 5 days	SOAR Special Ed Asst, 4 days	A - 3/28/19
	Kari Dahlby	MASH Administrative Asst-12 month	SES Secretary, 11 month	A - 3/28/19
	Sue Strebbig	MAMS/MASH Athletic Sec, 11-month	MASH Administrative Asst-12 month	A – 4/22/19

G. Co-Curricular

Position Title	C = Contract not renewed N = New Position P = Program Proposal R = Resignation Ter = Term	Posting Status / Closing Date	Interviews P = Pending S = Scheduled C = Concluded N = Not Planned	Contract Status E = Extended A = Accepted T = Transfer B = Board Approved	Remarks	Board Approval Date
MAMS Girls Asst Track Coach	R	8/28/19-until filled			Sam Brandner, \$1,201	A – 2/25/19
MASH Asst Track Coach (D. Hildebrant)	R	1/2/19-1/22/19	C	B	Tim Hanson \$2,145	A – 1/28/19
MASH Post Prom Advisor (K. Dahlvig)	R	N/A	N	B	Jennifer Buskerud, \$700	A – 1/28/19
MAMS Forensics (L. Coyer)	R					
MAMS Assistant Drama Advisor(L. Coyer)	R	N/A	N		Tricia Gumz, \$400	A - 3/28/19
MASH JV Soccer Coach (Hildebrant)	R	3/6/19-until filled	C	B	Chris Reardon, \$1,921	A - 3/28/19
MAMS Special Needs Track Asst	N	N/A	C	B	Jakki Farmer, \$11.50/hr	A - 3/28/19
MAMS Play Director (M. Swedlund)						
MASH JV2 Girls Basketball Coach (J. Process)						
MAMS Student Council (M. Klinner)						
MAMS Cross Country Coach (C. Venzke)						

Fd	T	Loc	Obj	Func	Prj	Obj	2016-17	2017-18	2017-18	2018-19	2018-19	2019-20
							ACTUAL	ACTUAL	EXPENDED	BUDGET	EXPENDED	BUDGET
219000 OTHER PUPIL SERVICES												
80	E	800	381	219000	000	PAYMENT TO MUNICIPALITY	39,954.34	34,191.57	0.00	48,000.00	0.00	0.00
80	E	800	---	219000	---	*DISTRICT WIDE	39,954.34	34,191.57	0.00	48,000.00	0.00	0.00
80	E	---	---	219000	---	*OTHER PUPIL SERVICES	39,954.34	34,191.57	0.00	48,000.00	0.00	0.00
229000 OTHER INSTRUCTIONAL STAFF SRVC												
80	E	400	150	229000	000	CHAPERONE PAY	1,578.28	0.00	0.00	0.00	7,153.12	0.00
80	E	400	212	229000	000	RETIREMENT - EMPLOYER SHARE	14.23	0.00	0.00	0.00	39.16	0.00
80	E	400	220	229000	000	SOCIAL SECURITY	97.81	0.00	0.00	0.00	442.47	0.00
80	E	400	229	229000	000	MEDICARE	22.88	0.00	0.00	0.00	103.44	0.00
80	E	400	---	229000	---	*MEDFORD AREA SENIOR HIGH	1,713.20	0.00	0.00	0.00	7,738.19	0.00
80	E	800	351	229000	000	ADVERTISING	168.80	0.00	0.00	500.00	0.00	0.00
80	E	800	359	229000	000	OTHER COMMUNICATIONS	60.88	0.00	0.00	0.00	0.00	0.00
80	E	800	---	229000	---	*DISTRICT WIDE	229.68	0.00	0.00	500.00	0.00	0.00
80	E	---	---	229000	---	*OTHER INSTRUCTIONAL STAFF S	1,942.88	0.00	0.00	500.00	7,738.19	0.00
230000 GENERAL ADMINISTRATION												
80	E	400	150	230000	000	CHAPERONE PAY	10,988.72	11,186.21	9,740.05	12,500.00	1,324.49	0.00
80	E	400	212	230000	000	RETIREMENT - EMPLOYER SHARE	37.19	138.99	107.68	0.00	7.45	0.00
80	E	400	220	230000	000	SOCIAL SECURITY	680.35	690.44	600.82	775.00	82.12	0.00
80	E	400	229	230000	000	MEDICARE	159.12	161.48	140.53	185.00	19.21	0.00
80	E	400	310	230000	000	PERSONAL SERVICES	0.00	0.00	0.00	0.00	969.47	0.00
80	E	400	---	230000	---	*MEDFORD AREA SENIOR HIGH	11,865.38	12,177.12	10,589.08	13,460.00	2,402.74	0.00
80	E	800	359	230000	000	OTHER COMMUNICATIONS	304.48	294.64	265.73	0.00	293.28	0.00
80	E	800	---	230000	---	*DISTRICT WIDE	304.48	294.64	265.73	0.00	293.28	0.00
80	E	---	---	230000	---	*GENERAL ADMINISTRATION	12,169.86	12,471.76	10,854.81	13,460.00	2,696.02	0.00
240000 BUILDING ADMINISTRATION												
80	E	200	310	240000	000	PERSONAL SERVICES	962.00	918.00	788.00	0.00	825.00	0.00
80	E	200	---	240000	---	*MEDFORD AREA MIDDLE SCHOOL	962.00	918.00	788.00	0.00	825.00	0.00

Fd	T	Loc	Obj	Func	Prj	Obj	2016-17	2017-18	2017-18	2018-19	2018-19	2019-20	
							ACTUAL	ACTUAL	EXPENDED	BUDGET	EXPENDED	BUDGET	
240000 BUILDING ADMINISTRATION													
80	E	400	110	240000	000	CERTIFIED SALARIES	0.00	168.00	156.00	0.00	1,500.00	0.00	
80	E	400	130	240000	000	ASSISTANT SALARIES	63.25	0.00	0.00	0.00	0.00	0.00	
80	E	400	140	240000	000	STUDENT SALARIES	2,745.81	8,031.00	7,521.00	9,350.00	11,291.25	0.00	
80	E	400	150	240000	000	CHAPERONE PAY	0.00	182.00	182.00	0.00	339.00	0.00	
80	E	400	220	240000	000	SOCIAL SECURITY	13.43	33.61	20.95	375.00	129.65	0.00	
80	E	400	229	240000	000	MEDICARE	3.14	7.87	4.90	100.00	30.34	0.00	
80	E	400	411	240000	000	GENERAL SUPPLIES	0.00	190.23	190.23	0.00	272.20	0.00	
80	E	400	940	240000	000	DUES AND FEES	0.00	0.00	0.00	450.00	0.00	0.00	
80	E	400	---	240000	---	*MEDFORD AREA SENIOR HIGH	2,825.63	8,612.71	8,075.08	10,275.00	13,562.44	0.00	
80	E	800	310	240000	000	PERSONAL SERVICES	0.00	50.00	50.00	0.00	1,100.00	0.00	
80	E	800	342	240000	000	EMPLOYEE TRAVEL	0.00	31.20	31.20	0.00	0.00	0.00	
80	E	800	411	240000	000	GENERAL SUPPLIES	0.00	15.27	15.27	0.00	272.39	0.00	
80	E	800	940	240000	000	DUES AND FEES	385.00	350.00	350.00	0.00	800.00	0.00	
80	E	800	---	240000	---	*DISTRICT WIDE	385.00	446.47	446.47	0.00	2,172.39	0.00	
80	E	---	---	240000	---	*BUILDING ADMINISTRATION	4,172.63	9,977.18	9,309.55	10,275.00	16,559.83	0.00	
254000 MAINTENANCE													
80	E	200	460	254000	000	EQUIPMENT COMPONENTS	0.00	0.00	0.00	10,000.00	1,901.89	0.00	
80	E	200	---	254000	---	*MEDFORD AREA MIDDLE SCHOOL	0.00	0.00	0.00	10,000.00	1,901.89	0.00	
80	E	800	320	254000	000	PROPERTY SERVICE	410.00	0.00	0.00	0.00	0.00	0.00	
80	E	800	411	254000	000	GENERAL SUPPLIES	0.00	0.00	0.00	0.00	280.60	0.00	
80	E	800	460	254000	000	EQUIPMENT COMPONENTS	5,764.60	0.00	0.00	0.00	1,228.63	0.00	
80	E	800	551	254000	000	EQUIP ADDITION - NON-F/A	524.75	0.00	0.00	0.00	0.00	0.00	
80	E	800	---	254000	---	*DISTRICT WIDE	6,699.35	0.00	0.00	0.00	1,509.23	0.00	
80	E	---	---	254000	---	*MAINTENANCE	6,699.35	0.00	0.00	10,000.00	3,411.12	0.00	
310000 COMMUNITY SRVCS - ADULT EDUC													
80	E	800	351	310000	000	ADVERTISING	0.00	174.00	174.00	0.00	1,153.00	0.00	
80	E	800	---	310000	---	*DISTRICT WIDE	0.00	174.00	174.00	0.00	1,153.00	0.00	
80	E	---	---	310000	---	*COMMUNITY SRVCS - ADULT EDU	0.00	174.00	174.00	0.00	1,153.00	0.00	

<u>Fd</u>	<u>T</u>	<u>Loc</u>	<u>Obj</u>	<u>Func</u>	<u>Prj</u>	<u>Obj</u>	<u>2016-17</u>	<u>2017-18</u>	<u>2017-18</u>	<u>2018-19</u>	<u>2018-19</u>	<u>2019-20</u>
							<u>ACTUAL</u>	<u>ACTUAL</u>	<u>EXPENDED</u>	<u>BUDGET</u>	<u>EXPENDED</u>	<u>BUDGET</u>
Grand	Expense	Totals					64,939.06	56,814.51	20,338.36	82,235.00	31,558.16	0.00

Number of Accounts: 32

***** End of report *****

				2016-17	2017-18	2017-18	2018-19	2018-19	2019-20
Fd	T Loc Obj Func Prj	Fd	T Loc Obj Func Prj	ACTUAL	ACTUAL	EXPENDED	BUDGET	EXPENDED	BUDGET
39									
	REFERENDUM APPROVED DEBT SRVC								
39	R 800 211 500000 000		DISTRICT WIDE/PROPERTY TAX/	430,895.00	460,300.00	460,300.00	462,400.00	462,400.00	0.00
39	R 800 280 500000 000		DISTRICT WIDE/INTEREST ON INVE	241.32	90.42	90.42	0.00	0.00	0.00
39	R --- 2-- ----- ---			431,136.32	460,390.42	460,390.42	462,400.00	462,400.00	0.00
39	- --- --- ----- ---			431,136.32	460,390.42	460,390.42	462,400.00	462,400.00	0.00
Grand Revenue Totals				431,136.32	460,390.42	460,390.42	462,400.00	462,400.00	0.00

Number of Accounts: 2

***** End of report *****

Fd	T	Loc	Obj	Func	Prj	Obj	2016-17 ACTUAL	2017-18 ACTUAL	2017-18 EXPENDED	2018-19 BUDGET	2018-19 EXPENDED	2019-20 BUDGET
281000 LONG-TERM CAPITAL DEBT												
39	E	800	673	281000	000	PRINCIPAL - LONG-TERM LOANS	360,000.00	390,000.00	390,000.00	400,000.00	400,000.00	0.00
39	E	800	683	281000	000	INTEREST - LONG-TERM LOANS	63,085.00	74,200.00	74,200.00	66,400.00	66,400.00	0.00
39	E	---	6--	281000	---	*DEBT REITREMENT	423,085.00	464,200.00	464,200.00	466,400.00	466,400.00	0.00
39	E	---	---	281000	---	*LONG-TERM CAPITAL DEBT	423,085.00	464,200.00	464,200.00	466,400.00	466,400.00	0.00
Grand Expense Totals							423,085.00	464,200.00	464,200.00	466,400.00	466,400.00	0.00

Number of Accounts: 2

***** End of report *****

		2016-17		2017-18		2017-18		2018-19		2018-19		2019-20	
Fd	T Loc Obj Func Prj	Fd	T Loc Obj Func Prj	ACTUAL	ACTUAL	EXPENDED	BUDGET	EXPENDED	BUDGET	EXPENDED	BUDGET	EXPENDED	BUDGET
38		Non-Referendum Debt Service											
38	R 800 211 500000 000			162,055.00	168,205.00	168,205.00	178,105.00	178,105.00	178,105.00			0.00	
38	R 800 280 500000 000			0.04	0.00	0.00	0.00	0.00	0.00			0.00	
38	R --- 2-- ----- ---			162,055.04	168,205.00	168,205.00	178,105.00	178,105.00	178,105.00			0.00	
38	- --- --- ----- ---			162,055.04	168,205.00	168,205.00	178,105.00	178,105.00	178,105.00			0.00	
Grand Revenue Totals				162,055.04	168,205.00	168,205.00	178,105.00	178,105.00	178,105.00			0.00	

Number of Accounts: 2

***** End of report *****

Fd	T	Loc	Obj	Func	Prj	Obj	2016-17 ACTUAL	2017-18 ACTUAL	2017-18 EXPENDED	2018-19 BUDGET	2018-19 EXPENDED	2019-20 BUDGET
282000 REFINANCING												
38	E	800	675	282000	000	PRINCIPAL - LONG-TERM BONDS	140,000.00	150,000.00	150,000.00	165,000.00	165,000.00	0.00
38	E	800	685	282000	000	INTEREST - LONG-TERM BONDS	22,055.00	18,205.00	18,205.00	13,105.00	13,105.00	0.00
38	E	---	6--	282000	---	*DEBT REITREMENT	162,055.00	168,205.00	168,205.00	178,105.00	178,105.00	0.00
38	E	---	---	282000	---	*REFINANCING	162,055.00	168,205.00	168,205.00	178,105.00	178,105.00	0.00
492000 OTHER ADJUSTMENTS												
38	E	800	971	492000	000	REFUND OF PY REV - AIDABLE	1,009.28	0.00	0.00	0.00	0.00	0.00
38	E	---	9--	492000	---	*OTHER EXPENDITURES	1,009.28	0.00	0.00	0.00	0.00	0.00
38	E	---	---	492000	---	* OTHER ADJUSTMENTS	1,009.28	0.00	0.00	0.00	0.00	0.00
Grand Expense Totals							163,064.28	168,205.00	168,205.00	178,105.00	178,105.00	0.00

Number of Accounts: 3

***** End of report *****

										2019-20	
Fd	T	Loc	Obj	Func	Prj	Fd	T	Loc	Obj	Func	Prj
											FUND 30
282000											REFINANCING

38	E	800	675	282000	000	REFINANCING/PRINCIPAL - LONG-TERM BONDS/					175,000.00
----	---	-----	-----	--------	-----	--	--	--	--	--	------------

<u>Bdgt Year</u>	<u>Bdgt Type</u>	<u>Budget Detail Description</u>	<u>Amount</u>
2019-2020	FUND 30	2019-2020 principal payment on debt	175,000.00

38	E	800	685	282000	000	REFINANCING/INTEREST - LONG-TERM BONDS/					7,000.00
----	---	-----	-----	--------	-----	---	--	--	--	--	----------

<u>Bdgt Year</u>	<u>Bdgt Type</u>	<u>Budget Detail Description</u>	<u>Amount</u>
2019-2020	FUND 30	2019-2020 interest payment on debt	7,000.00

38	E	---	6--	282000	---						182,000.00
----	---	-----	-----	--------	-----	--	--	--	--	--	------------

38	E	---	---	282000	---						182,000.00
----	---	-----	-----	--------	-----	--	--	--	--	--	------------

Grand Expense Totals											182,000.00
----------------------	--	--	--	--	--	--	--	--	--	--	------------

Number of Accounts: 2

***** End of report *****

Fd	T	Loc	Obj	Func	Prj	Obj	2016-17	2017-18	2017-18	2018-19	2018-19	2019-20
							ACTUAL	ACTUAL	EXPENDED	BUDGET	EXPENDED	BUDGET
256000 TRANSPORTATION												
80	E	200	341	256741	000	PUPIL TRAVEL	1,738.19	2,233.45	2,233.45	0.00	5,426.18	0.00
80	E	200	3--	256741		*PURCHASED SERVICES	1,738.19	2,233.45	2,233.45	0.00	5,426.18	0.00
80	E	200	341	256742	000	PUPIL TRAVEL	0.00	0.00	0.00	24,000.00	0.00	0.00
80	E	200	341	256742	950	PUPIL TRAVEL	898.62	804.67	804.67	0.00	1,840.91	0.00
80	E	200	341	256742	951	PUPIL TRAVEL	3,499.40	4,060.63	4,060.63	0.00	3,615.86	0.00
80	E	200	341	256742	954	PUPIL TRAVEL	1,869.33	1,816.17	1,816.17	0.00	1,959.42	0.00
80	E	200	341	256742	955	PUPIL TRAVEL	2,376.88	2,141.87	2,141.87	0.00	1,778.11	0.00
80	E	200	341	256742	956	PUPIL TRAVEL	2,089.50	2,603.19	2,603.19	0.00	1,296.40	0.00
80	E	200	341	256742	957	PUPIL TRAVEL	2,428.54	1,702.07	1,702.07	0.00	3,420.98	0.00
80	E	200	341	256742	959	PUPIL TRAVEL	2,542.89	3,030.21	3,030.21	0.00	3,263.31	0.00
80	E	200	341	256742	964	PUPIL TRAVEL	2,166.63	1,891.75	1,118.68	0.00	687.91	0.00
80	E	200	341	256742	966	PUPIL TRAVEL	1,166.87	1,299.61	869.76	0.00	338.97	0.00
80	E	200	341	256742	967	PUPIL TRAVEL	972.60	1,299.63	869.78	0.00	338.97	0.00
80	E	200	3--	256742		*PURCHASED SERVICES	20,011.26	20,649.80	19,017.03	24,000.00	18,540.84	0.00
80	E	200	---	256---		*TRANSPORTATION	21,749.45	22,883.25	21,250.48	24,000.00	23,967.02	0.00
393000 RECREATION ATHLETIC COMM SRVC												
80	E	200	310	393000	000	PERSONAL SERVICES	0.00	0.00	0.00	11,500.00	0.00	0.00
80	E	200	310	393000	950	PERSONAL SERVICES	700.00	750.00	750.00	0.00	480.00	0.00
80	E	200	310	393000	951	PERSONAL SERVICES	1,741.79	1,473.16	1,473.16	0.00	1,238.26	0.00
80	E	200	310	393000	954	PERSONAL SERVICES	582.15	810.56	845.00	0.00	504.00	0.00
80	E	200	310	393000	955	PERSONAL SERVICES	602.80	50.00	50.00	0.00	315.90	0.00
80	E	200	310	393000	956	PERSONAL SERVICES	2,087.87	2,605.75	2,605.75	0.00	2,496.44	0.00
80	E	200	310	393000	957	PERSONAL SERVICES	2,336.69	2,357.40	2,357.40	0.00	2,724.10	0.00
80	E	200	310	393000	959	PERSONAL SERVICES	642.08	714.85	714.85	0.00	544.85	0.00
80	E	200	310	393000	962	PERSONAL SERVICES	0.00	280.00	0.00	0.00	240.00	0.00
80	E	200	310	393000	964	PERSONAL SERVICES	775.00	1,700.00	0.00	0.00	100.00	0.00
80	E	200	310	393000	966	PERSONAL SERVICES	582.54	641.81	480.45	0.00	129.59	0.00
80	E	200	310	393000	967	PERSONAL SERVICES	582.47	1,932.84	1,771.45	0.00	129.57	0.00
80	E	200	342	393000	000	EMPLOYEE TRAVEL	0.00	0.00	0.00	200.00	0.00	0.00
80	E	200	3--	393000		*PURCHASED SERVICES	10,633.39	13,316.37	11,048.06	11,700.00	8,902.71	0.00
80	E	200	411	393000	000	GENERAL SUPPLIES	119.70	691.77	520.77	3,500.00	0.00	0.00
80	E	200	411	393000	950	GENERAL SUPPLIES	530.54	16.99	16.99	0.00	179.25	0.00
80	E	200	411	393000	951	GENERAL SUPPLIES	10.64	63.80	63.80	0.00	526.51	0.00

Fd	T	Loc	Obj	Func	Prj	Obj	2016-17 ACTUAL	2017-18 ACTUAL	2017-18 EXPENDED	2018-19 BUDGET	2018-19 EXPENDED	2019-20 BUDGET
393000 RECREATION ATHLETIC COMM SRVC												
80	E	200	411	393000	954	GENERAL SUPPLIES	10.64	339.50	339.50	0.00	295.09	0.00
80	E	200	411	393000	955	GENERAL SUPPLIES	80.05	16.99	16.99	0.00	153.75	0.00
80	E	200	411	393000	956	GENERAL SUPPLIES	10.65	155.51	155.51	0.00	14.00	0.00
80	E	200	411	393000	957	GENERAL SUPPLIES	10.64	155.51	155.51	0.00	14.00	0.00
80	E	200	411	393000	959	GENERAL SUPPLIES	461.39	388.75	388.75	0.00	384.45	0.00
80	E	200	411	393000	966	GENERAL SUPPLIES	10.65	44.10	17.00	0.00	21.87	0.00
80	E	200	411	393000	967	GENERAL SUPPLIES	10.64	44.11	17.00	0.00	21.87	0.00
80	E	200	420	393000	950	APPAREL	0.00	0.00	0.00	0.00	1,865.91	0.00
80	E	200	440	393000	000	NON-CAPITAL EQUIPMENT	0.00	0.00	0.00	3,639.00	0.00	0.00
80	E	200	4--	393000		*NON-CAPITAL OBJECTS	1,255.54	1,917.03	1,691.82	7,139.00	3,476.70	0.00
80	E	200	551	393000	951	EQUIP ADDITION - NON-F/A	0.00	0.00	0.00	0.00	2,589.71	0.00
80	E	200	5--	393000		*CAPITAL OBJECTS	0.00	0.00	0.00	0.00	2,589.71	0.00
80	E	200	940	393000	000	DUES AND FEES	150.00	250.00	250.00	0.00	250.00	0.00
80	E	200	940	393000	954	DUES AND FEES	180.00	160.00	160.00	0.00	180.00	0.00
80	E	200	940	393000	955	DUES AND FEES	700.00	200.00	250.00	0.00	295.00	0.00
80	E	200	940	393000	959	DUES AND FEES	400.00	425.00	425.00	0.00	450.00	0.00
80	E	200	940	393000	966	DUES AND FEES	212.50	212.50	0.00	0.00	150.00	0.00
80	E	200	940	393000	967	DUES AND FEES	212.50	212.50	0.00	0.00	150.00	0.00
80	E	200	9--	393000		*OTHER EXPENDITURES	1,855.00	1,460.00	1,085.00	0.00	1,475.00	0.00
80	E	200	---	393---		*RECREATION ATHLETIC COMM SR	13,743.93	16,693.40	13,824.88	18,839.00	16,444.12	0.00
80	E	200	---	-----		*MEDFORD AREA MIDDLE SCHOOL	35,493.38	39,576.65	35,075.36	42,839.00	40,411.14	0.00
Grand Expense Totals							35,493.38	39,576.65	35,075.36	42,839.00	40,411.14	0.00

Number of Accounts: 44

***** End of report *****

						2019-20		
Fd T Loc Obj Func	Prj	Fd T Loc Obj Func	Prj		CO-CURR			
256000		TRANSPORTATION						
80 E 200 341 256742 000		ATHLETIC TRANSPORTATION/PUPIL TRAVEL/			26,000.00			
<u>Bdgt Year</u>	<u>Bdgt Type</u>	<u>Budget Detail Description</u>				<u>Amount</u>		
2019-2020	CO-CURR	MAMS Co-curricular transportation				26,000.00		
80 E 200 3-- 256742					26,000.00			
80 E 200 --- 256---					26,000.00			
393000		RECREATION ATHLETIC COMM SRVC						
80 E 200 110 393000 000		RECREATION ATHLETIC COMM SRVC/CERTIFIED			39,000.00			
<u>Bdgt Year</u>	<u>Bdgt Type</u>	<u>Budget Detail Description</u>				<u>Amount</u>		
2019-2020	CO-CURR	MAMS Co-curricular Salary				39,000.00		
80 E 200 150 393000 000		RECREATION ATHLETIC COMM SRVC/CHAPERONE			5,000.00			
<u>Bdgt Year</u>	<u>Bdgt Type</u>	<u>Budget Detail Description</u>				<u>Amount</u>		
2019-2020	CO-CURR	MAMS Co-curricular chaperone pay				5,000.00		
80 E 200 1-- 393000					44,000.00			
80 E 200 212 393000 000		RECREATION ATHLETIC COMM SRVC/RETIREMENT			2,200.00			
<u>Bdgt Year</u>	<u>Bdgt Type</u>	<u>Budget Detail Description</u>				<u>Amount</u>		
2019-2020	CO-CURR	MAMS Co-curricular benefits				2,200.00		
80 E 200 220 393000 000		RECREATION ATHLETIC COMM SRVC/SOCIAL SEC			2,300.00			
<u>Bdgt Year</u>	<u>Bdgt Type</u>	<u>Budget Detail Description</u>				<u>Amount</u>		
2019-2020	CO-CURR	MAMS Co-curricular Social Security				2,300.00		
80 E 200 2-- 393000					4,500.00			
80 E 200 310 393000 000		RECREATION ATHLETIC COMM SRVC/PERSONAL S			11,500.00			
<u>Bdgt Year</u>	<u>Bdgt Type</u>	<u>Budget Detail Description</u>				<u>Amount</u>		
2019-2020	CO-CURR	MAMS Co-curricular for payment of workers and referees				11,500.00		
80 E 200 342 393000 000		RECREATION ATHLETIC COMM SRVC/EMPLOYEE T			200.00			
<u>Bdgt Year</u>	<u>Bdgt Type</u>	<u>Budget Detail Description</u>				<u>Amount</u>		
2019-2020	CO-CURR	MAMS Co-curricular travel				200.00		
80 E 200 3-- 393000					11,700.00			
80 E 200 411 393000 000		RECREATION ATHLETIC COMM SRVC/GENERAL SU			3,500.00			
<u>Bdgt Year</u>	<u>Bdgt Type</u>	<u>Budget Detail Description</u>				<u>Amount</u>		
2019-2020	CO-CURR	General supplies for MAMS Co-curricular				3,500.00		
80 E 200 420 393000 000		RECREATION ATHLETIC COMM SRVC/APPAREL/			6,000.00			
<u>Bdgt Year</u>	<u>Bdgt Type</u>	<u>Budget Detail Description</u>				<u>Amount</u>		
2019-2020	CO-CURR	Uniforms for teams				6,000.00		
80 E 200 440 393000 000		RECREATION ATHLETIC COMM SRVC/NON-CAPITA			1,110.00			
<u>Bdgt Year</u>	<u>Bdgt Type</u>	<u>Budget Detail Description</u>				<u>Amount</u>		
2019-2020	CO-CURR	Dues for MAMS Co-curricular				1,110.00		
80 E 200 4-- 393000					10,610.00			
80 E 200 --- 393---					70,810.00			
80 E 200 --- -----					96,810.00			
Grand Expense Totals					96,810.00			

Number of Accounts: 10

Fd	T	Loc	Obj	Func	Prj	Obj	2016-17 ACTUAL	2017-18 ACTUAL	2017-18 EXPENDED	2018-19 BUDGET	2018-19 EXPENDED	2019-20 BUDGET
110000 UNDIFFERENTIATED CURRICULUM												
80	E	800	411	110000	740	GENERAL SUPPLIES	0.00	0.00	806.74	0.00	0.00	0.00
80	E	800	---	110000	---	*DISTRICT WIDE	0.00	0.00	806.74	0.00	0.00	0.00
80	E	---	---	110000	---	*UNDIFFERENTIATED CURRICULUM	0.00	0.00	806.74	0.00	0.00	0.00
221100 DIRECTION OF IMPROV OF INSTRUC												
80	E	800	351	221100	740	ADVERTISING	0.00	159.00	159.00	0.00	0.00	0.00
80	E	800	---	221100	---	*DISTRICT WIDE	0.00	159.00	159.00	0.00	0.00	0.00
80	E	---	---	221100	---	*DIRECTION OF IMPROV OF INST	0.00	159.00	159.00	0.00	0.00	0.00
240000 BUILDING ADMINISTRATION												
80	E	100	110	240000	740	CERTIFIED SALARIES	4,069.19	2,723.73	2,704.48	5,000.00	1,117.63	0.00
80	E	100	212	240000	740	RETIREMENT - EMPLOYER SHARE	155.27	125.64	124.35	300.00	72.95	0.00
80	E	100	220	240000	740	SOCIAL SECURITY	226.68	167.04	165.87	400.00	68.21	0.00
80	E	100	229	240000	740	MEDICARE	53.02	39.07	38.80	75.00	15.98	0.00
80	E	100	---	240000	---	*MEDFORD AREA ELEMENTARY SCH	4,504.16	3,055.48	3,033.50	5,775.00	1,274.77	0.00
80	E	101	110	240000	740	CERTIFIED SALARIES	2,810.96	10,513.70	9,790.27	9,000.00	4,297.48	0.00
80	E	101	212	240000	740	RETIREMENT - EMPLOYER SHARE	188.72	103.85	100.61	150.00	89.03	0.00
80	E	101	220	240000	740	SOCIAL SECURITY	171.87	650.48	605.67	600.00	265.28	0.00
80	E	101	229	240000	740	MEDICARE	40.18	152.07	141.59	150.00	61.98	0.00
80	E	101	---	240000	---	*STETSONVILLE ELEMENTARY SCH	3,211.73	11,420.10	10,638.14	9,900.00	4,713.77	0.00
80	E	200	110	240000	740	CERTIFIED SALARIES	1,809.50	2,572.50	2,457.00	2,200.00	2,295.23	0.00
80	E	200	212	240000	740	RETIREMENT - EMPLOYER SHARE	121.43	116.80	109.06	175.00	151.57	0.00
80	E	200	220	240000	740	SOCIAL SECURITY	108.48	155.77	148.86	175.00	137.40	0.00
80	E	200	229	240000	740	MEDICARE	25.38	36.41	34.80	50.00	32.17	0.00
80	E	200	---	240000	---	*MEDFORD AREA MIDDLE SCHOOL	2,064.79	2,881.48	2,749.72	2,600.00	2,616.37	0.00
80	E	800	110	240000	740	CERTIFIED SALARIES	1,058.38	0.00	0.00	2,000.00	57.75	0.00
80	E	800	130	240000	740	ASSISTANT SALARIES	13,517.28	14,317.53	0.00	13,000.00	0.00	0.00
80	E	800	140	240000	740	STUDENT SALARIES	23,903.69	22,241.49	21,063.35	23,550.00	16,158.88	0.00
80	E	800	212	240000	740	RETIREMENT - EMPLOYER SHARE	942.30	966.39	0.00	150.00	3.77	0.00
80	E	800	220	240000	740	SOCIAL SECURITY	855.38	829.86	0.00	100.00	11.29	0.00
80	E	800	229	240000	740	MEDICARE	200.07	194.09	0.00	25.00	2.64	0.00

Fd	T	Loc	Obj	Func	Prj	Obj	2016-17 ACTUAL	2017-18 ACTUAL	2017-18 EXPENDED	2018-19 BUDGET	2018-19 EXPENDED	2019-20 BUDGET
240000 BUILDING ADMINISTRATION												
80	E	800	243	240000	740	DENTAL INSURANCE	686.16	686.16	0.00	700.00	0.00	0.00
80	E	800	244	240000	740	HEALTH INSURANCE	5,797.74	7,708.20	0.00	6,000.00	0.00	0.00
80	E	800	249	240000	740	HSA BENEFIT	3,199.98	1,999.98	0.00	3,300.00	0.00	0.00
80	E	800	251	240000	740	INCOME PROTECTION INSURANCE	47.30	49.36	0.00	0.00	0.00	0.00
80	E	800	310	240000	740	PERSONAL SERVICES	27,029.90	14,905.60	13,581.24	30,000.00	16,067.08	0.00
80	E	800	320	240000	740	PROPERTY SERVICE	4,000.00	4,000.00	4,000.00	4,500.00	4,000.00	0.00
80	E	800	342	240000	740	EMPLOYEE TRAVEL	81.00	119.22	47.19	0.00	155.93	0.00
80	E	800	351	240000	740	ADVERTISING	0.00	147.70	147.70	0.00	0.00	0.00
80	E	800	389	240000	740	PAYMENT TO WTCS DISTRICT	2,277.70	0.00	0.00	0.00	1,498.69	0.00
80	E	800	411	240000	740	GENERAL SUPPLIES	3,407.28	3,281.99	2,215.88	4,200.00	3,245.78	0.00
80	E	800	---	240000	---	*DISTRICT WIDE	87,004.16	71,447.57	41,055.36	87,525.00	41,201.81	0.00
80	E	---	---	240000	---	*BUILDING ADMINISTRATION	96,784.84	88,804.63	57,476.72	105,800.00	49,806.72	0.00
256770 FIELD TRIPS												
80	E	800	341	256770	740	PUPIL TRAVEL	177.67	161.51	161.51	500.00	0.00	0.00
80	E	800	---	256770	---	*DISTRICT WIDE	177.67	161.51	161.51	500.00	0.00	0.00
80	E	---	---	256770	---	*FIELD TRIPS	177.67	161.51	161.51	500.00	0.00	0.00
Grand Expense Totals							96,962.51	89,125.14	58,603.97	106,300.00	49,806.72	0.00

Number of Accounts: 31

***** End of report *****

										2019-20			
Fd	T	Loc	Obj	Func	Prj	Fd	T	Loc	Obj	Func	Prj	CLC	
80	E	800	243	240000	740	(continued)							
80	E	800	243	240000	740	(continued)							
													<u>Amount</u>
													800.00
80	E	800	244	240000	740	BUILDING ADMINISTRATION/HEALTH INSURANCE						9,000.00	
													<u>Amount</u>
													9,000.00
80	E	800	249	240000	740	BUILDING ADMINISTRATION/HSA BENEFIT/AFTE						2,000.00	
													<u>Amount</u>
													2,000.00
80	E	---	2--	240000	---							16,100.00	
80	E	800	310	240000	740	BUILDING ADMINISTRATION/PERSONAL SERVICE						25,000.00	
													<u>Amount</u>
													25,000.00
80	E	800	320	240000	740	BUILDING ADMINISTRATION/PROPERTY SERVICE						5,000.00	
													<u>Amount</u>
													5,000.00
80	E	---	3--	240000	---							30,000.00	
80	E	800	411	240000	740	BUILDING ADMINISTRATION/GENERAL SUPPLIES						5,000.00	
													<u>Amount</u>
													5,000.00
80	E	800	341	256770	740	FIELD TRIPS/PUPIL TRAVEL/AFTER SCHOOL GR						500.00	
													<u>Amount</u>
													500.00
80	E	---	3--	256770	---							500.00	
80	E	---	---	256770	---							500.00	
Grand Expense Totals											106,300.00		

Number of Accounts: 25

***** End of report *****

Fd	T	Loc	Obj	Func	Prj	Obj	2016-17 ACTUAL	2017-18 ACTUAL	2017-18 EXPENDED	2018-19 BUDGET	2018-19 EXPENDED	2019-20 BUDGET
110000 UNDIFFERENTIATED CURRICULUM												
99	E	800	130	110000	394	ASSISTANT SALARIES	14,884.80	15,968.33	14,763.40	0.00	15,337.94	0.00
99	E	800	1--	110000	394	*SALARIES	14,884.80	15,968.33	14,763.40	0.00	15,337.94	0.00
99	E	800	---	11----	394	*UNDIFFERENTIATED CURRICULUM	14,884.80	15,968.33	14,763.40	0.00	15,337.94	0.00
120000 REGULAR CURRICULUM												
99	E	800	310	129100	394	PERSONAL SERVICES	180.00	195.00	195.00	0.00	57.75	0.00
99	E	800	320	129100	394	PROPERTY SERVICE	1,049.00	234.00	234.00	1,000.00	62.00	0.00
99	E	800	341	129100	394	PUPIL TRAVEL	449.99	0.00	0.00	500.00	273.62	0.00
99	E	800	342	129100	394	EMPLOYEE TRAVEL	400.80	40.17	40.17	1,000.00	167.41	0.00
99	E	800	358	129100	394	ON-LINE COMMUNICATIONS	5,690.00	7,104.00	7,104.00	6,500.00	7,281.00	0.00
99	E	800	3--	129100	394	*PURCHASED SERVICES	7,769.79	7,573.17	7,573.17	9,000.00	7,841.78	0.00
99	E	800	411	129100	394	GENERAL SUPPLIES	4,897.45	3,200.65	3,110.66	4,300.00	2,186.74	0.00
99	E	800	439	129100	394	OTHER MEDIA	0.00	85.25	85.25	0.00	0.00	0.00
99	E	800	440	129100	394	NON-CAPITAL EQUIPMENT	248.00	0.00	0.00	1,000.00	0.00	0.00
99	E	800	470	129100	394	TEXTBOOKS	0.00	0.00	0.00	4,000.00	0.00	0.00
99	E	800	4--	129100	394	*NON-CAPITAL OBJECTS	5,145.45	3,285.90	3,195.91	9,300.00	2,186.74	0.00
99	E	800	537	129100	394	BUILDING RENTAL	16,240.00	16,483.60	16,483.60	16,700.00	16,730.85	0.00
99	E	800	551	129100	394	EQUIP ADDITION - NON-F/A	424.50	990.62	0.00	0.00	0.00	0.00
99	E	800	5--	129100	394	*CAPITAL OBJECTS	16,664.50	17,474.22	16,483.60	16,700.00	16,730.85	0.00
99	E	800	---	12----	394	*REGULAR CURRICULUM	29,579.74	28,333.29	27,252.68	35,000.00	26,759.37	0.00
99	E	800	---	-----	394	*ALTERNATIVE EDUCATION PROGR	44,464.54	44,301.62	42,016.08	35,000.00	42,097.31	0.00
Grand Expense Totals							44,464.54	44,301.62	42,016.08	35,000.00	42,097.31	0.00

Number of Accounts: 12

***** End of report *****

			2019-20		
Fd T Loc Obj Func	Prj	Fd T Loc Obj Func	Prj	ALT EDUC	
110000		UNDIFFERENTIATED CURRICULUM			
100		SALARIES			
99 E 800 110 110000 394		UNDIFFERENTIATED CURRICULUM/CERTIFIED SA		174,000.00	
<u>Bdgt Year</u>	<u>Bdgt Type</u>	<u>Budget Detail Description</u>		<u>Amount</u>	
2019-2020	ALT EDUC	Estimated salary and benefits for the alternative school program		174,000.00	
99 E --- 1-- 110000 ---				174,000.00	
99 E --- --- 110--- ---				174,000.00	
129000		OTHER REGULAR CURRICULUM			
300		PURCHASED SERVICES			
99 E 800 320 129100 394		CAREER DEVELOPMENT - MASTERY/PROPERTY SE		200.00	
<u>Bdgt Year</u>	<u>Bdgt Type</u>	<u>Budget Detail Description</u>		<u>Amount</u>	
2019-2020	ALT EDUC	Miscellaneous property service		200.00	
99 E 800 341 129100 394		CAREER DEVELOPMENT - MASTERY/PUPIL TRAVE		500.00	
<u>Bdgt Year</u>	<u>Bdgt Type</u>	<u>Budget Detail Description</u>		<u>Amount</u>	
2019-2020	ALT EDUC	Pupil Travel		500.00	
99 E 800 342 129100 394		CAREER DEVELOPMENT - MASTERY/EMPLOYEE TR		500.00	
<u>Bdgt Year</u>	<u>Bdgt Type</u>	<u>Budget Detail Description</u>		<u>Amount</u>	
2019-2020	ALT EDUC	Employee travel-mileage reimbursement for conferences etc.		500.00	
99 E 800 358 129100 394		CAREER DEVELOPMENT - MASTERY/ON-LINE COM		7,800.00	
<u>Bdgt Year</u>	<u>Bdgt Type</u>	<u>Budget Detail Description</u>		<u>Amount</u>	
2019-2020	ALT EDUC	Online communication-Pearson Gradpoint		7,800.00	
99 E --- 3-- 129100 ---				9,000.00	
400		NON-CAPITAL OBJECTS			
99 E 800 411 129100 394		CAREER DEVELOPMENT - MASTERY/GENERAL SUP		4,300.00	
<u>Bdgt Year</u>	<u>Bdgt Type</u>	<u>Budget Detail Description</u>		<u>Amount</u>	
2019-2020	ALT EDUC	General supplies for activities including cookout, work skills, job training and program activities		4,300.00	
99 E 800 440 129100 394		CAREER DEVELOPMENT - MASTERY/NON-CAPITAL		1,000.00	
<u>Bdgt Year</u>	<u>Bdgt Type</u>	<u>Budget Detail Description</u>		<u>Amount</u>	
2019-2020	ALT EDUC	Miscellaneous small equipment		1,000.00	
99 E 800 470 129100 394		CAREER DEVELOPMENT - MASTERY/TEXTBOOKS/A		4,000.00	
<u>Bdgt Year</u>	<u>Bdgt Type</u>	<u>Budget Detail Description</u>		<u>Amount</u>	
2019-2020	ALT EDUC	Textbooks		4,000.00	
99 E --- 4-- 129100 ---				9,300.00	
500		CAPITAL OBJECTS			
99 E 800 537 129100 394		CAREER DEVELOPMENT - MASTERY/BUILDING RE		18,700.00	
<u>Bdgt Year</u>	<u>Bdgt Type</u>	<u>Budget Detail Description</u>		<u>Amount</u>	
2019-2020	ALT EDUC	Rent paid to Taylor County for rooms at TCEC		18,700.00	
99 E --- 5-- 129100 ---				18,700.00	
99 E --- --- 129--- ---				37,000.00	
Grand Expense Totals				211,000.00	

Number of Accounts: 9

Treasurer's Report – (Cash Balance Report) Balance Sheet As of April 30, 2019

The Balance Sheet is a report listing the assets and liabilities of the District. This report includes, but is not limited to: cash, accounts receivable, accounts payable, other liabilities, and the fund balance accounts.

The Medford Area Public School District has checking and savings accounts that are used for the current and general operations of the district. The accounts are:

Function 711100-711109 includes the General checking account from Nicolet National Bank and the Payroll account from Abby Bank.

Function 711210-711219 Petty Cash Accounts

Function 712000 Post Retirement Account

Function 712200 Local Government Investment Pool

The cash balance from the prior month is shown under the title of beginning balance. The districts expenditures should remain at the same level through May. The cash balance received a boost in March with a receipt of an aid payment from the State. This receipt was the last major influx of cash into the District. We used \$750,000 of our line of credit at Abby Bank for the April month end payroll.

Medford Area Public School District
 Budget Actual Fund 10-General

Thru
 April

	Budget	Actual	Difference	Through March	April	
Salaries, Wages and benefits	15,348,738	10,641,339	4,707,399	9,400,477	1,240,862	
Instructional Budget						
MAES/SES	204,803	166,866	37,937	162,174	4,692	Dan/Don
MAMS	188,679	154,181	34,498	151,098	3,083	Al
MASH	335,040	302,032	33,008	291,511	10,521	Jill
Co-Curricular	168,400	171,918	(3,518)	142,984	28,934	Andy
Student Services	17,438	8,445	8,993	8,087	358	Joseph
Carl Perkins-fully funded	19,686	12,675	7,011	11,888	787	Laura
Title IA fully funded	27,750	21,163	6,587	21,115	48	Laura
Remediation Part Grant	25,365	27,018	(1,653)	27,018	-	Laura
Gifted and Talented	11,125	9,234	1,891	9,214	20	Laura
Interpreters	5,000	18,544	(13,544)	15,088	3,456	Joseph
Improvement of Instruction	43,400	21,557	21,843	13,084	8,473	Laura
Hwy 13 Consortium Grant	-	22,186	(22,186)	14,483	7,703	Laura
Project Lead the Way	5,200	3,877	1,323	3,877	-	Laura
Title IV New	-	12,524	(12,524)	12,524	-	Laura
Support Media Technology	315,473	319,115	(3,642)	318,501	614	Dennis
Instructional Media Technology	8,249	7,629	620	7,629	-	Dennis
Audio-Visual	11,023	8,994	2,029	8,982	12	Laura
Staff Development	7,165	6,189	976	6,189	-	Laura
Title II-A (Grant Fully Funded)	27,000	19,122	7,878	19,122	-	Laura
School Forest	250	316	(66)	316	-	Laura
Total Instructional	1,421,046	1,313,584	107,462	1,244,884	68,700	
Operations and Maintenance Budget						
Operations	559,980	504,612	55,368	452,773	51,839	Dave
Maintenance	602,375	507,813	94,562	487,381	20,432	Dave
Safety Grant	-	108,721	(108,721)	94,943	13,778	Dave
From Fund Balance Field/Demo	-	536,675	(536,675)	536,675	-	Dave
Total Oper and Main	1,162,355	1,657,821	(495,466)	1,571,772	86,049	
Total Transportation	1,154,854	753,204	401,650	755,454	(2,250)	Jeff
All Other Budgets						
Central Administration	70,650	61,044	9,606	51,689	9,355	Pat
Fiscal	58,000	57,543	457	56,841	702	Jeff
Central Services	200,600	163,119	37,481	151,379	11,740	Jeff
Insurance and Judgments	190,000	154,977	35,023	138,491	16,486	Jeff
Debt Services	7,500	8,175	(675)	8,175	-	Jeff
Other Support Services	3,920	3,641	279	3,641	-	Jeff
Non Program Transactions	375,000	613	374,387	-	613	Jeff
Transfer to Fund 80/99	2,997,460	-	2,997,460	-	-	Jeff
	3,903,130	449,112	3,454,018	410,216	38,896	
Transfer to Fund 27	3,179,835	-	3,179,835	-	-	
Total Expenditures	26,169,958	14,815,060	11,354,898	13,382,803	1,432,257	

Co-Curricular Salary and Benefits

Middle School

Football	3,113.89
Volleyball	8,374.98
Swim-Girls	3,038.23
Cross Country	3,112.90
Basketball-Girls	5,189.90
Basketball-Boys	5,006.91
Wrestling	2,714.00
Gymnastics	887.04
Softball	-
Track-Girls	-
Track-Boys	33.68
District Wide	-
Co-curricular-ACADEMIC	4,798.54
	<u>36,270.07</u>

Budget 247,300

Co-curricular budget

Football	2,525.16
Volleyball	4,017.30
Swim-Girls	979.09
Cross Country	764.65
Basketball-Girls	2,510.44
Basketball-Boys	2,738.10
Swim-Boys	-
Wrestling	1,379.30
Gymnastics	-
Softball	100.00
Track-Girls	198.65
Track-Boys	198.64
District Wide Co-Curricular	250.00
Co-Curricular-ACADEMIC	757.69
	<u>16,419.02</u>

Budget 187,239

Co-Curricular Salary and Benefits

High School

Football	16,614.94
Volleyball	10,064.58
Soccer-Boys	5,613.44
Tennis-Girls	3,560.34
Swim-Girls	3,950.71
Cross Country	5,885.26
Basketball-Girls	9,747.43
Basketball-Boys	8,184.58
Swim-Boys	4,486.02
Wrestling	6,740.01
Hockey-Girls	5,970.27
Hockey-Boys	5,759.87
Gymnastics	3,821.58
Baseball	3,861.45
Softball	4,480.54
Soccer-Girls	455.63
Track-Girls	1,315.04
Track-Boys	1,314.89
Tennis-Boys	1,769.78
Golf	3,552.63
Curling	-
District Wide	1,072.85
Co-curricular-ACADEMIC	15,136.20
	<u>123,358.04</u>

Remaining

Co-curricular budget

Football	20,209.11
Volleyball	10,090.51
Soccer-Boys	4,551.19
Tennis-Girls	2,610.68
Swim-Girls	2,684.31
Cross Country	3,326.39
Basketball-Girls	8,345.14
Basketball-Boys	9,206.72
Swim-Boys	2,935.94
Wrestling	5,918.63
Hockey-Girls	13,879.38
Hockey-Boys	15,178.76
Gymnastics	11,123.64
Baseball	9,395.96
Softball	2,718.88
Soccer-Girls	2,976.19
Track-Girls	17,345.19
Track-Boys	17,639.03
Tennis-Boys	828.84
Golf	1,410.51
Curling	3,166.38
District Wide Co-Curricular	5,295.30
Co-Curricular-ACADEMIC	323.82
	<u>171,160.50</u>

Remaining

Total

-
19,728.83
18,439.56
5,613.44
3,560.34
6,988.94
8,998.16
14,937.33
13,191.49
4,486.02
9,454.01
5,970.27
5,759.87
4,708.62
3,861.45
4,480.54
455.63
1,315.04
1,348.57
1,769.78
3,552.63
-
1,072.85
19,934.74
<u>159,628.11</u>

87,671.89

(340.52)

Transportation

Football	1,840.91
Volleyball	3,615.86
Swim-Girls	1,959.42
Cross Country	1,778.11
Basketball-Girls	1,296.40
Basketball-Boys	3,420.98
Wrestling	3,263.31
Gymnastics	-
Softball	-
Track-Girls	-
Track-Boys	-
Other	-
	<u>17,174.99</u>

Budget 123,840

Total 69,864.08

Budget 558,379

By Sport:

Football	7,479.96
Volleyball	16,008.14
Swim-Girls	5,976.74
Cross Country	5,655.66
Basketball-Girls	8,996.74
Basketball-Boys	11,165.99
Wrestling	7,356.61
Gymnastics	887.04
Softball	100.00
Track-Girls	198.65
Track-Boys	232.32
District Wide	-
Not defined	250.00
Co-curricular academic	64,307.85
Total	<u>69,864.08</u>

Transportation

Football	7,361.21	9,202.12
Volleyball	7,529.66	11,145.52
Soccer-Boys	5,598.39	5,598.39
Tennis-Girls	2,404.49	2,404.49
Swim-Girls	3,789.90	5,749.32
Cross Country	5,003.79	6,781.90
Basketball-Girls	3,657.41	4,953.81
Basketball-Boys	6,139.40	9,560.38
Swim-Boys	2,868.78	2,868.78
Wrestling	8,110.81	11,374.12
Hockey-Girls	6,135.48	6,135.48
Hockey-Boys	6,497.67	6,497.67
Gymnastics	2,639.12	2,639.12
Baseball	-	-
Softball	-	-
Soccer-Girls	-	-
Track-Girls	-	-
Track-Boys	-	-
Tennis-Boys	-	-
Golf	-	-
Curling	1,403.14	1,403.14
	<u>69,139.25</u>	<u>86,314.24</u>

Remaining 37,525.76

363,657.79 433,521.87

Remaining 124,857.13

District Wide	-	-
Football	44,185.26	51,665.22
Volleyball	27,684.75	43,692.89
Soccer-Boys	15,763.02	15,763.02
Tennis-Girls	8,575.51	8,575.51
Swim-Girls	10,424.92	16,401.66
Cross Country	14,215.44	19,871.10
Basketball-Girls	21,749.98	30,746.72
Basketball-Boys	23,530.70	34,696.69
Swim-Boys	10,290.74	10,290.74
Wrestling	20,769.45	28,126.06
Hockey-Girls	25,985.13	25,985.13
Hockey-Boys	27,436.30	27,436.30
Gymnastics	17,584.34	18,471.38
Baseball	13,257.41	13,257.41
Softball	7,199.42	7,299.42
Soccer-Girls	3,431.82	3,431.82
Track-Girls	18,660.23	18,858.88
Track-Boys	18,953.92	19,186.24
Tennis-Boys	2,598.62	2,598.62
Golf	4,963.14	4,963.14
Curling	5,642.37	5,642.37
Not defined	5,295.30	5,545.30
Co-curricular academic	348,197.77	412,505.62
Total	<u>363,657.79</u>	<u>433,521.87</u>

							Beginning	April 2018-19	April 2018-19	2018-19	2018-19	Ending
Fd T Loc Obj Func Prj	Fd T Loc Obj Func Prj	Balance	Debits	Credits	FY Debits	FY Credits	Balance					
10 A 000 000 711100 000	CASH ON DEPOSIT//GENERAL FUND	-1,092,507.27	4,040,581.71	2,991,744.57	43,183,370.31	36,468,145.33	6,164,979.79					
21 A 000 000 711100 000	CASH ON DEPOSIT//GIFT FUND	118,835.22	19,583.20	37,111.92	900,710.50	1,090,472.82	-67,576.17					
27 A 000 000 711100 000	CASH ON DEPOSIT//SPECIAL EDUCA	0.00	183,916.52	645,136.56	1,823,394.24	5,659,841.54	-3,717,204.13					
38 A 000 000 711100 000	CASH ON DEPOSIT//Non-Referendu	0.03	0.00	0.00	178,105.00	0.00	178,105.03					
39 A 000 000 711100 000	CASH ON DEPOSIT//REFERENDUM AP	33,536.30	0.00	0.00	462,400.00	0.00	495,936.30					
50 A 000 000 711100 000	CASH ON DEPOSIT//FOOD SERVICE	272,408.94	9,828.76	26,587.87	122,134.25	902,539.45	-437,232.48					
72 A 000 000 711100 000	CASH ON DEPOSIT//PRIVATE PURPO	78,803.51	1,575.00	1,400.00	56,049.08	49,525.10	85,327.49					
80 A 000 000 711100 000	CASH ON DEPOSIT//COMMUNITY SER	96,461.53	3,492.86	13,182.79	267,102.35	183,697.42	192,285.24					
99 A 000 000 711100 000	CASH ON DEPOSIT//OTHER PKG/COO	-170,763.39	113,229.10	417,128.99	1,407,156.35	5,125,665.71	-3,735,877.28					
21 A 000 000 711106 000	CASH ON DEPOSIT - MAES//GIFT F	65,196.90	0.00	0.00	0.00	0.00	65,196.90					
21 A 000 000 711107 000	CASH ON DEPOSIT - SES//GIFT FU	2,841.60	0.00	0.00	0.00	0.00	2,841.60					
21 A 000 000 711108 000	CASH ON DEPOSIT - MAMS//GIFT F	4,836.24	0.00	0.00	0.00	0.00	4,836.24					
21 A 000 000 711109 000	CASH ON DEPOSIT - MASH//GIFT F	400.00	0.00	0.00	0.00	0.00	400.00					
-- A --- --- 71110- ---		-589,950.39	4,372,207.15	4,132,292.70	48,400,422.08	49,479,887.37	-767,981.47					
10 A 000 000 711150 000	CASH ON HAND - FOOD SERVICE//G	26,748.87	19.35	75,732.63	2,315.72	504,717.05	-475,652.46					
50 A 000 000 711150 000	CASH ON HAND - FOOD SERVICE//F	0.00	0.00	0.00	419,758.74	0.00	419,758.74					
80 A 000 000 711150 000	CASH ON HAND - FOOD SERVICE//C	0.00	0.00	0.00	18,516.75	0.00	18,516.75					
-- A --- --- 71115- ---		26,748.87	19.35	75,732.63	440,591.21	504,717.05	-37,376.97					
-- A --- --- 7111-- ---		-563,201.52	4,372,226.50	4,208,025.33	48,841,013.29	49,984,604.42	-805,358.44					
10 A 000 000 711210 000	PETTY CASH//GENERAL FUND	165.00	0.00	0.00	800.00	0.00	965.00					
-- A --- --- 71121- ---		165.00	0.00	0.00	800.00	0.00	965.00					
-- A --- --- 7112-- ---		165.00	0.00	0.00	800.00	0.00	965.00					
73 A 000 000 712000 000	INVESTMENTS//FIDUCIARY FUND	3,267,886.29	0.00	0.00	80,467.00	65,467.00	3,282,886.29					
-- A --- --- 71200- ---		3,267,886.29	0.00	0.00	80,467.00	65,467.00	3,282,886.29					
-- A --- --- 7120-- ---		3,267,886.29	0.00	0.00	80,467.00	65,467.00	3,282,886.29					
10 A 000 000 712200 000	STATE INVESTMENT POOL//GENERAL	1,022.97	2.13	0.00	19.51	0.00	1,042.48					
-- A --- --- 71220- ---		1,022.97	2.13	0.00	19.51	0.00	1,042.48					
-- A --- --- 7122-- ---		1,022.97	2.13	0.00	19.51	0.00	1,042.48					
10 A 000 000 712400 000	REPURCHASE AGREEMENT//GENERAL	4,135,292.11	163,753.70	2,100,000.00	23,906,885.82	29,041,349.34	-999,171.41					
27 A 000 000 712400 000	REPURCHASE AGREEMENT//SPECIAL	0.00	126,882.43	0.00	1,325,260.58	0.00	1,325,260.58					
38 A 000 000 712400 000	REPURCHASE AGREEMENT//Non-Refere	0.00	0.00	0.00	0.00	178,105.00	-178,105.00					

							Beginning	April 2018-19	April 2018-19	2018-19	2018-19	Ending
Fd	T	Loc	Obj	Func	Prj		Balance	Debits	Credits	FY Debits	FY Credits	Balance
39	A	000	000	712400	000	REPURCHASE AGREEMENT//REFEREND	0.00	0.00	0.00	0.00	466,400.00	-466,400.00
50	A	000	000	712400	000	REPURCHASE AGREEMENT//FOOD SER	0.00	81,265.87	3,874.28	375,605.58	15,226.50	360,379.08
--	A	---	---	71240-	---		4,135,292.11	371,902.00	2,103,874.28	25,607,751.98	29,701,080.84	41,963.25
--	A	---	---	7124--	---		4,135,292.11	371,902.00	2,103,874.28	25,607,751.98	29,701,080.84	41,963.25
10	A	000	000	713102	000	TOWNSHIP OF BERN//GENERAL FUND	12,340.18	0.00	1,613.78	33,827.00	33,475.63	12,691.55
38	A	000	000	713102	000	TOWNSHIP OF BERN//Non-Referend	0.00	0.00	0.00	945.00	945.00	0.00
39	A	000	000	713102	000	TOWNSHIP OF BERN//REFERENDUM A	0.00	0.00	0.00	2,453.00	2,453.00	0.00
80	A	000	000	713102	000	TOWNSHIP OF BERN//COMMUNITY SE	0.00	0.00	0.00	1,243.00	1,243.00	0.00
10	A	000	000	713104	000	TOWNSHIP OF BROWNING//GENERAL	161,913.95	0.00	16,493.24	435,405.00	429,651.51	167,667.44
38	A	000	000	713104	000	TOWNSHIP OF BROWNING//Non-Refere	0.00	0.00	0.00	12,161.00	12,161.00	0.00
39	A	000	000	713104	000	TOWNSHIP OF BROWNING//REFEREND	0.00	0.00	0.00	31,571.00	31,571.00	0.00
80	A	000	000	713104	000	TOWNSHIP OF BROWNING//COMMUNIT	0.00	0.00	0.00	16,000.00	16,000.00	0.00
10	A	000	000	713106	000	TOWNSHIP OF CHELSEA//GENERAL F	175,273.31	0.00	16,450.62	469,349.00	468,351.82	176,270.49
38	A	000	000	713106	000	TOWNSHIP OF CHELSEA//Non-Refer	0.00	0.00	0.00	13,109.00	13,109.00	0.00
39	A	000	000	713106	000	TOWNSHIP OF CHELSEA//REFERENDU	0.00	0.00	0.00	34,033.00	34,033.00	0.00
80	A	000	000	713106	000	TOWNSHIP OF CHELSEA//COMMUNITY	0.00	0.00	0.00	17,247.00	17,247.00	0.00
--	A	---	---	71310-	---		349,527.44	0.00	34,557.64	1,067,343.00	1,060,240.96	356,629.48
10	A	000	000	713110	000	TOWNSHIP OF DEER CREEK//GENERA	132,646.19	0.00	12,308.14	323,658.00	328,469.38	127,834.81
38	A	000	000	713110	000	TOWNSHIP OF DEER CREEK//Non-Re	0.00	0.00	0.00	9,040.00	9,040.00	0.00
39	A	000	000	713110	000	TOWNSHIP OF DEER CREEK//REFERE	0.00	0.00	0.00	23,469.00	23,469.00	0.00
80	A	000	000	713110	000	TOWNSHIP OF DEER CREEK//COMMUN	0.00	0.00	0.00	11,893.00	11,893.00	0.00
10	A	000	000	713114	000	TOWNSHIP OF GOODRICH//GENERAL	110,005.98	0.00	10,045.17	268,018.00	269,806.71	108,217.27
38	A	000	000	713114	000	TOWNSHIP OF GOODRICH//Non-Refere	0.00	0.00	0.00	7,486.00	7,486.00	0.00
39	A	000	000	713114	000	TOWNSHIP OF GOODRICH//REFEREND	0.00	0.00	0.00	19,434.00	19,434.00	0.00
80	A	000	000	713114	000	TOWNSHIP OF GOODRICH//COMMUNIT	0.00	0.00	0.00	9,849.00	9,849.00	0.00
10	A	000	000	713118	000	TOWNSHIP OF GROVER//GENERAL FU	16,438.43	0.00	1,030.16	41,968.00	41,291.53	17,114.90
38	A	000	000	713118	000	TOWNSHIP OF GROVER//Non-Refere	0.00	0.00	0.00	1,172.00	1,172.00	0.00
39	A	000	000	713118	000	TOWNSHIP OF GROVER//REFERENDUM	0.00	0.00	0.00	3,043.00	3,043.00	0.00
80	A	000	000	713118	000	TOWNSHIP OF GROVER//COMMUNITY	0.00	0.00	0.00	1,542.00	1,542.00	0.00
--	A	---	---	71311-	---		259,090.60	0.00	23,383.47	720,572.00	726,495.62	253,166.98
10	A	000	000	713120	000	TOWNSHIP OF HAMMEL//GENERAL FU	175,945.83	0.00	15,468.53	514,523.00	503,897.68	186,571.15
38	A	000	000	713120	000	TOWNSHIP OF HAMMEL//Non-Refere	0.00	0.00	0.00	14,369.00	14,369.00	0.00
39	A	000	000	713120	000	TOWNSHIP OF HAMMEL//REFERENDUM	0.00	0.00	0.00	37,308.00	37,308.00	0.00
80	A	000	000	713120	000	TOWNSHIP OF HAMMEL//COMMUNITY	0.00	0.00	0.00	18,907.00	18,907.00	0.00
10	A	000	000	713122	000	TOWNSHIP OF HOLWAY//GENERAL FU	127,906.47	0.00	13,403.76	318,197.00	324,614.92	121,488.55
38	A	000	000	713122	000	TOWNSHIP OF HOLWAY//Non-Refere	0.00	0.00	0.00	8,887.00	8,887.00	0.00

							Beginning	April 2018-19	April 2018-19	2018-19	2018-19	Ending
Fd	T	Loc	Obj	Func	Prj	Fd T Loc Obj Func Prj	Balance	Debits	Credits	FY Debits	FY Credits	Balance
39	A	000	000	713122	000	TOWNSHIP OF HOLWAY//REFERENDUM	0.00	0.00	0.00	23,073.00	23,073.00	0.00
80	A	000	000	713122	000	TOWNSHIP OF HOLWAY//COMMUNITY	0.00	0.00	0.00	11,693.00	11,693.00	0.00
10	A	000	000	713126	000	TOWNSHIP OF LITTLE BLACK//GENE	194,272.52	0.00	21,302.51	479,489.00	496,150.41	177,611.11
38	A	000	000	713126	000	TOWNSHIP OF LITTLE BLACK//Non-	0.00	0.00	0.00	13,392.00	13,392.00	0.00
39	A	000	000	713126	000	TOWNSHIP OF LITTLE BLACK//REFE	0.00	0.00	0.00	34,768.00	34,768.00	0.00
80	A	000	000	713126	000	TOWNSHIP OF LITTLE BLACK//COMM	0.00	0.00	0.00	17,620.00	17,620.00	0.00
10	A	000	000	713128	000	TOWNSHIP OF MAPLEHURST//GENERA	6,317.83	0.00	479.12	15,111.00	15,444.48	5,984.35
38	A	000	000	713128	000	TOWNSHIP OF MAPLEHURST//Non-Re	0.00	0.00	0.00	422.00	422.00	0.00
39	A	000	000	713128	000	TOWNSHIP OF MAPLEHURST//REFERE	0.00	0.00	0.00	1,096.00	1,096.00	0.00
80	A	000	000	713128	000	TOWNSHIP OF MAPLEHURST//COMMUN	0.00	0.00	0.00	555.00	555.00	0.00
--	A	---	---	71312-	---		504,442.65	0.00	50,653.92	1,509,410.00	1,522,197.49	491,655.16
10	A	000	000	713132	000	TOWNSHIP OF MEDFORD//GENERAL F	480,934.30	0.00	49,637.46	1,204,115.00	1,209,902.81	475,146.49
38	A	000	000	713132	000	TOWNSHIP OF MEDFORD//Non-Refer	0.00	0.00	0.00	33,630.00	33,630.00	0.00
39	A	000	000	713132	000	TOWNSHIP OF MEDFORD//REFERENDU	0.00	0.00	0.00	87,311.00	87,311.00	0.00
80	A	000	000	713132	000	TOWNSHIP OF MEDFORD//COMMUNITY	0.00	0.00	0.00	44,248.00	44,248.00	0.00
10	A	000	000	713134	000	TOWNSHIP OF MOLITOR//GENERAL F	114,228.20	0.00	6,680.94	299,694.00	298,743.86	115,178.34
38	A	000	000	713134	000	TOWNSHIP OF MOLITOR//Non-Refer	0.00	0.00	0.00	8,370.00	8,370.00	0.00
39	A	000	000	713134	000	TOWNSHIP OF MOLITOR//REFERENDU	0.00	0.00	0.00	21,731.00	21,731.00	0.00
80	A	000	000	713134	000	TOWNSHIP OF MOLITOR//COMMUNITY	0.00	0.00	0.00	11,013.00	11,013.00	0.00
--	A	---	---	71313-	---		595,162.50	0.00	56,318.40	1,710,112.00	1,714,949.67	590,324.83
10	A	000	000	713151	000	CITY OF MEDFORD//GENERAL FUND	667,478.42	0.00	41,036.36	1,800,043.00	1,816,009.25	651,512.17
38	A	000	000	713151	000	CITY OF MEDFORD//Non-Referendu	0.00	0.00	0.00	50,274.00	50,274.00	0.00
39	A	000	000	713151	000	CITY OF MEDFORD//REFERENDUM AP	0.00	0.00	0.00	130,522.00	130,522.00	0.00
80	A	000	000	713151	000	CITY OF MEDFORD//COMMUNITY SER	0.00	0.00	0.00	66,146.00	66,146.00	0.00
--	A	---	---	71315-	---		667,478.42	0.00	41,036.36	2,046,985.00	2,062,951.25	651,512.17
10	A	000	000	713181	000	VILLAGE OF STETSONVILLE//GENER	58,864.26	0.00	9,059.96	173,600.00	176,650.65	55,813.61
38	A	000	000	713181	000	VILLAGE OF STETSONVILLE//Non-R	0.00	0.00	0.00	4,848.00	4,848.00	0.00
39	A	000	000	713181	000	VILLAGE OF STETSONVILLE//REFER	0.00	0.00	0.00	12,588.00	12,588.00	0.00
80	A	000	000	713181	000	VILLAGE OF STETSONVILLE//COMMU	0.00	0.00	0.00	6,379.00	6,379.00	0.00
--	A	---	---	71318-	---		58,864.26	0.00	9,059.96	197,415.00	200,465.65	55,813.61
--	A	---	---	7131--	---		2,434,565.87	0.00	215,009.75	7,251,837.00	7,287,300.64	2,399,102.23
10	A	000	000	713200	000	ACCOUNTS RECEIVABLE//GENERAL F	6,797.12	0.00	0.00	0.00	6,797.12	0.00
21	A	000	000	713200	000	ACCOUNTS RECEIVABLE//GIFT FUND	240,665.54	0.00	0.00	0.00	240,665.54	0.00
50	A	000	000	713200	000	ACCOUNTS RECEIVABLE//FOOD SERV	3.75	2,628.71	100.75	4,825.05	2,080.09	2,748.71
73	A	000	000	713200	000	ACCOUNTS RECEIVABLE//FIDUCIARY	80,467.00	0.00	0.00	0.00	80,467.00	0.00

							Beginning	April 2018-19	April 2018-19	2018-19	2018-19	Ending
Fd T Loc Obj Func Prj	Fd T Loc Obj Func Prj	Balance	Debits	Credits	FY Debits	FY Credits	Balance					
99 A 000 000 713200 000	ACCOUNTS RECEIVABLE//OTHER PKG	184,342.00	0.00	0.00	0.00	184,342.00	0.00					
-- A --- --- 71320- ---		512,275.41	2,628.71	100.75	4,825.05	514,351.75	2,748.71					
-- A --- --- 7132-- ---		512,275.41	2,628.71	100.75	4,825.05	514,351.75	2,748.71					
10 A 000 000 714220 000	DUE FROM SPECIAL PROJECTS FUND	286,542.30	0.00	0.00	0.00	0.00	286,542.30					
-- A --- --- 71422- ---		286,542.30	0.00	0.00	0.00	0.00	286,542.30					
10 A 000 000 714273 000	DUE FROM POST RETIREMENT TRUST	46,929.47	0.00	0.00	0.00	46,929.47	0.00					
27 A 000 000 714273 000	DUE FROM POST RETIREMENT TRUST	12,759.55	0.00	0.00	0.00	12,759.55	0.00					
99 A 000 000 714273 000	DUE FROM POST RETIREMENT TRUST	5,777.98	0.00	0.00	0.00	5,777.98	0.00					
-- A --- --- 71427- ---		65,467.00	0.00	0.00	0.00	65,467.00	0.00					
-- A --- --- 7142-- ---		352,009.30	0.00	0.00	0.00	65,467.00	286,542.30					
10 A 000 000 715500 000	DUE FROM STATE GOVERNMENT//GEN	265,898.58	0.00	0.00	0.00	263,948.58	1,950.00					
50 A 000 000 715500 000	DUE FROM STATE GOVERNMENT//FOO	0.00	0.00	0.00	15,214.64	0.00	15,214.64					
-- A --- --- 71550- ---		265,898.58	0.00	0.00	15,214.64	263,948.58	17,164.64					
-- A --- --- 7155-- ---		265,898.58	0.00	0.00	15,214.64	263,948.58	17,164.64					
10 A 000 000 715600 000	DUE FROM FEDERAL GOVERNMENT//G	225,275.70	0.00	0.00	0.00	225,275.70	0.00					
27 A 000 000 715600 000	DUE FROM FEDERAL GOVERNMENT//S	307,467.05	0.00	0.00	0.00	276,172.68	31,294.37					
50 A 000 000 715600 000	DUE FROM FEDERAL GOVERNMENT//F	29,371.43	3,874.28	81,265.87	346,830.72	375,605.58	596.57					
-- A --- --- 71560- ---		562,114.18	3,874.28	81,265.87	346,830.72	877,053.96	31,890.94					
-- A --- --- 7156-- ---		562,114.18	3,874.28	81,265.87	346,830.72	877,053.96	31,890.94					
10 A 000 000 717000 000	PREPAID EXPENSES//GENERAL FUND	24,515.75	0.00	0.00	1,149,100.00	1,125,000.00	48,615.75					
-- A --- --- 71700- ---		24,515.75	0.00	0.00	1,149,100.00	1,125,000.00	48,615.75					
-- A --- --- 7170-- ---		24,515.75	0.00	0.00	1,149,100.00	1,125,000.00	48,615.75					
50 A 000 000 816900 000	OTHER DEFERRED REVENUE//FOOD S	-17,226.42	0.00	0.00	411,048.41	436,025.22	-42,303.23					
-- A --- --- 81690- ---		-17,226.42	0.00	0.00	411,048.41	436,025.22	-42,303.23					
-- A --- --- 8169-- ---		-17,226.42	0.00	0.00	411,048.41	436,025.22	-42,303.23					
10 L 000 000 811100 000	TEMPORARY NOTES PAYABLE//GENER	0.00	0.00	0.00	7,275,000.00	7,275,000.00	0.00					
-- L --- --- 81110- ---		0.00	0.00	0.00	7,275,000.00	7,275,000.00	0.00					

							Beginning	April 2018-19	April 2018-19	2018-19	2018-19	Ending
Fd	T	Loc	Obj	Func	Prj		Balance	Debits	Credits	FY Debits	FY Credits	Balance
--	L	---	---	8111	--	---	0.00	0.00	0.00	7,275,000.00	7,275,000.00	0.00
10	L	000	000	811200	000	ACCOUNTS PAYABLE//GENERAL FUND	-83,658.02	2,094,675.79	2,094,675.79	21,907,006.91	21,828,596.40	-5,247.51
21	L	000	000	811200	000	ACCOUNTS PAYABLE//GIFT FUND	-237,399.54	37,199.06	37,199.06	1,073,202.75	835,803.21	0.00
27	L	000	000	811200	000	ACCOUNTS PAYABLE//SPECIAL EDUC	-9,189.33	326,439.19	326,439.19	3,053,093.50	3,043,904.17	0.00
50	L	000	000	811200	000	ACCOUNTS PAYABLE//FOOD SERVICE	-21,452.84	14,769.24	14,769.24	1,312,435.38	1,290,982.54	-62,300.07
72	L	000	000	811200	000	ACCOUNTS PAYABLE//PRIVATE PURP	0.00	1,400.00	1,400.00	49,525.10	49,525.10	0.00
80	L	000	000	811200	000	ACCOUNTS PAYABLE//COMMUNITY SE	-612.72	4,772.83	4,772.83	108,402.34	107,789.62	0.00
99	L	000	000	811200	000	ACCOUNTS PAYABLE//OTHER PKG/CO	-3,790.83	249,021.22	249,021.22	3,397,065.66	3,394,265.45	-990.62
--	L	---	---	81120	---		-356,103.28	2,728,277.33	2,728,277.33	30,900,731.64	30,550,866.49	-68,538.20
--	L	---	---	8112	--	---	-356,103.28	2,728,277.33	2,728,277.33	30,900,731.64	30,550,866.49	-68,538.20
10	L	000	000	811611	000	FICA//GENERAL FUND	-41,165.49	125,640.10	125,640.10	1,136,966.25	1,159,080.60	0.00
21	L	000	000	811611	000	FICA//GIFT FUND	0.00	0.00	0.00	87.18	87.18	0.00
27	L	000	000	811611	000	FICA//SPECIAL EDUCATION FUND	0.00	39,001.58	39,001.58	331,506.46	351,680.72	0.00
50	L	000	000	811611	000	FICA//FOOD SERVICE FUND	0.00	1,620.92	1,620.92	13,479.80	14,373.00	0.00
80	L	000	000	811611	000	FICA//COMMUNITY SERVICE FUND	0.00	388.76	388.76	7,211.20	7,398.02	0.00
99	L	000	000	811611	000	FICA//OTHER PKG/COOP PROGRAM F	0.00	23,286.72	23,286.72	227,545.84	239,162.60	0.00
10	L	000	000	811612	000	FEDERAL INCOME TAX//GENERAL FU	-15,340.30	64,066.18	64,066.18	563,707.35	580,638.71	0.00
21	L	000	000	811612	000	FEDERAL INCOME TAX//GIFT FUND	0.00	0.00	0.00	37.64	37.64	0.00
27	L	000	000	811612	000	FEDERAL INCOME TAX//SPECIAL ED	0.00	17,365.72	17,365.72	150,640.29	159,579.70	0.00
50	L	000	000	811612	000	FEDERAL INCOME TAX//FOOD SERVI	0.00	840.02	840.02	7,125.68	7,596.74	0.00
80	L	000	000	811612	000	FEDERAL INCOME TAX//COMMUNITY	0.00	280.69	280.69	3,745.21	3,883.11	0.00
99	L	000	000	811612	000	FEDERAL INCOME TAX//OTHER PKG/	0.00	10,582.96	10,582.96	103,464.73	108,758.54	0.00
10	L	000	000	811613	000	STATE INCOME TAX//GENERAL FUND	-8,214.69	36,644.14	36,644.14	318,976.71	329,120.82	0.00
21	L	000	000	811613	000	STATE INCOME TAX//GIFT FUND	0.00	0.00	0.00	24.38	24.38	0.00
27	L	000	000	811613	000	STATE INCOME TAX//SPECIAL EDUC	0.00	9,859.87	9,859.87	84,932.28	90,027.41	0.00
50	L	000	000	811613	000	STATE INCOME TAX//FOOD SERVICE	0.00	339.87	339.87	2,916.41	3,114.94	0.00
80	L	000	000	811613	000	STATE INCOME TAX//COMMUNITY SE	0.00	70.02	70.02	1,262.80	1,302.29	0.00
99	L	000	000	811613	000	STATE INCOME TAX//OTHER PKG/CO	0.00	6,913.43	6,913.43	67,388.83	70,832.51	0.00
--	L	---	---	81161	---		-64,720.48	336,900.98	336,900.98	3,021,019.04	3,126,698.91	0.00
10	L	000	000	811621	000	WTRS//GENERAL FUND	-330,804.90	89,321.90	89,321.90	1,090,595.32	804,228.36	0.00
21	L	000	000	811621	000	WTRS//GIFT FUND	0.00	0.00	0.00	25.22	25.22	0.00
27	L	000	000	811621	000	WTRS//SPECIAL EDUCATION FUND	0.00	24,795.28	24,795.28	217,934.68	230,368.60	0.00
80	L	000	000	811621	000	WTRS//COMMUNITY SERVICE FUND	0.00	164.20	164.20	3,509.20	3,615.06	0.00
99	L	000	000	811621	000	WTRS//OTHER PKG/COOP PROGRAM F	0.00	18,159.76	18,159.76	183,623.22	192,742.40	0.00
10	L	000	000	811622	000	WRS//GENERAL FUND	-28,672.82	17,290.20	17,290.20	198,193.76	178,035.48	0.00
21	L	000	000	811622	000	WRS//GIFT FUND	0.00	0.00	0.00	51.62	51.62	0.00

							Beginning	April 2018-19	April 2018-19	2018-19	2018-19	Ending
Fd	T	Loc	Obj	Func	Prj		Balance	Debits	Credits	FY Debits	FY Credits	Balance
27	L	000	000	811622	000	WRS//SPECIAL EDUCATION FUND	0.00	9,204.82	9,204.82	76,768.08	81,798.60	0.00
50	L	000	000	811622	000	WRS//FOOD SERVICE FUND	0.00	1,471.02	1,471.02	12,299.06	13,104.32	0.00
80	L	000	000	811622	000	WRS//COMMUNITY SERVICE FUND	0.00	0.00	0.00	2.00	2.00	0.00
99	L	000	000	811622	000	WRS//OTHER PKG/COOP PROGRAM FU	0.00	2,112.06	2,112.06	19,620.90	20,637.02	0.00
--	L	---	---	81162-	---		-359,477.72	162,519.24	162,519.24	1,802,623.06	1,524,608.68	0.00
10	L	000	000	811631	000	HEALTH INSURANCE//GENERAL FUND	-226,365.07	232,445.92	252,533.36	2,513,354.74	2,210,969.42	201,258.29
27	L	000	000	811631	000	HEALTH INSURANCE//SPECIAL EDUC	0.00	92,590.20	92,590.20	743,700.86	789,995.96	0.00
50	L	000	000	811631	000	HEALTH INSURANCE//FOOD SERVICE	0.00	5,783.88	5,783.88	45,843.46	48,735.40	0.00
99	L	000	000	811631	000	HEALTH INSURANCE//OTHER PKG/CO	0.00	43,166.80	43,166.80	415,126.43	436,709.82	0.00
10	L	000	000	811632	000	DENTAL INSURANCE//GENERAL FUND	-16,892.65	18,699.53	20,134.32	200,514.58	177,643.23	15,961.19
27	L	000	000	811632	000	DENTAL INSURANCE//SPECIAL EDUC	0.00	7,439.42	7,439.42	61,889.58	65,609.29	0.00
50	L	000	000	811632	000	DENTAL INSURANCE//FOOD SERVICE	0.00	399.68	399.68	3,197.44	3,397.28	0.00
99	L	000	000	811632	000	DENTAL INSURANCE//OTHER PKG/CO	0.00	3,530.49	3,530.48	33,476.07	35,241.29	0.01
10	L	000	000	811633	000	LONG-TERM DISABILITY//GENERAL	-6,670.42	2,619.14	2,744.21	28,245.16	24,520.38	-1,571.47
21	L	000	000	811633	000	LONG-TERM DISABILITY//GIFT FUN	0.00	0.00	0.00	0.00	0.54	-0.54
27	L	000	000	811633	000	LONG-TERM DISABILITY//SPECIAL	0.00	874.24	874.24	7,397.28	7,832.96	0.00
50	L	000	000	811633	000	LONG-TERM DISABILITY//FOOD SER	0.00	42.02	42.02	340.96	361.97	0.00
99	L	000	000	811633	000	LONG-TERM DISABILITY//OTHER PK	0.00	518.84	518.84	4,984.99	5,244.41	0.00
--	L	---	---	81163-	---		-249,928.14	408,110.16	429,757.45	4,058,071.55	3,806,261.95	215,647.48
10	L	000	000	811660	000	TRUST ADVANTAGE//GENERAL FUND	0.00	1,018.92	1,018.92	8,388.33	8,897.79	0.00
27	L	000	000	811660	000	TRUST ADVANTAGE//SPECIAL EDUCA	0.00	458.32	458.32	4,583.20	4,812.36	0.00
99	L	000	000	811660	000	TRUST ADVANTAGE//OTHER PKG/COO	0.00	4.88	4.88	48.07	50.51	0.00
--	L	---	---	81166-	---		0.00	1,482.12	1,482.12	13,019.60	13,760.66	0.00
10	L	000	000	811670	000	TAX-SHELTERED ANNUITIES//GENER	0.00	17,046.72	17,046.72	136,714.53	145,237.89	0.00
27	L	000	000	811670	000	TAX-SHELTERED ANNUITIES//SPECI	0.00	660.00	660.00	4,979.99	5,309.99	0.00
99	L	000	000	811670	000	TAX-SHELTERED ANNUITIES//OTHER	0.00	2,043.88	2,043.88	18,198.30	19,220.24	0.00
--	L	---	---	81167-	---		0.00	19,750.60	19,750.60	159,892.82	169,768.12	0.00
10	L	000	000	811680	000	GARNISHMENT DEDUCTIONS PAYABLE	-1,436.00	1,608.90	1,608.90	21,852.34	21,409.09	0.00
27	L	000	000	811680	000	GARNISHMENT DEDUCTIONS PAYABLE	0.00	60.81	60.81	163.90	278.61	0.00
99	L	000	000	811680	000	GARNISHMENT DEDUCTIONS PAYABLE	0.00	0.00	0.00	668.02	668.02	0.00
--	L	---	---	81168-	---		-1,436.00	1,669.71	1,669.71	22,684.26	22,355.72	0.00
10	L	000	000	811690	000	OTHER DEDUCTIONS PAYABLE//GENE	0.00	48.00	24.00	254.00	266.00	0.00
27	L	000	000	811690	000	OTHER DEDUCTIONS PAYABLE//SPEC	0.00	18.00	9.00	72.00	76.50	0.00
99	L	000	000	811690	000	OTHER DEDUCTIONS PAYABLE//OTHE	0.00	0.00	0.00	2.00	2.00	0.00
10	L	000	000	811691	000	FLEX BENEFIT 125//GENERAL FUND	0.00	4,422.74	4,422.74	35,075.36	37,286.73	0.00

							Beginning	April 2018-19	April 2018-19	2018-19	2018-19	Ending
Fd	T	Loc	Obj	Func	Prj		Balance	Debits	Credits	FY Debits	FY Credits	Balance
27	L	000	000	811691	000	FLEX BENEFIT 125//SPECIAL EDUC	0.00	1,386.08	1,386.08	12,124.23	12,817.27	0.00
99	L	000	000	811691	000	FLEX BENEFIT 125//OTHER PKG/CO	0.00	876.66	876.66	10,231.53	10,669.86	0.00
10	L	000	000	811696	000	ATHLETIC FIELD DONATION//GENER	0.00	0.00	237.90	1,276.60	2,347.15	-951.60
--	L	---	---	81169-	---		0.00	6,751.48	6,956.38	59,035.72	63,465.51	-951.60
--	L	---	---	8116--	---		-675,562.34	937,184.29	959,036.48	9,136,346.05	8,726,919.55	214,695.88
10	L	000	000	811800	000	ACCRUED PAYROLL PAYABLE//GENER	-129,846.33	1,261,163.23	1,261,163.23	11,949,921.57	11,820,075.24	0.00
21	L	000	000	811800	000	ACCRUED PAYROLL PAYABLE//GIFT	0.00	0.00	0.00	669.24	669.24	0.00
27	L	000	000	811800	000	ACCRUED PAYROLL PAYABLE//SPECI	-8,811.92	404,723.49	404,723.49	3,613,098.67	3,604,286.75	0.00
50	L	000	000	811800	000	ACCRUED PAYROLL PAYABLE//FOOD	0.00	18,678.12	18,678.12	162,830.46	162,830.46	0.00
80	L	000	000	811800	000	ACCRUED PAYROLL PAYABLE//COMMU	-737.03	7,665.81	7,665.81	81,594.59	80,857.56	0.00
99	L	000	000	811800	000	ACCRUED PAYROLL PAYABLE//OTHER	-8,463.91	230,753.65	230,753.65	2,363,836.17	2,355,372.26	0.00
--	L	---	---	81180-	---		-147,859.19	1,922,984.30	1,922,984.30	18,171,950.70	18,024,091.51	0.00
--	L	---	---	8118--	---		-147,859.19	1,922,984.30	1,922,984.30	18,171,950.70	18,024,091.51	0.00
27	L	000	000	812100	000	DUE TO GENERAL FUND//SPECIAL E	-286,542.30	0.00	0.00	0.00	0.00	-286,542.30
73	L	000	000	812100	000	DUE TO GENERAL FUND//FIDUCIARY	-46,929.47	0.00	0.00	46,929.47	0.00	0.00
--	L	---	---	81210-	---		-333,471.77	0.00	0.00	46,929.47	0.00	-286,542.30
--	L	---	---	8121--	---		-333,471.77	0.00	0.00	46,929.47	0.00	-286,542.30
73	L	000	000	812200	000	DUE TO SPECIAL REVENUE FUND//F	-12,759.55	0.00	0.00	12,759.55	0.00	0.00
10	L	000	000	812205	000	DUE TO POST RETIREMENT FUND//G	-57,682.10	0.00	0.00	57,682.10	0.00	0.00
27	L	000	000	812205	000	DUE TO POST RETIREMENT FUND//S	-15,683.05	0.00	0.00	15,683.05	0.00	0.00
99	L	000	000	812205	000	DUE TO POST RETIREMENT FUND//O	-7,101.85	0.00	0.00	7,101.85	0.00	0.00
--	L	---	---	81220-	---		-93,226.55	0.00	0.00	93,226.55	0.00	0.00
--	L	---	---	8122--	---		-93,226.55	0.00	0.00	93,226.55	0.00	0.00
73	L	000	000	812900	000	DUE TO PACKAGE AND COOPERATIVE	-5,777.98	0.00	0.00	5,777.98	0.00	0.00
--	L	---	---	81290-	---		-5,777.98	0.00	0.00	5,777.98	0.00	0.00
--	L	---	---	8129--	---		-5,777.98	0.00	0.00	5,777.98	0.00	0.00
10	Q	000	000	931100	000	FUND - RESERVED FOR ENCUMBRANC	117,933.04	24,107.60	102,913.36	1,543,213.30	1,760,366.81	-147,977.10
21	Q	000	000	931100	000	FUND - RESERVED FOR ENCUMBRANC	2,880.61	232.96	4,470.00	27,420.37	31,935.99	-1,635.01
27	Q	000	000	931100	000	FUND - RESERVED FOR ENCUMBRANC	16,526.95	1,767.32	276.94	195,104.98	314,529.53	-103,965.17
50	Q	000	000	931100	000	FUND - RESERVED FOR ENCUMBRANC	0.00	0.00	0.00	70,589.00	70,589.00	0.00

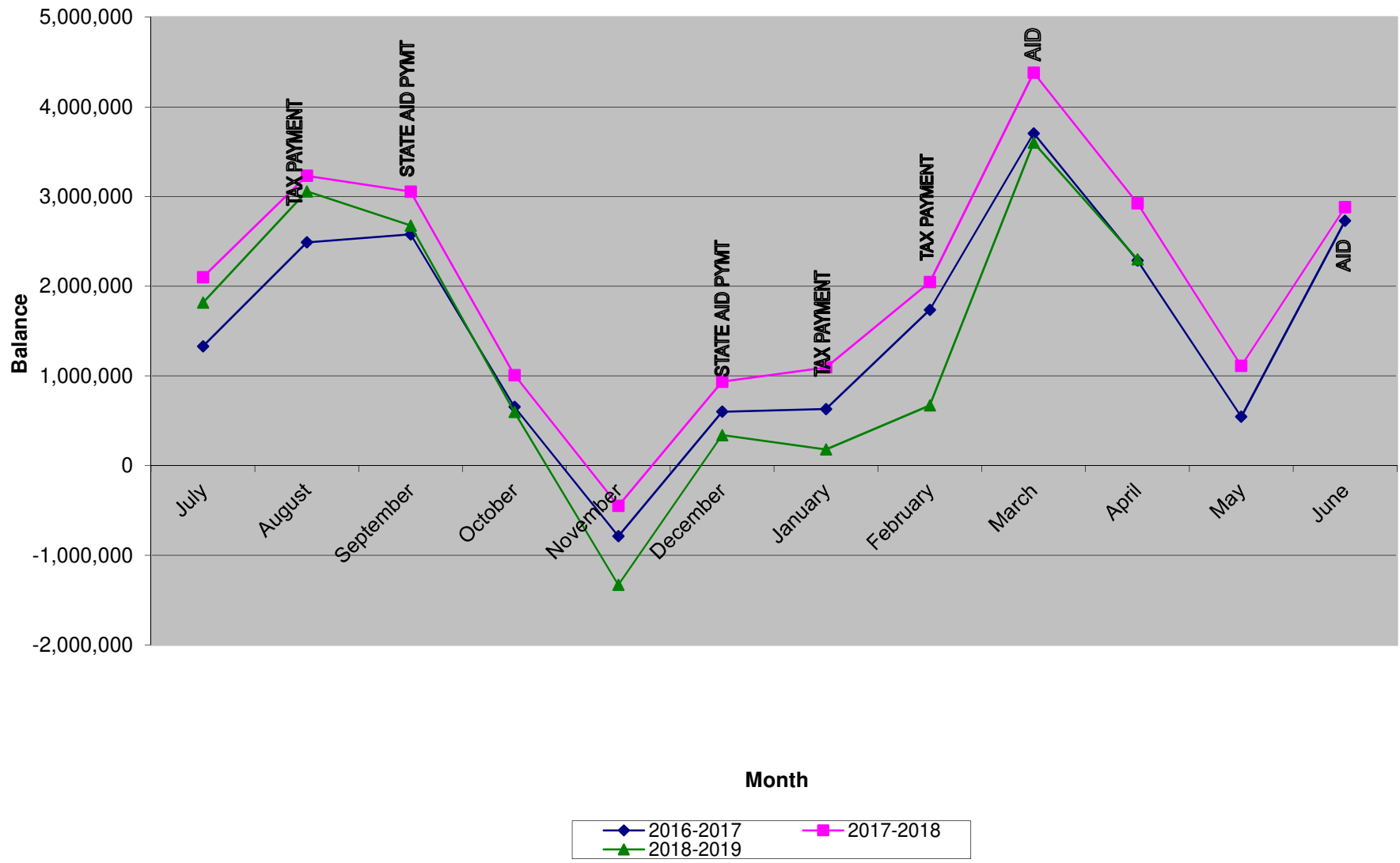
							Beginning	April 2018-19	April 2018-19	2018-19	2018-19	Ending
Fd	T	Loc	Obj	Func	Prj		Balance	Debits	Credits	FY Debits	FY Credits	Balance
80	Q	000	000	931100	000	FUND - RESERVED FOR ENCUMBRANC	-141,968.79	26.04	0.00	2,189.46	5,146.45	-146,827.67
99	Q	000	000	931100	000	FUND - RESERVED FOR ENCUMBRANC	473,111.23	7,008.65	46,800.52	546,712.60	592,584.05	344,853.43
--	Q	---	---	93110-	---		468,483.04	33,142.57	154,460.82	2,385,229.71	2,775,151.83	-55,551.52
--	Q	---	---	9311--	---		468,483.04	33,142.57	154,460.82	2,385,229.71	2,775,151.83	-55,551.52
30	Q	000	000	931790	000	FUND-RESERVE FOR DEBT RETIRMNT	-1,459,607.62	0.00	0.00	0.00	0.00	-1,459,607.62
--	Q	---	---	93179-	---		-1,459,607.62	0.00	0.00	0.00	0.00	-1,459,607.62
--	Q	---	---	9317--	---		-1,459,607.62	0.00	0.00	0.00	0.00	-1,459,607.62
73	Q	000	000	931900	000	OTHER RESERVED FUND BALANCE//F	-4,518,902.72	0.00	0.00	0.00	0.00	-4,518,902.72
--	Q	---	---	93190-	---		-4,518,902.72	0.00	0.00	0.00	0.00	-4,518,902.72
--	Q	---	---	9319--	---		-4,518,902.72	0.00	0.00	0.00	0.00	-4,518,902.72
10	Q	000	000	932000	000	ASSIGNED FOR RETIRE LIABILITY/	-45,098.00	0.00	0.00	0.00	0.00	-45,098.00
--	Q	---	---	93200-	---		-45,098.00	0.00	0.00	0.00	0.00	-45,098.00
--	Q	---	---	9320--	---		-45,098.00	0.00	0.00	0.00	0.00	-45,098.00
10	Q	000	000	932100	000	DESIGNATED-WORKING CASH BAL//G	-117,933.04	102,913.36	24,107.60	1,760,366.81	1,543,213.30	147,977.10
21	Q	000	000	932100	000	DESIGNATED-WORKING CASH BAL//G	-2,880.61	4,470.00	232.96	31,935.99	27,420.37	1,635.01
23	Q	000	000	932100	000	DESIGNATED-WORKING CASH BAL//T	-434,128.36	0.00	0.00	0.00	0.00	-434,128.36
27	Q	000	000	932100	000	DESIGNATED-WORKING CASH BAL//S	-16,526.95	276.94	1,767.32	314,529.53	195,104.98	103,965.17
44	Q	000	000	932100	000	DESIGNATED-WORKING CASH BAL//D	-6,336,189.72	0.00	0.00	0.00	0.00	-6,336,189.72
50	Q	000	000	932100	000	DESIGNATED-WORKING CASH BAL//F	-246,585.06	0.00	0.00	70,589.00	70,589.00	-246,585.06
80	Q	000	000	932100	000	DESIGNATED-WORKING CASH BAL//C	0.00	0.00	26.04	5,146.45	2,189.46	4,858.88
99	Q	000	000	932100	000	DESIGNATED-WORKING CASH BAL//O	-2,421.48	46,800.52	7,008.65	592,584.05	546,712.60	125,836.32
10	Q	000	000	932104	000	ASSIGNED FOR FUTURE REC MAIN//	-229,500.00	0.00	0.00	0.00	0.00	-229,500.00
10	Q	000	000	932105	000	ASSIGNED FOR TECH REPLACEMENT/	-420,000.00	0.00	0.00	0.00	0.00	-420,000.00
--	Q	---	---	93210-	---		-7,806,165.22	154,460.82	33,142.57	2,775,151.83	2,385,229.71	-7,282,130.66
10	Q	000	000	932110	000	FUND - W/C BAL - EXP//GENERAL	124,357,256.11	1,450,813.44	40,145.68	16,309,709.64	660,887.56	139,147,990.74
21	Q	000	000	932110	000	FUND - W/C BAL - EXP//GIFT FUN	1,612,925.89	17,111.92	87.14	830,448.01	9,322.06	2,430,700.91
23	Q	000	000	932110	000	FUND - W/C BAL - EXP//TEACH PR	866,789.45	0.00	0.00	0.00	0.00	866,789.45
27	Q	000	000	932110	000	FUND - W/C BAL - EXP//SPECIAL	22,522,350.79	426,133.34	870.08	4,100,375.11	40,499.06	26,359,488.53
30	Q	000	000	932110	000	FUND - W/C BAL - EXP//DEBT SER	14,741,771.88	0.00	0.00	0.00	0.00	14,741,771.88
38	Q	000	000	932110	000	FUND - W/C BAL - EXP//Non-Refere	926,274.28	0.00	0.00	178,105.00	0.00	1,104,379.28
39	Q	000	000	932110	000	FUND - W/C BAL - EXP//REFEREND	962,387.95	0.00	0.00	466,400.00	0.00	1,428,787.95

							Beginning	April 2018-19	April 2018-19	2018-19	2018-19	Ending
Fd T Loc Obj Func Prj	Fd T Loc Obj Func Prj	Balance	Debits	Credits	FY Debits	FY Credits	Balance					
44 Q 000 000 932110 000	FUND - W/C BAL - EXP//DISTRICT	11,144,655.54	0.00	0.00	0.00	0.00	11,144,655.54					
50 Q 000 000 932110 000	FUND - W/C BAL - EXP//FOOD SER	17,352,257.60	18,678.12	0.00	1,032,168.60	146,397.81	18,224,183.84					
72 Q 000 000 932110 000	FUND - W/C BAL - EXP//PRIVATE	219,608.51	1,400.00	0.00	49,525.10	0.00	269,133.61					
73 Q 000 000 932110 000	FUND - W/C BAL - EXP//FIDUCIAR	2,786,419.48	0.00	0.00	0.00	0.00	2,786,419.48					
80 Q 000 000 932110 000	FUND - W/C BAL - EXP//COMMUNIT	1,172,773.67	12,335.76	891.83	158,251.07	2,918.43	1,315,217.46					
99 Q 000 000 932110 000	FUND - W/C BAL - EXP//OTHER PK	9,829,811.33	306,550.03	1,150.15	4,060,870.61	23,399.95	13,658,326.22					
-- Q --- --- 93211- ---		208,495,282.48	2,233,022.61	43,144.88	27,185,853.14	883,424.87	233,477,844.89					
10 Q 000 000 932150 000	FUND - W/C BAL - REV//GENERAL	-129,077,155.79	0.00	210,676.50	218,840.12	17,232,899.65	-146,091,215.32					
21 Q 000 000 932150 000	FUND - W/C BAL - REV//GIFT FUN	-1,808,301.85	20,000.00	19,496.06	28,533.16	656,630.25	-2,436,398.94					
23 Q 000 000 932150 000	FUND - W/C BAL - REV//TEACH PR	-432,661.09	0.00	0.00	0.00	0.00	-432,661.09					
27 Q 000 000 932150 000	FUND - W/C BAL - REV//SPECIAL	-22,522,350.79	35,947.78	126,882.43	41,942.65	1,231,888.91	-23,712,297.05					
30 Q 000 000 932150 000	FUND - W/C BAL - REV//DEBT SER	-13,282,164.26	0.00	0.00	0.00	0.00	-13,282,164.26					
38 Q 000 000 932150 000	FUND - W/C BAL - REV//Non-Refere	-926,274.31	0.00	0.00	0.00	178,105.00	-1,104,379.31					
39 Q 000 000 932150 000	FUND - W/C BAL - REV//REFEREND	-995,924.25	0.00	0.00	0.00	462,400.00	-1,458,324.25					
44 Q 000 000 932150 000	FUND - W/C BAL - REV//DISTRICT	-4,808,465.82	0.00	0.00	0.00	0.00	-4,808,465.82					
50 Q 000 000 932150 000	FUND - W/C BAL - REV//FOOD SER	-17,368,777.40	0.00	4,446.97	16,933.43	882,616.77	-18,234,460.74					
72 Q 000 000 932150 000	FUND - W/C BAL - REV//PRIVATE	-298,412.02	0.00	1,575.00	0.00	56,049.08	-354,461.10					
73 Q 000 000 932150 000	FUND - W/C BAL - REV//FIDUCIAR	-1,550,403.05	0.00	0.00	0.00	0.00	-1,550,403.05					
80 Q 000 000 932150 000	FUND - W/C BAL - REV//COMMUNIT	-1,125,916.66	0.00	1,754.00	711.75	258,845.75	-1,384,050.66					
99 Q 000 000 932150 000	FUND - W/C BAL - REV//OTHER PK	-10,300,501.08	0.00	1,500.00	184,342.00	275,989.00	-10,392,148.08					
-- Q --- --- 93215- ---		-204,497,308.37	55,947.78	366,330.96	491,303.11	21,235,424.41	-225,241,429.67					
-- Q --- --- 9321-- ---		-3,808,191.11	2,443,431.21	442,618.41	30,452,308.08	24,504,078.99	954,284.56					
<hr/>												
Grand Asset Totals		10,975,317.52	4,750,633.62	6,608,275.98	83,708,907.60	90,320,299.41	5,265,259.92					
Grand Liability Totals		-1,612,001.11	5,588,445.92	5,610,298.11	65,629,962.39	64,576,877.55	-140,384.62					
Grand Equity Totals		-9,363,316.41	2,476,573.78	597,079.23	32,837,537.79	27,279,230.82	-5,124,875.30					
Grand Totals		0.00	12,815,653.32	12,815,653.32	182,176,407.78	182,176,407.78	0.00					

Number of Accounts: 220

***** End of report *****

General Education & Special Education Cash Comparison



Fd	T	Loc	Obj	Func	Prj	Obj	2018-19	April 2018-19	2018-19	2018-19	Encumbered	Unreceived
							Revised Budget	Monthly Revenue	FYTD Revenue	FYTD %	Balance	Balance
10	R	800	211	500000	000	PROPERTY TAX	6,376,997.00	0.00	6,376,997.00	100.00	0.00	0.00
10	R	800	213	500000	000	MOBILE HOME TAX	20,000.00	5,169.96	17,287.42	86.44	0.00	2,712.58
10	R	800	240	139000	000	PAYMENT FOR SERVICES	15,000.00	2,649.90	8,242.10	54.95	0.00	6,757.90
10	R	800	240	500000	000	PAYMENT FOR SERVICES	2,000.00	240.00	645.85	32.29	0.00	1,354.15
10	R	800	264	500000	000	NON CAPITAL SURPLUS PROP.	1,000.00	140.00	1,416.39	141.64	0.00	416.39-
10	R	800	269	500000	000	OTHER SALE OF NON-CAPITAL	5,000.00	0.00	0.00	0.00	0.00	5,000.00
10	R	800	271	500000	000	ADMISSIONS	30,000.00	0.00	21,818.00	72.73	0.00	8,182.00
10	R	800	279	500000	000	OTHER SCHOOL ACTIVITY INC	22,000.00	2,530.00	33,780.00	153.55	0.00	11,780.00-
10	R	800	280	500000	000	INTEREST ON INVESTMENTS	15,000.00	518.59	7,991.07	53.27	0.00	7,008.93
10	R	800	293	500000	000	RENTALS	1,500.00	200.00	2,860.00	190.67	0.00	1,360.00-
10	R	800	299	500000	000	MISCELLANEOUS LOCAL REVEN	10,000.00	115.10	1,762.29	17.62	0.00	8,237.71
10	R	---	2--	-----	---	*REVENUE FROM LOCAL SOURC	6,498,497.00	11,563.55	6,472,800.12	99.60	0.00	25,696.88
10	R	800	345	500000	000	GENERAL TUITION-OPEN ENRO	4,139,961.00	0.00	0.00	0.00	0.00	4,139,961.00
10	R	---	3--	-----	---	*INTERDIST PYMNTS WITHIN	4,139,961.00	0.00	0.00	0.00	0.00	4,139,961.00
10	R	800	517	500000	391	TRANSIT OF FEDERAL AIDS	2,000.00	0.00	0.00	0.00	0.00	2,000.00
10	R	800	581	500000	000	MEDICAID SCHOOL BASED SER	40,000.00	0.00	0.00	0.00	0.00	40,000.00
10	R	---	5--	-----	---	*REV FROM INTERMEDIATE SO	42,000.00	0.00	0.00	0.00	0.00	42,000.00
10	R	800	612	500000	000	TRANSPORTATION AID	125,000.00	0.00	124,090.00	99.27	0.00	910.00
10	R	800	613	500000	000	LIBRARY AID	90,000.00	88,789.00	88,789.00	98.65	0.00	1,211.00
10	R	800	619	500000	011	OTHER CATEGORICAL AID	0.00	0.00	1,381,902.00	0.00	0.00	1,381,902.00-
10	R	800	621	500000	000	EQUALIZATION AID	13,263,193.00	0.00	8,476,900.00	63.91	0.00	4,786,293.00
10	R	800	630	500000	561	SPECIAL PROJECT GRANTS	25,000.00	0.00	9,821.00	39.28	0.00	15,179.00
10	R	800	630	500000	562	SPECIAL PROJECT GRANTS	0.00	0.00	20,471.00	0.00	0.00	20,471.00-
10	R	800	660	500000	000	STATE REV THROUGH LOCAL U	0.00	0.00	920.00	0.00	0.00	920.00-
10	R	800	690	500000	000	OTHER REVENUE FROM STATE	20,000.00	26.00	318.52	1.59	0.00	19,681.48
10	R	800	691	500000	000	COMPUTER AID	178,815.00	0.00	0.00	0.00	0.00	178,815.00
10	R	800	695	500000	000	STATE CATEGORICAL AID	1,381,902.00	0.00	0.00	0.00	0.00	1,381,902.00
10	R	800	699	500000	699	OTHER REVENUE FROM STATE	0.00	0.00	14,085.96	0.00	0.00	14,085.96-
10	R	---	6--	-----	---	*REVENUE FROM STATE SOURC	15,083,910.00	88,815.00	10,117,297.48	67.07	0.00	4,966,612.52
10	R	800	713	500000	400	VOCATIONAL EDUCATION AID	19,500.00	4,000.00	11,359.01	58.25	0.00	8,140.99
10	R	800	730	500000	341	SPECIAL PROJECT GRANT	71,000.00	35,947.78	41,942.65	59.07	0.00	29,057.35
10	R	800	730	500000	365	SPECIAL PROJECT GRANT	96,000.00	9,865.94	35,238.29	36.71	0.00	60,761.71
10	R	800	730	500000	381	SPECIAL PROJECT GRANT	0.00	3,940.34	9,524.00	0.00	0.00	9,524.00-
10	R	800	751	500000	141	ECIA - CHAPTER 1	400,000.00	56,543.89	232,701.65	58.18	0.00	167,298.35
10	R	800	790	500000	393	OTHER REV FROM FEDERAL SO	0.00	0.00	500.00	0.00	0.00	500.00-
10	R	---	7--	-----	---	*REVENUE FROM FEDERAL SOU	586,500.00	110,297.95	331,265.60	56.48	0.00	255,234.40

Fd	T	Loc	Obj	Func	Prj	Obj	2018-19	April 2018-19	2018-19	2018-19	Encumbered	Unreceived
							Revised Budget	Monthly Revenue	FYTD Revenue	FYTD %	Balance	Balance
10	R	800	860	500000	000	SALE OF FIXED ASSETS	4,000.00	0.00	0.00	0.00	0.00	4,000.00
10	R	800	861	500000	000	EQUIPMENT SALES	0.00	0.00	1,015.00	0.00	0.00	1,015.00-
10	R	---	8--	-----	---	*OTHER FINANCING SOURCES	4,000.00	0.00	1,015.00	25.38	0.00	2,985.00
10	R	800	964	500000	000	INSURANCE	35,000.00	0.00	29,372.00	83.92	0.00	5,628.00
10	R	800	971	500000	000	REFUND OF DISB - AIDABLE	15,000.00	0.00	85.80	0.57	0.00	14,914.20
10	R	800	971	500000	619	REFUND OF DISB - AIDABLE	0.00	0.00	57,426.55	0.00	0.00	57,426.55-
10	R	800	972	500000	000	REFUND OF DISB - NON-AIDA	0.00	0.00	4,771.98	0.00	0.00	4,771.98-
10	R	800	990	500000	000	MISCELLANEOUS OTHER REVEN	0.00	0.00	25.00	0.00	0.00	25.00-
10	R	---	9--	-----	---	*OTHER REVENUES	50,000.00	0.00	91,681.33	183.36	0.00	41,681.33-
10	-	---	---	-----	---	*GENERAL FUND	26,404,868.00	210,676.50	17,014,059.53	64.44	0.00	9,390,808.47
21	R	100	291	500000	010	GIFTS	0.00	131.00	5,439.42	0.00	0.00	5,439.42-
21	R	100	291	500000	036	GIFTS	0.00	0.00	1,964.25	0.00	0.00	1,964.25-
21	R	100	291	500000	040	GIFTS	0.00	18.73	978.12	0.00	0.00	978.12-
21	R	100	291	500000	050	GIFTS	0.00	0.00	3,500.00	0.00	0.00	3,500.00-
21	R	100	291	500000	070	GIFTS	0.00	0.00	550.80	0.00	0.00	550.80-
21	R	100	291	500000	080	GIFTS	0.00	0.00	3,662.98	0.00	0.00	3,662.98-
21	R	100	291	500000	085	GIFTS	0.00	0.00	7,917.37	0.00	0.00	7,917.37-
21	R	101	291	500000	110	GIFTS	0.00	230.00	1,177.00	0.00	0.00	1,177.00-
21	R	101	291	500000	150	GIFTS	0.00	0.00	1,061.10	0.00	0.00	1,061.10-
21	R	200	291	500000	210	GIFTS	0.00	0.00	265.00	0.00	0.00	265.00-
21	R	200	291	500000	212	GIFTS	0.00	0.00	3,915.66	0.00	0.00	3,915.66-
21	R	200	291	500000	217	GIFTS	0.00	0.00	20,416.10	0.00	0.00	20,416.10-
21	R	200	291	500000	220	GIFTS	0.00	0.00	234.00	0.00	0.00	234.00-
21	R	200	291	500000	221	GIFTS	0.00	1,966.10	2,066.10	0.00	0.00	2,066.10-
21	R	200	291	500000	227	GIFTS	0.00	0.00	8,334.00	0.00	0.00	8,334.00-
21	R	200	291	500000	230	GIFTS	0.00	0.00	34.29	0.00	0.00	34.29-
21	R	200	291	500000	235	GIFTS	0.00	0.00	500.02	0.00	0.00	500.02-
21	R	200	291	500000	249	GIFTS	0.00	0.00	267.10	0.00	0.00	267.10-
21	R	200	291	500000	272	GIFTS	0.00	342.50	9,903.43	0.00	0.00	9,903.43-
21	R	200	291	500000	276	GIFTS	0.00	0.00	4,450.00	0.00	0.00	4,450.00-
21	R	400	291	500000	402	GIFTS	0.00	0.00	7,823.60	0.00	0.00	7,823.60-
21	R	400	291	500000	403	GIFTS	0.00	296.76	1,996.76	0.00	0.00	1,996.76-
21	R	400	291	500000	408	GIFTS	0.00	470.00	2,420.00	0.00	0.00	2,420.00-
21	R	400	291	500000	411	GIFTS	0.00	419.62	2,850.83	0.00	0.00	2,850.83-
21	R	400	291	500000	424	GIFTS	0.00	0.00	280.00	0.00	0.00	280.00-
21	R	400	291	500000	428	GIFTS	0.00	194.00	194.00	0.00	0.00	194.00-
21	R	400	291	500000	444	GIFTS	0.00	16,453.65-	37,923.42	0.00	0.00	37,923.42-
21	R	400	291	500000	454	GIFTS	0.00	1,000.00	1,000.00	0.00	0.00	1,000.00-

Fd	T	Loc	Obj	Func	Prj	Obj	2018-19	April 2018-19	2018-19	2018-19	Encumbered	Unreceived
							Revised Budget	Monthly Revenue	FYTD Revenue	FYTD %	Balance	Balance
21	R	400	291	500000	459	GIFTS	0.00	0.00	118.90	0.00	0.00	118.90-
21	R	400	291	500000	462	GIFTS	0.00	0.00	25,000.00	0.00	0.00	25,000.00-
21	R	400	291	500000	475	GIFTS	0.00	0.00	5,000.00	0.00	0.00	5,000.00-
21	R	400	291	500000	482	GIFTS	0.00	0.00	250.00	0.00	0.00	250.00-
21	R	400	291	500000	484	GIFTS	0.00	6,000.00	8,017.00	0.00	0.00	8,017.00-
21	R	400	291	500000	490	GIFTS	0.00	277.00	2,172.05	0.00	0.00	2,172.05-
21	R	400	291	500000	494	GIFTS	0.00	0.00	1,626.95	0.00	0.00	1,626.95-
21	R	400	291	500000	495	GIFTS	0.00	0.00	4,924.83	0.00	0.00	4,924.83-
21	R	400	291	500000	497	GIFTS	0.00	160.00	680.00	0.00	0.00	680.00-
21	R	800	291	500000	000	GIFTS	0.00	4,444.00	13,463.00	0.00	0.00	13,463.00-
21	R	800	291	500000	174	GIFTS	0.00	0.00	9,903.00	0.00	0.00	9,903.00-
21	R	800	291	500000	180	GIFTS	0.00	0.00	424,588.01	0.00	0.00	424,588.01-
21	R	800	291	500000	181	GIFTS	0.00	0.00	743.00	0.00	0.00	743.00-
21	R	800	291	500000	710	GIFTS	0.00	0.00	485.00	0.00	0.00	485.00-
21	R	---	2--	-----	---	*REVENUE FROM LOCAL SOURC	0.00	503.94-	628,097.09	0.00	0.00	628,097.09-
21	-	---	---	-----	---	*GIFT FUND	0.00	503.94-	628,097.09	0.00	0.00	628,097.09-
27	R	800	110	500000	000	TRANSFERS IN - GENERAL	3,179,835.00	0.00	0.00	0.00	0.00	3,179,835.00
27	R	---	1--	-----	---	*OPERATING TRANSFERS - IN	3,179,835.00	0.00	0.00	0.00	0.00	3,179,835.00
27	R	800	340	500000	000	PAYMENTS FOR SERVICES	35,000.00	0.00	0.00	0.00	0.00	35,000.00
27	R	---	3--	-----	---	*INTERDIST PYMNTS WITHIN	35,000.00	0.00	0.00	0.00	0.00	35,000.00
27	R	800	517	500000	000	TRANSIT OF FEDERAL AIDS	165,000.00	0.00	0.00	0.00	0.00	165,000.00
27	R	---	5--	-----	---	*REV FROM INTERMEDIATE SO	165,000.00	0.00	0.00	0.00	0.00	165,000.00
27	R	800	611	500000	011	HANDICAPPED AID	915,000.00	0.00	761,339.00	83.21	0.00	153,661.00
27	R	---	6--	-----	---	*REVENUE FROM STATE SOURC	915,000.00	0.00	761,339.00	83.21	0.00	153,661.00
27	R	800	730	500000	341	SPECIAL PROJECT GRANT	506,042.00	82,194.26	405,393.24	80.11	0.00	100,648.76
27	R	800	730	500000	347	SPECIAL PROJECT GRANT	24,000.00	8,740.39	23,214.02	96.73	0.00	785.98
27	R	---	7--	-----	---	*REVENUE FROM FEDERAL SOU	530,042.00	90,934.65	428,607.26	80.86	0.00	101,434.74
27	-	---	---	-----	---	*SPECIAL EDUCATION FUND	4,824,877.00	90,934.65	1,189,946.26	24.66	0.00	3,634,930.74
38	R	800	211	500000	000	PROPERTY TAX	178,105.00	0.00	178,105.00	100.00	0.00	0.00
38	R	---	2--	-----	---	*REVENUE FROM LOCAL SOURC	178,105.00	0.00	178,105.00	100.00	0.00	0.00
38	-	---	---	-----	---	*Non-Referendum Debt Serv	178,105.00	0.00	178,105.00	100.00	0.00	0.00
39	R	800	211	500000	000	PROPERTY TAX	462,400.00	0.00	462,400.00	100.00	0.00	0.00
39	R	---	2--	-----	---	*REVENUE FROM LOCAL SOURC	462,400.00	0.00	462,400.00	100.00	0.00	0.00

Fd	T	Loc	Obj	Func	Prj	Obj	2018-19	April 2018-19	2018-19	2018-19	Encumbered	Unreceived
							Revised Budget	Monthly Revenue	FYTD Revenue	FYTD %	Balance	Balance
39	-	---	---	-----	---	*REFERENDUM APPROVED DEBT	462,400.00	0.00	462,400.00	100.00	0.00	0.00
50	R	800	251	257000	000	PUPILS	413,105.00	0.00	285,189.20	69.04	0.00	127,915.80
50	R	800	251	257210	000	PUPILS	15,000.00	0.00	9,936.70	66.24	0.00	5,063.30
50	R	800	251	257250	000	PUPILS	137,700.00	0.00	99,164.20	72.01	0.00	38,535.80
50	R	800	259	257000	000	OTHER FOOD SERVICE SALES	42,000.00	4,446.97	29,057.12	69.18	0.00	12,942.88
50	R	800	259	257000	586	OTHER FOOD SERVICE SALES	0.00	0.00	134.90	0.00	0.00	134.90-
50	R	---	2--	-----	---	*REVENUE FROM LOCAL SOURC	607,805.00	4,446.97	423,482.12	69.67	0.00	184,322.88
50	R	800	617	257000	000	FOOD SERVICE AID - STATE	13,500.00	0.00	10,364.06	76.77	0.00	3,135.94
50	R	800	617	257210	000	FOOD SERVICE AID - STATE	3,000.00	0.00	2,357.39	78.58	0.00	642.61
50	R	800	617	257240	000	FOOD SERVICE AID - STATE	3,200.00	0.00	2,493.19	77.91	0.00	706.81
50	R	---	6--	-----	---	*REVENUE FROM STATE SOURC	19,700.00	0.00	15,214.64	77.23	0.00	4,485.36
50	R	800	714	257000	000	DONATED COMMODITIES	93,000.00	0.00	80,155.86	86.19	0.00	12,844.14
50	R	800	717	257000	000	FOOD SERVICE AID - FEDERA	382,000.00	0.00	294,014.80	76.97	0.00	87,985.20
50	R	800	717	257000	586	FOOD SERVICE AID - FEDERA	0.00	0.00	9,559.12	0.00	0.00	9,559.12-
50	R	800	717	257210	000	FOOD SERVICE AID - FEDERA	58,000.00	0.00	40,595.67	69.99	0.00	17,404.33
50	R	800	717	257210	586	FOOD SERVICE AID - FEDERA	0.00	0.00	2,661.13	0.00	0.00	2,661.13-
50	R	---	7--	-----	---	*REVENUE FROM FEDERAL SOU	533,000.00	0.00	426,986.58	80.11	0.00	106,013.42
50	-	---	---	-----	---	*FOOD SERVICE FUND	1,160,505.00	4,446.97	865,683.34	74.60	0.00	294,821.66
72	R	800	291	500000	000	GIFTS	0.00	1,575.00	56,049.08	0.00	0.00	56,049.08-
72	R	---	2--	-----	---	*REVENUE FROM LOCAL SOURC	0.00	1,575.00	56,049.08	0.00	0.00	56,049.08-
72	-	---	---	-----	---	*PRIVATE PURPOSE (SCHOLAR	0.00	1,575.00	56,049.08	0.00	0.00	56,049.08-
80	R	800	211	500000	000	PROPERTY TAX	234,335.00	0.00	234,335.00	100.00	0.00	0.00
80	R	800	240	500000	740	PAYMENT FOR SERVICES	35,000.00	760.00	19,291.75	55.12	0.00	15,708.25
80	R	800	272	500000	000	COMMUNITY SERVICE FEES	0.00	994.00	4,507.25	0.00	0.00	4,507.25-
80	R	---	2--	-----	---	*REVENUE FROM LOCAL SOURC	269,335.00	1,754.00	258,134.00	95.84	0.00	11,201.00
80	-	---	---	-----	---	*COMMUNITY SERVICE FUND	269,335.00	1,754.00	258,134.00	95.84	0.00	11,201.00
99	R	800	110	410000	360	TRANSFERS IN - GENERAL	2,786,460.00	0.00	0.00	0.00	0.00	2,786,460.00
99	R	800	110	410000	394	TRANSFERS IN - GENERAL	211,000.00	0.00	0.00	0.00	0.00	211,000.00
99	R	---	1--	-----	---	*OPERATING TRANSFERS - IN	2,997,460.00	0.00	0.00	0.00	0.00	2,997,460.00
99	R	800	340	500000	617	PAYMENTS FOR SERVICES	0.00	1,500.00	3,000.00	0.00	0.00	3,000.00-
99	R	800	341	500000	360	GEN TUITION-NON-OPEN ENRO	2,159,109.00	0.00	88,647.00	4.11	0.00	2,070,462.00
99	R	---	3--	-----	---	*INTERDIST PYMNTS WITHIN	2,159,109.00	1,500.00	91,647.00	4.24	0.00	2,067,462.00
99	-	---	---	-----	---	*OTHER PKG/COOP PROGRAM F	5,156,569.00	1,500.00	91,647.00	1.78	0.00	5,064,922.00

Fd	T	Loc	Obj	Func	Prj	Obj	2018-19 Revised Budget	April 2018-19 Monthly Revenue	2018-19 FYTD Revenue	2018-19 FYTD %	Encumbered Balance	Unreceived Balance
Grand Revenue Totals							38,456,659.00	310,383.18	20,744,121.30	53.94	0.00	17,712,537.70

Number of Accounts: 109

***** End of report *****

Fd	T	Loc	Obj	Func	Prj	Obj	2018-19	April 2018-19	2018-19	2018-19	Encumbered	Unencumbered	Unexpended
							Revised Budget	Monthly Activity	FYTD Activity	FYTD %	Amount	Balance	Balance
10	E	---	1--	110000	---	SALARIES	3,314,791.00	251,801.72	2,066,651.18	62.35	0.00	1,248,139.82	1,248,139.82
10	E	---	2--	110000	---	EMPLOYEE BENEFITS	1,432,793.00	108,314.33	867,066.14	60.52	0.00	565,726.86	565,726.86
10	E	---	3--	110000	---	PURCHASED SERVICES	20,793.00	0.00	17,894.91	86.06	5,239.78	2,341.69-	2,898.09
10	E	---	4--	110000	---	NON-CAPITAL OBJECTS	100,733.00	2,730.90	72,259.72	71.73	4,632.44	23,840.84	28,473.28
10	E	---	5--	110000	---	CAPITAL OBJECTS	0.00	0.00	329.99	0.00	1,124.96	1,454.95-	329.99-
10	E	---	9--	110000	---	OTHER EXPENDITURES	0.00	0.00	530.00	0.00	0.00	530.00-	530.00-
10	E	---	---	110000	---	UNDIFFERENTIATED CURRICU	4,869,110.00	362,846.95	3,024,731.94	62.12	10,997.18	1,833,380.88	1,844,378.06
10	E	---	1--	120000	---	SALARIES	0.00	0.00	8,779.14	0.00	0.00	8,779.14-	8,779.14-
10	E	---	2--	120000	---	EMPLOYEE BENEFITS	0.00	0.00	4,909.45	0.00	0.00	4,909.45-	4,909.45-
10	E	---	4--	120000	---	NON-CAPITAL OBJECTS	0.00	0.00	2,986.34	0.00	0.00	2,986.34-	2,986.34-
10	E	---	---	120000	---	REGULAR CURRICULUM	0.00	0.00	16,674.93	0.00	0.00	16,674.93-	16,674.93-
10	E	---	1--	121000	---	SALARIES	233,453.00	19,497.38	143,862.99	61.62	0.00	89,590.01	89,590.01
10	E	---	2--	121000	---	EMPLOYEE BENEFITS	77,260.00	6,126.58	47,403.10	61.36	0.00	29,856.90	29,856.90
10	E	---	3--	121000	---	PURCHASED SERVICES	0.00	0.00	71.28	0.00	0.00	71.28-	71.28-
10	E	---	4--	121000	---	NON-CAPITAL OBJECTS	27,450.00	953.25	25,480.26	92.82	714.55	1,255.19	1,969.74
10	E	---	5--	121000	---	CAPITAL OBJECTS	0.00	0.00	4,060.52	0.00	0.00	4,060.52-	4,060.52-
10	E	---	---	121000	---	ART	338,163.00	26,577.21	220,878.15	65.32	714.55	116,570.30	117,284.85
10	E	---	1--	122000	---	SALARIES	791,284.00	81,621.17	657,629.79	83.11	0.00	133,654.21	133,654.21
10	E	---	2--	122000	---	EMPLOYEE BENEFITS	466,120.00	41,362.17	328,641.96	70.51	0.00	137,478.04	137,478.04
10	E	---	3--	122000	---	PURCHASED SERVICES	7,100.00	13.72	4,017.76	56.59	0.00	3,082.24	3,082.24
10	E	---	4--	122000	---	NON-CAPITAL OBJECTS	45,274.00	34.35	42,219.10	93.25	5,667.97	2,613.07-	3,054.90
10	E	---	9--	122000	---	OTHER EXPENDITURES	100.00	0.00	294.00	294.00	0.00	194.00-	194.00-
10	E	---	---	122000	---	ENGLISH LANGUAGE	1,309,878.00	123,031.41	1,032,802.61	78.85	5,667.97	271,407.42	277,075.39
10	E	---	1--	122110	---	SALARIES	37,972.00	6,491.68	51,098.47	134.57	0.00	13,126.47-	13,126.47-
10	E	---	2--	122110	---	EMPLOYEE BENEFITS	24,278.00	3,312.05	26,416.45	108.81	0.00	2,138.45-	2,138.45-
10	E	---	---	122110	---	READING	62,250.00	9,803.73	77,514.92	124.52	0.00	15,264.92-	15,264.92-
10	E	---	1--	122115	---	SALARIES	52,755.00	7,646.28	50,357.44	95.46	0.00	2,397.56	2,397.56
10	E	---	2--	122115	---	EMPLOYEE BENEFITS	38,888.00	3,090.30	24,240.55	62.33	0.00	14,647.45	14,647.45
10	E	---	3--	122115	---	PURCHASED SERVICES	20,900.00	0.00	23,475.00	112.32	0.00	2,575.00-	2,575.00-
10	E	---	4--	122115	---	NON-CAPITAL OBJECTS	4,465.00	0.00	3,543.25	79.36	0.00	921.75	921.75
10	E	---	---	122115	---	REMEDIATION	117,008.00	10,736.58	101,616.24	86.85	0.00	15,391.76	15,391.76
10	E	---	3--	122600	---	PURCHASED SERVICES	1,500.00	0.00	3,054.40	203.63	972.50	2,526.90-	1,554.40-
10	E	---	4--	122600	---	NON-CAPITAL OBJECTS	4,500.00	0.00	4,883.23	108.52	1,148.18	1,531.41-	383.23-
10	E	---	9--	122600	---	OTHER EXPENDITURES	2,750.00	0.00	1,140.00	41.45	0.00	1,610.00	1,610.00

Fd	T	Loc	Obj	Func	Prj	Obj	2018-19	April 2018-19	2018-19	2018-19	Encumbered	Unencumbered	Unexpended
							Revised Budget	Monthly Activity	FYTD Activity	FYTD %	Amount	Balance	Balance
10	E	---	---	122600	---	DRAMA	8,750.00	0.00	9,077.63	103.74	2,120.68	2,448.31-	327.63-
10	E	---	1--	123208	---	SALARIES	57,400.00	4,783.34	38,266.64	66.67	0.00	19,133.36	19,133.36
10	E	---	2--	123208	---	EMPLOYEE BENEFITS	18,593.00	1,459.15	11,853.67	63.75	0.00	6,739.33	6,739.33
10	E	---	3--	123208	---	PURCHASED SERVICES	0.00	0.00	136.13	0.00	0.00	136.13-	136.13-
10	E	---	4--	123208	---	NON-CAPITAL OBJECTS	8,196.00	0.00	8,614.44	105.11	0.00	418.44-	418.44-
10	E	---	---	123208	---	FRENCH	84,189.00	6,242.49	58,870.88	69.93	0.00	25,318.12	25,318.12
10	E	---	1--	123219	---	SALARIES	85,250.00	7,172.52	57,379.92	67.31	0.00	27,870.08	27,870.08
10	E	---	2--	123219	---	EMPLOYEE BENEFITS	45,237.00	3,591.65	28,776.49	63.61	0.00	16,460.51	16,460.51
10	E	---	3--	123219	---	PURCHASED SERVICES	600.00	0.00	163.67	27.28	0.00	436.33	436.33
10	E	---	4--	123219	---	NON-CAPITAL OBJECTS	21,111.00	0.00	19,941.47	94.46	0.00	1,169.53	1,169.53
10	E	---	---	123219	---	SPANISH	152,198.00	10,764.17	106,261.55	69.82	0.00	45,936.45	45,936.45
10	E	---	1--	124000	---	SALARIES	430,778.00	37,428.66	308,154.79	71.53	0.00	122,623.21	122,623.21
10	E	---	2--	124000	---	EMPLOYEE BENEFITS	254,010.00	20,930.78	168,513.79	66.34	0.00	85,496.21	85,496.21
10	E	---	3--	124000	---	PURCHASED SERVICES	25,000.00	432.00	25,407.00	101.63	0.00	407.00-	407.00-
10	E	---	4--	124000	---	NON-CAPITAL OBJECTS	22,885.00	0.00	17,996.89	78.64	299.70	4,588.41	4,888.11
10	E	---	---	124000	---	MATHEMATICS	732,673.00	58,791.44	520,072.47	70.98	299.70	212,300.83	212,600.53
10	E	---	1--	125400	---	SALARIES	221,665.00	20,474.04	149,979.12	67.66	0.00	71,685.88	71,685.88
10	E	---	2--	125400	---	EMPLOYEE BENEFITS	110,463.00	8,548.06	67,375.60	60.99	0.00	43,087.40	43,087.40
10	E	---	3--	125400	---	PURCHASED SERVICES	10,824.00	801.00	6,690.62	61.81	280.00	3,853.38	4,133.38
10	E	---	4--	125400	---	NON-CAPITAL OBJECTS	17,232.00	1,471.53	11,589.02	67.25	3,774.56	1,868.42	5,642.98
10	E	---	5--	125400	---	CAPITAL OBJECTS	1,050.00	817.00	2,417.00	230.19	1,644.99	3,011.99-	1,367.00-
10	E	---	9--	125400	---	OTHER EXPENDITURES	3,405.00	632.75	2,331.33	68.47	0.00	1,073.67	1,073.67
10	E	---	---	125400	---	VOCAL MUSIC	364,639.00	32,744.38	240,382.69	65.92	5,699.55	118,556.76	124,256.31
10	E	---	1--	125500	---	SALARIES	166,406.00	14,360.30	114,881.80	69.04	0.00	51,524.20	51,524.20
10	E	---	2--	125500	---	EMPLOYEE BENEFITS	58,645.00	4,701.48	37,695.53	64.28	0.00	20,949.47	20,949.47
10	E	---	3--	125500	---	PURCHASED SERVICES	8,900.00	456.60	5,501.41	61.81	3,060.50	338.09	3,398.59
10	E	---	4--	125500	---	NON-CAPITAL OBJECTS	8,788.00	579.91	8,043.85	91.53	1,420.06	675.91-	744.15
10	E	---	5--	125500	---	CAPITAL OBJECTS	1,750.00	0.00	1,539.95	88.00	2,052.00	1,841.95-	210.05
10	E	---	9--	125500	---	OTHER EXPENDITURES	1,830.00	67.85	869.35	47.51	0.00	960.65	960.65
10	E	---	---	125500	---	INSTRUMENTAL MUSIC	246,319.00	20,166.14	168,531.89	68.42	6,532.56	71,254.55	77,787.11
10	E	---	1--	126000	---	SALARIES	443,490.00	37,123.06	297,159.48	67.00	0.00	146,330.52	146,330.52
10	E	---	2--	126000	---	EMPLOYEE BENEFITS	223,262.00	17,555.37	141,118.33	63.21	0.00	82,143.67	82,143.67
10	E	---	3--	126000	---	PURCHASED SERVICES	750.00	0.00	98.94	13.19	0.00	651.06	651.06
10	E	---	4--	126000	---	NON-CAPITAL OBJECTS	24,051.00	323.26	16,599.41	69.02	1,339.03	6,112.56	7,451.59

Fd	T	Loc	Obj	Func	Prj	Obj	2018-19	April 2018-19	2018-19	2018-19	Encumbered	Unencumbered	Unexpended
							Revised Budget	Monthly Activity	FYTD Activity	FYTD %	Amount	Balance	Balance
10	E	---	5--	126000	---	CAPITAL OBJECTS	0.00	0.00	5,985.57	0.00	0.00	5,985.57-	5,985.57-
10	E	---	9--	126000	---	OTHER EXPENDITURES	0.00	0.00	160.00	0.00	0.00	160.00-	160.00-
10	E	---	---	126000	---	SCIENCE	691,553.00	55,001.69	461,121.73	66.68	1,339.03	229,092.24	230,431.27
10	E	---	1--	127000	---	SALARIES	417,482.00	31,841.64	255,012.17	61.08	0.00	162,469.83	162,469.83
10	E	---	2--	127000	---	EMPLOYEE BENEFITS	216,320.00	15,537.28	124,193.82	57.41	0.00	92,126.18	92,126.18
10	E	---	3--	127000	---	PURCHASED SERVICES	1,500.00	265.00	265.00	17.67	0.00	1,235.00	1,235.00
10	E	---	4--	127000	---	NON-CAPITAL OBJECTS	2,204.00	0.00	2,307.82	104.71	0.00	103.82-	103.82-
10	E	---	9--	127000	---	OTHER EXPENDITURES	250.00	0.00	0.00	0.00	0.00	250.00	250.00
10	E	---	---	127000	---	SOCIAL SCIENCE	637,756.00	47,643.92	381,778.81	59.86	0.00	255,977.19	255,977.19
10	E	---	3--	129000	---	PURCHASED SERVICES	5,000.00	1,666.66	5,000.00	100.00	0.00	0.00	0.00
10	E	---	4--	129000	---	NON-CAPITAL OBJECTS	0.00	0.00	167.00	0.00	0.00	167.00-	167.00-
10	E	---	---	129000	---	OTHER REGULAR CURRICULUM	5,000.00	1,666.66	5,167.00	103.34	0.00	167.00-	167.00-
10	E	---	3--	129200	---	PURCHASED SERVICES	1,000.00	0.00	0.00	0.00	0.00	1,000.00	1,000.00
10	E	---	---	129200	---	YOUTH OPTIONS	1,000.00	0.00	0.00	0.00	0.00	1,000.00	1,000.00
10	E	---	4--	129300	---	NON-CAPITAL OBJECTS	34,500.00	0.00	20,369.29	59.04	8,500.00	5,630.71	14,130.71
10	E	---	5--	129300	---	CAPITAL OBJECTS	18,749.00	0.00	8,908.00	47.51	12,369.00	2,528.00-	9,841.00
10	E	---	---	129300	---	COMPUTER LITERACY	53,249.00	0.00	29,277.29	54.98	20,869.00	3,102.71	23,971.71
10	E	---	4--	130000	---	NON-CAPITAL OBJECTS	1,642.00	0.00	0.00	0.00	0.00	1,642.00	1,642.00
10	E	---	---	130000	---	VOCATIONAL CURRICULUM	1,642.00	0.00	0.00	0.00	0.00	1,642.00	1,642.00
10	E	---	1--	131000	---	SALARIES	67,350.00	5,762.62	46,100.52	68.45	0.00	21,249.48	21,249.48
10	E	---	2--	131000	---	EMPLOYEE BENEFITS	43,746.00	3,516.48	27,997.15	64.00	0.00	15,748.85	15,748.85
10	E	---	3--	131000	---	PURCHASED SERVICES	0.00	82.00	32.78-	0.00	0.00	32.78	32.78
10	E	---	4--	131000	---	NON-CAPITAL OBJECTS	6,300.00	975.07	4,990.36	79.21	2,642.77	1,333.13-	1,309.64
10	E	---	5--	131000	---	CAPITAL OBJECTS	6,800.00	0.00	1,181.78	17.38	0.00	5,618.22	5,618.22
10	E	---	9--	131000	---	OTHER EXPENDITURES	266.00	403.00	403.00	151.50	0.00	137.00-	137.00-
10	E	---	---	131000	---	AGRICULTURE	124,462.00	10,739.17	80,640.03	64.79	2,642.77	41,179.20	43,821.97
10	E	---	1--	132000	---	SALARIES	92,350.00	7,695.84	61,566.64	66.67	0.00	30,783.36	30,783.36
10	E	---	2--	132000	---	EMPLOYEE BENEFITS	36,183.00	2,904.66	23,284.97	64.35	0.00	12,898.03	12,898.03
10	E	---	3--	132000	---	PURCHASED SERVICES	1,900.00	0.00	3,668.52	193.08	0.00	1,768.52-	1,768.52-
10	E	---	4--	132000	---	NON-CAPITAL OBJECTS	19,302.00	18.24	9,607.48	49.77	0.00	9,694.52	9,694.52
10	E	---	5--	132000	---	CAPITAL OBJECTS	1,000.00	0.00	2,871.60	287.16	15,000.00	16,871.60-	1,871.60-
10	E	---	9--	132000	---	OTHER EXPENDITURES	1,600.00	0.00	1,025.00	64.06	0.00	575.00	575.00
10	E	---	---	132000	---	BUSINESS OCCUPATIONS	152,335.00	10,618.74	102,024.21	66.97	15,000.00	35,310.79	50,310.79

Fd	T	Loc	Obj	Func	Prj	Obj	2018-19	April 2018-19	2018-19	2018-19	Encumbered	Unencumbered	Unexpended
							Revised Budget	Monthly Activity	FYTD Activity	FYTD %	Amount	Balance	Balance
10	E	---	1--	135000	---	SALARIES	83,106.00	6,927.38	54,921.93	66.09	0.00	28,184.07	28,184.07
10	E	---	2--	135000	---	EMPLOYEE BENEFITS	47,677.00	3,810.13	30,449.32	63.87	0.00	17,227.68	17,227.68
10	E	---	3--	135000	---	PURCHASED SERVICES	1,210.00	48.60	546.50	45.17	360.00	303.50	663.50
10	E	---	4--	135000	---	NON-CAPITAL OBJECTS	11,651.00	895.13	5,932.82	50.92	5,175.83	542.35	5,718.18
10	E	---	5--	135000	---	CAPITAL OBJECTS	600.00	0.00	0.00	0.00	0.00	600.00	600.00
10	E	---	---	135000	---	HOME ECONOMICS	144,244.00	11,681.24	91,850.57	63.68	5,535.83	46,857.60	52,393.43
10	E	---	1--	136000	---	SALARIES	218,446.00	18,337.12	145,834.63	66.76	0.00	72,611.37	72,611.37
10	E	---	2--	136000	---	EMPLOYEE BENEFITS	97,566.00	7,541.01	60,760.03	62.28	0.00	36,805.97	36,805.97
10	E	---	3--	136000	---	PURCHASED SERVICES	2,000.00	328.00	328.00	16.40	0.00	1,672.00	1,672.00
10	E	---	4--	136000	---	NON-CAPITAL OBJECTS	22,907.00	717.48	13,812.64	60.30	5,611.49	3,482.87	9,094.36
10	E	---	5--	136000	---	CAPITAL OBJECTS	800.00	354.52	6,895.95	861.99	199.05	6,295.00-	6,095.95-
10	E	---	9--	136000	---	OTHER EXPENDITURES	0.00	0.00	350.00	0.00	0.00	350.00-	350.00-
10	E	---	---	136000	---	TECHNOLOGY EDUCATION	341,719.00	27,278.13	227,981.25	66.72	5,810.54	107,927.21	113,737.75
10	E	---	1--	138000	---	SALARIES	30,368.00	2,328.70	23,287.02	76.68	0.00	7,080.98	7,080.98
10	E	---	2--	138000	---	EMPLOYEE BENEFITS	27,303.00	2,054.28	20,554.84	75.28	0.00	6,748.16	6,748.16
10	E	---	---	138000	---	VOCATIONAL SPECIAL NEEDS	57,671.00	4,382.98	43,841.86	76.02	0.00	13,829.14	13,829.14
10	E	---	1--	139000	---	SALARIES	0.00	1,723.82	10,781.87	0.00	0.00	10,781.87-	10,781.87-
10	E	---	---	139000	---	OTHER VOCATIONAL CURRICU	0.00	1,723.82	10,781.87	0.00	0.00	10,781.87-	10,781.87-
10	E	---	1--	143000	---	SALARIES	436,306.00	36,003.28	278,982.28	63.94	0.00	157,323.72	157,323.72
10	E	---	2--	143000	---	EMPLOYEE BENEFITS	190,178.00	15,762.81	122,549.76	64.44	0.00	67,628.24	67,628.24
10	E	---	3--	143000	---	PURCHASED SERVICES	3,925.00	0.00	2,951.01	75.18	0.00	973.99	973.99
10	E	---	4--	143000	---	NON-CAPITAL OBJECTS	22,910.00	78.78	16,010.59	69.88	5,822.15	1,077.26	6,899.41
10	E	---	5--	143000	---	CAPITAL OBJECTS	0.00	0.00	834.42	0.00	0.00	834.42-	834.42-
10	E	---	---	143000	---	PHYSICAL EDUCATION	653,319.00	51,844.87	421,328.06	64.49	5,822.15	226,168.79	231,990.94
10	E	---	1--	161000	---	SALARIES	27,050.00	2,387.84	17,497.64	64.69	0.00	9,552.36	9,552.36
10	E	---	2--	161000	---	EMPLOYEE BENEFITS	4,450.00	331.86	2,437.10	54.77	0.00	2,012.90	2,012.90
10	E	---	3--	161000	---	PURCHASED SERVICES	645.00	0.00	773.83	119.97	0.00	128.83-	128.83-
10	E	---	4--	161000	---	NON-CAPITAL OBJECTS	20.00	53.70	150.68	753.40	0.00	130.68-	130.68-
10	E	---	9--	161000	---	OTHER EXPENDITURES	325.00	90.00	157.00	48.31	0.00	168.00	168.00
10	E	---	---	161000	---	CO-CURRICULAR ACADEMIC	32,490.00	2,863.40	21,016.25	64.69	0.00	11,473.75	11,473.75
10	E	---	1--	162000	---	SALARIES	134,500.00	4,411.54	97,505.34	72.49	0.00	36,994.66	36,994.66
10	E	---	2--	162000	---	EMPLOYEE BENEFITS	17,000.00	610.66	10,716.50	63.04	0.00	6,283.50	6,283.50
10	E	---	3--	162000	---	PURCHASED SERVICES	75,960.00	8,183.81	95,642.72	125.91	0.00	19,682.72-	19,682.72-
10	E	---	4--	162000	---	NON-CAPITAL OBJECTS	34,575.00	72.60	37,535.76	108.56	28,946.69	31,907.45-	2,960.76-

Fd	T	Loc	Obj	Func	Prj	Obj	2018-19	April 2018-19	2018-19	2018-19	Encumbered	Unencumbered	Unexpended
							Revised Budget	Monthly Activity	FYTD Activity	FYTD %	Amount	Balance	Balance
10	E	---	5--	162000	---	CAPITAL OBJECTS	42,875.00	20,750.00	23,916.70	55.78	0.00	18,958.30	18,958.30
10	E	---	9--	162000	---	OTHER EXPENDITURES	14,000.00	1,461.50	13,741.50	98.15	0.00	258.50	258.50
10	E	---	---	162000	---	CO-CURRICULAR ATHLETICS	318,910.00	35,490.11	279,058.52	87.50	28,946.69	10,904.79	39,851.48
10	E	---	1--	171000	---	SALARIES	93,500.00	9,148.68	75,522.31	80.77	0.00	17,977.69	17,977.69
10	E	---	2--	171000	---	EMPLOYEE BENEFITS	57,977.00	4,651.86	37,574.39	64.81	0.00	20,402.61	20,402.61
10	E	---	3--	171000	---	PURCHASED SERVICES	5,000.00	3,456.00	18,533.15	370.66	0.00	13,533.15-	13,533.15-
10	E	---	4--	171000	---	NON-CAPITAL OBJECTS	0.00	0.00	10.96	0.00	0.00	10.96-	10.96-
10	E	---	---	171000	---	CULTURALLY/SOCIALLY DISA	156,477.00	17,256.54	131,640.81	84.13	0.00	24,836.19	24,836.19
10	E	---	1--	172000	---	SALARIES	19,550.00	1,672.08	13,376.68	68.42	0.00	6,173.32	6,173.32
10	E	---	2--	172000	---	EMPLOYEE BENEFITS	14,152.00	1,135.60	8,925.83	63.07	0.00	5,226.17	5,226.17
10	E	---	3--	172000	---	PURCHASED SERVICES	1,000.00	0.00	3,618.92	361.89	0.00	2,618.92-	2,618.92-
10	E	---	4--	172000	---	NON-CAPITAL OBJECTS	6,400.00	19.98	3,265.06	51.02	30.02	3,104.92	3,134.94
10	E	---	9--	172000	---	OTHER EXPENDITURES	3,725.00	0.00	2,350.00	63.09	0.00	1,375.00	1,375.00
10	E	---	---	172000	---	GIFTED AND TALENTED	44,827.00	2,827.66	31,536.49	70.35	30.02	13,260.49	13,290.51
10	E	---	1--	173000	---	SALARIES	0.00	0.00	100.73	0.00	0.00	100.73-	100.73-
10	E	---	2--	173000	---	EMPLOYEE BENEFITS	0.00	0.00	13.14	0.00	0.00	13.14-	13.14-
10	E	---	---	173000	---	HOMEBOUND NON-EEN INSTRU	0.00	0.00	113.87	0.00	0.00	113.87-	113.87-
10	E	---	---	1-----	---	INSTRUCTION	11,701,831.00	942,723.43	7,896,574.52	67.48	118,028.22	3,687,228.26	3,805,256.48
10	E	---	1--	213000	---	SALARIES	235,631.00	20,151.09	165,753.40	70.34	0.00	69,877.60	69,877.60
10	E	---	2--	213000	---	EMPLOYEE BENEFITS	90,641.00	7,285.22	60,537.88	66.79	0.00	30,103.12	30,103.12
10	E	---	3--	213000	---	PURCHASED SERVICES	5,025.00	0.00	682.06	13.57	75.00	4,267.94	4,342.94
10	E	---	4--	213000	---	NON-CAPITAL OBJECTS	7,640.00	483.70	4,222.85	55.27	1,070.73	2,346.42	3,417.15
10	E	---	---	213000	---	PUPIL SERVICES - GUIDANC	338,937.00	27,920.01	231,196.19	68.21	1,145.73	106,595.08	107,740.81
10	E	---	1--	214000	---	SALARIES	48,900.00	4,075.00	32,600.00	66.67	0.00	16,300.00	16,300.00
10	E	---	2--	214000	---	EMPLOYEE BENEFITS	29,756.00	2,260.78	18,082.59	60.77	0.00	11,673.41	11,673.41
10	E	---	3--	214000	---	PURCHASED SERVICES	0.00	0.00	1,566.51	0.00	0.00	1,566.51-	1,566.51-
10	E	---	4--	214000	---	NON-CAPITAL OBJECTS	5,240.00	0.00	2,649.26	50.56	802.81	1,787.93	2,590.74
10	E	---	9--	214000	---	OTHER EXPENDITURES	160.00	0.00	160.00	100.00	0.00	0.00	0.00
10	E	---	---	214000	---	PUPIL SERVICES - NURSE	84,056.00	6,335.78	55,058.36	65.50	802.81	28,194.83	28,997.64
10	E	---	1--	219000	---	SALARIES	44,418.00	4,683.41	41,180.30	92.71	0.00	3,237.70	3,237.70
10	E	---	2--	219000	---	EMPLOYEE BENEFITS	48,018.00	4,689.90	38,111.68	79.37	0.00	9,906.32	9,906.32
10	E	---	3--	219000	---	PURCHASED SERVICES	3,200.00	0.00	4,224.89	132.03	0.00	1,024.89-	1,024.89-
10	E	---	4--	219000	---	NON-CAPITAL OBJECTS	8,100.00	0.00	1,025.66	12.66	0.00	7,074.34	7,074.34

Fd	T	Loc	Obj	Func	Prj	Obj	2018-19	April 2018-19	2018-19	2018-19	Encumbered	Unencumbered	Unexpended
							Revised Budget	Monthly Activity	FYTD Activity	FYTD %	Amount	Balance	Balance
10	E	---	9--	219000	---	OTHER EXPENDITURES	500.00	0.00	420.00	84.00	0.00	80.00	80.00
10	E	---	---	219000	---	OTHER PUPIL SERVICES	104,236.00	9,373.31	84,962.53	81.51	0.00	19,273.47	19,273.47
10	E	---	1--	221000	---	SALARIES	0.00	0.00	476.00	0.00	0.00	476.00-	476.00-
10	E	---	2--	221000	---	EMPLOYEE BENEFITS	0.00	0.00	68.31	0.00	0.00	68.31-	68.31-
10	E	---	3--	221000	---	PURCHASED SERVICES	0.00	0.00	416.99	0.00	0.00	416.99-	416.99-
10	E	---	5--	221000	---	CAPITAL OBJECTS	3,000.00	0.00	0.00	0.00	0.00	3,000.00	3,000.00
10	E	---	---	221000	---	IMPROVEMENT OF INSTRUCTI	3,000.00	0.00	961.30	32.04	0.00	2,038.70	2,038.70
10	E	---	1--	221100	---	SALARIES	0.00	0.00	584.63	0.00	0.00	584.63-	584.63-
10	E	---	2--	221100	---	EMPLOYEE BENEFITS	0.00	0.00	81.97	0.00	0.00	81.97-	81.97-
10	E	---	---	221100	---	DIRECTION OF IMPROV OF I	0.00	0.00	666.60	0.00	0.00	666.60-	666.60-
10	E	---	1--	221200	---	SALARIES	13,330.00	4,091.39-	240.69	1.81	0.00	13,089.31	13,089.31
10	E	---	2--	221200	---	EMPLOYEE BENEFITS	0.00	345.62-	27.12	0.00	0.00	27.12-	27.12-
10	E	---	3--	221200	---	PURCHASED SERVICES	16,570.00	4,913.04	32,358.28	195.28	0.00	15,788.28-	15,788.28-
10	E	---	4--	221200	---	NON-CAPITAL OBJECTS	8,500.00	0.00	4,301.08-	50.60-	816.02	11,985.06	12,801.08
10	E	---	9--	221200	---	OTHER EXPENDITURES	0.00	0.00	3,515.00	0.00	0.00	3,515.00-	3,515.00-
10	E	---	---	221200	---	CURRICULUM DEVELOPMENT	38,400.00	476.03	31,840.01	82.92	816.02	5,743.97	6,559.99
10	E	---	1--	221201	---	SALARIES	104,959.00	8,746.60	87,465.80	83.33	0.00	17,493.20	17,493.20
10	E	---	2--	221201	---	EMPLOYEE BENEFITS	38,098.00	2,973.96	29,818.30	78.27	0.00	8,279.70	8,279.70
10	E	---	---	221201	---	CURRICULUM DEVELOPMENT	143,057.00	11,720.56	117,284.10	81.98	0.00	25,772.90	25,772.90
10	E	---	1--	221300	---	SALARIES	10,000.00	5,037.60	17,266.52	172.67	0.00	7,266.52-	7,266.52-
10	E	---	2--	221300	---	EMPLOYEE BENEFITS	30,000.00	427.81	18,501.65	61.67	0.00	11,498.35	11,498.35
10	E	---	3--	221300	---	PURCHASED SERVICES	19,300.00	8,159.00	32,493.61	168.36	2,500.00	15,693.61-	13,193.61-
10	E	---	4--	221300	---	NON-CAPITAL OBJECTS	4,865.00	0.00	4,977.98	102.32	0.00	112.98-	112.98-
10	E	---	---	221300	---	INSTRUCTIONAL STAFF TRAI	64,165.00	13,624.41	73,239.76	114.14	2,500.00	11,574.76-	9,074.76-
10	E	---	3--	221500	---	PURCHASED SERVICES	0.00	0.00	0.00	0.00	2,838.80	2,838.80-	0.00
10	E	---	4--	221500	---	NON-CAPITAL OBJECTS	0.00	0.00	0.00	0.00	5,692.00	5,692.00-	0.00
10	E	---	5--	221500	---	CAPITAL OBJECTS	0.00	0.00	0.00	0.00	7,399.00	7,399.00-	0.00
10	E	---	---	221500	---	INSTRUCTION RELATED TECH	0.00	0.00	0.00	0.00	15,929.80	15,929.80-	0.00
10	E	---	1--	222200	---	SALARIES	248,638.00	21,577.94	171,770.27	69.08	0.00	76,867.73	76,867.73
10	E	---	2--	222200	---	EMPLOYEE BENEFITS	186,517.00	17,211.94	115,230.43	61.78	0.00	71,286.57	71,286.57
10	E	---	3--	222200	---	PURCHASED SERVICES	0.00	0.00	47.25	0.00	0.00	47.25-	47.25-
10	E	---	4--	222200	---	NON-CAPITAL OBJECTS	89,224.00	1,348.31	68,125.36	76.35	11,175.93	9,922.71	21,098.64
10	E	---	5--	222200	---	CAPITAL OBJECTS	0.00	915.74	915.74	0.00	3,210.25	4,125.99-	915.74-

Fd	T	Loc	Obj	Func	Prj	Obj	2018-19	April 2018-19	2018-19	2018-19	Encumbered	Unencumbered	Unexpended
							Revised Budget	Monthly Activity	FYTD Activity	FYTD %	Amount	Balance	Balance
10	E	---	9--	222200	---	OTHER EXPENDITURES	400.00	0.00	920.00	230.00	60.00	580.00-	520.00-
10	E	---	---	222200	---	SCHOOL LIBRARY	524,779.00	41,053.93	357,009.05	68.03	14,446.18	153,323.77	167,769.95
10	E	---	1--	222300	---	SALARIES	41,246.00	4,218.83	35,359.38	85.73	0.00	5,886.62	5,886.62
10	E	---	2--	222300	---	EMPLOYEE BENEFITS	6,100.00	610.72	5,162.89	84.64	0.00	937.11	937.11
10	E	---	3--	222300	---	PURCHASED SERVICES	1,023.00	0.00	0.00	0.00	0.00	1,023.00	1,023.00
10	E	---	4--	222300	---	NON-CAPITAL OBJECTS	2,300.00	12.35	1,598.26	69.49	33,753.16	33,051.42-	701.74
10	E	---	5--	222300	---	CAPITAL OBJECTS	7,700.00	0.00	7,395.80	96.05	4,802.20	4,498.00-	304.20
10	E	---	---	222300	---	AUDIOVISUAL	58,369.00	4,841.90	49,516.33	84.83	38,555.36	29,702.69-	8,852.67
10	E	---	1--	223700	---	SALARIES	23,294.00	1,939.30	16,033.98	68.83	0.00	7,260.02	7,260.02
10	E	---	2--	223700	---	EMPLOYEE BENEFITS	13,107.00	1,047.26	8,464.75	64.58	0.00	4,642.25	4,642.25
10	E	---	---	223700	---	SUP/COOR VOC ED - LVEC	36,401.00	2,986.56	24,498.73	67.30	0.00	11,902.27	11,902.27
10	E	---	1--	223900	---	SALARIES	110,660.00	4,128.60	39,160.20	35.39	0.00	71,499.80	71,499.80
10	E	---	2--	223900	---	EMPLOYEE BENEFITS	59,256.00	2,658.00	24,645.29	41.59	0.00	34,610.71	34,610.71
10	E	---	3--	223900	---	PURCHASED SERVICES	0.00	358.00	881.25	0.00	0.00	881.25-	881.25-
10	E	---	4--	223900	---	NON-CAPITAL OBJECTS	3,538.00	0.00	823.34	23.27	0.00	2,714.66	2,714.66
10	E	---	9--	223900	---	OTHER EXPENDITURES	1,100.00	0.00	1,070.00	97.27	0.00	30.00	30.00
10	E	---	---	223900	---	SUPERVISION AND COORD-OT	174,554.00	7,144.60	66,580.08	38.14	0.00	107,973.92	107,973.92
10	E	---	1--	229000	---	SALARIES	142,812.00	12,011.78	124,927.40	87.48	0.00	17,884.60	17,884.60
10	E	---	2--	229000	---	EMPLOYEE BENEFITS	71,775.00	5,752.63	57,504.41	80.12	0.00	14,270.59	14,270.59
10	E	---	3--	229000	---	PURCHASED SERVICES	11,200.00	349.00	21,463.00	191.63	5,000.00	15,263.00-	10,263.00-
10	E	---	4--	229000	---	NON-CAPITAL OBJECTS	202,815.00	265.36	216,003.18	106.50	3,800.00	16,988.18-	13,188.18-
10	E	---	5--	229000	---	CAPITAL OBJECTS	101,458.00	0.00	81,648.68	80.48	0.00	19,809.32	19,809.32
10	E	---	---	229000	---	OTHER INSTRUCTIONAL STAF	530,060.00	18,378.77	501,546.67	94.62	8,800.00	19,713.33	28,513.33
10	E	---	1--	231000	---	SALARIES	18,500.00	2,790.00	14,705.00	79.49	0.00	3,795.00	3,795.00
10	E	---	2--	231000	---	EMPLOYEE BENEFITS	1,500.00	213.45	1,125.07	75.00	0.00	374.93	374.93
10	E	---	3--	231000	---	PURCHASED SERVICES	39,000.00	0.00	39,238.37	100.61	0.00	238.37-	238.37-
10	E	---	4--	231000	---	NON-CAPITAL OBJECTS	4,000.00	70.00	4,909.13	122.73	0.00	909.13-	909.13-
10	E	---	9--	231000	---	OTHER EXPENDITURES	6,500.00	0.00	6,291.00	96.78	0.00	209.00	209.00
10	E	---	---	231000	---	BOARD OF EDUCATION	69,500.00	3,073.45	66,268.57	95.35	0.00	3,231.43	3,231.43
10	E	---	3--	231500	---	PURCHASED SERVICES	12,000.00	0.00	4,673.64	38.95	0.00	7,326.36	7,326.36
10	E	---	---	231500	---	BOARD OF EDUCATION - LEG	12,000.00	0.00	4,673.64	38.95	0.00	7,326.36	7,326.36
10	E	---	1--	232000	---	SALARIES	176,950.00	13,935.59	149,063.57	84.24	0.00	27,886.43	27,886.43
10	E	---	2--	232000	---	EMPLOYEE BENEFITS	69,680.00	5,585.68	57,009.79	81.82	0.00	12,670.21	12,670.21

Fd	T	Loc	Obj	Func	Prj	Obj	2018-19	April 2018-19	2018-19	2018-19	Encumbered	Unencumbered	Unexpended
							Revised Budget	Monthly Activity	FYTD Activity	FYTD %	Amount	Balance	Balance
10	E	---	3--	232000	---	PURCHASED SERVICES	2,500.00	170.00	1,068.26	42.73	0.00	1,431.74	1,431.74
10	E	---	4--	232000	---	NON-CAPITAL OBJECTS	3,400.00	0.00	3,368.78	99.08	0.00	31.22	31.22
10	E	---	5--	232000	---	CAPITAL OBJECTS	500.00	0.00	0.00	0.00	0.00	500.00	500.00
10	E	---	9--	232000	---	OTHER EXPENDITURES	2,750.00	0.00	1,495.00	54.36	0.00	1,255.00	1,255.00
10	E	---	---	232000	---	CENTRAL ADMINISTRATION	255,780.00	19,691.27	212,005.40	82.89	0.00	43,774.60	43,774.60
10	E	---	1--	240000	---	SALARIES	820,857.00	68,674.90	675,522.56	82.29	0.00	145,334.44	145,334.44
10	E	---	2--	240000	---	EMPLOYEE BENEFITS	445,670.00	34,052.49	331,762.04	74.44	0.00	113,907.96	113,907.96
10	E	---	3--	240000	---	PURCHASED SERVICES	65,815.00	56.59	78,936.13	119.94	520.00	13,641.13-	13,121.13-
10	E	---	4--	240000	---	NON-CAPITAL OBJECTS	65,115.00	898.74	68,046.52	104.50	2,562.30	5,493.82-	2,931.52-
10	E	---	5--	240000	---	CAPITAL OBJECTS	6,600.00	0.00	17,043.78	258.24	4,234.00	14,677.78-	10,443.78-
10	E	---	9--	240000	---	OTHER EXPENDITURES	5,100.00	1,832.00	7,336.85	143.86	0.00	2,236.85-	2,236.85-
10	E	---	---	240000	---	BUILDING ADMINISTRATION	1,409,157.00	105,514.72	1,178,647.88	83.64	7,316.30	223,192.82	230,509.12
10	E	---	1--	252000	---	SALARIES	192,532.00	16,018.81	156,919.12	81.50	0.00	35,612.88	35,612.88
10	E	---	2--	252000	---	EMPLOYEE BENEFITS	80,361.00	6,405.06	62,855.59	78.22	0.00	17,505.41	17,505.41
10	E	---	3--	252000	---	PURCHASED SERVICES	2,700.00	170.00	1,075.21	39.82	0.00	1,624.79	1,624.79
10	E	---	4--	252000	---	NON-CAPITAL OBJECTS	48,725.00	0.00	50,976.35	104.62	0.00	2,251.35-	2,251.35-
10	E	---	9--	252000	---	OTHER EXPENDITURES	6,575.00	0.00	5,491.47	83.52	0.00	1,083.53	1,083.53
10	E	---	---	252000	---	FISCAL	330,893.00	22,593.87	277,317.74	83.81	0.00	53,575.26	53,575.26
10	E	---	1--	253000	---	SALARIES	673,126.00	50,269.79	515,095.73	76.52	0.00	158,030.27	158,030.27
10	E	---	2--	253000	---	EMPLOYEE BENEFITS	278,937.00	24,501.52	238,705.35	85.58	0.00	40,231.65	40,231.65
10	E	---	3--	253000	---	PURCHASED SERVICES	468,450.00	46,228.92	377,484.58	80.58	6,254.31	84,711.11	90,965.42
10	E	---	4--	253000	---	NON-CAPITAL OBJECTS	90,400.00	4,530.34	115,558.15	127.83	31,618.55	56,776.70-	25,158.15-
10	E	---	5--	253000	---	CAPITAL OBJECTS	0.00	979.99	11,029.32	0.00	0.00	11,029.32-	11,029.32-
10	E	---	9--	253000	---	OTHER EXPENDITURES	1,130.00	100.00	540.00	47.79	0.00	590.00	590.00
10	E	---	---	253000	---	OPERATION	1,512,043.00	126,610.56	1,258,413.13	83.23	37,872.86	215,757.01	253,629.87
10	E	---	1--	254000	---	SALARIES	38,584.00	3,710.00	34,860.27	90.35	0.00	3,723.73	3,723.73
10	E	---	2--	254000	---	EMPLOYEE BENEFITS	28,362.00	2,202.35	21,513.97	75.85	0.00	6,848.03	6,848.03
10	E	---	3--	254000	---	PURCHASED SERVICES	468,600.00	7,639.30	939,022.00	200.39	32,249.07	502,671.07-	470,422.00-
10	E	---	4--	254000	---	NON-CAPITAL OBJECTS	46,325.00	1,058.79	54,487.72	117.62	4,381.71	12,544.43-	8,162.72-
10	E	---	5--	254000	---	CAPITAL OBJECTS	85,900.00	0.00	84,510.93	98.38	0.00	1,389.07	1,389.07
10	E	---	9--	254000	---	OTHER EXPENDITURES	1,800.00	0.00	10.00	0.56	0.00	1,790.00	1,790.00
10	E	---	---	254000	---	MAINTENANCE	669,571.00	14,610.44	1,134,404.89	169.42	36,630.78	501,464.67-	464,833.89-
10	E	---	4--	254100	---	NON-CAPITAL OBJECTS	0.00	0.00	58.80	0.00	0.00	58.80-	58.80-
10	E	---	---	254100	---	DIRECTION OF MAINTENANCE	0.00	0.00	58.80	0.00	0.00	58.80-	58.80-

Fd	T	Loc	Obj	Func	Prj	Obj	2018-19	April 2018-19	2018-19	2018-19	Encumbered	Unencumbered	Unexpended
							Revised Budget	Monthly Activity	FYTD Activity	FYTD %	Amount	Balance	Balance
10	E	---	3--	254200	---	PURCHASED SERVICES	0.00	0.00	7,290.63	0.00	0.00	7,290.63-	7,290.63-
10	E	---	---	254200	---	SITE REPAIRS	0.00	0.00	7,290.63	0.00	0.00	7,290.63-	7,290.63-
10	E	---	3--	254300	---	PURCHASED SERVICES	0.00	0.00	3,729.67	0.00	0.00	3,729.67-	3,729.67-
10	E	---	4--	254300	---	NON-CAPITAL OBJECTS	0.00	0.00	897.49	0.00	0.00	897.49-	897.49-
10	E	---	---	254300	---	BUILDING REPAIRS	0.00	0.00	4,627.16	0.00	0.00	4,627.16-	4,627.16-
10	E	---	3--	254490	---	PURCHASED SERVICES	0.00	0.00	151.95	0.00	0.00	151.95-	151.95-
10	E	---	---	254490	---	OTHER EQUIPMENT REPAIRS	0.00	0.00	151.95	0.00	0.00	151.95-	151.95-
10	E	---	3--	254500	---	PURCHASED SERVICES	0.00	1,000.00	1,000.00	0.00	0.00	1,000.00-	1,000.00-
10	E	---	---	254500	---	VEHICLE MAINTENANCE	0.00	1,000.00	1,000.00	0.00	0.00	1,000.00-	1,000.00-
10	E	---	3--	255000	---	PURCHASED SERVICES	0.00	0.00	6,123.35	0.00	0.00	6,123.35-	6,123.35-
10	E	---	5--	255000	---	CAPITAL OBJECTS	0.00	24,196.30	55,611.84	0.00	0.00	55,611.84-	55,611.84-
10	E	---	9--	255000	---	OTHER EXPENDITURES	0.00	0.00	315.00	0.00	0.00	315.00-	315.00-
10	E	---	---	255000	---	FACILITY ACQUISITION/REM	0.00	24,196.30	62,050.19	0.00	0.00	62,050.19-	62,050.19-
10	E	---	3--	256710	---	PURCHASED SERVICES	997,014.00	0.00	653,263.80	65.52	0.00	343,750.20	343,750.20
10	E	---	---	256710	---	CONTR TRANSPORTATION-FLE	997,014.00	0.00	653,263.80	65.52	0.00	343,750.20	343,750.20
10	E	---	3--	256720	---	PURCHASED SERVICES	10,000.00	0.00	8,221.84	82.22	0.00	1,778.16	1,778.16
10	E	---	---	256720	---	SHUTTLE SERVICE	10,000.00	0.00	8,221.84	82.22	0.00	1,778.16	1,778.16
10	E	---	3--	256741	---	PURCHASED SERVICES	20,000.00	0.00	8,849.47	44.25	0.00	11,150.53	11,150.53
10	E	---	---	256741	---	OTHER CO-CURRICULAR TRAV	20,000.00	0.00	8,849.47	44.25	0.00	11,150.53	11,150.53
10	E	---	3--	256742	---	PURCHASED SERVICES	99,840.00	0.00	69,139.25	69.25	0.00	30,700.75	30,700.75
10	E	---	---	256742	---	ATHLETIC TRANSPORTATION	99,840.00	0.00	69,139.25	69.25	0.00	30,700.75	30,700.75
10	E	---	3--	256770	---	PURCHASED SERVICES	28,000.00	0.00	13,729.83	49.04	0.00	14,270.17	14,270.17
10	E	---	---	256770	---	FIELD TRIPS	28,000.00	0.00	13,729.83	49.04	0.00	14,270.17	14,270.17
10	E	---	2--	259000	---	EMPLOYEE BENEFITS	0.00	2,284.80	33,487.20	0.00	0.00	33,487.20-	33,487.20-
10	E	---	---	259000	---	OTHER BUSINESS ADMINISTR	0.00	2,284.80	33,487.20	0.00	0.00	33,487.20-	33,487.20-
10	E	---	3--	260000	---	PURCHASED SERVICES	171,600.00	11,549.59	134,844.63	78.58	399.27	36,356.10	36,755.37
10	E	---	4--	260000	---	NON-CAPITAL OBJECTS	29,000.00	190.35	28,274.63	97.50	0.00	725.37	725.37
10	E	---	---	260000	---	CENTRAL SERVICES	200,600.00	11,739.94	163,119.26	81.32	399.27	37,081.47	37,480.74

Fd	T	Loc	Obj	Func	Prj	Obj	2018-19	April 2018-19	2018-19	2018-19	Encumbered	Unencumbered	Unexpended
							Revised Budget	Monthly Activity	FYTD Activity	FYTD %	Amount	Balance	Balance
10	E	---	7--	270000	---	INSURANCE AND JUDGEMENTS	190,000.00	16,485.61	154,976.71	81.57	0.00	35,023.29	35,023.29
10	E	---	---	270000	---	INSURANCE AND JUDGMENTS	190,000.00	16,485.61	154,976.71	81.57	0.00	35,023.29	35,023.29
10	E	---	6--	280000	---	DEBT REITREMENT	7,500.00	0.00	8,174.67	109.00	0.00	674.67-	674.67-
10	E	---	---	280000	---	DEBT SERVICES	7,500.00	0.00	8,174.67	109.00	0.00	674.67-	674.67-
10	E	---	3--	292000	---	PURCHASED SERVICES	3,920.00	0.00	2,940.00	75.00	0.00	980.00	980.00
10	E	---	---	292000	---	CESA GENERAL ADMINISTRAT	3,920.00	0.00	2,940.00	75.00	0.00	980.00	980.00
10	E	---	3--	299000	---	PURCHASED SERVICES	0.00	0.00	700.88	0.00	0.00	700.88-	700.88-
10	E	---	---	299000	---	MISCELLANEOUS	0.00	0.00	700.88	0.00	0.00	700.88-	700.88-
10	E	---	---	2-----	---	SUPPORT SERVICES	7,915,832.00	491,656.82	6,917,872.60	87.39	165,215.11	832,744.29	997,959.40
10	E	---	8--	410000	---	OPERATING TRANSFER - OUT	6,177,295.00	0.00	0.00	0.00	0.00	6,177,295.00	6,177,295.00
10	E	---	---	410000	---	INTERFUND OPERATING TRAN	6,177,295.00	0.00	0.00	0.00	0.00	6,177,295.00	6,177,295.00
10	E	---	3--	435000	---	PURCHASED SERVICES	375,000.00	0.00	0.00	0.00	0.00	375,000.00	375,000.00
10	E	---	---	435000	---	OPEN ENROLLMENT PAYMENTS	375,000.00	0.00	0.00	0.00	0.00	375,000.00	375,000.00
10	E	---	3--	438000	---	PURCHASED SERVICES	125,510.00	0.00	0.00	0.00	0.00	125,510.00	125,510.00
10	E	---	---	438000	---	GENERAL AID REDUCTION	125,510.00	0.00	0.00	0.00	0.00	125,510.00	125,510.00
10	E	---	9--	490000	---	OTHER EXPENDITURES	0.00	612.53	612.53	0.00	0.00	612.53-	612.53-
10	E	---	---	490000	---	OTHER NON-PROGRAM TRANSA	0.00	612.53	612.53	0.00	0.00	612.53-	612.53-
10	E	---	---	4-----	---	NON-PROGRAM TRANSACTIONS	6,677,805.00	612.53	612.53	0.01	0.00	6,677,192.47	6,677,192.47
10	-	---	---	-----	---	GENERAL FUND	26,295,468.00	1,434,992.78	14,815,059.65	56.34	283,243.33	11,197,165.02	11,480,408.35

Fd	T	Loc	Obj	Func	Prj	Obj	2018-19	April 2018-19	2018-19	2018-19	Encumbered	Unencumbered	Unexpended
							Revised Budget	Monthly Activity	FYTD Activity	FYTD %	Amount	Balance	Balance
21	E	---	3--	110000	---	PURCHASED SERVICES	0.00	0.00	685.00	0.00	0.00	685.00-	685.00-
21	E	---	4--	110000	---	NON-CAPITAL OBJECTS	0.00	0.00	1,402.97	0.00	45.62	1,448.59-	1,402.97-
21	E	---	---	110000	---	UNDIFFERENTIATED CURRICU	0.00	0.00	2,087.97	0.00	45.62	2,133.59-	2,087.97-
21	E	---	4--	121000	---	NON-CAPITAL OBJECTS	0.00	0.00	126.59	0.00	0.00	126.59-	126.59-
21	E	---	---	121000	---	ART	0.00	0.00	126.59	0.00	0.00	126.59-	126.59-
21	E	---	4--	123219	---	NON-CAPITAL OBJECTS	0.00	0.00	271.24	0.00	0.00	271.24-	271.24-
21	E	---	---	123219	---	SPANISH	0.00	0.00	271.24	0.00	0.00	271.24-	271.24-
21	E	---	4--	127000	---	NON-CAPITAL OBJECTS	0.00	0.00	360.00	0.00	0.00	360.00-	360.00-
21	E	---	---	127000	---	SOCIAL SCIENCE	0.00	0.00	360.00	0.00	0.00	360.00-	360.00-
21	E	---	4--	129100	---	NON-CAPITAL OBJECTS	0.00	0.00	235.99	0.00	0.00	235.99-	235.99-
21	E	---	---	129100	---	CAREER DEVELOPMENT - MAS	0.00	0.00	235.99	0.00	0.00	235.99-	235.99-
21	E	---	5--	131000	---	CAPITAL OBJECTS	0.00	0.00	2,629.55	0.00	0.00	2,629.55-	2,629.55-
21	E	---	---	131000	---	AGRICULTURE	0.00	0.00	2,629.55	0.00	0.00	2,629.55-	2,629.55-
21	E	---	4--	158700	---	NON-CAPITAL OBJECTS	0.00	0.00	276.00	0.00	0.00	276.00-	276.00-
21	E	---	5--	158700	---	CAPITAL OBJECTS	0.00	716.10	716.10	0.00	0.00	716.10-	716.10-
21	E	---	---	158700	---	CROSS CATEGORICAL	0.00	716.10	992.10	0.00	0.00	992.10-	992.10-
21	E	---	---	1-----	---	INSTRUCTION	0.00	716.10	6,703.44	0.00	45.62	6,749.06-	6,703.44-
21	E	---	1--	240000	---	SALARIES	0.00	0.00	586.69	0.00	0.00	586.69-	586.69-
21	E	---	2--	240000	---	EMPLOYEE BENEFITS	0.00	0.00	82.55	0.00	0.00	82.55-	82.55-
21	E	---	3--	240000	---	PURCHASED SERVICES	0.00	1,263.50	656,847.50	0.00	4,470.00	661,317.50-	656,847.50-
21	E	---	4--	240000	---	NON-CAPITAL OBJECTS	0.00	10,542.37	111,642.74	0.00	0.00	111,642.74-	111,642.74-
21	E	---	5--	240000	---	CAPITAL OBJECTS	0.00	1,896.81	22,000.76	0.00	0.00	22,000.76-	22,000.76-
21	E	---	9--	240000	---	OTHER EXPENDITURES	0.00	2,606.00	19,664.00	0.00	0.00	19,664.00-	19,664.00-
21	E	---	---	240000	---	BUILDING ADMINISTRATION	0.00	16,308.68	810,824.24	0.00	4,470.00	815,294.24-	810,824.24-
21	E	---	---	2-----	---	SUPPORT SERVICES	0.00	16,308.68	810,824.24	0.00	4,470.00	815,294.24-	810,824.24-
21	E	---	4--	500000	---	NON-CAPITAL OBJECTS	0.00	0.00	247.34	0.00	0.00	247.34-	247.34-
21	E	---	---	500000	---	DISTRICT WIDE	0.00	0.00	247.34	0.00	0.00	247.34-	247.34-
21	E	---	---	5-----	---	DISTRICT WIDE	0.00	0.00	247.34	0.00	0.00	247.34-	247.34-

Fd	T	Loc	Obj	Func	Prj	Obj	2018-19 Revised Budget	April 2018-19 Monthly Activity	2018-19 FYTD Activity	2018-19 FYTD %	Encumbered Amount	Unencumbered Balance	Unexpended Balance
21	-	---	---	-----	---	GIFT FUND	0.00	17,024.78	817,775.02	0.00	4,515.62	822,290.64-	817,775.02-

Fd	T	Loc	Obj	Func	Prj	Obj	2018-19	April 2018-19	2018-19	2018-19	Encumbered	Unencumbered	Unexpended
							Revised Budget	Monthly Activity	FYTD Activity	FYTD %	Amount	Balance	Balance
27	E	---	1--	152000	---	SALARIES	125,450.00	10,454.18	83,424.12	66.50	0.00	42,025.88	42,025.88
27	E	---	2--	152000	---	EMPLOYEE BENEFITS	62,199.00	4,972.08	39,835.07	64.04	0.00	22,363.93	22,363.93
27	E	---	3--	152000	---	PURCHASED SERVICES	500.00	0.00	579.88	115.98	0.00	79.88-	79.88-
27	E	---	4--	152000	---	NON-CAPITAL OBJECTS	6,000.00	80.15	12,470.99	207.85	328.72	6,799.71-	6,470.99-
27	E	---	5--	152000	---	CAPITAL OBJECTS	1,000.00	0.00	6,408.00	640.80	0.00	5,408.00-	5,408.00-
27	E	---	9--	152000	---	OTHER EXPENDITURES	0.00	428.00	428.00	0.00	0.00	428.00-	428.00-
27	E	---	---	152000	---	EARLY CHILDHOOD	195,149.00	15,934.41	143,146.06	73.35	328.72	51,674.22	52,002.94
27	E	---	1--	156110	---	SALARIES	29,820.00	3,195.84	24,228.32	81.25	0.00	5,591.68	5,591.68
27	E	---	2--	156110	---	EMPLOYEE BENEFITS	13,741.00	1,463.45	11,539.79	83.98	0.00	2,201.21	2,201.21
27	E	---	5--	156110	---	CAPITAL OBJECTS	3,000.00	0.00	0.00	0.00	0.00	3,000.00	3,000.00
27	E	---	---	156110	---	HEARING IMPAIRMENT	46,561.00	4,659.29	35,768.11	76.82	0.00	10,792.89	10,792.89
27	E	---	1--	156600	---	SALARIES	172,628.00	19,335.68	164,809.36	95.47	0.00	7,818.64	7,818.64
27	E	---	2--	156600	---	EMPLOYEE BENEFITS	91,699.00	8,039.54	65,589.55	71.53	0.00	26,109.45	26,109.45
27	E	---	3--	156600	---	PURCHASED SERVICES	0.00	0.00	52.65	0.00	0.00	52.65-	52.65-
27	E	---	4--	156600	---	NON-CAPITAL OBJECTS	4,000.00	43.92	6,335.79	158.39	301.03	2,636.82-	2,335.79-
27	E	---	9--	156600	---	OTHER EXPENDITURES	500.00	0.00	253.00	50.60	0.00	247.00	247.00
27	E	---	---	156600	---	SPEECH/LANGUAGE	268,827.00	27,419.14	237,040.35	88.18	301.03	31,485.62	31,786.65
27	E	---	5--	156700	---	CAPITAL OBJECTS	2,000.00	0.00	0.00	0.00	0.00	2,000.00	2,000.00
27	E	---	---	156700	---	VISUALLY IMPAIRED	2,000.00	0.00	0.00	0.00	0.00	2,000.00	2,000.00
27	E	---	4--	158200	---	NON-CAPITAL OBJECTS	0.00	0.00	15.88	0.00	0.00	15.88-	15.88-
27	E	---	9--	158200	---	OTHER EXPENDITURES	0.00	100.00	2,000.00	0.00	0.00	2,000.00-	2,000.00-
27	E	---	---	158200	---	LEARNING DISABILITIES	0.00	100.00	2,015.88	0.00	0.00	2,015.88-	2,015.88-
27	E	---	1--	158700	---	SALARIES	1,175,714.00	94,714.20	760,328.70	64.67	0.00	415,385.30	415,385.30
27	E	---	2--	158700	---	EMPLOYEE BENEFITS	626,490.00	45,496.08	366,027.12	58.43	0.00	260,462.88	260,462.88
27	E	---	3--	158700	---	PURCHASED SERVICES	11,000.00	2,629.61	10,566.32	96.06	20.00	413.68	433.68
27	E	---	4--	158700	---	NON-CAPITAL OBJECTS	87,000.00	1,099.39	58,829.14	67.62	1,935.91	26,234.95	28,170.86
27	E	---	5--	158700	---	CAPITAL OBJECTS	19,000.00	0.00	1,539.81	8.10	0.00	17,460.19	17,460.19
27	E	---	9--	158700	---	OTHER EXPENDITURES	0.00	0.00	1,140.50	0.00	0.00	1,140.50-	1,140.50-
27	E	---	---	158700	---	CROSS CATEGORICAL	1,919,204.00	143,939.28	1,198,431.59	62.44	1,955.91	718,816.50	720,772.41
27	E	---	4--	158777	---	NON-CAPITAL OBJECTS	0.00	0.00	1,157.20	0.00	0.00	1,157.20-	1,157.20-
27	E	---	---	158777	---	RVA CROSS CATEGORICAL	0.00	0.00	1,157.20	0.00	0.00	1,157.20-	1,157.20-
27	E	---	1--	159180	---	SALARIES	605,850.00	69,655.45	542,086.66	89.48	0.00	63,763.34	63,763.34
27	E	---	2--	159180	---	EMPLOYEE BENEFITS	369,805.00	40,274.65	317,621.20	85.89	0.00	52,183.80	52,183.80

Fd	T	Loc	Obj	Func	Prj	Obj	2018-19	April 2018-19	2018-19	2018-19	Encumbered	Unencumbered	Unexpended
							Revised Budget	Monthly Activity	FYTD Activity	FYTD %	Amount	Balance	Balance
27	E	---	---	159180	---	CROSS CATEGORICAL - ASST	975,655.00	109,930.10	859,707.86	88.12	0.00	115,947.14	115,947.14
27	E	---	1--	159300	---	SALARIES	19,290.00	2,074.18	16,593.23	86.02	0.00	2,696.77	2,696.77
27	E	---	2--	159300	---	EMPLOYEE BENEFITS	10,428.00	1,076.58	8,641.79	82.87	0.00	1,786.21	1,786.21
27	E	---	---	159300	---	ADAPTIVE PHY ED	29,718.00	3,150.76	25,235.02	84.91	0.00	4,482.98	4,482.98
27	E	---	---	1-----	---	INSTRUCTION	3,437,114.00	305,132.98	2,502,502.07	72.81	2,585.66	932,026.27	934,611.93
27	E	---	1--	212000	---	SALARIES	91,350.00	7,612.52	59,643.58	65.29	0.00	31,706.42	31,706.42
27	E	---	2--	212000	---	EMPLOYEE BENEFITS	23,614.00	3,572.48	21,632.58	91.61	0.00	1,981.42	1,981.42
27	E	---	---	212000	---	SOCIAL WORK	114,964.00	11,185.00	81,276.16	70.70	0.00	33,687.84	33,687.84
27	E	---	1--	215000	---	SALARIES	0.00	5,920.84	59,208.32	0.00	0.00	59,208.32-	59,208.32-
27	E	---	2--	215000	---	EMPLOYEE BENEFITS	0.00	2,646.50	26,520.61	0.00	0.00	26,520.61-	26,520.61-
27	E	---	3--	215000	---	PURCHASED SERVICES	500.00	0.00	0.00	0.00	0.00	500.00	500.00
27	E	---	4--	215000	---	NON-CAPITAL OBJECTS	5,000.00	0.00	390.08	7.80	0.00	4,609.92	4,609.92
27	E	---	9--	215000	---	OTHER EXPENDITURES	10,000.00	0.00	0.00	0.00	0.00	10,000.00	10,000.00
27	E	---	---	215000	---	PSYCHOLOGICAL SERVICES	15,500.00	8,567.34	86,119.01	555.61	0.00	70,619.01-	70,619.01-
27	E	---	1--	218100	---	SALARIES	97,501.00	8,762.41	67,414.17	69.14	0.00	30,086.83	30,086.83
27	E	---	2--	218100	---	EMPLOYEE BENEFITS	57,667.00	5,289.05	42,000.90	72.83	0.00	15,666.10	15,666.10
27	E	---	3--	218100	---	PURCHASED SERVICES	1,000.00	98.64	11,403.25	1,140.33	0.00	10,403.25-	10,403.25-
27	E	---	4--	218100	---	NON-CAPITAL OBJECTS	3,000.00	358.94	3,267.14	108.90	0.00	267.14-	267.14-
27	E	---	5--	218100	---	CAPITAL OBJECTS	0.00	0.00	470.96	0.00	0.00	470.96-	470.96-
27	E	---	9--	218100	---	OTHER EXPENDITURES	0.00	65.00	410.00	0.00	0.00	410.00-	410.00-
27	E	---	---	218100	---	OCCUPATIONAL THERAPY	159,168.00	14,574.04	124,966.42	78.51	0.00	34,201.58	34,201.58
27	E	---	1--	218200	---	SALARIES	63,977.00	5,331.34	42,777.18	66.86	0.00	21,199.82	21,199.82
27	E	---	2--	218200	---	EMPLOYEE BENEFITS	31,987.00	2,560.76	20,536.44	64.20	0.00	11,450.56	11,450.56
27	E	---	3--	218200	---	PURCHASED SERVICES	1,000.00	0.00	181.80	18.18	0.00	818.20	818.20
27	E	---	4--	218200	---	NON-CAPITAL OBJECTS	3,000.00	818.88	4,660.30	155.34	19.01	1,679.31-	1,660.30-
27	E	---	5--	218200	---	CAPITAL OBJECTS	8,000.00	0.00	6,075.39	75.94	397.45	1,527.16	1,924.61
27	E	---	---	218200	---	PHYSICAL THERAPY	107,964.00	8,710.98	74,231.11	68.76	416.46	33,316.43	33,732.89
27	E	---	3--	221000	---	PURCHASED SERVICES	10,000.00	0.00	0.00	0.00	0.00	10,000.00	10,000.00
27	E	---	---	221000	---	IMPROVEMENT OF INSTRUCTI	10,000.00	0.00	0.00	0.00	0.00	10,000.00	10,000.00
27	E	---	4--	221200	---	NON-CAPITAL OBJECTS	3,000.00	0.00	0.00	0.00	0.00	3,000.00	3,000.00
27	E	---	---	221200	---	CURRICULUM DEVELOPMENT	3,000.00	0.00	0.00	0.00	0.00	3,000.00	3,000.00

Fd	T	Loc	Obj	Func	Prj	Obj	2018-19	April 2018-19	2018-19	2018-19	Encumbered	Unencumbered	Unexpended
							Revised Budget	Monthly Activity	FYTD Activity	FYTD %	Amount	Balance	Balance
27	E	---	1--	221222	---	SALARIES	325,000.00	26,708.40	267,083.20	82.18	0.00	57,916.80	57,916.80
27	E	---	2--	221222	---	EMPLOYEE BENEFITS	115,000.00	9,353.98	93,788.33	81.56	0.00	21,211.67	21,211.67
27	E	---	3--	221222	---	PURCHASED SERVICES	0.00	868.75	19,193.75	0.00	0.00	19,193.75-	19,193.75-
27	E	---	4--	221222	---	NON-CAPITAL OBJECTS	0.00	0.00	709.95	0.00	0.00	709.95-	709.95-
27	E	---	---	221222	---	RVA CURRICULUM DEVELOPME	440,000.00	36,931.13	380,775.23	86.54	0.00	59,224.77	59,224.77
27	E	---	1--	221300	---	SALARIES	0.00	91.43	32,053.20	0.00	0.00	32,053.20-	32,053.20-
27	E	---	2--	221300	---	EMPLOYEE BENEFITS	0.00	12.72	30,640.08	0.00	12,000.00	42,640.08-	30,640.08-
27	E	---	3--	221300	---	PURCHASED SERVICES	26,000.00	1,889.20	15,494.08	59.59	0.00	10,505.92	10,505.92
27	E	---	4--	221300	---	NON-CAPITAL OBJECTS	3,000.00	0.00	841.08	28.04	0.00	2,158.92	2,158.92
27	E	---	---	221300	---	INSTRUCTIONAL STAFF TRAI	29,000.00	1,993.35	79,028.44	272.51	12,000.00	62,028.44-	50,028.44-
27	E	---	1--	223300	---	SALARIES	104,479.00	8,706.60	87,773.25	84.01	0.00	16,705.75	16,705.75
27	E	---	2--	223300	---	EMPLOYEE BENEFITS	25,512.00	2,029.34	20,468.83	80.23	0.00	5,043.17	5,043.17
27	E	---	3--	223300	---	PURCHASED SERVICES	1,000.00	900.00	5,535.00	553.50	0.00	4,535.00-	4,535.00-
27	E	---	4--	223300	---	NON-CAPITAL OBJECTS	8,908.00	163.50	3,405.97	38.23	0.00	5,502.03	5,502.03
27	E	---	9--	223300	---	OTHER EXPENDITURES	0.00	0.00	30.00	0.00	0.00	30.00-	30.00-
27	E	---	---	223300	---	SUP/COOR EXCEPTIONAL EDU	139,899.00	11,799.44	117,213.05	83.78	0.00	22,685.95	22,685.95
27	E	---	3--	223900	---	PURCHASED SERVICES	0.00	0.00	96.00	0.00	0.00	96.00-	96.00-
27	E	---	---	223900	---	SUPERVISION AND COORD-OT	0.00	0.00	96.00	0.00	0.00	96.00-	96.00-
27	E	---	1--	252000	---	SALARIES	29,994.00	2,649.94	25,204.16	84.03	0.00	4,789.84	4,789.84
27	E	---	2--	252000	---	EMPLOYEE BENEFITS	27,249.00	2,100.57	20,135.26	73.89	0.00	7,113.74	7,113.74
27	E	---	---	252000	---	FISCAL	57,243.00	4,750.51	45,339.42	79.21	0.00	11,903.58	11,903.58
27	E	---	3--	254490	---	PURCHASED SERVICES	0.00	0.00	40.00	0.00	0.00	40.00-	40.00-
27	E	---	4--	254490	---	NON-CAPITAL OBJECTS	7,500.00	0.00	0.00	0.00	0.00	7,500.00	7,500.00
27	E	---	---	254490	---	OTHER EQUIPMENT REPAIRS	7,500.00	0.00	40.00	0.53	0.00	7,460.00	7,460.00
27	E	---	3--	255400	---	PURCHASED SERVICES	0.00	0.00	8,765.43	0.00	0.00	8,765.43-	8,765.43-
27	E	---	---	255400	---	RENTAL IN LIEU OF PURCHA	0.00	0.00	8,765.43	0.00	0.00	8,765.43-	8,765.43-
27	E	---	1--	256251	---	SALARIES	45,410.00	5,817.88	47,167.63	103.87	0.00	1,757.63-	1,757.63-
27	E	---	2--	256251	---	EMPLOYEE BENEFITS	52,029.00	4,264.66	38,742.20	74.46	0.00	13,286.80	13,286.80
27	E	---	3--	256251	---	PURCHASED SERVICES	31,000.00	2,627.77	30,285.08	97.69	0.00	714.92	714.92
27	E	---	4--	256251	---	NON-CAPITAL OBJECTS	500.00	2,016.48	2,931.15	586.23	0.00	2,431.15-	2,431.15-
27	E	---	5--	256251	---	CAPITAL OBJECTS	85,000.00	0.00	104,365.00	122.78	105,490.00	124,855.00-	19,365.00-
27	E	---	---	256251	---	RESIDENT SP ED TRANSPORT	213,939.00	14,726.79	223,491.06	104.46	105,490.00	115,042.06-	9,552.06-

Fd	T	Loc	Obj	Func	Prj	Obj	2018-19	April 2018-19	2018-19	2018-19	Encumbered	Unencumbered	Unexpended
							Revised Budget	Monthly Activity	FYTD Activity	FYTD %	Amount	Balance	Balance
27	E	---	3--	256751	---	PURCHASED SERVICES	0.00	0.00	26.33	0.00	0.00	26.33-	26.33-
27	E	---	---	256751	---	RESIDENT SP ED TRANSPORT	0.00	0.00	26.33	0.00	0.00	26.33-	26.33-
27	E	---	3--	256770	---	PURCHASED SERVICES	3,300.00	0.00	3,247.17	98.40	0.00	52.83	52.83
27	E	---	---	256770	---	FIELD TRIPS	3,300.00	0.00	3,247.17	98.40	0.00	52.83	52.83
27	E	---	2--	259000	---	EMPLOYEE BENEFITS	0.00	571.20	8,371.80	0.00	0.00	8,371.80-	8,371.80-
27	E	---	---	259000	---	OTHER BUSINESS ADMINISTR	0.00	571.20	8,371.80	0.00	0.00	8,371.80-	8,371.80-
27	E	---	---	2-----	---	SUPPORT SERVICES	1,301,477.00	113,809.78	1,232,986.63	94.74	117,906.46	49,416.09-	68,490.37
27	E	---	3--	436000	---	PURCHASED SERVICES	86,286.00	6,140.50	101,469.04	117.60	0.00	15,183.04-	15,183.04-
27	E	---	---	436000	---	SPECIAL EDUCATION PAYMEN	86,286.00	6,140.50	101,469.04	117.60	0.00	15,183.04-	15,183.04-
27	E	---	---	4-----	---	NON-PROGRAM TRANSACTIONS	86,286.00	6,140.50	101,469.04	117.60	0.00	15,183.04-	15,183.04-
27	-	---	---	-----	---	SPECIAL EDUCATION FUND	4,824,877.00	425,083.26	3,836,957.74	79.52	120,492.12	867,427.14	987,919.26

Fd	T	Loc	Obj	Func	Prj	Obj	2018-19	April 2018-19	2018-19	2018-19	Encumbered	Unencumbered	Unexpended
							Revised Budget	Monthly Activity	FYTD Activity	FYTD %	Amount	Balance	Balance
38	E	---	6--	282000	---	DEBT REITREMENT	178,105.00	0.00	178,105.00	100.00	0.00	0.00	0.00
38	E	---	---	282000	---	REFINANCING	178,105.00	0.00	178,105.00	100.00	0.00	0.00	0.00
38	E	---	---	2-----	---	SUPPORT SERVICES	178,105.00	0.00	178,105.00	100.00	0.00	0.00	0.00
38	-	---	---	-----	---	Non-Referendum Debt Serv	178,105.00	0.00	178,105.00	100.00	0.00	0.00	0.00

Fd	T	Loc	Obj	Func	Prj	Obj	2018-19	April 2018-19	2018-19	2018-19	Encumbered	Unencumbered	Unexpended
							Revised Budget	Monthly Activity	FYTD Activity	FYTD %	Amount	Balance	Balance
39	E	---	6--	281000	---	DEBT REITREMENT	466,400.00	0.00	466,400.00	100.00	0.00	0.00	0.00
39	E	---	---	281000	---	LONG-TERM CAPITAL DEBT	466,400.00	0.00	466,400.00	100.00	0.00	0.00	0.00
39	E	---	---	2-----	---	SUPPORT SERVICES	466,400.00	0.00	466,400.00	100.00	0.00	0.00	0.00
39	-	---	---	-----	---	REFERENDUM APPROVED DEBT	466,400.00	0.00	466,400.00	100.00	0.00	0.00	0.00

Fd	T	Loc	Obj	Func	Prj	Obj	2018-19	April 2018-19	2018-19	2018-19	Encumbered	Unencumbered	Unexpended
							Revised Budget	Monthly Activity	FYTD Activity	FYTD %	Amount	Balance	Balance
50	E	---	1--	257000	---	SALARIES	0.00	11,506.13	11,506.13	0.00	0.00	11,506.13-	11,506.13-
50	E	---	2--	257000	---	EMPLOYEE BENEFITS	0.00	7,171.99	7,171.99	0.00	0.00	7,171.99-	7,171.99-
50	E	---	3--	257000	---	PURCHASED SERVICES	1,170,685.00	0.00	783,954.12	66.97	0.00	386,730.88	386,730.88
50	E	---	5--	257000	---	CAPITAL OBJECTS	0.00	0.00	69,294.00	0.00	0.00	69,294.00-	69,294.00-
50	E	---	---	257000	---	FOOD SERVICES	1,170,685.00	18,678.12	871,926.24	74.48	0.00	298,758.76	298,758.76
50	E	---	---	2-----	---	SUPPORT SERVICES	1,170,685.00	18,678.12	871,926.24	74.48	0.00	298,758.76	298,758.76
50	-	---	---	-----	---	FOOD SERVICE FUND	1,170,685.00	18,678.12	871,926.24	74.48	0.00	298,758.76	298,758.76

Fd	T	Loc	Obj	Func	Prj	Obj	2018-19	April 2018-19	2018-19	2018-19	Encumbered	Unencumbered	Unexpended
							Revised Budget	Monthly Activity	FYTD Activity	FYTD %	Amount	Balance	Balance
72	E	---	9--	420000	---	OTHER EXPENDITURES	0.00	1,400.00	49,525.10	0.00	0.00	49,525.10-	49,525.10-
72	E	---	---	420000	---	TRUST FUND AWARD/SCHOLAR	0.00	1,400.00	49,525.10	0.00	0.00	49,525.10-	49,525.10-
72	E	---	---	4-----	---	NON-PROGRAM TRANSACTIONS	0.00	1,400.00	49,525.10	0.00	0.00	49,525.10-	49,525.10-
72	-	---	---	-----	---	PRIVATE PURPOSE (SCHOLAR	0.00	1,400.00	49,525.10	0.00	0.00	49,525.10-	49,525.10-

Fd	T	Loc	Obj	Func	Prj	Obj	2018-19	April 2018-19	2018-19	2018-19	Encumbered	Unencumbered	Unexpended
							Revised Budget	Monthly Activity	FYTD Activity	FYTD %	Amount	Balance	Balance
80	E	---	4--	110000	---	NON-CAPITAL OBJECTS	0.00	678.05-	0.00	0.00	0.00	0.00	0.00
80	E	---	---	110000	---	UNDIFFERENTIATED CURRICU	0.00	678.05-	0.00	0.00	0.00	0.00	0.00
80	E	---	4--	139000	---	NON-CAPITAL OBJECTS	0.00	5.78-	0.00	0.00	0.00	0.00	0.00
80	E	---	---	139000	---	OTHER VOCATIONAL CURRICU	0.00	5.78-	0.00	0.00	0.00	0.00	0.00
80	E	---	---	1-----	---	INSTRUCTION	0.00	683.83-	0.00	0.00	0.00	0.00	0.00
80	E	---	3--	219000	---	PURCHASED SERVICES	48,000.00	0.00	0.00	0.00	0.00	48,000.00	48,000.00
80	E	---	---	219000	---	OTHER PUPIL SERVICES	48,000.00	0.00	0.00	0.00	0.00	48,000.00	48,000.00
80	E	---	1--	229000	---	SALARIES	0.00	849.45	6,689.14	0.00	0.00	6,689.14-	6,689.14-
80	E	---	2--	229000	---	EMPLOYEE BENEFITS	0.00	64.98	547.78	0.00	0.00	547.78-	547.78-
80	E	---	3--	229000	---	PURCHASED SERVICES	500.00	0.00	0.00	0.00	0.00	500.00	500.00
80	E	---	---	229000	---	OTHER INSTRUCTIONAL STAF	500.00	914.43	7,236.92	1,447.38	0.00	6,736.92-	6,736.92-
80	E	---	1--	230000	---	SALARIES	12,500.00	0.00	1,324.49	10.60	0.00	11,175.51	11,175.51
80	E	---	2--	230000	---	EMPLOYEE BENEFITS	960.00	0.00	108.78	11.33	0.00	851.22	851.22
80	E	---	3--	230000	---	PURCHASED SERVICES	0.00	155.30	1,221.31	0.00	0.00	1,221.31-	1,221.31-
80	E	---	---	230000	---	GENERAL ADMINISTRATION	13,460.00	155.30	2,654.58	19.72	0.00	10,805.42	10,805.42
80	E	---	1--	240000	---	SALARIES	64,100.00	6,148.76	36,441.65	56.85	0.00	27,658.35	27,658.35
80	E	---	2--	240000	---	EMPLOYEE BENEFITS	12,825.00	156.86	1,218.74	9.50	0.00	11,606.26	11,606.26
80	E	---	3--	240000	---	PURCHASED SERVICES	34,500.00	1,990.25	21,503.69	62.33	0.00	12,996.31	12,996.31
80	E	---	4--	240000	---	NON-CAPITAL OBJECTS	4,200.00	838.04	3,790.37	90.25	456.99	47.36-	409.63
80	E	---	9--	240000	---	OTHER EXPENDITURES	450.00	0.00	800.00	177.78	0.00	350.00-	350.00-
80	E	---	---	240000	---	BUILDING ADMINISTRATION	116,075.00	9,133.91	63,754.45	54.93	456.99	51,863.56	52,320.55
80	E	---	4--	254000	---	NON-CAPITAL OBJECTS	10,000.00	1,228.63	1,509.23	15.09	1,901.89	6,588.88	8,490.77
80	E	---	---	254000	---	MAINTENANCE	10,000.00	1,228.63	1,509.23	15.09	1,901.89	6,588.88	8,490.77
80	E	---	3--	256741	---	PURCHASED SERVICES	0.00	0.00	2,072.76	0.00	0.00	2,072.76-	2,072.76-
80	E	---	---	256741	---	OTHER CO-CURRICULAR TRAV	0.00	0.00	2,072.76	0.00	0.00	2,072.76-	2,072.76-
80	E	---	3--	256742	---	PURCHASED SERVICES	24,000.00	0.00	17,174.99	71.56	0.00	6,825.01	6,825.01
80	E	---	---	256742	---	ATHLETIC TRANSPORTATION	24,000.00	0.00	17,174.99	71.56	0.00	6,825.01	6,825.01
80	E	---	3--	256770	---	PURCHASED SERVICES	500.00	0.00	0.00	0.00	0.00	500.00	500.00
80	E	---	---	256770	---	FIELD TRIPS	500.00	0.00	0.00	0.00	0.00	500.00	500.00

Fd	T	Loc	Obj	Func	Prj	Obj	2018-19	April 2018-19	2018-19	2018-19	Encumbered	Unencumbered	Unexpended
							Revised Budget	Monthly Activity	FYTD Activity	FYTD %	Amount	Balance	Balance
80	E	---	---	2-----	---	SUPPORT SERVICES	212,535.00	11,432.27	94,402.93	44.42	2,358.88	115,773.19	118,132.07
80	E	---	3--	310000	---	PURCHASED SERVICES	0.00	33.00	908.00	0.00	0.00	908.00-	908.00-
80	E	---	---	310000	---	COMMUNITY SRVCS - ADULT	0.00	33.00	908.00	0.00	0.00	908.00-	908.00-
80	E	---	1--	393000	---	SALARIES	45,000.00	391.12	28,056.18	62.35	0.00	16,943.82	16,943.82
80	E	---	2--	393000	---	EMPLOYEE BENEFITS	4,300.00	54.64	3,415.35	79.43	0.00	884.65	884.65
80	E	---	3--	393000	---	PURCHASED SERVICES	11,700.00	216.73	8,119.92	69.40	0.00	3,580.08	3,580.08
80	E	---	4--	393000	---	NON-CAPITAL OBJECTS	7,139.00	0.00	3,476.70	48.70	2,500.00	1,162.30	3,662.30
80	E	---	5--	393000	---	CAPITAL OBJECTS	0.00	0.00	2,589.71	0.00	0.00	2,589.71-	2,589.71-
80	E	---	9--	393000	---	OTHER EXPENDITURES	0.00	0.00	1,475.00	0.00	0.00	1,475.00-	1,475.00-
80	E	---	---	393000	---	RECREATION ATHLETIC COMM	68,139.00	662.49	47,132.86	69.17	2,500.00	18,506.14	21,006.14
80	E	---	---	3-----	---	COMMUNITY SERVICES	68,139.00	695.49	48,040.86	70.50	2,500.00	17,598.14	20,098.14
80	-	---	---	-----	---	COMMUNITY SERVICE FUND	280,674.00	11,443.93	142,443.79	50.75	4,858.88	133,371.33	138,230.21

Fd	T	Loc	Obj	Func	Prj	Obj	2018-19	April 2018-19	2018-19	2018-19	Encumbered	Unencumbered	Unexpended
							Revised Budget	Monthly Activity	FYTD Activity	FYTD %	Amount	Balance	Balance
99	E	---	1--	110000	---	SALARIES	176,000.00	7,280.05	57,622.05	32.74	0.00	118,377.95	118,377.95
99	E	---	2--	110000	---	EMPLOYEE BENEFITS	0.00	4,935.69	39,460.61	0.00	0.00	39,460.61-	39,460.61-
99	E	---	3--	110000	---	PURCHASED SERVICES	0.00	0.00	7,320.95	0.00	2,275.16	9,596.11-	7,320.95-
99	E	---	4--	110000	---	NON-CAPITAL OBJECTS	479,500.00	21,829.37	561,156.15	117.03	20,634.20	102,290.35-	81,656.15-
99	E	---	9--	110000	---	OTHER EXPENDITURES	0.00	3,630.00	22,030.52	0.00	0.00	22,030.52-	22,030.52-
99	E	---	---	110000	---	UNDIFFERENTIATED CURRICU	655,500.00	37,675.11	687,590.28	104.90	22,909.36	54,999.64-	32,090.28-
99	E	---	3--	129100	---	PURCHASED SERVICES	9,000.00	113.68	7,568.16	84.09	0.00	1,431.84	1,431.84
99	E	---	4--	129100	---	NON-CAPITAL OBJECTS	9,300.00	0.00	1,711.94	18.41	355.73	7,232.33	7,588.06
99	E	---	5--	129100	---	CAPITAL OBJECTS	16,700.00	0.00	16,730.85	100.18	0.00	30.85-	30.85-
99	E	---	---	129100	---	CAREER DEVELOPMENT - MAS	35,000.00	113.68	26,010.95	74.32	355.73	8,633.32	8,989.05
99	E	---	4--	161000	---	NON-CAPITAL OBJECTS	3,000.00	0.00	0.00	0.00	0.00	3,000.00	3,000.00
99	E	---	---	161000	---	CO-CURRICULAR ACADEMIC	3,000.00	0.00	0.00	0.00	0.00	3,000.00	3,000.00
99	E	---	4--	162000	---	NON-CAPITAL OBJECTS	5,000.00	0.00	0.00	0.00	0.00	5,000.00	5,000.00
99	E	---	---	162000	---	CO-CURRICULAR ATHLETICS	5,000.00	0.00	0.00	0.00	0.00	5,000.00	5,000.00
99	E	---	---	1-----	---	INSTRUCTION	698,500.00	37,788.79	713,601.23	102.16	23,265.09	38,366.32-	15,101.23-
99	E	---	1--	213000	---	SALARIES	0.00	8,520.76	81,674.22	0.00	0.00	81,674.22-	81,674.22-
99	E	---	2--	213000	---	EMPLOYEE BENEFITS	0.00	4,810.51	45,884.33	0.00	0.00	45,884.33-	45,884.33-
99	E	---	---	213000	---	PUPIL SERVICES - GUIDANC	0.00	13,331.27	127,558.55	0.00	0.00	127,558.55-	127,558.55-
99	E	---	1--	219000	---	SALARIES	0.00	1,640.00	3,320.00	0.00	0.00	3,320.00-	3,320.00-
99	E	---	2--	219000	---	EMPLOYEE BENEFITS	0.00	228.49	463.68	0.00	0.00	463.68-	463.68-
99	E	---	3--	219000	---	PURCHASED SERVICES	240,000.00	1,354.00	272,722.12	113.63	0.00	32,722.12-	32,722.12-
99	E	---	4--	219000	---	NON-CAPITAL OBJECTS	26,500.00	1,192.81	78,709.17	297.02	14,430.00	66,639.17-	52,209.17-
99	E	---	9--	219000	---	OTHER EXPENDITURES	0.00	785.00	5,850.67	0.00	0.00	5,850.67-	5,850.67-
99	E	---	---	219000	---	OTHER PUPIL SERVICES	266,500.00	5,200.30	361,065.64	135.48	14,430.00	108,995.64-	94,565.64-
99	E	---	4--	221000	---	NON-CAPITAL OBJECTS	0.00	0.00	1.12-	0.00	0.00	1.12	1.12
99	E	---	---	221000	---	IMPROVEMENT OF INSTRUCTI	0.00	0.00	1.12-	0.00	0.00	1.12	1.12
99	E	---	1--	221200	---	SALARIES	2,728,583.00	141,604.36	1,373,071.79	50.32	0.00	1,355,511.21	1,355,511.21
99	E	---	2--	221200	---	EMPLOYEE BENEFITS	0.00	61,733.79	622,238.17	0.00	0.00	622,238.17-	622,238.17-
99	E	---	3--	221200	---	PURCHASED SERVICES	594,595.00	35,787.33	383,268.82	64.46	1,050.00	210,276.18	211,326.18
99	E	---	4--	221200	---	NON-CAPITAL OBJECTS	30,500.00	9,067.41	81,627.92	267.63	75,254.00	126,381.92-	51,127.92-
99	E	---	5--	221200	---	CAPITAL OBJECTS	160,000.00	647.77	50,908.44	31.82	22,139.00	86,952.56	109,091.56
99	E	---	9--	221200	---	OTHER EXPENDITURES	35,000.00	0.00	76,981.20	219.95	0.00	41,981.20-	41,981.20-

Fd	T	Loc	Obj	Func	Prj	Obj	2018-19	April 2018-19	2018-19	2018-19	Encumbered	Unencumbered	Unexpended
							Revised Budget	Monthly Activity	FYTD Activity	FYTD %	Amount	Balance	Balance
99	E	---	---	221200	---	CURRICULUM DEVELOPMENT	3,548,678.00	248,840.66	2,588,096.34	72.93	98,443.00	862,138.66	960,581.66
99	E	---	2--	221300	---	EMPLOYEE BENEFITS	0.00	0.00	375.00	0.00	0.00	375.00-	375.00-
99	E	---	3--	221300	---	PURCHASED SERVICES	0.00	0.00	4,375.00	0.00	0.00	4,375.00-	4,375.00-
99	E	---	---	221300	---	INSTRUCTIONAL STAFF TRAI	0.00	0.00	4,750.00	0.00	0.00	4,750.00-	4,750.00-
99	E	---	5--	240000	---	CAPITAL OBJECTS	20,000.00	0.00	18,130.72	90.65	0.00	1,869.28	1,869.28
99	E	---	---	240000	---	BUILDING ADMINISTRATION	20,000.00	0.00	18,130.72	90.65	0.00	1,869.28	1,869.28
99	E	---	3--	255000	---	PURCHASED SERVICES	0.00	0.00	3,150.00	0.00	0.00	3,150.00-	3,150.00-
99	E	---	---	255000	---	FACILITY ACQUISITION/REM	0.00	0.00	3,150.00	0.00	0.00	3,150.00-	3,150.00-
99	E	---	7--	270000	---	INSURANCE AND JUDGEMENTS	1,000.00	0.00	0.00	0.00	0.00	1,000.00	1,000.00
99	E	---	---	270000	---	INSURANCE AND JUDGMENTS	1,000.00	0.00	0.00	0.00	0.00	1,000.00	1,000.00
99	E	---	6--	280000	---	DEBT REITREMENT	5,000.00	0.00	8,174.67	163.49	0.00	3,174.67-	3,174.67-
99	E	---	---	280000	---	DEBT SERVICES	5,000.00	0.00	8,174.67	163.49	0.00	3,174.67-	3,174.67-
99	E	---	---	2-----	---	SUPPORT SERVICES	3,841,178.00	267,372.23	3,110,924.80	80.99	112,873.00	617,380.20	730,253.20
99	E	---	8--	410000	---	OPERATING TRANSFER - OUT	616,891.00	0.00	3,750.00	0.61	0.00	613,141.00	613,141.00
99	E	---	---	410000	---	INTERFUND OPERATING TRAN	616,891.00	0.00	3,750.00	0.61	0.00	613,141.00	613,141.00
99	E	---	---	4-----	---	NON-PROGRAM TRANSACTIONS	616,891.00	0.00	3,750.00	0.61	0.00	613,141.00	613,141.00
99	-	---	---	-----	---	OTHER PKG/COOP PROGRAM F	5,156,569.00	305,161.02	3,828,276.03	74.24	136,138.09	1,192,154.88	1,328,292.97

Number of Accounts: 2140

***** End of report *****

MEDFORD AREA PUBLIC SCHOOL DISTRICT

REGULAR BOARD OF EDUCATION MEETING

May 20, 2019

VOUCHER CHECKS

The Medford Area Public School District Board of Education approves the following:

Check # 156990 to

Check # 157532.

Amount \$ 969,116.00 for voucher checks and

Amount \$ 952,230.73 for payroll.

CHECK #	CHECK DATE	VENDOR	PO INVOICE #	DESCRIPTION	CHECK AMOUNT	ACCOUNT	POST DATE
			NUMBER			NUMBER	
156992	04/22/2019	Klingbeil Lumber Company	0 1903-041513	KEYBLANKS	21.89	10 E 400 411 253000 000	04/22/2019
156992	04/22/2019	Klingbeil Lumber Company	0 1903-041643	CLEANING SUPPLIES	5.99	10 E 400 411 253000 000	04/22/2019
156992	04/22/2019	Klingbeil Lumber Company	0 1903-043565	MARLITE FOR WHIE BOARDS	43.98	10 E 200 411 126000 000	04/22/2019
156992	04/22/2019	Klingbeil Lumber Company	4001800210 1903-039128	open po	121.30	10 E 400 411 136000 000	04/22/2019
156992	04/22/2019	Klingbeil Lumber Company	4001800210 1903-040019	open po	45.72	10 E 400 411 136000 000	04/22/2019
156992	04/22/2019	Klingbeil Lumber Company	4001800210 1903-043252	open po	87.97	10 E 400 411 136000 000	04/22/2019
156992	04/22/2019	Klingbeil Lumber Company	4001800227 1903-042926	open po	13.29	10 E 400 411 131000 000	04/22/2019
156992	04/22/2019	Klingbeil Lumber Company	4001800227 1903-043197	open po	29.98	10 E 400 411 131000 000	04/22/2019
156992	04/22/2019	Klingbeil Lumber Company	4001800227 1903-043303	open po	8.83	10 E 400 411 131000 000	04/22/2019
156992	04/22/2019	Klingbeil Lumber Company	4001800230 1903-039329	Open PO	125.92	10 E 400 411 121000 000	04/22/2019
156992	04/22/2019	Klingbeil Lumber Company	4001800230 1903-043059	Open PO	72.99	10 E 400 411 121000 000	04/22/2019
156992	04/22/2019	Klingbeil Lumber Company	8001800207 1903-038987	Open PO	12.35	10 E 800 411 222300 000	04/22/2019
156992	04/22/2019	Klingbeil Lumber Company	8001800247 1903-039541	open po	194.98	10 E 800 411 136000 400	04/22/2019
156992	04/22/2019	Klingbeil Lumber Company	8001800247 1903-041106	open po	7.39	10 E 800 411 136000 400	04/22/2019
156992	04/22/2019	Klingbeil Lumber Company	8001800247 1903-042539	open po	7.86	10 E 800 411 136000 400	04/22/2019
156992	04/22/2019	Klingbeil Lumber Company	8001800247 1903-042660	open po	5.00	10 E 800 411 136000 400	04/22/2019
				Totals for Klingbeil Lumber Company	787.78		
156995	04/22/2019	Medford Cooperative Inc	0 0498	Distilled Water	3.16	10 E 400 411 253000 000	04/22/2019
156995	04/22/2019	Medford Cooperative Inc	0 0903	Student Council	146.00	21 E 200 411 240000 272	04/22/2019
156995	04/22/2019	Medford Cooperative Inc	0 1732	Fasteners	34.34	10 E 200 411 253000 000	04/22/2019
156995	04/22/2019	Medford Cooperative Inc	0 1738	Tools	46.16	10 E 400 440 253000 000	04/22/2019
156995	04/22/2019	Medford Cooperative Inc	0 1807	Plumbing Supplies	12.77	10 E 101 411 254000 000	04/22/2019
156995	04/22/2019	Medford Cooperative Inc	0 1838	Softener Crystals	6.59	10 E 400 411 136000 000	04/22/2019
156995	04/22/2019	Medford Cooperative Inc	0 1897	Broadcast Spreader	189.99	10 E 200 411 254000 000	04/22/2019
156995	04/22/2019	Medford Cooperative Inc	0 1901	Fasteners	9.24	10 E 101 411 253000 000	04/22/2019
156995	04/22/2019	Medford Cooperative Inc	0 1970	Key cutting	18.00	10 E 400 411 253000 000	04/22/2019
156995	04/22/2019	Medford Cooperative Inc	0 2012	Light Bulb	15.17	10 E 200 411 253000 000	04/22/2019
156995	04/22/2019	Medford Cooperative Inc	0 2122	Wood Shims	4.78	10 E 400 411 136000 000	04/22/2019
156995	04/22/2019	Medford Cooperative Inc	0 2870	Floral	7.00	21 E 400 411 240000 444	04/22/2019
156995	04/22/2019	Medford Cooperative Inc	0 3064	Candy/Soda	46.20	10 E 200 411 110000 000	04/22/2019
156995	04/22/2019	Medford Cooperative Inc	0 3668	SPED Mtg	100.15	27 E 800 411 158700 341	04/22/2019
156995	04/22/2019	Medford Cooperative Inc	0 5183	Cookies	19.95	21 E 400 411 240000 444	04/22/2019
156995	04/22/2019	Medford Cooperative Inc	0 9713	Cultural Fair Balloons	43.00	21 E 800 411 240000 174	04/22/2019
156995	04/22/2019	Medford Cooperative Inc	2001800116 6099	open po	19.31	10 E 200 411 222200 000	04/22/2019
156995	04/22/2019	Medford Cooperative Inc	2001800138 1990	open po	13.46	10 E 400 411 135000 000	04/22/2019
156995	04/22/2019	Medford Cooperative Inc	2001800138 8923	open po	50.80	10 E 400 411 135000 000	04/22/2019
156995	04/22/2019	Medford Cooperative Inc	2001800154 9193	Open PO	28.81	10 E 200 411 110000 000	04/22/2019
156995	04/22/2019	Medford Cooperative Inc	2001800195 7139	Open PO	68.76	10 E 200 411 110000 000	04/22/2019
156995	04/22/2019	Medford Cooperative Inc	2001800233 1818	open po	56.93	10 E 200 411 131000 000	04/22/2019

CHECK #	CHECK DATE	VENDOR	PO INVOICE #	DESCRIPTION	CHECK AMOUNT	ACCOUNT	POST DATE
			NUMBER			NUMBER	
156995	04/22/2019	Medford Cooperative Inc	2001800233 5182	open po	126.13	10 E 200 411 131000 000	04/22/2019
156995	04/22/2019	Medford Cooperative Inc	3001800192 2375	consumables	291.41	10 E 100 411 213000 000	04/22/2019
156995	04/22/2019	Medford Cooperative Inc	4001800115 0364	open po	150.63	10 E 400 411 135000 000	04/22/2019
156995	04/22/2019	Medford Cooperative Inc	4001800115 2189	open po	4.77	10 E 400 411 135000 000	04/22/2019
156995	04/22/2019	Medford Cooperative Inc	4001800115 9498	open po	18.36	10 E 400 411 135000 000	04/22/2019
156995	04/22/2019	Medford Cooperative Inc	4001800119 7778	open po	19.98	10 E 800 411 172000 000	04/22/2019
156995	04/22/2019	Medford Cooperative Inc	4001800229 0698	open po	8.58	10 E 400 411 131000 000	04/22/2019
156995	04/22/2019	Medford Cooperative Inc	4001800229 2626	open po	21.34	10 E 400 411 131000 000	04/22/2019
156995	04/22/2019	Medford Cooperative Inc	4001800229 6117	open po	18.83	10 E 400 411 131000 000	04/22/2019
156995	04/22/2019	Medford Cooperative Inc	9001800123 7261	open po	36.84	27 E 800 411 158700 341	04/22/2019
156995	04/22/2019	Medford Cooperative Inc	9001800138 9878	Open PO	13.45	27 E 800 411 156600 341	04/22/2019
156995	04/22/2019	Medford Cooperative Inc	9001800166 9054	open po	8.44	27 E 800 411 152000 347	04/22/2019
156995	04/22/2019	Medford Cooperative Inc	9001800175 8924	open po	4.50	27 E 800 411 158700 341	04/22/2019
156995	04/22/2019	Medford Cooperative Inc	9001800185 0365	Open PO	9.12	27 E 800 411 158700 341	04/22/2019
156995	04/22/2019	Medford Cooperative Inc	9001800185 9188	Open PO	48.79	27 E 800 411 158700 341	04/22/2019
				Totals for Medford Cooperative Inc	1,721.74		
156996	04/17/2019	Mejia, Michelle	0 3/21-4/5/19	ELL TUTOR	1,280.00	10 E 800 310 171000 000	04/17/2019
				Totals for Mejia, Michelle	1,280.00		
156997	04/22/2019	All About Learning Press, Inc.	8001800317 211383	reading material	129.90	99 E 800 470 110000 360	04/22/2019
				Totals for All About Learning Press, Inc	129.90		
156998	04/22/2019	American Legion Post #147	0 DONATION	MAES ROPE HOP FOR KIA MEMORIAL FUND	1,964.25	21 E 100 411 240000 036	04/22/2019
				Totals for American Legion Post #147	1,964.25		
156999	04/22/2019	Ampro Data Services	9001800157 C83672	open po	503.00	27 E 800 411 158700 341	04/22/2019
				Totals for Ampro Data Services	503.00		
157000	04/22/2019	Black River Industries	0 31957	C ZITTLow	2,540.50	27 E 800 370 436000 341	04/22/2019
				Totals for Black River Industries	2,540.50		
157001	04/22/2019	CESA #12	0 0000025428	RVA: KNOWING OUR NEIGHBORS	150.00	99 E 800 386 221200 360	04/22/2019
				Totals for CESA #12	150.00		
157002	04/22/2019	Complete Control Inc	8011800111 JC7966	security	1,122.72	10 E 400 320 254000 699	04/22/2019
157002	04/22/2019	Complete Control Inc	8011800111 JC7966	security	885.02	10 E 200 320 254000 699	04/22/2019
157002	04/22/2019	Complete Control Inc	8011800111 JC7966	security	885.02	10 E 100 320 254000 699	04/22/2019
157002	04/22/2019	Complete Control Inc	8011800111 JC7966	security	885.01	10 E 101 320 254000 699	04/22/2019
				Totals for Complete Control Inc	3,777.77		
157003	04/22/2019	Culver, Shari	0 REIMBURSE	RVA POSTAGE	55.00	99 E 800 353 221200 360	04/22/2019
				Totals for Culver, Shari	55.00		
157004	04/22/2019	Dave's Showcase Furniture	0 4/10	OTTOMAN	259.00	27 E 800 440 158700 341	04/22/2019
				Totals for Dave's Showcase Furniture	259.00		
157005	04/22/2019	Guitar Center	4001800250 ARINV48165955	cables	194.85	10 E 400 411 125400 000	04/22/2019

CHECK #	CHECK DATE	VENDOR	PO INVOICE #	DESCRIPTION	CHECK AMOUNT	ACCOUNT	POST DATE
			NUMBER			NUMBER	
				Totals for Guitar Center	194.85		
157006	04/22/2019	Hartmann, Dalan	0 REIMBURSE	FUEL	57.68	10 E 400 348 253000 000	04/22/2019
				Totals for Hartmann, Dalan	57.68		
157007	04/22/2019	Hillyard Inc.	2011800113 603393809	open po	114.49	10 E 200 411 253000 000	04/22/2019
				Totals for Hillyard Inc.	114.49		
157008	04/22/2019	HomePro	3011800135 315076	parts	161.45	10 E 100 411 254000 000	04/22/2019
				Totals for HomePro	161.45		
157009	04/22/2019	Hraby, Justin	0 REIMBURSE	BB TO DELLS - PERSONAL VEHICLE MILEAGE	86.40	10 E 400 342 162000 963	04/22/2019
				Totals for Hraby, Justin	86.40		
157010	04/22/2019	Indianhead Community Action Ag	0 803300	APRIL	3,600.00	27 E 800 370 436000 341	04/22/2019
				Totals for Indianhead Community Action A	3,600.00		
157011	04/22/2019	Jensen, Sadie	0 REIMBURSE	CLASSROOM ALLOTMENT	29.16	10 E 100 411 110000 000	04/22/2019
				Totals for Jensen, Sadie	29.16		
157012	04/22/2019	K & B Refrigeration	0 27376	MAES REFRIGERATOR REPAIR	55.00	10 E 100 320 254000 000	04/22/2019
				Totals for K & B Refrigeration	55.00		
157013	04/22/2019	Kopp, Lisa	0 REIMBURSE	FUEL	47.53	10 E 400 348 253000 000	04/22/2019
				Totals for Kopp, Lisa	47.53		
157014	04/22/2019	Marshfield Book & Stationery	0 351765	MAMS	11.96	10 E 200 411 253000 000	04/22/2019
				Totals for Marshfield Book & Stationery	11.96		
157015	04/22/2019	Medford Motors Inc	0 56902	2018 FORD OIL CHANGE	46.55	10 E 400 324 253000 000	04/22/2019
				Totals for Medford Motors Inc	46.55		
157016	04/22/2019	Myszka, Codi	0 1/24-4/8/19	EMPLOYEE TRAVEL	293.04	27 E 800 342 158700 341	04/22/2019
				Totals for Myszka, Codi	293.04		
157017	04/22/2019	Northern Music Service	2001800128 51620	open po	244.00	10 E 200 411 125500 000	04/22/2019
157017	04/22/2019	Northern Music Service	2001800128 51662	open po	14.95	10 E 200 411 125500 000	04/22/2019
157017	04/22/2019	Northern Music Service	2001800129 51481	open po	35.00	10 E 200 320 125500 000	04/22/2019
157017	04/22/2019	Northern Music Service	2001800129 51664	open po	60.00	10 E 200 320 125500 000	04/22/2019
				Totals for Northern Music Service	353.95		
157018	04/22/2019	Performance Health Suppuly Inc	9001800250 IN91310296	general supplies	418.73	27 E 800 411 218200 341	04/22/2019
157018	04/22/2019	Performance Health Suppuly Inc	9001800250 IN91314952	general supplies	376.53	27 E 800 411 218200 341	04/22/2019
				Totals for Performance Health Suppuly In	795.26		
157019	04/22/2019	Really Good Stuff	3001800249 6858256	classroom materials	128.91	10 E 100 411 110000 000	04/22/2019
				Totals for Really Good Stuff	128.91		
157020	04/22/2019	Reinke, Amanda	0 20	4/10/19 ONSITE/TRAVEL TIME	970.00	27 E 800 310 158700 341	04/22/2019
				Totals for Reinke, Amanda	970.00		
157021	04/22/2019	Scan Air Filter Inc	4011800167 145298	custodial supplies	300.99	10 E 400 411 253000 000	04/22/2019
				Totals for Scan Air Filter Inc	300.99		
157022	04/22/2019	Schmahl, Tricia	0 4/9-10/19	RVA MILEAGE	90.00	99 E 800 342 221200 360	04/22/2019

CHECK #	CHECK DATE	VENDOR	PO INVOICE #	DESCRIPTION	CHECK AMOUNT	ACCOUNT	POST DATE
			NUMBER			NUMBER	
				Totals for Schmahl, Tricia	90.00		
157023	04/22/2019	Stockwell, Stephanie	0 REIMBURSE	AMAZON PURCHASE	62.87	21 E 200 411 240000 272	04/22/2019
				Totals for Stockwell, Stephanie	62.87		
157024	04/22/2019	Summit Commercial Fitness	0 19695	PARTS: MASH FITNESS CENTER	78.78	10 E 400 411 143000 000	04/22/2019
				Totals for Summit Commercial Fitness	78.78		
157025	04/22/2019	Sun Printing	8001800314 104414	materials	96.68	99 E 800 411 221200 360	04/22/2019
				Totals for Sun Printing	96.68		
157026	04/22/2019	Tractor Central	0 1822564	MAMS CUSTODIAL	63.34	10 E 200 411 253000 000	04/22/2019
				Totals for Tractor Central	63.34		
157027	04/22/2019	Wenger Corporation	4001800252 762537	equipment	817.00	10 E 400 551 125400 000	04/22/2019
				Totals for Wenger Corporation	817.00		
157028	04/22/2019	WKEB/WIGM Radio	0 19030666	MAMS CHOIR	28.00	21 E 200 351 240000 217	04/22/2019
				Totals for WKEB/WIGM Radio	28.00		
157029	04/22/2019	Abdl-Haleem, Omar	0 APRIL	RVA INTERNET REIMBURSEMENT	70.00	99 E 800 358 221200 360	04/22/2019
				Totals for Abdl-Haleem, Omar	70.00		
157030	04/22/2019	Adams, Cari	0 4/2-5/1/19	RVA INTERNET REIMBURSEMENT	44.99	99 E 800 358 221200 360	04/22/2019
				Totals for Adams, Cari	44.99		
157031	04/22/2019	Anderson, Daniel	0 APRIL	RVA INTERNET REIMBURSEMENT	74.99	99 E 800 358 221200 360	04/22/2019
				Totals for Anderson, Daniel	74.99		
157032	04/22/2019	Arthur, Angela	0 1/20-2/19/19	RVA INTERNET REIMBURSEMENT	30.00	99 E 800 358 221200 360	04/22/2019
157032	04/22/2019	Arthur, Angela	0 2/20-3/19/19	RVA INTERNET REIMBURSEMENT	30.00	99 E 800 358 221200 360	04/22/2019
157032	04/22/2019	Arthur, Angela	0 3/20-4/19/19	RVA INTERNET REIMBURSEMENT	30.00	99 E 800 358 221200 360	04/22/2019
				Totals for Arthur, Angela	90.00		
157033	04/22/2019	Aumann, Breanne	0 1/25-2/24/19	RVA INTERNET REIMBURSEMENT	69.23	99 E 800 358 221200 360	04/22/2019
157033	04/22/2019	Aumann, Breanne	0 12/25/18-1/24/19	RVA INTERNET REIMBURSEMENT	71.98	99 E 800 358 221200 360	04/22/2019
157033	04/22/2019	Aumann, Breanne	0 2/25-3/24/19	RVA INTERNET REIMBURSEMENT	69.23	99 E 800 358 221200 360	04/22/2019
157033	04/22/2019	Aumann, Breanne	0 3/25-4/24/19	RVA INTERNET REIMBURSEMENT	69.23	99 E 800 358 221200 360	04/22/2019
				Totals for Aumann, Breanne	279.67		
157034	04/22/2019	Bartz, Michael	0 2/28-3/27/19	RVA INTERNET REIMBURSEMENT	69.99	99 E 800 358 221200 360	04/22/2019
157034	04/22/2019	Bartz, Michael	0 3/28-4/27/19	RVA INTERNET REIMBURSEMENT	69.99	99 E 800 358 221200 360	04/22/2019
				Totals for Bartz, Michael	139.98		
157035	04/22/2019	Beda, Eric	0 3/28-4/27/19	RVA INTERNET REIMBURSEMENT	45.00	99 E 800 358 221200 360	04/22/2019
				Totals for Beda, Eric	45.00		
157036	04/22/2019	Bernarde, Lonnie	0 APRIL	RVA INTERNET REIMBURSEMENT	39.95	99 E 800 358 221200 360	04/22/2019
				Totals for Bernarde, Lonnie	39.95		
157037	04/22/2019	Blackburn, James	0 3/23-4/22/19	RVA INTERNET REIMBURSEMENT	70.99	99 E 800 358 221200 360	04/22/2019
				Totals for Blackburn, James	70.99		
157038	04/22/2019	Bredlau, Damion	0 APRIL	RVA INTERNET REIMBURSEMENT	75.00	99 E 800 358 221200 360	04/22/2019
157038	04/22/2019	Bredlau, Damion	0 FEBRUARY	RVA INTERNET REIMBURSEMENT	75.00	99 E 800 358 221200 360	04/22/2019

CHECK #	CHECK DATE	VENDOR	PO INVOICE #	DESCRIPTION	CHECK AMOUNT	ACCOUNT	POST DATE
			NUMBER			NUMBER	
157038	04/22/2019	Bredlau, Damion	0 MARCH	RVA INTERNET REIMBURSEMENT	75.00	99 E 800 358 221200 360	04/22/2019
				Totals for Bredlau, Damion	225.00		
157039	04/22/2019	Brown, Kristyn	0 2/10-3/9/19	RVA INTERNET REIMBURSEMENT	65.20	99 E 800 358 221200 360	04/22/2019
157039	04/22/2019	Brown, Kristyn	0 3/10-4/9/19	RVA INTERNET REIMBURSEMENT	65.20	99 E 800 358 221200 360	04/22/2019
157039	04/22/2019	Brown, Kristyn	0 4/10-5/9/19	RVA INTERNET REIMBURSEMENT	65.20	99 E 800 358 221200 360	04/22/2019
				Totals for Brown, Kristyn	195.60		
157040	04/22/2019	Bungert, William	0 1/3-2/2/19	RVA INTERNET REIMBURSEMENT	44.99	99 E 800 358 221200 360	04/22/2019
157040	04/22/2019	Bungert, William	0 10/3-11/2/18	RVA INTERNET REIMBURSEMENT	44.99	99 E 800 358 221200 360	04/22/2019
157040	04/22/2019	Bungert, William	0 11/3-12/2/18	RVA INTERNET REIMBURSEMENT	44.99	99 E 800 358 221200 360	04/22/2019
157040	04/22/2019	Bungert, William	0 12/3/18-1/2/19	RVA INTERNET REIMBURSEMENT	44.99	99 E 800 358 221200 360	04/22/2019
157040	04/22/2019	Bungert, William	0 2/3-3/2/19	RVA INTERNET REIMBURSEMENT	44.99	99 E 800 358 221200 360	04/22/2019
157040	04/22/2019	Bungert, William	0 3/3-4/2/19	RVA INTERNET REIMBURSEMENT	44.99	99 E 800 358 221200 360	04/22/2019
157040	04/22/2019	Bungert, William	0 4/3-5/2/19	RVA INTERNET REIMBURSEMENT	44.99	99 E 800 358 221200 360	04/22/2019
157040	04/22/2019	Bungert, William	0 8/17-9/2/18	RVA INTERNET REIMBURSEMENT-PRORATED FROM DATE OF ENROLLMENT	24.65	99 E 800 358 221200 360	04/22/2019
157040	04/22/2019	Bungert, William	0 9/3-10/2/18	RVA INTERNET REIMBURSEMENT	44.99	99 E 800 358 221200 360	04/22/2019
				Totals for Bungert, William	384.57		
157041	04/22/2019	Cameron, Rebecca	0 2/22-3/22/19	RVA INTERNET REIMBURSEMENT	59.99	99 E 800 358 221200 360	04/22/2019
				Totals for Cameron, Rebecca	59.99		
157042	04/22/2019	Coon, David	0 3/18-4/17/19	RVA INTERNET REIMBURSEMENT	55.00	99 E 800 358 221200 360	04/22/2019
				Totals for Coon, David	55.00		
157043	04/22/2019	Coppadge, Lance	0 1/21-2/20/19	RVA INTERNET REIMBURSEMENT	65.99	99 E 800 358 221200 360	04/22/2019
157043	04/22/2019	Coppadge, Lance	0 10/21-11/20/18	RVA INTERNET REIMBURSEMENT	64.99	99 E 800 358 221200 360	04/22/2019
157043	04/22/2019	Coppadge, Lance	0 11/21-12/20/18	RVA INTERNET REIMBURSEMENT	65.99	99 E 800 358 221200 360	04/22/2019
157043	04/22/2019	Coppadge, Lance	0 12/21/18-1/20/19	RVA INTERNET REIMBURSEMENT	65.99	99 E 800 358 221200 360	04/22/2019
157043	04/22/2019	Coppadge, Lance	0 2/21-3/20/19	RVA INTERNET REIMBURSEMENT	65.99	99 E 800 358 221200 360	04/22/2019
157043	04/22/2019	Coppadge, Lance	0 3/21-4/20/19	RVA INTERNET REIMBURSEMENT	65.99	99 E 800 358 221200 360	04/22/2019
157043	04/22/2019	Coppadge, Lance	0 9/21-10/20/18	RVA INTERNET REIMBURSEMENT	64.99	99 E 800 358 221200 360	04/22/2019
				Totals for Coppadge, Lance	459.93		
157044	04/22/2019	Davel, Marie	0 3/28-4/27/19	RVA INTERNET REIMBURSEMENT	29.99	99 E 800 358 221200 360	04/22/2019
				Totals for Davel, Marie	29.99		
157045	04/22/2019	Davis, Hope	0 APRIL	RVA INTERNET REIMBURSEMENT	64.99	99 E 800 358 221200 360	04/22/2019
				Totals for Davis, Hope	64.99		
157046	04/22/2019	Dischler, Paul	0 APRIL	RVA INTERNET REIMBURSEMENT	59.95	99 E 800 358 221200 360	04/22/2019
				Totals for Dischler, Paul	59.95		
157047	04/22/2019	Drury, Luke	0 2/25-3/24/19	RVA INTERNET REIMBURSEMENT	49.99	99 E 800 358 221200 360	04/22/2019
157047	04/22/2019	Drury, Luke	0 3/25-4/24/19	RVA INTERNET REIMBURSEMENT	49.99	99 E 800 358 221200 360	04/22/2019
				Totals for Drury, Luke	99.98		

CHECK #	CHECK DATE	VENDOR	PO INVOICE #	DESCRIPTION	CHECK AMOUNT	ACCOUNT	POST DATE
			NUMBER			NUMBER	
157048	04/22/2019	Ekstadt, Amy	0 3/22-4/21/19	RVA INTERNET REIMBURSEMENT	54.99	99 E 800 358 221200 360	04/22/2019
				Totals for Ekstadt, Amy	54.99		
157049	04/22/2019	Fuller, Nicole	0 2/18-3/18/19	RVA INTERNET REIMBURSEMENT	75.00	99 E 800 358 221200 360	04/22/2019
157049	04/22/2019	Fuller, Nicole	0 3/18-4/18/19	RVA INTERNET REIMBURSEMENT	75.00	99 E 800 358 221200 360	04/22/2019
				Totals for Fuller, Nicole	150.00		
157050	04/22/2019	Georgeson, Luke	0 APRIL	RVA INTERNET REIMBURSEMENT	54.95	99 E 800 358 221200 360	04/22/2019
				Totals for Georgeson, Luke	54.95		
157051	04/22/2019	Gunderson, Paul	0 3/24-4/23/19	RVA INTERNET REIMBURSEMENT	35.00	99 E 800 358 221200 360	04/22/2019
				Totals for Gunderson, Paul	35.00		
157052	04/22/2019	Haddeman, Nicole	0 3/11-4/10/19	RVA INTERNET REIMBURSEMENT	49.99	99 E 800 358 221200 360	04/22/2019
				Totals for Haddeman, Nicole	49.99		
157053	04/22/2019	Halvorsen, Robert	0 APRIL	RVA INTERNET REIMBURSEMENT	54.99	99 E 800 358 221200 360	04/22/2019
157053	04/22/2019	Halvorsen, Robert	0 MARCH	RVA INTERNET REIMBURSEMENT	54.99	99 E 800 358 221200 360	04/22/2019
				Totals for Halvorsen, Robert	109.98		
157054	04/22/2019	Hanson, Matt	0 APRIL	RVA INTERNET RIEMBURSEMENT	55.25	99 E 800 358 221200 360	04/22/2019
				Totals for Hanson, Matt	55.25		
157055	04/22/2019	Henry, Matthew	0 3/21-4/20/19	RVA INTERNET RIEMBURSEMENT	44.99	99 E 800 358 221200 360	04/22/2019
				Totals for Henry, Matthew	44.99		
157056	04/22/2019	Hildebrandt, Patti	0 APRIL	RVA INTERNET REIMBURSEMENT	41.00	99 E 800 358 221200 360	04/22/2019
157056	04/22/2019	Hildebrandt, Patti	0 AUGUST	RVA INTERNET RIEMBURSEMENT	41.00	99 E 800 358 221200 360	04/22/2019
157056	04/22/2019	Hildebrandt, Patti	0 DECEMBER	RVA INTERNET REIMBURSEMENT	41.00	99 E 800 358 221200 360	04/22/2019
157056	04/22/2019	Hildebrandt, Patti	0 FEBRUARY	RVA INTERNET REIMBURSEMENT	41.00	99 E 800 358 221200 360	04/22/2019
157056	04/22/2019	Hildebrandt, Patti	0 JANUARY	RVA INTERNET REIMBURSEMENT	41.00	99 E 800 358 221200 360	04/22/2019
157056	04/22/2019	Hildebrandt, Patti	0 JULY	RVA INTERNET RIEMBURSEMENT	41.00	99 E 800 358 221200 360	04/22/2019
157056	04/22/2019	Hildebrandt, Patti	0 MARCH	RVA INTERNET REIMBURSEMENT	41.00	99 E 800 358 221200 360	04/22/2019
157056	04/22/2019	Hildebrandt, Patti	0 NOVEMBER	RVA INTERNET REIMBURSEMENT	41.00	99 E 800 358 221200 360	04/22/2019
157056	04/22/2019	Hildebrandt, Patti	0 OCTOBER	RVA INTERNET REIMBURSEMENT	41.00	99 E 800 358 221200 360	04/22/2019
157056	04/22/2019	Hildebrandt, Patti	0 SEPTEMBER	RVA INTERNET RIEMBURSEMENT	41.00	99 E 800 358 221200 360	04/22/2019
				Totals for Hildebrandt, Patti	410.00		
157057	04/22/2019	Johnston, Andrew	0 4/5-5/4/19	RVA INTERNET REIMBURSEMENT	75.00	99 E 800 358 221200 360	04/22/2019
				Totals for Johnston, Andrew	75.00		
157058	04/22/2019	Kennedy, Joshua	0 3/8-4/7/19	RVA INTERNET REIMBURSEMENT	65.99	99 E 800 358 221200 360	04/22/2019
				Totals for Kennedy, Joshua	65.99		
157059	04/22/2019	King, Heidi	0 1/25-2/24/19	RVA INTERNET REIMBURSEMENT	65.99	99 E 800 358 221200 360	04/22/2019
157059	04/22/2019	King, Heidi	0 12/25/18-1/24/19	RVA INTERNET REIMBURSEMENT	65.99	99 E 800 358 221200 360	04/22/2019
157059	04/22/2019	King, Heidi	0 2/25-3/24/19	RVA INTERNET REIMBURSEMENT	65.99	99 E 800 358 221200 360	04/22/2019
157059	04/22/2019	King, Heidi	0 3/25-4/24/19	RVA INTERNET REIMBURSEMENT	65.99	99 E 800 358 221200 360	04/22/2019
				Totals for King, Heidi	263.96		
157060	04/22/2019	Kmiec, Janice	0 1/16-2/15/19	RVA INTERNET REIMBURSEMENT	50.00	99 E 800 358 221200 360	04/22/2019

CHECK #	CHECK DATE	VENDOR	PO INVOICE #	DESCRIPTION	CHECK AMOUNT	ACCOUNT	POST DATE
			NUMBER			NUMBER	
157060	04/22/2019	Kmiec, Janice	0 11/12-11/15/18	RVA INTERNET REIMBURSEMENT	6.75	99 E 800 358 221200 360	04/22/2019
157060	04/22/2019	Kmiec, Janice	0 11/16-12/15/18	RVA INTERNET REIMBURSEMENT	52.28	99 E 800 358 221200 360	04/22/2019
157060	04/22/2019	Kmiec, Janice	0 12/16/18-1/15/19	RVA INTERNET REIMBURSEMENT	50.00	99 E 800 358 221200 360	04/22/2019
157060	04/22/2019	Kmiec, Janice	0 2/16-3/15/19	RVA INTERNET REIMBURSEMENT	70.00	99 E 800 358 221200 360	04/22/2019
157060	04/22/2019	Kmiec, Janice	0 3/16-4/15/19	RVA INTERNET REIMBURSEMENT	70.00	99 E 800 358 221200 360	04/22/2019
				Totals for Kmiec, Janice	299.03		
157061	04/22/2019	Koenig, Timothy	0 2/18-3/17/19	RVA INTERNET REIMBURSEMENT	65.99	99 E 800 358 221200 360	04/22/2019
157061	04/22/2019	Koenig, Timothy	0 3/18-4/17/19	RVA INTERNET REIMBURSEMENT	65.99	99 E 800 358 221200 360	04/22/2019
				Totals for Koenig, Timothy	131.98		
157062	04/22/2019	LaFaive, Erin	0 1/24-2/23/19	RVA INTERNET REIMBURSEMENT	65.99	99 E 800 358 221200 360	04/22/2019
157062	04/22/2019	LaFaive, Erin	0 2/24-3/23/19	RVA INTERNET REIMBURSEMENT	44.99	99 E 800 358 221200 360	04/22/2019
157062	04/22/2019	LaFaive, Erin	0 3/24-4/23/19	RVA INTERNET REIMBURSEMENT	44.99	99 E 800 358 221200 360	04/22/2019
				Totals for LaFaive, Erin	155.97		
157063	04/22/2019	Lisko, Dawn	0 3/31-4/30/19	RVA INTERNET REIMBURSEMENT	49.99	99 E 800 358 221200 360	04/22/2019
				Totals for Lisko, Dawn	49.99		
157064	04/22/2019	Maki, Mark	0 4/1-5/1/19	RVA INTERNET REIMBURSEMENT	48.95	99 E 800 358 221200 360	04/22/2019
				Totals for Maki, Mark	48.95		
157065	04/22/2019	Martin Alcantara, Jonathan	0 3/9-4/8/19	RVA INTERNET REIMBURSEMENT	30.00	99 E 800 358 221200 360	04/22/2019
				Totals for Martin Alcantara, Jonathan	30.00		
157066	04/22/2019	Micheli, Anthony	0 3/21-4/20/19	RVA INTERNET REIMBURSEMENT	45.00	99 E 800 358 221200 360	04/22/2019
				Totals for Micheli, Anthony	45.00		
157067	04/22/2019	Miller, Duane	0 APRIL	RVA INTERNET REIMBURSEMENT	75.00	99 E 800 358 221200 360	04/22/2019
157067	04/22/2019	Miller, Duane	0 MARCH	RVA INTERNET REIMBURSEMENT	75.00	99 E 800 358 221200 360	04/22/2019
				Totals for Miller, Duane	150.00		
157068	04/22/2019	Moore, Marianne	0 APRIL	RVA INTERNET REIMBURSEMENT	69.99	99 E 800 358 221200 360	04/22/2019
				Totals for Moore, Marianne	69.99		
157069	04/22/2019	Mundt, David	0 APRIL	RVA INTERNET REIMBURSEMENT	41.00	99 E 800 358 221200 360	04/22/2019
				Totals for Mundt, David	41.00		
157070	04/22/2019	Neidlein-Edgerton, Hollie	0 APRIL	RVA INTERNET REIMBURSEMENT	75.00	99 E 800 358 221200 360	04/22/2019
				Totals for Neidlein-Edgerton, Hollie	75.00		
157071	04/22/2019	Nelson, Janet	0 APRIL	RVA INTERNET REIMBURSEMENT	39.95	99 E 800 358 221200 360	04/22/2019
				Totals for Nelson, Janet	39.95		
157072	04/22/2019	Noble, Jessica	0 1/10-2/9/19	RVA INTERNET REIMBURSEMENT	55.95	99 E 800 358 221200 360	04/22/2019
157072	04/22/2019	Noble, Jessica	0 12/10/18-1/9/19	RVA INTERNET REIMBURSEMENT	54.95	99 E 800 358 221200 360	04/22/2019
157072	04/22/2019	Noble, Jessica	0 2/10-3/9/19	RVA INTERNET REIMBURSEMENT	55.95	99 E 800 358 221200 360	04/22/2019
				Totals for Noble, Jessica	166.85		
157073	04/22/2019	Olson, Nathan	0 APRIL	RVA INTERNET REIMBURSEMENT	44.95	99 E 800 358 221200 360	04/22/2019
				Totals for Olson, Nathan	44.95		
157074	04/22/2019	Olszewski, Kris	0 3/22-4/21/19	RVA INTERNET REIMBURSEMENT	75.00	99 E 800 358 221200 360	04/22/2019

CHECK #	CHECK DATE	VENDOR	PO INVOICE #	DESCRIPTION	CHECK AMOUNT	ACCOUNT	POST DATE
			NUMBER			NUMBER	
Totals for Olszewski, Kris					75.00		
157075	04/22/2019	Ottum, Philip	0 APRIL	RVA INTERNET REIMBURSEMENT	75.00	99 E 800 358 221200 360	04/22/2019
157075	04/22/2019	Ottum, Philip	0 FEBRUARY	RVA INTERNET REIMBURSEMENT	75.00	99 E 800 358 221200 360	04/22/2019
157075	04/22/2019	Ottum, Philip	0 JANUARY	RVA INTERNET REIMBURSEMENT	75.00	99 E 800 358 221200 360	04/22/2019
157075	04/22/2019	Ottum, Philip	0 MARCH	RVA INTERNET REIMBURSEMENT	75.00	99 E 800 358 221200 360	04/22/2019
Totals for Ottum, Philip					300.00		
157076	04/22/2019	Pazdra, James	0 3/4-4/3/19	RVA INTERNET REIMBURSEMENT	45.25	99 E 800 358 221200 360	04/22/2019
Totals for Pazdra, James					45.25		
157077	04/22/2019	Pence, Rodney	0 3/9-4/8/19	RVA INTERNET REIMBURSEMENT	30.00	99 E 800 358 221200 360	04/22/2019
Totals for Pence, Rodney					30.00		
157078	04/22/2019	Petersen, Tim	0 3/7-4/6/19	RVA INTERNET REIMBURSEMENT	44.99	99 E 800 358 221200 360	04/22/2019
Totals for Petersen, Tim					44.99		
157079	04/22/2019	Phillips, Michael	0 2/21-3/20/19	RVA INTERNET REIMBURSEMENT	65.99	99 E 800 358 221200 360	04/22/2019
157079	04/22/2019	Phillips, Michael	0 3/21-4/20/19	RVA INTERNET REIMBURSEMENT	65.99	99 E 800 358 221200 360	04/22/2019
Totals for Phillips, Michael					131.98		
157080	04/22/2019	Powell, Carrie	0 APRIL	RVA INTERNET REIMBURSEMENT	60.04	99 E 800 358 221200 360	04/22/2019
Totals for Powell, Carrie					60.04		
157081	04/22/2019	Prodzinski, Jeffrey	0 4/3-5/2/19	RVA INTERNET REIMBURSEMENT	65.99	99 E 800 358 221200 360	04/22/2019
Totals for Prodzinski, Jeffrey					65.99		
157082	04/22/2019	Quinnell Peterson, Michelle	0 APRIL	RVA INTERNET REIMBURSEMENT	64.99	99 E 800 358 221200 360	04/22/2019
157082	04/22/2019	Quinnell Peterson, Michelle	0 AUGUST	RVA INTERNET REIMBURSEMENT	64.99	99 E 800 358 221200 360	04/22/2019
157082	04/22/2019	Quinnell Peterson, Michelle	0 FEBRUARY	RVA INTERNET REIMBURSEMENT	64.99	99 E 800 358 221200 360	04/22/2019
157082	04/22/2019	Quinnell Peterson, Michelle	0 JULY	RVA INTERNET REIMBURSEMENT	64.99	99 E 800 358 221200 360	04/22/2019
157082	04/22/2019	Quinnell Peterson, Michelle	0 MARCH	RVA INTERNET REIMBURSEMENT	64.99	99 E 800 358 221200 360	04/22/2019
157082	04/22/2019	Quinnell Peterson, Michelle	0 NOVEMBER	RVA INTERNET REIMBURSEMENT	64.99	99 E 800 358 221200 360	04/22/2019
Totals for Quinnell Peterson, Michelle					389.94		
157083	04/22/2019	Raske, Pamela	0 3/13-4/12/19	RVA INTERNET REIMBURSEMENT	70.99	99 E 800 358 221200 360	04/22/2019
Totals for Raske, Pamela					70.99		
157084	04/22/2019	Schmidt, Jeffrey	0 3/25-4/24/19	RVA INTERNET REIMBURSEMENT	70.99	99 E 800 358 221200 360	04/22/2019
Totals for Schmidt, Jeffrey					70.99		
157085	04/22/2019	Schmidt, Mark	0 APRIL	RVA INTERNET REIMBURSEMENT	39.95	99 E 800 358 221200 360	04/22/2019
Totals for Schmidt, Mark					39.95		
157086	04/22/2019	Schneebeli, Lisa	0 3/25-4/24/19	RVA INTERNET REIMBURSEMENT	64.99	99 E 800 358 221200 360	04/22/2019
Totals for Schneebeli, Lisa					64.99		
157087	04/22/2019	Schumacher, Alicia	0 3/22-4/21/19	RVA INTERNET REIMBURSEMENT	55.20	99 E 800 358 221200 360	04/22/2019
Totals for Schumacher, Alicia					55.20		
157088	04/22/2019	Schutt, Jesse	0 APRIL	RVA INTERNET REIMBURSEMENT	49.99	99 E 800 358 221200 360	04/22/2019
Totals for Schutt, Jesse					49.99		
157089	04/22/2019	Schwanz, Luke	0 3/16-4/15/19	RVA INTERNET REIMBURSEMENT	29.99	99 E 800 358 221200 360	04/22/2019

CHECK #	CHECK DATE	VENDOR	PO INVOICE #	DESCRIPTION	CHECK AMOUNT	ACCOUNT	POST DATE
			NUMBER			NUMBER	
				Totals for Schwanz, Luke	29.99		
157090	04/22/2019	Sherpe, Arden	0 MARCH	RVA INTERNET REIMBURSEMENT	75.00	99 E 800 358 221200 360	04/22/2019
				Totals for Sherpe, Arden	75.00		
157091	04/22/2019	Snyder, Caleb	0 OCTOBER	RVA INTERNET REIMBURSEMENT	60.00	99 E 800 358 221200 360	04/22/2019
				Totals for Snyder, Caleb	60.00		
157092	04/22/2019	Strey, Adam	0 APRIL	RVA INTERNET REIMBURSEMENT	64.99	99 E 800 358 221200 360	04/22/2019
				Totals for Strey, Adam	64.99		
157093	04/22/2019	Taylor, Ryan	0 3/28-4/22/19	RVA INTERNET REIMBURSEMENT-PRORATED FROM DATE OF ENROLLMENT	16.64	99 E 800 358 221200 360	04/22/2019
				Totals for Taylor, Ryan	16.64		
157094	04/22/2019	Thompson, Jared	0 3/11-4/10/19	RVA INTERNET REIMBURSEMENT	65.99	99 E 800 358 221200 360	04/22/2019
				Totals for Thompson, Jared	65.99		
157095	04/22/2019	Unger, Leona	0 APRIL	RVA INTERNET REIMBURSEMENT	55.99	99 E 800 358 221200 360	04/22/2019
				Totals for Unger, Leona	55.99		
157096	04/22/2019	Verlooy, Stephanie	0 4/7-5/6/19	RVA INTERNET REIMBURSEMENT	44.99	99 E 800 358 221200 360	04/22/2019
				Totals for Verlooy, Stephanie	44.99		
157097	04/22/2019	Von Rueden, Katie	0 APRIL	RVA INTERNET REIMBURSEMENT	67.80	99 E 800 358 221200 360	04/22/2019
				Totals for Von Rueden, Katie	67.80		
157098	04/22/2019	Wagner, Sabrina	0 4/10-5/9/19	RVA INTERNET REIMBURSEMENT	29.99	99 E 800 358 221200 360	04/22/2019
				Totals for Wagner, Sabrina	29.99		
157099	04/22/2019	Weich, Todd	0 APRIL	RVA INTERNET REIMBURSEMENT	64.99	99 E 800 358 221200 360	04/22/2019
				Totals for Weich, Todd	64.99		
157100	04/22/2019	Wheeler, Elizabeth	0 3/28-31/19	RVA INTERNET REIMBURSEMENT	9.47	99 E 800 358 221200 360	04/22/2019
157100	04/22/2019	Wheeler, Elizabeth	0 APRIL	RVA INTERNET REIMBURSEMENT	73.43	99 E 800 358 221200 360	04/22/2019
				Totals for Wheeler, Elizabeth	82.90		
157101	04/22/2019	Wright, David	0 3/20-4/19/19	RVA INTERNET REIMBURSEMENT	49.99	99 E 800 358 221200 360	04/22/2019
				Totals for Wright, David	49.99		
157102	04/22/2019	Zimmerman, Lee	0 APRIL	RVA INTERNET REIMBURSEMENT	39.95	99 E 800 358 221200 360	04/22/2019
157102	04/22/2019	Zimmerman, Lee	0 DECEMBER	RVA INTERNET REIMBURSEMENT	39.95	99 E 800 358 221200 360	04/22/2019
157102	04/22/2019	Zimmerman, Lee	0 FEBRUARY	RVA INTERNET REIMBURSEMENT	39.95	99 E 800 358 221200 360	04/22/2019
157102	04/22/2019	Zimmerman, Lee	0 JANUARY	RVA INTERNET REIMBURSEMENT	39.95	99 E 800 358 221200 360	04/22/2019
157102	04/22/2019	Zimmerman, Lee	0 MARCH	RVA INTERNET REIMBURSEMENT	39.95	99 E 800 358 221200 360	04/22/2019
				Totals for Zimmerman, Lee	199.75		
157103	04/18/2019	Burkart, Steven	0 4/18/19	GIRLS SOCCER VS ASHLAND	90.00	10 E 400 310 162000 965	04/18/2019
				Totals for Burkart, Steven	90.00		
157104	04/18/2019	Matsche, Randy	0 4/18/19	GIRLS SOCCER VS ASHLAND	90.00	10 E 400 310 162000 965	04/18/2019
				Totals for Matsche, Randy	90.00		
157105	04/18/2019	Stroik, Jason	0 4/18/19	GIRLS SOCCER VS ASHLAND	120.00	10 E 400 310 162000 965	04/18/2019

CHECK #	CHECK DATE	VENDOR	PO INVOICE #	DESCRIPTION	CHECK AMOUNT	ACCOUNT	POST DATE
			NUMBER			NUMBER	
				Totals for Stroik, Jason	120.00		
157106	04/22/2019	Abdl-Haleem, Omar	0 MARCH	RVA INTERNET REIMBURSEMENT	70.00	99 E 800 358 221200 360	04/22/2019
				Totals for Abdl-Haleem, Omar	70.00		
157107	04/22/2019	Abele, Amy	0 APRIL	RVA INTERNET REIMBURSEMENT	75.00	99 E 800 358 221200 360	04/22/2019
				Totals for Abele, Amy	75.00		
157108	04/22/2019	Abrahamson, Ryan	0 4/10-5/9/19	RVA INTERNET REIMBURSEMENT	59.99	99 E 800 358 221200 360	04/22/2019
				Totals for Abrahamson, Ryan	59.99		
157109	04/22/2019	Antone, Jennifer	0 3/12-4/11/19	RVA INTERNET REIMBURSEMENT	45.00	99 E 800 358 221200 360	04/22/2019
				Totals for Antone, Jennifer	45.00		
157110	04/22/2019	Barber, George	0 1/4-2/3/19	RVA INTERNET REIMBURSEMENT	50.25	99 E 800 358 221200 360	04/22/2019
157110	04/22/2019	Barber, George	0 10/4-11/3/18	RVA INTERNET REIMBURSEMENT	49.25	99 E 800 358 221200 360	04/22/2019
157110	04/22/2019	Barber, George	0 11/4-12/3/18	RVA INTERNET REIMBURSEMENT	49.25	99 E 800 358 221200 360	04/22/2019
157110	04/22/2019	Barber, George	0 12/4/18-1/3/19	RVA INTERNET REIMBURSEMENT	49.25	99 E 800 358 221200 360	04/22/2019
157110	04/22/2019	Barber, George	0 2/4-3/3/19	RVA INTERNET REIMBURSEMENT	50.25	99 E 800 358 221200 360	04/22/2019
157110	04/22/2019	Barber, George	0 3/4-4/3/19	RVA INTERNET REIMBURSEMENT	50.25	99 E 800 358 221200 360	04/22/2019
157110	04/22/2019	Barber, George	0 4/4-5/3/19	RVA INTERNET REIMBURSEMENT	50.25	99 E 800 358 221200 360	04/22/2019
157110	04/22/2019	Barber, George	0 9/17-10/13/18	RVA INTERNET REIMBURSEMENT-PRORATED FROM DATE OF ENROLLMENT	27.03	99 E 800 358 221200 360	04/22/2019
				Totals for Barber, George	375.78		
157111	04/22/2019	Bosse, Rachel	0 4/6-5/5/19	RVA INTERNET REIMBURSEMENT	65.00	99 E 800 358 221200 360	04/22/2019
				Totals for Bosse, Rachel	65.00		
157112	04/22/2019	Bostwick, Barbara	0 4/12-5/11/19	RVA INTERNET REIMBURSEMENT	49.99	99 E 800 358 221200 360	04/22/2019
				Totals for Bostwick, Barbara	49.99		
157113	04/22/2019	Christensen, Shawn	0 4/3-5/2/19	RVA INTERNET REIMBURSEMENT	19.99	99 E 800 358 221200 360	04/22/2019
				Totals for Christensen, Shawn	19.99		
157114	04/22/2019	Dolezal, Dawn	0 3/28-4/27/19	RVA INTERNET REIMBURSEMENT	65.99	99 E 800 358 221200 360	04/22/2019
				Totals for Dolezal, Dawn	65.99		
157115	04/22/2019	Dunton, Amber	0 3/12-4/11/19	RVA INTERNET REIMBURSEMENT	65.99	99 E 800 358 221200 360	04/22/2019
				Totals for Dunton, Amber	65.99		
157116	04/22/2019	Ehrendreich, William	0 2/7-3/6/19	RVA INTERNET REIMBURSEMENT	65.99	99 E 800 358 221200 360	04/22/2019
157116	04/22/2019	Ehrendreich, William	0 3/7-4/6/19	RVA INTERNET REIMBURSEMENT	65.99	99 E 800 358 221200 360	04/22/2019
157116	04/22/2019	Ehrendreich, William	0 4/7-5/6/19	RVA INTERNET REIMBURSEMENT	65.99	99 E 800 358 221200 360	04/22/2019
				Totals for Ehrendreich, William	197.97		
157117	04/22/2019	Evers, Kevin	0 APRIL	RVA INTERNET REIMBURSEMENT	49.95	99 E 800 358 221200 360	04/22/2019
157117	04/22/2019	Evers, Kevin	0 DECEMBER	RVA INTERNET REIMBURSEMENT	49.95	99 E 800 358 221200 360	04/22/2019
157117	04/22/2019	Evers, Kevin	0 FEBRUARY	RVA INTERNET REIMBURSEMENT	49.95	99 E 800 358 221200 360	04/22/2019
157117	04/22/2019	Evers, Kevin	0 JANUARY	RVA INTERNET REIMBURSEMENT	49.95	99 E 800 358 221200 360	04/22/2019
157117	04/22/2019	Evers, Kevin	0 MARCH	RVA INTERNET REIMBURSEMENT	49.95	99 E 800 358 221200 360	04/22/2019

CHECK #	CHECK DATE	VENDOR	PO INVOICE #	DESCRIPTION	CHECK AMOUNT	ACCOUNT	POST DATE
			NUMBER			NUMBER	
157117	04/22/2019	Evers, Kevin	0 NOVEMBER	RVA INTERNET REIMBURSEMENT	49.95	99 E 800 358 221200 360	04/22/2019
157117	04/22/2019	Evers, Kevin	0 OCTOBER	RVA INTERNET REIMBURSEMENT	49.95	99 E 800 358 221200 360	04/22/2019
				Totals for Evers, Kevin	349.65		
157118	04/22/2019	Fernandez-Wagner, Lydia	0 2/26-3/25/19	RVA INTERNET REIMBURSEMENT	54.99	99 E 800 358 221200 360	04/22/2019
157118	04/22/2019	Fernandez-Wagner, Lydia	0 3/26-4/25/19	RVA INTERNET REIMBURSEMENT	54.99	99 E 800 358 221200 360	04/22/2019
				Totals for Fernandez-Wagner, Lydia	109.98		
157119	04/22/2019	Fischer, Jason	0 3/20-4/19/19	RVA INTERNET REIMBURSEMENT	75.00	99 E 800 358 221200 360	04/22/2019
				Totals for Fischer, Jason	75.00		
157120	04/22/2019	Gilbert, Grayson	0 1/3-2/2/19	RVA INTERNET REIMBURSEMENT	65.99	99 E 800 358 221200 360	04/22/2019
157120	04/22/2019	Gilbert, Grayson	0 2/3-3/2/19	RVA INTERNET REIMBURSEMENT	65.99	99 E 800 358 221200 360	04/22/2019
157120	04/22/2019	Gilbert, Grayson	0 3/3-4/2/19	RVA INTERNET REIMBURSEMENT	65.99	99 E 800 358 221200 360	04/22/2019
				Totals for Gilbert, Grayson	197.97		
157121	04/22/2019	Harris, Elizabeth	0 4/10-5/9/19	RVA INTERNET REIMBURSEMENT	29.95	99 E 800 358 221200 360	04/22/2019
				Totals for Harris, Elizabeth	29.95		
157122	04/22/2019	Herman, Amanda	0 3/28-4/27/19	RVA INTERNET REIMBURSEMENT	55.25	99 E 800 358 221200 360	04/22/2019
				Totals for Herman, Amanda	55.25		
157123	04/22/2019	Horne, Ketura	0 1/4-2/3/19	RVA INTERNET REIMBURSEMENT	70.99	99 E 800 358 221200 360	04/22/2019
157123	04/22/2019	Horne, Ketura	0 10/4-11/3/18	RVA INTERNET REIMBURSEMENT	69.99	99 E 800 358 221200 360	04/22/2019
157123	04/22/2019	Horne, Ketura	0 11/4-12/3/18	RVA INTERNET REIMBURSEMENT	69.99	99 E 800 358 221200 360	04/22/2019
157123	04/22/2019	Horne, Ketura	0 12/4/18-1/3/19	RVA INTERNET REIMBURSEMENT	70.99	99 E 800 358 221200 360	04/22/2019
157123	04/22/2019	Horne, Ketura	0 2/4-3/3/19	RVA INTERNET REIMBURSEMENT	70.99	99 E 800 358 221200 360	04/22/2019
157123	04/22/2019	Horne, Ketura	0 3/4-4/3/19	RVA INTERNET REIMBURSEMENT	70.99	99 E 800 358 221200 360	04/22/2019
157123	04/22/2019	Horne, Ketura	0 4/4-5/3/19	RVA INTERNET REIMBURSEMENT	70.99	99 E 800 358 221200 360	04/22/2019
157123	04/22/2019	Horne, Ketura	0 7/4-8/3/18	RVA INTERNET REIMBURSEMENT	69.99	99 E 800 358 221200 360	04/22/2019
157123	04/22/2019	Horne, Ketura	0 8/4-9/3/18	RVA INTERNET REIMBURSEMENT	69.99	99 E 800 358 221200 360	04/22/2019
157123	04/22/2019	Horne, Ketura	0 9/4-10/3/18	RVA INTERNET REIMBURSEMENT	69.99	99 E 800 358 221200 360	04/22/2019
				Totals for Horne, Ketura	704.90		
157124	04/22/2019	Jacob, Richard	0 4/6-5/5/19	RVA INTERNET REIMBURSEMENT	59.99	99 E 800 358 221200 360	04/22/2019
				Totals for Jacob, Richard	59.99		
157125	04/22/2019	Kaczmarowski, Carrie	0 2/11-3/10/19	RVA INTERNET REIMBURSEMENT	70.99	99 E 800 358 221200 360	04/22/2019
157125	04/22/2019	Kaczmarowski, Carrie	0 3/11-3/21/19	RVA INTERNET REIMBURSEMENT	25.19	99 E 800 358 221200 360	04/22/2019
157125	04/22/2019	Kaczmarowski, Carrie	0 3/22-4/21/19	RVA INTERNET REIMBURSEMENT	75.00	99 E 800 358 221200 360	04/22/2019
				Totals for Kaczmarowski, Carrie	171.18		
157126	04/22/2019	Keim, Sarah	0 3/22-4/22/19	RVA INTERNET REIMBURSEMENT	75.00	99 E 800 358 221200 360	04/22/2019
				Totals for Keim, Sarah	75.00		
157127	04/22/2019	Kolpack, Jamie	0 MARCH	RVA INTERNET REIMBURSEMENT	70.00	99 E 800 358 221200 360	04/22/2019
				Totals for Kolpack, Jamie	70.00		
157128	04/22/2019	Krokosz, Sue	0 10/22-11/21/18	RVA INTERNET REIMBURSEMENT	50.00	99 E 800 358 221200 360	04/22/2019
157128	04/22/2019	Krokosz, Sue	0 4/4-5/3/19	RVA INTERNET REIMBURSEMENT	69.99	99 E 800 358 221200 360	04/22/2019

CHECK #	CHECK DATE	VENDOR	PO INVOICE #	DESCRIPTION	CHECK AMOUNT	ACCOUNT	POST DATE
			NUMBER			NUMBER	
				Totals for Krokosz, Sue	119.99		
157129	04/22/2019	Krueger, Kristofor	0 4/10-5/9/19	RVA INTERNET REIMBURSEMENT	60.25	99 E 800 358 221200 360	04/22/2019
				Totals for Krueger, Kristofor	60.25		
157130	04/22/2019	Kumm, Ryan	0 3/28-4/27/19	RVA INTERNET REIMBURSEMENT	75.00	99 E 800 358 221200 360	04/22/2019
				Totals for Kumm, Ryan	75.00		
157131	04/22/2019	Larson, Travis	0 APRIL	RVA INTERNET REIMBURSEMENT	65.99	99 E 800 358 221200 360	04/22/2019
				Totals for Larson, Travis	65.99		
157132	04/22/2019	Mattice, Eric	0 APRIL	RVA INTERNET REIMBURSEMENT	49.95	99 E 800 358 221200 360	04/22/2019
				Totals for Mattice, Eric	49.95		
157133	04/22/2019	Nickels, Steve	0 APRIL	RVA INTERNET REIMBURSEMENT	75.00	99 E 800 358 221200 360	04/22/2019
157133	04/22/2019	Nickels, Steve	0 MARCH	RVA INTERNET REIMBURSEMENT	75.00	99 E 800 358 221200 360	04/22/2019
				Totals for Nickels, Steve	150.00		
157134	04/22/2019	Nikolaus, Charlone	0 2/12-3/11/19	RVA INTERNET REIMBURSEMENT	65.00	99 E 800 358 221200 360	04/22/2019
157134	04/22/2019	Nikolaus, Charlone	0 3/12-4/11/19	RVA INTERNET REIMBURSEMENT	65.00	99 E 800 358 221200 360	04/22/2019
				Totals for Nikolaus, Charlone	130.00		
157135	04/22/2019	Noble, Jessica	0 4/10-5/9/19	RVA INTERNET REIMBURSEMENT	55.95	99 E 800 358 221200 360	04/22/2019
				Totals for Noble, Jessica	55.95		
157136	04/22/2019	Noll, Pamela	0 4/3-5/2/19	RVA INTERNET REIMBURSEMENT	65.99	99 E 800 358 221200 360	04/22/2019
				Totals for Noll, Pamela	65.99		
157137	04/22/2019	Pearson, Brian	0 APRIL	RVA INTERNET REIMBURSEMENT	49.95	99 E 800 358 221200 360	04/22/2019
157137	04/22/2019	Pearson, Brian	0 FEBRUARY	RVA INTERNET REIMBURSEMENT	49.95	99 E 800 358 221200 360	04/22/2019
157137	04/22/2019	Pearson, Brian	0 JANUARY	RVA INTERNET REIMBURSEMENT	49.95	99 E 800 358 221200 360	04/22/2019
157137	04/22/2019	Pearson, Brian	0 MARCH	RVA INTERNET REIMBURSEMENT	49.95	99 E 800 358 221200 360	04/22/2019
				Totals for Pearson, Brian	199.80		
157138	04/22/2019	Pence, Rodney	0 4/9-5/8/19	RVA INTERNET REIMBURSEMENT	30.00	99 E 800 358 221200 360	04/22/2019
				Totals for Pence, Rodney	30.00		
157139	04/22/2019	Peterson, Lynn	0 1/28-2/27/19	RVA INTERNET REIMBURSEMENT	65.00	99 E 800 358 221200 360	04/22/2019
157139	04/22/2019	Peterson, Lynn	0 11/28-12/27/18	RVA INTERNET REIMBURSEMENT	65.00	99 E 800 358 221200 360	04/22/2019
157139	04/22/2019	Peterson, Lynn	0 12/28/18-1/27/19	RVA INTERNET REIMBURSEMENT	65.00	99 E 800 358 221200 360	04/22/2019
157139	04/22/2019	Peterson, Lynn	0 2/28-3/27/19	RVA INTERNET REIMBURSEMENT	65.00	99 E 800 358 221200 360	04/22/2019
157139	04/22/2019	Peterson, Lynn	0 3/28-4/27/19	RVA INTERNET REIMBURSEMENT	65.00	99 E 800 358 221200 360	04/22/2019
157139	04/22/2019	Peterson, Lynn	0 8/28-9/27/18	RVA INTERNET REIMBURSEMENT	65.00	99 E 800 358 221200 360	04/22/2019
				Totals for Peterson, Lynn	390.00		
157140	04/22/2019	Petersen, Stephen	0 1/27-2/26/19	RVA INTERNET REIMBURSEMENT	59.99	99 E 800 358 221200 360	04/22/2019
157140	04/22/2019	Petersen, Stephen	0 12/27/18-1/26/19	RVA INTERNET REIMBURSEMENT	59.99	99 E 800 358 221200 360	04/22/2019
157140	04/22/2019	Petersen, Stephen	0 2/27-3/26/19	RVA INTERNET REIMBURSEMENT	59.99	99 E 800 358 221200 360	04/22/2019
157140	04/22/2019	Petersen, Stephen	0 3/27-4/26/19	RVA INTERNET REIMBURSEMENT	59.99	99 E 800 358 221200 360	04/22/2019
				Totals for Petersen, Stephen	239.96		
157141	04/22/2019	Petersen, Tim	0 4/7-5/6/19	RVA INTERNET REIMBURSEMENT	44.99	99 E 800 358 221200 360	04/22/2019

CHECK #	CHECK DATE	VENDOR	PO INVOICE #	DESCRIPTION	CHECK AMOUNT	ACCOUNT	POST DATE
			NUMBER			NUMBER	
Totals for Petersen, Tim					44.99		
157142	04/22/2019	Ramos, Lolita	0 1/8-2/7/19	RVA INTERNET REIMBURSEMENT	40.99	99 E 800 358 221200 360	04/22/2019
157142	04/22/2019	Ramos, Lolita	0 12/8/18-1/7/19	RVA INTERNET REIMBURSEMENT	40.99	99 E 800 358 221200 360	04/22/2019
157142	04/22/2019	Ramos, Lolita	0 2/8-3/7/19	RVA INTERNET REIMBURSEMENT	40.99	99 E 800 358 221200 360	04/22/2019
157142	04/22/2019	Ramos, Lolita	0 3/8-4/7/19	RVA INTERNET REIMBURSEMENT	40.99	99 E 800 358 221200 360	04/22/2019
157142	04/22/2019	Ramos, Lolita	0 4/8-5/7/19	RVA INTERNET REIMBURSEMENT	40.99	99 E 800 358 221200 360	04/22/2019
Totals for Ramos, Lolita					204.95		
157143	04/22/2019	Raske, Pamela	0 4/13-5/12/19	RVA INTERNET REIMBURSEMENT	70.99	99 E 800 358 221200 360	04/22/2019
Totals for Raske, Pamela					70.99		
157144	04/22/2019	Reinart, Scott	0 3/21-4/20/19	RVA INTERNET REIMBURSEMENT	55.00	99 E 800 358 221200 360	04/22/2019
Totals for Reinart, Scott					55.00		
157145	04/22/2019	Rosario, Jamie	0 4/10-5/9/19	RVA INTERNET REIMBURSEMENT	59.99	99 E 800 358 221200 360	04/22/2019
Totals for Rosario, Jamie					59.99		
157146	04/22/2019	Schumann, Jackie	0 2/23-2/23/19	RVA INTERNET REIMBURSEMENT	2.29	99 E 800 358 221200 360	04/22/2019
157146	04/22/2019	Schumann, Jackie	0 2/24-3/23/19	RVA INTERNET REIMBURSEMENT	70.94	99 E 800 358 221200 360	04/22/2019
157146	04/22/2019	Schumann, Jackie	0 3/24-4/23/19	RVA INTERNET REIMBURSEMENT	70.00	99 E 800 358 221200 360	04/22/2019
Totals for Schumann, Jackie					143.23		
157147	04/22/2019	Shea, Casey	0 2/12-3/11/19	RVA INTERNET REIMBURSEMENT	65.99	99 E 800 358 221200 360	04/22/2019
157147	04/22/2019	Shea, Casey	0 3/12-4/11/19	RVA INTERNET REIMBURSEMENT	65.99	99 E 800 358 221200 360	04/22/2019
Totals for Shea, Casey					131.98		
157148	04/22/2019	Slaugh, Scott	0 4/16-5/15/19	RVA INTERNET REIMBURSEMENT	65.95	99 E 800 358 221200 360	04/22/2019
Totals for Slaugh, Scott					65.95		
157149	04/22/2019	Sommers, Jessica	0 1/2-2/1/19	RVA INTERNET REIMBURSEMENT	65.99	99 E 800 358 221200 360	04/22/2019
157149	04/22/2019	Sommers, Jessica	0 12/2/18-1/1/19	RVA INTERNET REIMBURSEMENT	65.99	99 E 800 358 221200 360	04/22/2019
157149	04/22/2019	Sommers, Jessica	0 2/2-3/1/19	RVA INTERNET REIMBURSEMENT	65.99	99 E 800 358 221200 360	04/22/2019
157149	04/22/2019	Sommers, Jessica	0 3/2-4/1/19	RVA INTERNET REIMBURSEMENT	65.99	99 E 800 358 221200 360	04/22/2019
157149	04/22/2019	Sommers, Jessica	0 4/2-5/1/19	RVA INTERNET REIMBURSEMENT	65.99	99 E 800 358 221200 360	04/22/2019
Totals for Sommers, Jessica					329.95		
157150	04/22/2019	Stolp, Robert	0 3/21-4/20/19	RVA INTERNET REIMBURSEMENT	65.99	99 E 800 358 221200 360	04/22/2019
Totals for Stolp, Robert					65.99		
157151	04/22/2019	Tihlarik, Anna	0 APRIL	RVA INTERNET REIMBURSEMENT	75.00	99 E 800 358 221200 360	04/22/2019
Totals for Tihlarik, Anna					75.00		
157152	04/22/2019	Ullenbrauck, Matt	0 1/15-2/15/19	RVA INTERNET REIMBURSEMENT	75.00	99 E 800 358 221200 360	04/22/2019
157152	04/22/2019	Ullenbrauck, Matt	0 10/15-11/15/18	RVA INTERNET REIMBURSEMENT	75.00	99 E 800 358 221200 360	04/22/2019
157152	04/22/2019	Ullenbrauck, Matt	0 11/15-12/15/18	RVA INTERNET REIMBURSEMENT	75.00	99 E 800 358 221200 360	04/22/2019
157152	04/22/2019	Ullenbrauck, Matt	0 12/15/18-1/15/19	RVA INTERNET REIMBURSEMENT	75.00	99 E 800 358 221200 360	04/22/2019
157152	04/22/2019	Ullenbrauck, Matt	0 2/15-3/15/19	RVA INTERNET REIMBURSEMENT	75.00	99 E 800 358 221200 360	04/22/2019
157152	04/22/2019	Ullenbrauck, Matt	0 3/15-4/15/19	RVA INTERNET REIMBURSEMENT	75.00	99 E 800 358 221200 360	04/22/2019
157152	04/22/2019	Ullenbrauck, Matt	0 7/15-8/15/18	RVA INTERNET REIMBURSEMENT	49.99	99 E 800 358 221200 360	04/22/2019

CHECK #	CHECK DATE	VENDOR	PO INVOICE #	DESCRIPTION	CHECK AMOUNT	ACCOUNT	POST DATE
			NUMBER			NUMBER	
157152	04/22/2019	Ullenbrauck, Matt	0 8/15-9/15/18	RVA INTERNET REIMBURSEMENT	49.99	99 E 800 358 221200 360	04/22/2019
157152	04/22/2019	Ullenbrauck, Matt	0 9/15-10/15/18	RVA INTERNET REIMBURSEMENT	75.00	99 E 800 358 221200 360	04/22/2019
				Totals for Ullenbrauck, Matt	624.98		
157153	04/22/2019	Venet, Eric	0 1/22-2/21/19	RVA INTERNET REIMBURSEMENT	45.25	99 E 800 358 221200 360	04/22/2019
157153	04/22/2019	Venet, Eric	0 2/22-3/21/19	RVA INTERNET REIMBURSEMENT	45.25	99 E 800 358 221200 360	04/22/2019
157153	04/22/2019	Venet, Eric	0 3/22-4/21/19	RVA INTERNET REIMBURSEMENT	45.25	99 E 800 358 221200 360	04/22/2019
				Totals for Venet, Eric	135.75		
157154	04/22/2019	Villiard, Gad	0 4/13-5/12/19	RVA INTERNET REIMBURSEMENT	65.99	99 E 800 358 221200 360	04/22/2019
				Totals for Villiard, Gad	65.99		
157155	04/22/2019	Weigen, Timothy	0 3/28-4/27/19	RVA INTERNET REIMBURSEMENT	65.99	99 E 800 358 221200 360	04/22/2019
				Totals for Weigen, Timothy	65.99		
157156	04/22/2019	Wendt, Jeremiah	0 4/15-5/14/19	RVA INTERNET REIMBURSEMENT	69.95	99 E 800 358 221200 360	04/22/2019
				Totals for Wendt, Jeremiah	69.95		
157157	04/22/2019	Wilson, Rebecca	0 2/20-3/19/19	RVA INTERNET REIMBURSEMENT	44.99	99 E 800 358 221200 360	04/22/2019
157157	04/22/2019	Wilson, Rebecca	0 3/20-4/16/19	RVA INTERNET REIMBURSEMENT	63.28	99 E 800 358 221200 360	04/22/2019
				**PROVIDER CHANGE--OVERLAPPING BILLING			
				Totals for Wilson, Rebecca	108.27		
157158	04/22/2019	Ziebell, Barbara	0 1/4-2/3/19	RVA INTERNET REIMBURSEMENT	70.99	99 E 800 358 221200 360	04/22/2019
157158	04/22/2019	Ziebell, Barbara	0 10/4-11/3/18	RVA INTERNET REIMBURSEMENT	69.99	99 E 800 358 221200 360	04/22/2019
157158	04/22/2019	Ziebell, Barbara	0 11/4-12/3/18	RVA INTERNET REIMBURSEMENT	69.99	99 E 800 358 221200 360	04/22/2019
157158	04/22/2019	Ziebell, Barbara	0 12/4/18-1/3/19	RVA INTERNET REIMBURSEMENT	70.99	99 E 800 358 221200 360	04/22/2019
157158	04/22/2019	Ziebell, Barbara	0 2/4-3/3/19	RVA INTERNET REIMBURSEMENT	70.99	99 E 800 358 221200 360	04/22/2019
157158	04/22/2019	Ziebell, Barbara	0 3/4-4/3/19	RVA INTERNET REIMBURSEMENT	70.99	99 E 800 358 221200 360	04/22/2019
157158	04/22/2019	Ziebell, Barbara	0 4/4-5/3/19	RVA INTERNET REIMBURSEMENT	70.99	99 E 800 358 221200 360	04/22/2019
157158	04/22/2019	Ziebell, Barbara	0 9/4-10/3/18	RVA INTERNET REIMBURSEMENT	69.99	99 E 800 358 221200 360	04/22/2019
				Totals for Ziebell, Barbara	564.92		
157159	04/22/2019	Auburndale High School	0 4/25/19	TRACK ENTRY FEE	75.00	10 E 400 940 162000 967	04/22/2019
157159	04/22/2019	Auburndale High School	0 4/25/19	TRACK ENTRY FEE	75.00	10 E 400 940 162000 966	04/22/2019
				Totals for Auburndale High School	150.00		
157160	04/22/2019	Beaver Creek Reserve	0 1588	RVA FIELD TRIP	85.00	99 E 800 940 110000 360	04/22/2019
				Totals for Beaver Creek Reserve	85.00		
157161	04/22/2019	Cejka, Dale	0 4/23/19	MEDFORD INVITATIONAL TRACK MEET	67.50	10 E 400 310 162000 967	04/22/2019
157161	04/22/2019	Cejka, Dale	0 4/23/19	MEDFORD INVITATIONAL TRACK MEET	67.50	10 E 400 310 162000 966	04/22/2019
				Totals for Cejka, Dale	135.00		
157162	04/22/2019	Charter Communications	0 0002810041519	8245 11 246 0002810: 4/15-5/14/19	30.98	80 E 800 359 230000 000	04/22/2019
				Totals for Charter Communications	30.98		
157163	04/22/2019	EMC Insurance Companies	0 D-96000040	2X35117: #8	4,147.88	10 E 800 711 270000 000	04/22/2019
157163	04/22/2019	EMC Insurance Companies	0 D-96000040	2X35117: #8	3,849.17	10 E 800 712 270000 000	04/22/2019

CHECK #	CHECK DATE	VENDOR	PO INVOICE #	DESCRIPTION	CHECK AMOUNT	ACCOUNT	POST DATE
			NUMBER			NUMBER	
157163	04/22/2019	EMC Insurance Companies	0 D-96000040	2X35117: #8	8,323.46	10 E 800 713 270000 000	04/22/2019
157163	04/22/2019	EMC Insurance Companies	0 D-96000040	2X35117: #8	165.10	10 E 800 714 270000 000	04/22/2019
				Totals for EMC Insurance Companies	16,485.61		
157164	04/22/2019	Federal Express	0 6-523-77818	RVA SHIPPING	20.32	99 E 800 353 221200 360	04/22/2019
				Totals for Federal Express	20.32		
157165	04/22/2019	Klein, Michael	0 4/22/19	BB VS MERRILL	90.00	10 E 400 310 162000 963	04/22/2019
				Totals for Klein, Michael	90.00		
157166	04/22/2019	Klein, Michael	0 4/23/19	BB VS MOSINEE	90.00	10 E 400 310 162000 963	04/22/2019
				Totals for Klein, Michael	90.00		
157167	04/22/2019	Klinner, Ronald	0 4/23/19	MEDFORD INVITATIONAL TRACK MEET	82.50	10 E 400 310 162000 967	04/22/2019
157167	04/22/2019	Klinner, Ronald	0 4/23/19	MEDFORD INVITATIONAL TRACK MEET	82.50	10 E 400 310 162000 966	04/22/2019
				Totals for Klinner, Ronald	165.00		
157168	04/22/2019	Lindau, Mike	0 4/22/19	BB VS MERRILL	90.00	10 E 400 310 162000 963	04/22/2019
				Totals for Lindau, Mike	90.00		
157169	04/22/2019	Lindau, Mike	0 4/23/19	BB VS MOSINEE	90.00	10 E 400 310 162000 963	04/22/2019
				Totals for Lindau, Mike	90.00		
157170	04/22/2019	Manpower	0 5830	MAMS TRACK: SPED	114.75	27 E 800 310 158700 341	04/22/2019
157170	04/22/2019	Manpower	0 5923	MASH TRACK: SPED	160.65	27 E 800 310 158700 341	04/22/2019
157170	04/22/2019	Manpower	0 5924	CLC STAFF	467.85	80 E 800 310 240000 740	04/22/2019
				Totals for Manpower	743.25		
157171	04/22/2019	Medford Utilities	0 01-000961-10	MAMS STORAGE SHED: MARCH	6.14	10 E 800 337 253000 000	04/22/2019
157171	04/22/2019	Medford Utilities	0 03-000192-04	1055 W BROADWAY: MARCH	489.58	10 E 800 336 253000 000	04/22/2019
157171	04/22/2019	Medford Utilities	0 03-000192-04	1055 W BROADWAY: MARCH	22.80	10 E 800 337 253000 000	04/22/2019
157171	04/22/2019	Medford Utilities	0 03-000192-04	1055 W BROADWAY: MARCH	15.90	10 E 800 338 253000 000	04/22/2019
157171	04/22/2019	Medford Utilities	0 07-001350-00	MASH ELECTRICITY: MARCH	6,555.52	10 E 800 336 253000 000	04/22/2019
157171	04/22/2019	Medford Utilities	0 07-001351-00	MASH SEWER/WATER: MARCH	705.83	10 E 800 337 253000 000	04/22/2019
157171	04/22/2019	Medford Utilities	0 07-001351-00	MASH SEWER/WATER: MARCH	714.51	10 E 800 338 253000 000	04/22/2019
157171	04/22/2019	Medford Utilities	0 07-001352-00	FOOTBALL FIELD: MARCH	27.88	10 E 800 336 253000 000	04/22/2019
157171	04/22/2019	Medford Utilities	0 07-001352-00	FOOTBALL FIELD: MARCH	115.85	10 E 800 337 253000 000	04/22/2019
157171	04/22/2019	Medford Utilities	0 07-001353-00	INDUSTRIAL ARTS BLDG: MARCH	51.66	10 E 800 337 253000 000	04/22/2019
157171	04/22/2019	Medford Utilities	0 07-001353-00	INDUSTRIAL ARTS BLDG: MARCH	33.48	10 E 800 338 253000 000	04/22/2019
157171	04/22/2019	Medford Utilities	0 07-001354-00	MASH STORAGE SHED: MARCH	408.71	10 E 800 336 253000 000	04/22/2019
157171	04/22/2019	Medford Utilities	0 07-001354-00	MASH STORAGE SHED: MARCH	17.73	10 E 800 337 253000 000	04/22/2019
157171	04/22/2019	Medford Utilities	0 07-001354-00	MASH STORAGE SHED: MARCH	7.33	10 E 800 338 253000 000	04/22/2019
157171	04/22/2019	Medford Utilities	0 07-001360-00	MAES: MARCH	2,952.29	10 E 800 336 253000 000	04/22/2019
157171	04/22/2019	Medford Utilities	0 07-001360-00	MAES: MARCH	568.73	10 E 800 337 253000 000	04/22/2019
157171	04/22/2019	Medford Utilities	0 07-001360-00	MAES: MARCH	510.56	10 E 800 338 253000 000	04/22/2019
157171	04/22/2019	Medford Utilities	0 07-001740-00	MAMS ELECTRICITY: MARCH	4,362.29	10 E 800 336 253000 000	04/22/2019
157171	04/22/2019	Medford Utilities	0 07-001750-00	MAMS SEWER/WATER: MARCH	392.78	10 E 800 337 253000 000	04/22/2019

CHECK #	CHECK DATE	VENDOR	PO INVOICE #	DESCRIPTION	CHECK AMOUNT	ACCOUNT	POST DATE
			NUMBER			NUMBER	
157171	04/22/2019	Medford Utilities	0 07-001750-00	MAMS SEWER/WATER: MARCH	401.24	10 E 800 338 253000 000	04/22/2019
157171	04/22/2019	Medford Utilities	0 07-003000-00	DISTRICT OFFICE: MARCH	325.42	10 E 800 336 253000 000	04/22/2019
157171	04/22/2019	Medford Utilities	0 07-003000-00	DISTRICT OFFICE: MARCH	27.15	10 E 800 337 253000 000	04/22/2019
157171	04/22/2019	Medford Utilities	0 07-003000-00	DISTRICT OFFICE: MARCH	23.25	10 E 800 338 253000 000	04/22/2019
Totals for Medford Utilities					18,736.63		
157172	04/22/2019	Nice Ride LLC	0 3360	REAR DOOR-2019 FORD TOPPER	340.00	10 E 400 411 253000 000	04/22/2019
Totals for Nice Ride LLC					340.00		
157173	04/22/2019	Synchrony Bank/Amazon	0 737755595889	GENERAL SUPPLIES	32.95	10 E 800 411 260000 000	04/22/2019
157173	04/22/2019	Synchrony Bank/Amazon	3001800232 454554388765	headphones	109.95	10 E 100 411 110000 000	04/22/2019
157173	04/22/2019	Synchrony Bank/Amazon	3001800241 488748898687	student materials	19.90	21 E 100 411 240000 040	04/22/2019
157173	04/22/2019	Synchrony Bank/Amazon	3001800241 889646357657	student materials	213.06	21 E 100 411 240000 040	04/22/2019
157173	04/22/2019	Synchrony Bank/Amazon	3001800242 569583696995	math supplies	437.93	10 E 100 411 110000 000	04/22/2019
157173	04/22/2019	Synchrony Bank/Amazon	3001800242 569583696995	math supplies	200.00	10 E 101 411 110000 000	04/22/2019
157173	04/22/2019	Synchrony Bank/Amazon	3001800246 965497958499	consumables	129.40	10 E 100 411 110000 000	04/22/2019
157173	04/22/2019	Synchrony Bank/Amazon	3001800248 448576397694	headphones	109.95	10 E 100 411 110000 000	04/22/2019
157173	04/22/2019	Synchrony Bank/Amazon	9001800248 468458757588	Table and cups	34.01	27 E 800 411 158700 341	04/22/2019
157173	04/22/2019	Synchrony Bank/Amazon	9001800248 468458757588	Table and cups	30.47	27 E 800 440 156600 341	04/22/2019
157173	04/22/2019	Synchrony Bank/Amazon	9001800249 434997474657	Totes	73.59	27 E 800 411 218100 341	04/22/2019
157173	04/22/2019	Synchrony Bank/Amazon	9001800249 636999454493	Totes	99.80	27 E 800 411 218100 341	04/22/2019
157173	04/22/2019	Synchrony Bank/Amazon	9001800249 686976844548	Totes	79.58	27 E 800 411 218100 341	04/22/2019
Totals for Synchrony Bank/Amazon					1,570.59		
157174	04/22/2019	Troiber, Amanda	0 REIMBURSE	LOST LIBRARY BOOK	19.95	21 E 100 411 240000 040	04/22/2019
Totals for Troiber, Amanda					19.95		
157175	04/22/2019	WE Energies	0 5801-451-726	MAMS: 3/1-4/1/19	851.94	10 E 800 331 253000 000	04/22/2019
157175	04/22/2019	WE Energies	0 5828-375-690	DISTRICT OFFICE: 3/15-4/15/19	166.83	10 E 800 331 253000 000	04/22/2019
157175	04/22/2019	WE Energies	0 5878-320-850	MASH POOL: 3/15-4/15/19	1,140.32	10 E 800 331 253000 000	04/22/2019
157175	04/22/2019	WE Energies	0 7888-989-881	STETSONVILLE SCHOOL: 3/15-4/12/19	805.36	10 E 800 331 253000 000	04/22/2019
157175	04/22/2019	WE Energies	0 9078-733-373	1055 W BROADWAY AVE: 3/15-4/15/19	53.91	10 E 800 331 253000 000	04/22/2019
157175	04/22/2019	WE Energies	0 9275-300-090	MASH BOILERS & MAES: 3/1-4/1/19	1,566.39	10 E 800 331 253000 000	04/22/2019
Totals for WE Energies					4,584.75		
157176	04/25/2019	Homeyer, Steven	0 4/25/19	GIRLS SOCCER VS RHINELANDER	90.00	10 E 400 310 162000 965	04/25/2019
Totals for Homeyer, Steven					90.00		
157177	04/25/2019	Knab, Brian	0 4/25/19	SB VS LAKE LAND	110.00	10 E 400 310 162000 964	04/25/2019
Totals for Knab, Brian					110.00		
157178	04/25/2019	Maciaz, Kenneth	0 4/25/19	SB VS LAKE LAND	80.00	10 E 400 310 162000 964	04/25/2019
Totals for Maciaz, Kenneth					80.00		
157179	04/25/2019	Ray, Jason	0 4/25/19	GIRLS SOCCER VS RHINELANDER	90.00	10 E 400 310 162000 965	04/25/2019
Totals for Ray, Jason					90.00		
157180	04/25/2019	Vaughtner, Jeffrey	0 4/25/19	GIRLS SOCCER VS RHINELANDER	120.00	10 E 400 310 162000 965	04/25/2019

CHECK #	CHECK DATE	VENDOR	PO INVOICE #	DESCRIPTION	CHECK AMOUNT	ACCOUNT NUMBER	POST DATE
Totals for Vaughter, Jeffrey					120.00		
157181	04/25/2019	Sackmann, Noah	0 MASH ALUMNI	SCHOLARSHIP	750.00	72 E 800 991 420000 000	04/25/2019
157181	04/25/2019	Sackmann, Noah	0 MEDFORD YOUTH S	SCHOLARSHIP	500.00	72 E 800 991 420000 000	04/25/2019
Totals for Sackmann, Noah					1,250.00		
157182	04/30/2019	Alexander, Kurt	0 4/22/19	BB VS MERRILL	30.00	10 E 400 310 162000 963	04/30/2019
157182	04/30/2019	Alexander, Kurt	0 4/23/19	BB VS MOSINEE	30.00	10 E 400 310 162000 963	04/30/2019
157182	04/30/2019	Alexander, Kurt	0 4/4/19	BB VS LAKELAND	30.00	10 E 400 310 162000 963	04/30/2019
157182	04/30/2019	Alexander, Kurt	0 4/8/19	BB VS WAUSAU WEST	30.00	10 E 400 310 162000 963	04/30/2019
157182	04/30/2019	Alexander, Kurt	0 4/9/19	BB DH VS ABBOTSFORD	60.00	10 E 400 310 162000 963	04/30/2019
Totals for Alexander, Kurt					180.00		
157183	04/30/2019	Apfelbeck, Angela	0 4/23/19	MEDFORD TRACK INVITE	26.00	10 E 400 310 162000 967	04/30/2019
157183	04/30/2019	Apfelbeck, Angela	0 4/23/19	MEDFORD TRACK INVITE	26.00	10 E 400 310 162000 966	04/30/2019
Totals for Apfelbeck, Angela					52.00		
157184	04/30/2019	Baker, Michael	0 4/23/19	MEDFORD TRACK INVITE	14.62	10 E 400 310 162000 967	04/30/2019
157184	04/30/2019	Baker, Michael	0 4/23/19	MEDFORD TRACK INVITE	14.63	10 E 400 310 162000 966	04/30/2019
Totals for Baker, Michael					29.25		
157185	04/30/2019	Brandner, Scott	0 4/23/19	MEDFORD TRACK INVITE	21.13	10 E 400 310 162000 967	04/30/2019
157185	04/30/2019	Brandner, Scott	0 4/23/19	MEDFORD TRACK INVITE	21.12	10 E 400 310 162000 966	04/30/2019
Totals for Brandner, Scott					42.25		
157186	04/30/2019	Clausnitzer, John	0 4/9/19	SB VS WAUSAU EAST	30.00	10 E 400 310 162000 964	04/30/2019
Totals for Clausnitzer, John					30.00		
157187	04/30/2019	Davis, Alexander	0 4/23/19	G8 SB	50.00	80 E 200 310 393000 964	04/30/2019
Totals for Davis, Alexander					50.00		
157188	04/30/2019	Giese, James	0 4/23/19	MEDFORD TRACK INVITE	24.37	10 E 400 310 162000 967	04/30/2019
157188	04/30/2019	Giese, James	0 4/23/19	MEDFORD TRACK INVITE	24.38	10 E 400 310 162000 966	04/30/2019
Totals for Giese, James					48.75		
157189	04/30/2019	Goessl, Glenn	0 4/23/19	MEDFORD TRACK INVITE	17.88	10 E 400 310 162000 967	04/30/2019
157189	04/30/2019	Goessl, Glenn	0 4/23/19	MEDFORD TRACK INVITE	17.87	10 E 400 310 162000 966	04/30/2019
Totals for Goessl, Glenn					35.75		
157190	04/30/2019	Hartman, Deanna	0 4/23/19	MEDFORD TRACK INVITE	16.25	10 E 400 310 162000 967	04/30/2019
157190	04/30/2019	Hartman, Deanna	0 4/23/19	MEDFORD TRACK INVITE	16.25	10 E 400 310 162000 966	04/30/2019
Totals for Hartman, Deanna					32.50		
157191	04/30/2019	Homeyer, Steven	0 3/29/19	JV GIRLS SOCCER VS SOMERSET	50.00	10 E 400 310 162000 965	04/30/2019
157191	04/30/2019	Homeyer, Steven	0 4/18/19	JV GIRLS SOCCER VS ASHLAND	50.00	10 E 400 310 162000 965	04/30/2019
157191	04/30/2019	Homeyer, Steven	0 4/8/19	JV GIRLS SOCCER VS RHINELANDER	50.00	10 E 400 310 162000 965	04/30/2019
Totals for Homeyer, Steven					150.00		
157192	04/30/2019	Klingbeil, Marsha	0 4/23/19	MEDFORD TRACK INVITE	29.25	10 E 400 310 162000 967	04/30/2019
157192	04/30/2019	Klingbeil, Marsha	0 4/23/19	MEDFORD TRACK INVITE	29.25	10 E 400 310 162000 966	04/30/2019
Totals for Klingbeil, Marsha					58.50		

CHECK #	CHECK DATE	VENDOR	PO INVOICE #	DESCRIPTION	CHECK AMOUNT	ACCOUNT	POST DATE
			NUMBER			NUMBER	
157193	04/30/2019	Klingbeil, Thomas	0 4/23/19	MEDFORD TRACK INVITE	26.00	10 E 400 310 162000 967	04/30/2019
157193	04/30/2019	Klingbeil, Thomas	0 4/23/19	MEDFORD TRACK INVITE	26.00	10 E 400 310 162000 966	04/30/2019
				Totals for Klingbeil, Thomas	52.00		
157194	04/30/2019	Kohl, Joshua	0 3/29/19	GIRLS SOCCER VS SOMERSET	30.00	10 E 400 310 162000 965	04/30/2019
157194	04/30/2019	Kohl, Joshua	0 4/2/19	GIRLS SOCCER VS AMHERST	30.00	10 E 400 310 162000 965	04/30/2019
157194	04/30/2019	Kohl, Joshua	0 4/8/19	GIRLS SOCCER VS PHILLIPS	30.00	10 E 400 310 162000 965	04/30/2019
				Totals for Kohl, Joshua	90.00		
157195	04/30/2019	Krause, Douglas	0 3/29/19	JV GIRLS SOCCER VS SOMERSET	50.00	10 E 400 310 162000 965	04/30/2019
				Totals for Krause, Douglas	50.00		
157196	04/30/2019	Losiewicz, Chad	0 4/23/19	MEDFORD TRACK INVITE	26.00	10 E 400 310 162000 967	04/30/2019
157196	04/30/2019	Losiewicz, Chad	0 4/23/19	MEDFORD TRACK INVITE	26.00	10 E 400 310 162000 966	04/30/2019
				Totals for Losiewicz, Chad	52.00		
157197	04/30/2019	Mayer, Steve	0 3/11/19	MAMS OPEN GYM	30.00	80 E 200 310 240000 000	04/30/2019
157197	04/30/2019	Mayer, Steve	0 3/25/19	MAMS OPEN GYM	30.00	80 E 200 310 240000 000	04/30/2019
157197	04/30/2019	Mayer, Steve	0 4/1/19	MAMS OPEN GYM	30.00	80 E 200 310 240000 000	04/30/2019
157197	04/30/2019	Mayer, Steve	0 4/15/19	MAMS OPEN GYM	30.00	80 E 200 310 240000 000	04/30/2019
157197	04/30/2019	Mayer, Steve	0 4/22/19	MAMS OPEN GYM	30.00	80 E 200 310 240000 000	04/30/2019
157197	04/30/2019	Mayer, Steve	0 4/8/19	MAMS OPEN GYM	15.00	80 E 200 310 240000 000	04/30/2019
				Totals for Mayer, Steve	165.00		
157198	04/30/2019	Metz, Aaron	0 4/23/19	BB VS MOSINEE	30.00	10 E 400 310 162000 963	04/30/2019
				Totals for Metz, Aaron	30.00		
157199	04/30/2019	Mudgett, Cory	0 4/9/19	SB VS WAUSAU EAST	30.00	10 E 400 310 162000 964	04/30/2019
				Totals for Mudgett, Cory	30.00		
157200	04/30/2019	Poetzl, Denice	0 4/23/19	MEDFORD TRACK INVITE	29.25	10 E 400 310 162000 967	04/30/2019
157200	04/30/2019	Poetzl, Denice	0 4/23/19	MEDFORD TRACK INVITE	29.25	10 E 400 310 162000 966	04/30/2019
				Totals for Poetzl, Denice	58.50		
157201	04/30/2019	Poncek, Kimberly	0 4/23/19	MEDFORD TRACK INVITE	19.50	10 E 400 310 162000 967	04/30/2019
157201	04/30/2019	Poncek, Kimberly	0 4/23/19	MEDFORD TRACK INVITE	19.50	10 E 400 310 162000 966	04/30/2019
				Totals for Poncek, Kimberly	39.00		
157202	04/30/2019	Russ, Mary	0 4/23/19	MEDFORD TRACK INVITE	29.25	10 E 400 310 162000 967	04/30/2019
157202	04/30/2019	Russ, Mary	0 4/23/19	MEDFORD TRACK INVITE	29.25	10 E 400 310 162000 966	04/30/2019
				Totals for Russ, Mary	58.50		
157203	04/30/2019	Seidel, Meredith	0 4/16/19	JV GIRLS SOCCER VS RHINELANDER	50.00	10 E 400 310 162000 965	04/30/2019
				Totals for Seidel, Meredith	50.00		
157204	04/30/2019	Strebig, Jenna	0 4/23/19	MEDFORD TRACK INVITE	32.50	10 E 400 310 162000 967	04/30/2019
157204	04/30/2019	Strebig, Jenna	0 4/23/19	MEDFORD TRACK INVITE	32.50	10 E 400 310 162000 966	04/30/2019
				Totals for Strebig, Jenna	65.00		
157205	04/30/2019	Wenzel, Leon	0 4/22/19	BB VS MERRILL	30.00	10 E 400 310 162000 963	04/30/2019
157205	04/30/2019	Wenzel, Leon	0 4/23/19	G8 SB	50.00	80 E 200 310 393000 964	04/30/2019

CHECK #	CHECK DATE	VENDOR	PO INVOICE #	DESCRIPTION	CHECK AMOUNT	ACCOUNT	POST DATE
			NUMBER			NUMBER	
157205	04/30/2019	Wenzel, Leon	0 4/4/19	BB VS LAKE LAND	30.00	10 E 400 310 162000 963	04/30/2019
157205	04/30/2019	Wenzel, Leon	0 4/8/19	BB VS WAUSAU WEST	30.00	10 E 400 310 162000 963	04/30/2019
157205	04/30/2019	Wenzel, Leon	0 4/8/19.	JV SB VS STRATFORD	50.00	10 E 400 310 162000 964	04/30/2019
157205	04/30/2019	Wenzel, Leon	0 4/9/19	BB DH VS ABBOTSFORD	60.00	10 E 400 310 162000 963	04/30/2019
				Totals for Wenzel, Leon	250.00		
157206	04/30/2019	Wilson, Kimberley	0 4/23/19	MEDFORD TRACK INVITE	21.12	10 E 400 310 162000 967	04/30/2019
157206	04/30/2019	Wilson, Kimberley	0 4/23/19	MEDFORD TRACK INVITE	21.13	10 E 400 310 162000 966	04/30/2019
				Totals for Wilson, Kimberley	42.25		
157207	04/30/2019	Zier, Samuel	0 4/8/19	JV SB VS STRATFORD	50.00	10 E 400 310 162000 964	04/30/2019
				Totals for Zier, Samuel	50.00		
157208	04/29/2019	Duwe, Josh	0 5/3/19	RVA PROM	850.00	99 E 800 310 221200 360	04/29/2019
				Totals for Duwe, Josh	850.00		
157209	04/29/2019	Fisher, Jennifer	0 2018/19	REC-RVA	1,000.00	99 E 800 310 221200 360	04/29/2019
				Totals for Fisher, Jennifer	1,000.00		
157210	04/29/2019	Forest Springs	0 4/16-17/19	SCHOOL ASSEMBLY DAYS	950.00	27 E 800 310 221300 347	04/29/2019
				Totals for Forest Springs	950.00		
157211	04/29/2019	Huey's Hideaway Children's Mus	0 000071	PRE-K FIELD TRIP	212.00	27 E 800 940 152000 347	04/29/2019
157211	04/29/2019	Huey's Hideaway Children's Mus	0 000072	PRE-K FIELD TRIP	216.00	27 E 800 940 152000 347	04/29/2019
				Totals for Huey's Hideaway Children's Mu	428.00		
157212	04/29/2019	Manpower	0 6107	MASH TRACK: SPED	107.10	27 E 800 310 158700 341	04/29/2019
157212	04/29/2019	Manpower	0 6108	MAMS VB	25.94	80 E 200 310 393000 951	04/29/2019
157212	04/29/2019	Manpower	0 6109	MASH FITNESS CENTER	82.88	80 E 400 310 230000 000	04/29/2019
157212	04/29/2019	Manpower	0 6110	CLC STAFF	439.82	80 E 800 310 240000 740	04/29/2019
				Totals for Manpower	655.74		
157213	04/29/2019	Medford Educational Foundation	0 SCHOLARSHIP	ESTATE OF LESLIE HUBER	20,000.00	21 R 400 291 500000 444	04/29/2019
				Totals for Medford Educational Foundatio	20,000.00		
157214	04/29/2019	Menard's	0 27539	MASH-MULCH	50.00	10 E 400 411 253000 000	04/29/2019
				Totals for Menard's	50.00		
157215	04/29/2019	Moldenhauer, Tracie	0 2018/19	RVA-REC	1,000.00	99 E 800 310 221200 360	04/29/2019
				Totals for Moldenhauer, Tracie	1,000.00		
157216	04/29/2019	Pioneer Village Museum	0 5/9/19	STETSONVILLE ELEMENTARY FIELD TRIP	215.00	21 E 101 940 240000 110	04/29/2019
157216	04/29/2019	Pioneer Village Museum	0 5/9/19.	MEDFORD ELEMENTARY FIELD TRIP	625.00	21 E 100 940 240000 010	04/29/2019
				Totals for Pioneer Village Museum	840.00		
157217	04/29/2019	UW-Stout Track & Field	0 3/23/19	NORTHERN BADGER TRACK INVITE ENTRY FEE	125.00	10 E 400 940 162000 967	04/29/2019
157217	04/29/2019	UW-Stout Track & Field	0 3/23/19	NORTHERN BADGER TRACK INVITE ENTRY FEE	125.00	10 E 400 940 162000 966	04/29/2019
				Totals for UW-Stout Track & Field	250.00		
157218	04/29/2019	Winter, Jon	0 2018/19	CARL PERKINS LVEC	500.00	10 E 800 310 221200 000	04/29/2019

CHECK #	CHECK DATE	VENDOR	PO INVOICE #	DESCRIPTION	CHECK AMOUNT	ACCOUNT	POST DATE
			NUMBER			NUMBER	
				Totals for Winter, Jon	500.00		
157219	04/29/2019	Medford Area Public School Dis	0 04/30/19PR	PAYROLL REMITTANCE	467,430.72	10 A 000 000 711100 000	04/29/2019
				Totals for Medford Area Public School Di	467,430.72		
157220	04/29/2019	Medford Area Public School Dis	0 04/30/19PR	PAYROLL REMITTANCE	1,244.29	10 A 000 000 711100 000	04/29/2019
				Totals for Medford Area Public School Di	1,244.29		
157221	04/29/2019	Knab, Brian	0 4/29/19	SB VS CHEQUAMEGON	110.00	10 E 400 310 162000 964	04/29/2019
				Totals for Knab, Brian	110.00		
157222	04/29/2019	Maciaz, Kenneth	0 4/29/19	SB VS CHEQUAMEGON	80.00	10 E 400 310 162000 964	04/29/2019
				Totals for Maciaz, Kenneth	80.00		
157223	04/30/2019	Nicolet National Bank	0 04/30/19PR	FICA/MCA REMITTANCE	61,757.00-	10 A 000 000 711100 000	04/30/2019
157223	04/30/2019	Nicolet National Bank	0 04/30/19PR	FICA/MCA REMITTANCE	61,757.08	10 L 000 000 811611 000	04/30/2019
157223	04/30/2019	Nicolet National Bank	0 04/30/19PR	FICA/MCA REMITTANCE	0.08-	10 E 100 220 110000 000	04/30/2019
157223	04/30/2019	Nicolet National Bank	0 04/30/19PR	FICA/MCA REMITTANCE	18,724.38-	27 A 000 000 711100 000	04/30/2019
157223	04/30/2019	Nicolet National Bank	0 04/30/19PR	FICA/MCA REMITTANCE	18,724.38	27 L 000 000 811611 000	04/30/2019
157223	04/30/2019	Nicolet National Bank	0 04/30/19PR	FICA/MCA REMITTANCE	727.36-	50 A 000 000 711100 000	04/30/2019
157223	04/30/2019	Nicolet National Bank	0 04/30/19PR	FICA/MCA REMITTANCE	727.36	50 L 000 000 811611 000	04/30/2019
157223	04/30/2019	Nicolet National Bank	0 04/30/19PR	FICA/MCA REMITTANCE	125.50-	80 A 000 000 711100 000	04/30/2019
157223	04/30/2019	Nicolet National Bank	0 04/30/19PR	FICA/MCA REMITTANCE	125.50	80 L 000 000 811611 000	04/30/2019
157223	04/30/2019	Nicolet National Bank	0 04/30/19PR	FICA/MCA REMITTANCE	11,623.64-	99 A 000 000 711100 000	04/30/2019
157223	04/30/2019	Nicolet National Bank	0 04/30/19PR	FICA/MCA REMITTANCE	11,623.64	99 L 000 000 811611 000	04/30/2019
157223	04/30/2019	Nicolet National Bank	0 04/30/19PR.	FEDERAL WITHHOLDING	31,564.79-	10 A 000 000 711100 000	04/30/2019
157223	04/30/2019	Nicolet National Bank	0 04/30/19PR.	FEDERAL WITHHOLDING	31,564.79	10 L 000 000 811612 000	04/30/2019
157223	04/30/2019	Nicolet National Bank	0 04/30/19PR.	FEDERAL WITHHOLDING	8,382.33-	27 A 000 000 711100 000	04/30/2019
157223	04/30/2019	Nicolet National Bank	0 04/30/19PR.	FEDERAL WITHHOLDING	8,382.33	27 L 000 000 811612 000	04/30/2019
157223	04/30/2019	Nicolet National Bank	0 04/30/19PR.	FEDERAL WITHHOLDING	371.31-	50 A 000 000 711100 000	04/30/2019
157223	04/30/2019	Nicolet National Bank	0 04/30/19PR.	FEDERAL WITHHOLDING	371.31	50 L 000 000 811612 000	04/30/2019
157223	04/30/2019	Nicolet National Bank	0 04/30/19PR.	FEDERAL WITHHOLDING	109.67-	80 A 000 000 711100 000	04/30/2019
157223	04/30/2019	Nicolet National Bank	0 04/30/19PR.	FEDERAL WITHHOLDING	109.67	80 L 000 000 811612 000	04/30/2019
157223	04/30/2019	Nicolet National Bank	0 04/30/19PR.	FEDERAL WITHHOLDING	5,301.45-	99 A 000 000 711100 000	04/30/2019
157223	04/30/2019	Nicolet National Bank	0 04/30/19PR.	FEDERAL WITHHOLDING	5,301.45	99 L 000 000 811612 000	04/30/2019
157223	04/30/2019	Nicolet National Bank	0 04/30/19PR..	STATE WITHHOLDING	18,041.18-	10 A 000 000 711100 000	04/30/2019
157223	04/30/2019	Nicolet National Bank	0 04/30/19PR..	STATE WITHHOLDING	18,041.18	10 L 000 000 811613 000	04/30/2019
157223	04/30/2019	Nicolet National Bank	0 04/30/19PR..	STATE WITHHOLDING	4,732.10-	27 A 000 000 711100 000	04/30/2019
157223	04/30/2019	Nicolet National Bank	0 04/30/19PR..	STATE WITHHOLDING	4,732.10	27 L 000 000 811613 000	04/30/2019
157223	04/30/2019	Nicolet National Bank	0 04/30/19PR..	STATE WITHHOLDING	143.20-	50 A 000 000 711100 000	04/30/2019
157223	04/30/2019	Nicolet National Bank	0 04/30/19PR..	STATE WITHHOLDING	143.20	50 L 000 000 811613 000	04/30/2019
157223	04/30/2019	Nicolet National Bank	0 04/30/19PR..	STATE WITHHOLDING	24.23-	80 A 000 000 711100 000	04/30/2019
157223	04/30/2019	Nicolet National Bank	0 04/30/19PR..	STATE WITHHOLDING	24.23	80 L 000 000 811613 000	04/30/2019
157223	04/30/2019	Nicolet National Bank	0 04/30/19PR..	STATE WITHHOLDING	3,447.09-	99 A 000 000 711100 000	04/30/2019

CHECK #	CHECK DATE	VENDOR	PO INVOICE #	DESCRIPTION	CHECK AMOUNT	ACCOUNT	POST DATE
			NUMBER			NUMBER	
157223	04/30/2019	Nicolet National Bank	0 04/30/19PR..	STATE WITHHOLDING	3,447.09	99 L 000 000 811613 000	04/30/2019
157223	04/30/2019	Nicolet National Bank	0 04/30/19PR...	WI DEPT OF REV/GARNISHMENT	60.81-	27 A 000 000 711100 000	04/30/2019
157223	04/30/2019	Nicolet National Bank	0 04/30/19PR...	WI DEPT OF REV/GARNISHMENT	60.81	27 L 000 000 811680 000	04/30/2019
157223	04/30/2019	Nicolet National Bank	0 04/30/19PR....	FLEXIBLE SPENDING	2,211.37-	10 A 000 000 711100 000	04/30/2019
157223	04/30/2019	Nicolet National Bank	0 04/30/19PR....	FLEXIBLE SPENDING	2,211.37	10 L 000 000 811691 000	04/30/2019
157223	04/30/2019	Nicolet National Bank	0 04/30/19PR....	FLEXIBLE SPENDING	693.04-	27 A 000 000 711100 000	04/30/2019
157223	04/30/2019	Nicolet National Bank	0 04/30/19PR....	FLEXIBLE SPENDING	693.04	27 L 000 000 811691 000	04/30/2019
157223	04/30/2019	Nicolet National Bank	0 04/30/19PR....	FLEXIBLE SPENDING	438.33-	99 A 000 000 711100 000	04/30/2019
157223	04/30/2019	Nicolet National Bank	0 04/30/19PR....	FLEXIBLE SPENDING	438.33	99 L 000 000 811691 000	04/30/2019
157223	04/30/2019	Nicolet National Bank	0 04/30/19PR.....	TRUST ADVANTAGE	509.46-	10 A 000 000 711100 000	04/30/2019
157223	04/30/2019	Nicolet National Bank	0 04/30/19PR.....	TRUST ADVANTAGE	229.16-	27 A 000 000 711100 000	04/30/2019
157223	04/30/2019	Nicolet National Bank	0 04/30/19PR.....	TRUST ADVANTAGE	2.44-	99 A 000 000 711100 000	04/30/2019
157223	04/30/2019	Nicolet National Bank	0 04/30/19PR.....	TRUST ADVANTAGE	509.46	10 L 000 000 811660 000	04/30/2019
157223	04/30/2019	Nicolet National Bank	0 04/30/19PR.....	TRUST ADVANTAGE	229.16	27 L 000 000 811660 000	04/30/2019
157223	04/30/2019	Nicolet National Bank	0 04/30/19PR.....	TRUST ADVANTAGE	2.44	99 L 000 000 811660 000	04/30/2019
157223	04/30/2019	Nicolet National Bank	0 04/30/19PR.....	AMERICAN FUNDS	2,753.32-	10 A 000 000 711100 000	04/30/2019
157223	04/30/2019	Nicolet National Bank	0 04/30/19PR.....	AMERICAN FUNDS	2,753.32	10 L 000 000 811670 000	04/30/2019
157223	04/30/2019	Nicolet National Bank	0 04/30/19PR.....	AMERICAN FUNDS	170.00-	99 A 000 000 711100 000	04/30/2019
157223	04/30/2019	Nicolet National Bank	0 04/30/19PR.....	AMERICAN FUNDS	170.00	99 L 000 000 811670 000	04/30/2019
157223	04/30/2019	Nicolet National Bank	0 04/30/19PR.....	MASS MUTUAL	367.88-	99 A 000 000 711100 000	04/30/2019
157223	04/30/2019	Nicolet National Bank	0 04/30/19PR.....	MASS MUTUAL	367.88	99 L 000 000 811670 000	04/30/2019
157223	04/30/2019	Nicolet National Bank	0 04/30/19PR.....	MASS MUTUAL	2,703.40-	10 A 000 000 711100 000	04/30/2019
157223	04/30/2019	Nicolet National Bank	0 04/30/19PR.....	MASS MUTUAL	2,703.40	10 L 000 000 811670 000	04/30/2019
157223	04/30/2019	Nicolet National Bank	0 04/30/19PR.....	MASS MUTUAL	10.00-	27 A 000 000 711100 000	04/30/2019
157223	04/30/2019	Nicolet National Bank	0 04/30/19PR.....	MASS MUTUAL	10.00	27 L 000 000 811670 000	04/30/2019
157223	04/30/2019	Nicolet National Bank	0 04/30/19PR.....	WRS - APRIL	17,290.21-	10 A 000 000 711100 000	04/30/2019
157223	04/30/2019	Nicolet National Bank	0 04/30/19PR.....	WRS - APRIL	17,290.20	10 L 000 000 811622 000	04/30/2019
157223	04/30/2019	Nicolet National Bank	0 04/30/19PR.....	WRS - APRIL	0.01	10 E 100 211 110000 000	04/30/2019
157223	04/30/2019	Nicolet National Bank	0 04/30/19PR.....	WRS - APRIL	9,204.82-	27 A 000 000 711100 000	04/30/2019
157223	04/30/2019	Nicolet National Bank	0 04/30/19PR.....	WRS - APRIL	9,204.82	27 L 000 000 811622 000	04/30/2019
157223	04/30/2019	Nicolet National Bank	0 04/30/19PR.....	WRS - APRIL	1,471.02-	50 A 000 000 711100 000	04/30/2019
157223	04/30/2019	Nicolet National Bank	0 04/30/19PR.....	WRS - APRIL	1,471.02	50 L 000 000 811622 000	04/30/2019
157223	04/30/2019	Nicolet National Bank	0 04/30/19PR.....	WRS - APRIL	2,112.06-	99 A 000 000 711100 000	04/30/2019
157223	04/30/2019	Nicolet National Bank	0 04/30/19PR.....	WRS - APRIL	2,112.06	99 L 000 000 811622 000	04/30/2019
157223	04/30/2019	Nicolet National Bank	0 04/30/19PR.....	WTRS - APRIL	88,771.46-	10 A 000 000 711100 000	04/30/2019
157223	04/30/2019	Nicolet National Bank	0 04/30/19PR.....	WTRS - APRIL	88,771.02	10 L 000 000 811621 000	04/30/2019
157223	04/30/2019	Nicolet National Bank	0 04/30/19PR.....	WTRS - APRIL	0.44	10 E 100 211 110000 000	04/30/2019
157223	04/30/2019	Nicolet National Bank	0 04/30/19PR.....	WTRS - APRIL	24,791.50-	27 A 000 000 711100 000	04/30/2019
157223	04/30/2019	Nicolet National Bank	0 04/30/19PR.....	WTRS - APRIL	24,791.50	27 L 000 000 811621 000	04/30/2019

CHECK #	CHECK DATE	VENDOR	PO INVOICE #	DESCRIPTION	CHECK AMOUNT	ACCOUNT	POST DATE
			NUMBER			NUMBER	
157223	04/30/2019	Nicolet National Bank	0 04/30/19PR	WTRS - APRIL	164.20	80 A 000 000 711100 000	04/30/2019
157223	04/30/2019	Nicolet National Bank	0 04/30/19PR	WTRS - APRIL	164.20	80 L 000 000 811621 000	04/30/2019
157223	04/30/2019	Nicolet National Bank	0 04/30/19PR	WTRS - APRIL	18,159.76	99 A 000 000 711100 000	04/30/2019
157223	04/30/2019	Nicolet National Bank	0 04/30/19PR	WTRS - APRIL	18,159.76	99 L 000 000 811621 000	04/30/2019
Totals for Nicolet National Bank					0.00		
157224	04/30/2019	Delta Dental of Wisconsin	0 04/30/19PR	DENTAL - MAY	18,699.53	10 L 000 000 811632 000	04/30/2019
157224	04/30/2019	Delta Dental of Wisconsin	0 04/30/19PR	DENTAL - MAY	7,142.90	27 L 000 000 811632 000	04/30/2019
157224	04/30/2019	Delta Dental of Wisconsin	0 04/30/19PR	DENTAL - MAY	399.68	50 L 000 000 811632 000	04/30/2019
157224	04/30/2019	Delta Dental of Wisconsin	0 04/30/19PR	DENTAL - MAY	3,530.49	99 L 000 000 811632 000	04/30/2019
Totals for Delta Dental of Wisconsin					29,772.60		
157225	04/30/2019	Kansas City Life Insurance Co	0 04/30/19PR	LTD - MAY	2,619.14	10 L 000 000 811633 000	04/30/2019
157225	04/30/2019	Kansas City Life Insurance Co	0 04/30/19PR	LTD - MAY	874.24	27 L 000 000 811633 000	04/30/2019
157225	04/30/2019	Kansas City Life Insurance Co	0 04/30/19PR	LTD - MAY	42.02	50 L 000 000 811633 000	04/30/2019
157225	04/30/2019	Kansas City Life Insurance Co	0 04/30/19PR	LTD - MAY	518.84	99 L 000 000 811633 000	04/30/2019
Totals for Kansas City Life Insurance Co					4,054.24		
157226	04/30/2019	Security Health Plan	0 04/30/19PR	HEALTH - MAY	232,445.92	10 L 000 000 811631 000	04/30/2019
157226	04/30/2019	Security Health Plan	0 04/30/19PR	HEALTH - MAY	92,590.20	27 L 000 000 811631 000	04/30/2019
157226	04/30/2019	Security Health Plan	0 04/30/19PR	HEALTH - MAY	5,783.88	50 L 000 000 811631 000	04/30/2019
157226	04/30/2019	Security Health Plan	0 04/30/19PR	HEALTH - MAY	43,166.80	99 L 000 000 811631 000	04/30/2019
Totals for Security Health Plan					373,986.80		
157227	04/30/2019	Thrivent Financial/Lutherans	0 04/30/19PR	ACCT #000192600-001	950.00	10 L 000 000 811670 000	04/30/2019
Totals for Thrivent Financial/Lutherans					950.00		
157228	04/30/2019	Thrivent Mutual Funds	0 04/30/19PR	GROUP #73190820	970.00	10 L 000 000 811670 000	04/30/2019
157228	04/30/2019	Thrivent Mutual Funds	0 04/30/19PR	GROUP #73190820	530.00	99 L 000 000 811670 000	04/30/2019
Totals for Thrivent Mutual Funds					1,500.00		
157229	04/30/2019	AXA Equitable	0 04/30/19PR	UNIT #008365-001	700.00	10 L 000 000 811670 000	04/30/2019
Totals for AXA Equitable					700.00		
157230	04/30/2019	WEA MEMBER BENEFITS	0 04/30/19PR	UNIT #0051	4,950.00	10 L 000 000 811670 000	04/30/2019
157230	04/30/2019	WEA MEMBER BENEFITS	0 04/30/19PR	UNIT #0051	400.00	27 L 000 000 811670 000	04/30/2019
157230	04/30/2019	WEA MEMBER BENEFITS	0 04/30/19PR	UNIT #0051	70.00	99 L 000 000 811670 000	04/30/2019
157230	04/30/2019	WEA MEMBER BENEFITS	0 04/30/19PR	UNIT #0051 ROTH TSA	2,177.00	10 L 000 000 811670 000	04/30/2019
157230	04/30/2019	WEA MEMBER BENEFITS	0 04/30/19PR	UNIT #0051 ROTH TSA	200.00	27 L 000 000 811670 000	04/30/2019
157230	04/30/2019	WEA MEMBER BENEFITS	0 04/30/19PR	UNIT #0051 ROTH TSA	903.00	99 L 000 000 811670 000	04/30/2019
Totals for WEA MEMBER BENEFITS					8,700.00		
157231	04/30/2019	Wells Fargo Bank, NA	0 04/30/19PR	98971-01 WDC 457 PLAN	1,843.00	10 L 000 000 811670 000	04/30/2019
157231	04/30/2019	Wells Fargo Bank, NA	0 04/30/19PR	98971-01 WDC 457 PLAN	50.00	27 L 000 000 811670 000	04/30/2019
157231	04/30/2019	Wells Fargo Bank, NA	0 04/30/19PR	98971-01 WDC 457 PLAN	3.00	99 L 000 000 811670 000	04/30/2019
Totals for Wells Fargo Bank, NA					1,896.00		
157232	04/30/2019	US Department of Education	0 04/30/19PR	GARNISHMENT	255.73	10 L 000 000 811680 000	04/30/2019

CHECK #	CHECK DATE	VENDOR	PO INVOICE #	DESCRIPTION	CHECK AMOUNT	ACCOUNT NUMBER	POST DATE
Totals for US Department of Education					255.73		
157233	04/30/2019	WI SCTF	0 04/30/19PR	CHILD SUPPORT	286.00	10 L 000 000 811680 000	04/30/2019
157233	04/30/2019	WI SCTF	0 04/30/19PR.	CHILD SUPPORT	73.00	10 L 000 000 811680 000	04/30/2019
157233	04/30/2019	WI SCTF	0 04/30/19PR..	CHILD SUPPORT	200.00	10 L 000 000 811680 000	04/30/2019
Totals for WI SCTF					559.00		
157234	04/30/2019	Medford Educational Foundation	0 04/30/19PR	MEF DONATION	48.00	10 L 000 000 811690 000	04/30/2019
157234	04/30/2019	Medford Educational Foundation	0 04/30/19PR	MEF DONATION	18.00	27 L 000 000 811690 000	04/30/2019
Totals for Medford Educational Foundatio					66.00		
157235	04/30/2019	Czech, Michael	0 4/30/19	SB DH VS NORTHLAND PINES	160.00	10 E 400 310 162000 964	04/30/2019
Totals for Czech, Michael					160.00		
157236	04/30/2019	Hohl, Richard	0 4/30/19	DH BB VS RHINELANDER	180.00	10 E 400 310 162000 963	04/30/2019
Totals for Hohl, Richard					180.00		
157237	04/30/2019	Houts, Robert	0 4/30/19	DH BB VS RHINELANDER	180.00	10 E 400 310 162000 963	04/30/2019
Totals for Houts, Robert					180.00		
157238	04/30/2019	Litrenta, Gary	0 4/30/19	GIRLS SOCCER VS MOSINEE	90.00	10 E 400 310 162000 965	04/30/2019
Totals for Litrenta, Gary					90.00		
157239	04/30/2019	Murphy, Michael	0 4/30/19	GIRLS SOCCER VS MOSINEE	120.00	10 E 400 310 162000 965	04/30/2019
Totals for Murphy, Michael					120.00		
157240	04/30/2019	Olson, Richard	0 4/30/19	SB DH VS NORTHLAND PINES	190.00	10 E 400 310 162000 964	04/30/2019
157240	04/30/2019	Olson, Richard	0 4/30/19	SB DH VS NORTHLAND PINES	190.00	10 E 400 310 162000 964	04/30/2019
Totals for Olson, Richard					0.00		
157241	04/30/2019	Payne, Jonathan	0 4/30/19	GIRLS SOCCER VS MOSINEE	90.00	10 E 400 310 162000 965	04/30/2019
Totals for Payne, Jonathan					90.00		
157242	04/30/2019	Mejia, Michelle	0 4/8-19/19	ELL TUTOR	1,280.00	10 E 800 310 171000 000	04/30/2019
Totals for Mejia, Michelle					1,280.00		
157243	04/30/2019	Olson, Richard JR	0 4/30/19	SB DH VS NORTHLAND PINES	190.00	10 E 400 310 162000 964	04/30/2019
Totals for Olson, Richard JR					190.00		
157244	05/02/2019	A'viands LLC	0 INV19000022569	MARCH FOOD SERVICE	62,300.07	50 L 000 000 811200 000	05/02/2019
Totals for A'viands LLC					62,300.07		
157245	05/02/2019	Krug's Bus Service Inc	0 3/26/19-4/25/19	PUPIL TRANSPORTATION	60.72	10 E 100 341 256770 000	05/02/2019
157245	05/02/2019	Krug's Bus Service Inc	0 3/26/19-4/25/19	PUPIL TRANSPORTATION	75.56	10 E 101 341 256770 000	05/02/2019
157245	05/02/2019	Krug's Bus Service Inc	0 3/26/19-4/25/19	PUPIL TRANSPORTATION	5,756.39	10 E 400 341 256741 000	05/02/2019
157245	05/02/2019	Krug's Bus Service Inc	0 3/26/19-4/25/19	PUPIL TRANSPORTATION	1,926.95	10 E 400 341 256770 000	05/02/2019
157245	05/02/2019	Krug's Bus Service Inc	0 3/26/19-4/25/19	PUPIL TRANSPORTATION	108,553.60	10 E 800 341 256710 000	05/02/2019
157245	05/02/2019	Krug's Bus Service Inc	0 3/26/19-4/25/19	PUPIL TRANSPORTATION	575.35	10 E 800 341 256720 000	05/02/2019
157245	05/02/2019	Krug's Bus Service Inc	0 3/26/19-4/25/19	PUPIL TRANSPORTATION	2,618.13	27 E 800 348 256251 011	05/02/2019
157245	05/02/2019	Krug's Bus Service Inc	0 3/26/19-4/25/19	PUPIL TRANSPORTATION	151.11	27 E 101 341 256770 011	05/02/2019
157245	05/02/2019	Krug's Bus Service Inc	0 3/26/19-4/25/19	PUPIL TRANSPORTATION	92.83	27 E 100 341 256770 011	05/02/2019
157245	05/02/2019	Krug's Bus Service Inc	0 3/26/19-4/25/19	PUPIL TRANSPORTATION	150.00	21 E 200 341 240000 276	05/02/2019

CHECK #	CHECK DATE	VENDOR	PO INVOICE #	DESCRIPTION	CHECK AMOUNT	ACCOUNT	POST DATE
			NUMBER			NUMBER	
157245	05/02/2019	Krug's Bus Service Inc	0 3/26/19-4/25/19	PUPIL TRANSPORTATION	273.62	99 E 800 341 129100 394	05/02/2019
157245	05/02/2019	Krug's Bus Service Inc	0 3/26/19-4/25/19	PUPIL TRANSPORTATION	1,025.82	10 E 400 341 256742 968	05/02/2019
157245	05/02/2019	Krug's Bus Service Inc	0 3/26/19-4/25/19	PUPIL TRANSPORTATION	2,166.34	10 E 400 341 256742 963	05/02/2019
157245	05/02/2019	Krug's Bus Service Inc	0 3/26/19-4/25/19	PUPIL TRANSPORTATION	3,627.92	10 E 400 341 256742 964	05/02/2019
157245	05/02/2019	Krug's Bus Service Inc	0 3/26/19-4/25/19	PUPIL TRANSPORTATION	1,119.63	10 E 400 341 256742 965	05/02/2019
157245	05/02/2019	Krug's Bus Service Inc	0 3/26/19-4/25/19	PUPIL TRANSPORTATION	2,097.96	10 E 400 341 256742 966	05/02/2019
157245	05/02/2019	Krug's Bus Service Inc	0 3/26/19-4/25/19	PUPIL TRANSPORTATION	2,131.62	10 E 400 341 256742 967	05/02/2019
157245	05/02/2019	Krug's Bus Service Inc	0 3/26/19-4/25/19	PUPIL TRANSPORTATION	1,048.34	10 E 400 341 256742 969	05/02/2019
157245	05/02/2019	Krug's Bus Service Inc	0 3/26/19-4/25/19	PUPIL TRANSPORTATION	3,353.42	80 E 200 341 256741 000	05/02/2019
157245	05/02/2019	Krug's Bus Service Inc	0 3/26/19-4/25/19	PUPIL TRANSPORTATION	687.91	80 E 200 341 256742 964	05/02/2019
157245	05/02/2019	Krug's Bus Service Inc	0 3/26/19-4/25/19	PUPIL TRANSPORTATION	338.97	80 E 200 341 256742 967	05/02/2019
157245	05/02/2019	Krug's Bus Service Inc	0 3/26/19-4/25/19	PUPIL TRANSPORTATION	338.97	80 E 200 341 256742 966	05/02/2019
				Totals for Krug's Bus Service Inc	138,171.16		
157246	05/02/2019	Peterson, Lawrence	0 REFUND	FOOD SERVICE ACCOUNT	100.00	50 A 000 000 816900 000	05/02/2019
				Totals for Peterson, Lawrence	100.00		
157247	05/03/2019	Rew, James	0 5/3/19	SB VS TOMAHAWK	110.00	10 E 400 310 162000 964	05/03/2019
				Totals for Rew, James	110.00		
157248	05/03/2019	Schultz, David	0 5/3/19	SB VS TOMAHAWK	80.00	10 E 400 310 162000 964	05/03/2019
				Totals for Schultz, David	80.00		
157249	05/06/2019	Schillinger, Jeffrey	0 5/6/19	SB VS RHINELANDER SB VS PHILLIPS	160.00	10 E 400 310 162000 964	05/06/2019
				Totals for Schillinger, Jeffrey	160.00		
157250	05/06/2019	Todryk, Ronald	0 5/7/19	GIRLS SOCCER VS NORTHLAND PINES	90.00	10 E 400 310 162000 965	05/06/2019
				Totals for Todryk, Ronald	90.00		
157251	05/06/2019	Vaughter, Jeffrey	0 5/7/19	GIRLS SOCCER VS NORTHLAND PINES	120.00	10 E 400 310 162000 965	05/06/2019
				Totals for Vaughter, Jeffrey	120.00		
157252	05/06/2019	Wirth, Scott	0 5/6/19	SB VS PHILLIPS SB VS RHINELANDER	160.00	10 E 400 310 162000 965	05/06/2019
				Totals for Wirth, Scott	160.00		
157253	05/06/2019	Drewek, David	0 5/7/19	BB DH VS ANTIGO	180.00	10 E 400 310 162000 963	05/06/2019
				Totals for Drewek, David	180.00		
157254	05/06/2019	Eisenman, Louie	0 5/7/19	BB DH VS ANTIGO	210.00	10 E 400 310 162000 963	05/06/2019
				Totals for Eisenman, Louie	210.00		
157255	05/06/2019	Fehrenbach, Tom	0 5/7/19	GIRLS SOCCER VS NORTHLAND PINES	90.00	10 E 400 310 162000 965	05/06/2019
				Totals for Fehrenbach, Tom	90.00		
157256	05/06/2019	AT&T	0 9827247407	831-000-7980 645: MARCH	1,052.03	10 E 800 355 260000 000	05/06/2019
				Totals for AT&T	1,052.03		
157257	05/06/2019	Charter Communications	0 0062442042719	8245 11 246 0062442: 4/27-5/26/19	45.44	99 E 800 358 221200 360	05/06/2019
				Totals for Charter Communications	45.44		
157258	05/06/2019	Ernster, Emily	0 2018/19	RVA REC	1,000.00	99 E 800 310 221200 360	05/06/2019
				Totals for Ernster, Emily	1,000.00		

CHECK #	CHECK DATE	VENDOR	PO INVOICE #	DESCRIPTION	CHECK AMOUNT	ACCOUNT	POST DATE
			NUMBER			NUMBER	
157259	05/06/2019	Kalahari Resort	8021800101	R00JBVIF1GU-2 reservations	99.00	99 E 800 342 221200 360	05/06/2019
157259	05/06/2019	Kalahari Resort	8021800101	R00PLHIGSW5-2 reservations	99.00	10 E 800 342 231000 000	05/06/2019
157259	05/06/2019	Kalahari Resort	8021800101	R00PLHIGSW5-2 reservations	99.00	10 E 800 342 252000 000	05/06/2019
157259	05/06/2019	Kalahari Resort	8021800101	R00RN6SGL59-2 reservations	99.00	99 E 800 342 221200 360	05/06/2019
157259	05/06/2019	Kalahari Resort	8021800101	R00UZDPHLCT-2 reservations	198.00	27 E 800 342 221300 341	05/06/2019
157259	05/06/2019	Kalahari Resort	8021800101	R6E94C4-2 reservations	238.00	99 E 800 342 221200 360	05/06/2019
				Totals for Kalahari Resort	832.00		
157260	05/06/2019	Manpower	0 6291	MASH DANCE	138.32	10 E 400 310 161000 000	05/06/2019
157260	05/06/2019	Manpower	0 6292	MASH TRACK/FIELD	156.83	27 E 800 310 158700 341	05/06/2019
157260	05/06/2019	Manpower	0 6292	MASH TRACK/FIELD	67.00	10 E 400 310 162000 967	05/06/2019
157260	05/06/2019	Manpower	0 6292	MASH TRACK/FIELD	67.00	10 E 400 310 162000 966	05/06/2019
157260	05/06/2019	Manpower	0 6293	MAMS VOLLEYBALL	181.56	80 E 200 310 393000 951	05/06/2019
157260	05/06/2019	Manpower	0 6294	MASH FITNESS CENTER	41.44	80 E 400 310 230000 000	05/06/2019
157260	05/06/2019	Manpower	0 6295	CLC STAFF	417.87	80 E 800 310 240000 740	05/06/2019
				Totals for Manpower	1,070.02		
157261	05/06/2019	MEP Solutions, LLC	0 1594	APRIL	450.00	10 E 800 331 253000 000	05/06/2019
				Totals for MEP Solutions, LLC	450.00		
157262	05/06/2019	Porten, Lisa	0 2018/19	3 ACT PLAY	1,878.00	10 E 400 310 122600 000	05/06/2019
				Totals for Porten, Lisa	1,878.00		
157263	05/06/2019	St. Mary Catholic Church	0 MEMORIAL	MARIE FETTES	35.00	10 E 800 411 231000 000	05/06/2019
				Totals for St. Mary Catholic Church	35.00		
157264	05/07/2019	Equal Right Division	0 APRIL	WORK PERMITS	80.00	21 E 400 310 240000 497	05/07/2019
				Totals for Equal Right Division	80.00		
157265	05/07/2019	O.F. Mossberg & Sons	0 2019	88801 - 5-GUN TRAINING	2,100.00	10 E 800 551 221200 000	05/07/2019
				SET/LOCKABLE ROLLING TRAVEL CASE			
				Totals for O.F. Mossberg & Sons	2,100.00		
157266	05/09/2019	Austin, Chad	0 5/9/19	SB VS MOSINEE	110.00	10 E 400 310 162000 964	05/09/2019
				Totals for Austin, Chad	110.00		
157267	05/09/2019	Crystal Cave	0 4/30/19	RVA FIELD TRIP	800.00	99 E 800 940 110000 360	05/09/2019
				Totals for Crystal Cave	800.00		
157268	05/09/2019	Fehrenbach, Tom	0 5/10/19	GIRLS SOCCER VS REGIS	90.00	10 E 400 310 162000 965	05/09/2019
				Totals for Fehrenbach, Tom	90.00		
157269	05/09/2019	Garrett, Daniel JR	0 5/9/19	SB VS MOSINEE	80.00	10 E 400 310 162000 964	05/09/2019
157269	05/09/2019	Garrett, Daniel JR	0 5/9/19	SB VS MOSINEE	80.00	10 E 400 310 162000 964	05/09/2019
				Totals for Garrett, Daniel JR	0.00		
157270	05/09/2019	Todryk, Ronald	0 5/10/19	GIRLS SOCCER VS REGIS	90.00	10 E 400 310 162000 965	05/09/2019
				Totals for Todryk, Ronald	90.00		
157271	05/09/2019	Vaughter, Jeffrey	0 5/10/19	GIRLS SOCCER VS REGIS	120.00	10 E 400 310 162000 965	05/09/2019
				Totals for Vaughter, Jeffrey	120.00		

CHECK #	CHECK DATE	VENDOR	PO INVOICE #	DESCRIPTION	CHECK AMOUNT	ACCOUNT	POST DATE
			NUMBER			NUMBER	
157272	05/20/2019	Alakef Coffee Roasters	0 289838	COFFEE	64.75	21 E 400 411 240000 411	05/20/2019
				Totals for Alakef Coffee Roasters	64.75		
157273	05/20/2019	All About Learning Press, Inc.	8001800322 211891	student materials	129.90	99 E 800 470 110000 360	05/20/2019
157273	05/20/2019	All About Learning Press, Inc.	8001800323 212049	reading material	129.90	99 E 800 470 110000 360	05/20/2019
				Totals for All About Learning Press, Inc	259.80		
157274	05/20/2019	American Red Cross	0 22179411	AES-SITE VISIT	1,100.00	80 E 800 310 240000 000	05/20/2019
				Totals for American Red Cross	1,100.00		
157275	05/20/2019	American Welding & Gas	4001800191 06309449	open po	53.85	10 E 400 571 136000 000	05/20/2019
				Totals for American Welding & Gas	53.85		
157276	05/20/2019	Ampro Data Services	2001800248 C83715	elmos	12,369.00	10 E 200 561 129300 000	05/20/2019
157276	05/20/2019	Ampro Data Services	8001800324 C83713	CHROMEBOOKS	29,400.00	99 E 800 440 221200 360	05/20/2019
157276	05/20/2019	Ampro Data Services	8001800325 C83707	headsets	772.50	99 E 800 460 221200 360	05/20/2019
157276	05/20/2019	Ampro Data Services	8011800129 C83721	MASH LAPTOPS	20,692.80	10 E 400 551 132000 000	05/20/2019
157276	05/20/2019	Ampro Data Services	8011800129 C83727	MASH LAPTOPS	4,344.00	10 E 800 360 221500 000	05/20/2019
157276	05/20/2019	Ampro Data Services	9001800157 C83706	open po	52.00	27 E 800 411 158700 341	05/20/2019
157276	05/20/2019	Ampro Data Services	9001800157 C83736	open po	1,257.75	27 E 800 411 158700 341	05/20/2019
157276	05/20/2019	Ampro Data Services	9001800157 C83737	open po	319.00	27 E 800 411 158700 341	05/20/2019
				Totals for Ampro Data Services	69,207.05		
157277	05/20/2019	Background Investigation Burea	0 MED008050119-1	3/30-4/30/19	824.55	10 E 800 310 260000 000	05/20/2019
				Totals for Background Investigation Bure	824.55		
157278	05/20/2019	Batteries Plus	0 P13632727	DISTRICT OFFICE	3.69	10 E 800 411 253000 000	05/20/2019
157278	05/20/2019	Batteries Plus	0 P14104037	CUSTODIAL SUPPLIES	91.95	10 E 100 411 253000 000	05/20/2019
157278	05/20/2019	Batteries Plus	0 P14104037	CUSTODIAL SUPPLIES	80.00	10 E 101 411 253000 000	05/20/2019
				Totals for Batteries Plus	175.64		
157279	05/20/2019	Bauernfeind	0 INV85495	OVERAGE: 1/19-4/18/19	2,257.03	10 E 100 320 240000 000	05/20/2019
157279	05/20/2019	Bauernfeind	0 INV85495	OVERAGE: 1/19-4/18/19	668.86	10 E 101 320 240000 000	05/20/2019
157279	05/20/2019	Bauernfeind	0 INV85495	OVERAGE: 1/19-4/18/19	63.89	10 E 400 320 240000 000	05/20/2019
				Totals for Bauernfeind	2,989.78		
157280	05/20/2019	Beron, Pamela	0 3/26-4/11/19	EMPLOYEE TRAVEL	146.18	99 E 800 342 221200 360	05/20/2019
				Totals for Beron, Pamela	146.18		
157281	05/20/2019	Born, Rebecca	0 REIMBURSE	RVA POSTAGE	140.00	99 E 800 353 221200 360	05/20/2019
				Totals for Born, Rebecca	140.00		
157282	05/20/2019	Broadway Theatre	0 140	MAES/SES	232.00	10 E 100 411 240000 000	05/20/2019
157282	05/20/2019	Broadway Theatre	0 140	MAES/SES	348.00	10 E 100 940 240000 000	05/20/2019
157282	05/20/2019	Broadway Theatre	0 140	MAES/SES	78.00	10 E 101 411 240000 000	05/20/2019
157282	05/20/2019	Broadway Theatre	0 140	MAES/SES	117.00	10 E 101 940 240000 000	05/20/2019
				Totals for Broadway Theatre	775.00		
157283	05/20/2019	Brown, Ryan	0 2018/19	CELL PHONE REIMBURSEMENT	90.00	10 E 200 355 143000 000	05/20/2019
				Totals for Brown, Ryan	90.00		

CHECK #	CHECK DATE	VENDOR	PO INVOICE #	DESCRIPTION	CHECK AMOUNT	ACCOUNT	POST DATE
			NUMBER			NUMBER	
157284	05/20/2019	Bub, Michael	0 4/5-6/19	MILEAGE TO UW WHITEWATER	169.92	10 E 400 342 162000 967	05/20/2019
				Totals for Bub, Michael	169.92		
157285	05/20/2019	Budimlija, Sara	0 4/28-30/19	SKYWARD EXPENSES	47.20	10 E 800 342 231000 000	05/20/2019
				Totals for Budimlija, Sara	47.20		
157286	05/20/2019	Carolina Biological Supply Co	4001800256 50659707 RI	PLTW	57.19	10 E 800 411 126000 665	05/20/2019
				Totals for Carolina Biological Supply Co	57.19		
157287	05/20/2019	Carrico Aquatic Resources Inc	0 20191387	POOL SUPPLIES	393.00	10 E 400 411 253000 980	05/20/2019
157287	05/20/2019	Carrico Aquatic Resources Inc	0 20191614	POOL SUPPLIES	205.91	10 E 400 411 253000 980	05/20/2019
				Totals for Carrico Aquatic Resources Inc	598.91		
157288	05/20/2019	Central Wisconsin Publications	0 109827	BOE/EMPLOYMENT	939.38	10 E 800 351 260000 000	05/20/2019
157288	05/20/2019	Central Wisconsin Publications	0 109827	SUMMER SCHOOL	205.00	10 E 800 351 221200 000	05/20/2019
157288	05/20/2019	Central Wisconsin Publications	0 109827	CDD	60.00	27 E 800 351 223300 347	05/20/2019
157288	05/20/2019	Central Wisconsin Publications	0 109824	NEW LOCATION	52.50	80 E 800 351 310000 000	05/20/2019
157288	05/20/2019	Central Wisconsin Publications	0 109827	CLC	192.50	80 E 800 351 310000 000	05/20/2019
157288	05/20/2019	Central Wisconsin Publications	4001800163 109819	open po-DRAMA	337.50	10 E 400 351 122600 000	05/20/2019
				Totals for Central Wisconsin Publication	1,786.88		
157289	05/20/2019	CESA #10	0 10730	MIDDLE SCHOOL LEADERSHIP ACADEMY	175.00	10 E 200 386 240000 000	05/20/2019
				JUSTIN HRABY			
157289	05/20/2019	CESA #10	0 10757	SERVICE BILLING #4	375.00	10 E 800 386 219000 000	05/20/2019
157289	05/20/2019	CESA #10	0 10757	SERVICE BILLING #4	981.50	10 E 800 386 253000 000	05/20/2019
157289	05/20/2019	CESA #10	0 10757	SERVICE BILLING #4	980.00	10 E 800 386 292000 000	05/20/2019
157289	05/20/2019	CESA #10	0 10757	SERVICE BILLING #4	5,396.75	27 E 800 386 436000 341	05/20/2019
				Totals for CESA #10	7,908.25		
157290	05/20/2019	Chippewa Valley Sporting Goods	4011800143 242835	Open PO	51.23	10 E 400 411 162000 966	05/20/2019
157290	05/20/2019	Chippewa Valley Sporting Goods	4011800143 242835	Open PO	51.23	10 E 400 411 162000 967	05/20/2019
157290	05/20/2019	Chippewa Valley Sporting Goods	4011800143 24287	Open PO	368.98	10 E 400 411 162000 964	05/20/2019
157290	05/20/2019	Chippewa Valley Sporting Goods	4011800143 242956	MEDICAL SUPPLIES	177.81	10 E 400 411 162000 000	05/20/2019
				Totals for Chippewa Valley Sporting Good	649.25		
157291	05/20/2019	Commercial Recycling Corp	0 62895	RECYCLING	35.00	10 E 100 320 253000 000	05/20/2019
157291	05/20/2019	Commercial Recycling Corp	0 62895	RECYCLING	35.00	10 E 101 320 253000 000	05/20/2019
157291	05/20/2019	Commercial Recycling Corp	0 62895	RECYCLING	35.00	10 E 200 320 253000 000	05/20/2019
157291	05/20/2019	Commercial Recycling Corp	0 62895	RECYCLING	35.00	10 E 400 320 253000 000	05/20/2019
				Totals for Commercial Recycling Corp	140.00		
157292	05/20/2019	The Costumer	0 409472.1.4	RENTAL: OUR TOWN	1,262.55	10 E 400 411 122600 000	05/20/2019
				Totals for The Costumer	1,262.55		
157293	05/20/2019	D C Everest High School	0 19.415.14	MIDDLE SCHOOL MUSIC MEDALS	21.35	10 E 200 411 125400 000	05/20/2019
157293	05/20/2019	D C Everest High School	0 19.415.14	MIDDLE SCHOOL MUSIC MEDALS	21.35	10 E 200 411 125500 000	05/20/2019
				Totals for D C Everest High School	42.70		
157294	05/20/2019	Decker, Eliza	0 11/8-9/18	HUDSON EXPENSES	40.00	27 E 800 342 221300 341	05/20/2019

CHECK #	CHECK DATE	VENDOR	PO INVOICE #	DESCRIPTION	CHECK AMOUNT	ACCOUNT	POST DATE
			NUMBER			NUMBER	
157294	05/20/2019	Decker, Eliza	0 12/13-12/20/18	EMPLOYEE TRAVEL	23.40	27 E 800 342 156600 341	05/20/2019
157294	05/20/2019	Decker, Eliza	0 9/4-12/12/18	EMPLOYEE TRAVEL	186.75	27 E 800 342 156600 341	05/20/2019
157294	05/20/2019	Decker, Eliza	0 REIMBURSE	TEACHERS PAY TEACHERS	7.60	27 E 800 411 156600 341	05/20/2019
157294	05/20/2019	Decker, Eliza	0 REIMBURSE2	ASHA DUES	270.00	27 E 800 940 156600 341	05/20/2019
				Totals for Decker, Eliza	527.75		
157295	05/20/2019	Didax Educational Resources	3001800254 138535	classroom supplies	60.50	10 E 100 411 110000 000	05/20/2019
				Totals for Didax Educational Resources	60.50		
157296	05/20/2019	Doberstein, Susan	0 4/28-29/19	SKYWARD EXPENSES	26.41	99 E 800 342 221200 360	05/20/2019
				Totals for Doberstein, Susan	26.41		
157297	05/20/2019	Draeger, Alex	0 4/24	MAMS PIANO TUNING	90.00	10 E 200 320 125400 000	05/20/2019
				Totals for Draeger, Alex	90.00		
157298	05/20/2019	Dramatists Play Service	0 SO_00000573535	DRAMA SUPPLIES	51.30	10 E 400 411 122600 000	05/20/2019
				Totals for Dramatists Play Service	51.30		
157299	05/20/2019	Duwe, Josh	0 4/9/19	RVA MILEAGE/PARK FEE	156.57	99 E 800 342 221200 360	05/20/2019
157299	05/20/2019	Duwe, Josh	0 REIMBURSE	FUEL	40.66	99 E 800 348 221200 360	05/20/2019
				Totals for Duwe, Josh	197.23		
157300	05/20/2019	E-Therapy LLC	0 7133	RVA: 4/1-15/19	1,862.50	27 E 800 310 221222 019	05/20/2019
157300	05/20/2019	E-Therapy LLC	0 7349	RVA: 4/16-30/19	2,081.25	27 E 800 310 221222 019	05/20/2019
				Totals for E-Therapy LLC	3,943.75		
157301	05/20/2019	Englebert, Janel	0 REIMBURSE	CLASSROOM ALLOTMENT	76.80	10 E 100 411 110000 000	05/20/2019
157301	05/20/2019	Englebert, Janel	0 REIMBURSE2	CLASSROOM ALLOTMENT	27.17	10 E 100 411 110000 000	05/20/2019
				Totals for Englebert, Janel	103.97		
157302	05/20/2019	Eric Armin Inc.	3001800251 INV0931386	student materials	203.76	10 E 100 411 110000 000	05/20/2019
				Totals for Eric Armin Inc.	203.76		
157303	05/20/2019	Everhard, Donald	0 1/8-5/6/19	EMPLOYEE TRAVEL	74.16	10 E 101 342 240000 000	05/20/2019
				Totals for Everhard, Donald	74.16		
157304	05/20/2019	Feddick Snowplowing	0 2075	SNOWPLOWING: 3/2-4/12/19	1,175.00	10 E 100 320 253000 000	05/20/2019
157304	05/20/2019	Feddick Snowplowing	0 2075	SNOWPLOWING: 3/2-4/12/19	367.50	10 E 101 320 253000 000	05/20/2019
157304	05/20/2019	Feddick Snowplowing	0 2075	SNOWPLOWING: 3/2-4/12/19	2,945.00	10 E 200 320 253000 000	05/20/2019
157304	05/20/2019	Feddick Snowplowing	0 2075	SNOWPLOWING: 3/2-4/12/19	2,320.00	10 E 400 320 253000 000	05/20/2019
157304	05/20/2019	Feddick Snowplowing	0 2075	SNOWPLOWING: 3/2-4/12/19	227.50	10 E 800 320 253000 000	05/20/2019
				Totals for Feddick Snowplowing	7,035.00		
157305	05/20/2019	Ferry, Lindsay	0 4/9-10/19	RVA MILEAGE	107.51	99 E 800 342 221200 360	05/20/2019
				Totals for Ferry, Lindsay	107.51		
157306	05/20/2019	Fleegel, Anne	0 4/28-30/19	SKYWARD EXPENSES	42.36	27 E 800 342 221300 341	05/20/2019
157306	05/20/2019	Fleegel, Anne	0 4/28-30/19	SKYWARD EXPENSES	20.00	99 E 800 342 221200 360	05/20/2019
				Totals for Fleegel, Anne	62.36		
157307	05/20/2019	Follett School Solutions, Inc.	2001800115 459715	open po	255.64	10 E 200 432 222200 000	05/20/2019
157307	05/20/2019	Follett School Solutions, Inc.	2001800115 459715F	open po	412.87	10 E 200 432 222200 000	05/20/2019

CHECK #	CHECK DATE	VENDOR	PO INVOICE #	DESCRIPTION	CHECK AMOUNT	ACCOUNT	POST DATE
			NUMBER			NUMBER	
157307	05/20/2019	Follett School Solutions, Inc.	4001800212 467977	open po	433.17	10 E 400 432 222200 000	05/20/2019
157307	05/20/2019	Follett School Solutions, Inc.	4001800212 467977F	open po	46.22	10 E 400 432 222200 000	05/20/2019
157307	05/20/2019	Follett School Solutions, Inc.	4001800212 472947	open po	877.54	10 E 400 432 222200 000	05/20/2019
157307	05/20/2019	Follett School Solutions, Inc.	4001800212 472962	open po	466.81	10 E 400 432 222200 000	05/20/2019
157307	05/20/2019	Follett School Solutions, Inc.	4001800212 474842F	open po	15.65	10 E 400 432 222200 000	05/20/2019
157307	05/20/2019	Follett School Solutions, Inc.	4001800212 478851F	open po	2,998.00	10 E 400 432 222200 000	05/20/2019
Totals for Follett School Solutions, Inc					5,505.90		
157308	05/20/2019	Fourmens Farm Home	0 1-2059706	CUSTODIAL SUPPLIES	18.76	10 E 200 411 253000 000	05/20/2019
157308	05/20/2019	Fourmens Farm Home	0 1-2059780	CREDIT	18.76	10 E 200 411 253000 000	05/20/2019
157308	05/20/2019	Fourmens Farm Home	0 1-2060548	CUSTODIAL SUPPLIES	42.55	10 E 400 411 253000 000	05/20/2019
157308	05/20/2019	Fourmens Farm Home	4001800226 1-2057676	open po	301.81	10 E 400 411 131000 000	05/20/2019
157308	05/20/2019	Fourmens Farm Home	4001800226 1-2059466	open po	66.48	10 E 400 411 131000 000	05/20/2019
157308	05/20/2019	Fourmens Farm Home	4001800226 1-2060929	open po	23.99	10 E 400 411 131000 000	05/20/2019
157308	05/20/2019	Fourmens Farm Home	4001800226 1-2062722	open po	24.09	10 E 400 411 131000 000	05/20/2019
Totals for Fourmens Farm Home					458.92		
157309	05/20/2019	Glass To Go	0 27082	VAN #11 CHIP REPAIR	45.00	10 E 400 324 254000 000	05/20/2019
Totals for Glass To Go					45.00		
157310	05/20/2019	Gloeckner & Company Inc.	0 1283482-00	AG SUPPLIES	256.45	21 E 400 411 240000 444	05/20/2019
157310	05/20/2019	Gloeckner & Company Inc.	0 1283562-00	AG SUPPLIES	138.50	21 E 400 411 240000 444	05/20/2019
Totals for Gloeckner & Company Inc.					394.95		
157311	05/20/2019	Haenel, Jessica	0 3/13-4/26/19	RVA MILEAGE	68.40	99 E 800 342 221200 360	05/20/2019
Totals for Haenel, Jessica					68.40		
157312	05/20/2019	Hall's of Medford	0 309447	HMV SUPPLIES	17.35	10 E 800 411 136000 400	05/20/2019
Totals for Hall's of Medford					17.35		
157313	05/20/2019	Harris, Jennifer	0 4/29-30/19	SKYWARD EXPENSES	31.61	99 E 800 342 221200 360	05/20/2019
Totals for Harris, Jennifer					31.61		
157314	05/20/2019	Heid Music	0 2371237	MASH	23.99	21 E 400 411 240000 484	05/20/2019
157314	05/20/2019	Heid Music	4001800139 2379241	open po	60.00	10 E 400 320 125500 000	05/20/2019
Totals for Heid Music					83.99		
157315	05/20/2019	Heser Motorsports LLC	0 107411	HMV SUPPLIES	40.00	10 E 800 411 136000 400	05/20/2019
Totals for Heser Motorsports LLC					40.00		
157316	05/20/2019	Hillyard Inc.	0 700377473	SERVICE 2810D	549.00	10 E 200 320 254000 000	05/20/2019
157316	05/20/2019	Hillyard Inc.	0 700377474	SERVICE ADVANCE SC1500	53.00	10 E 100 320 254000 000	05/20/2019
157316	05/20/2019	Hillyard Inc.	0 700377475	SERVICE C3XP	69.50	10 E 200 320 254000 000	05/20/2019
157316	05/20/2019	Hillyard Inc.	0 700378405	SERVICE ADVANCE 2810D	375.50	10 E 100 320 254000 000	05/20/2019
Totals for Hillyard Inc.					1,047.00		
157317	05/20/2019	Hobart Sales & Service	0 ZB80137	SERVICE TOASTMASTER @ MAES	3,820.50	50 E 800 324 257000 000	05/20/2019
Totals for Hobart Sales & Service					3,820.50		
157318	05/20/2019	Hopperdietzel, Leatha	0 4/15-4/25/19	RVA MILEAGE	174.62	99 E 800 342 221200 360	05/20/2019

CHECK #	CHECK DATE	VENDOR	PO INVOICE #	DESCRIPTION	CHECK AMOUNT	ACCOUNT	POST DATE
			NUMBER			NUMBER	
157318	05/20/2019	Hopperdietzel, Leatha	0 REIMBURSE	RVA POSTAGE	61.45	99 E 800 353 221200 360	05/20/2019
				Totals for Hopperdietzel, Leatha	236.07		
157319	05/20/2019	Horst Distributing Inc	0 77449-000	CUSTODIAL SUPPLIES	602.50	10 E 400 411 253000 000	05/20/2019
				Totals for Horst Distributing Inc	602.50		
157320	05/20/2019	Hraby, Justin	0 4/16/19	CESA #10 MILEAGE	48.96	10 E 200 342 240000 000	05/20/2019
				Totals for Hraby, Justin	48.96		
157321	05/20/2019	Immanuel Ev. Lutheran Church	0 REIMBURSE	WELS TECH CONFERENCE: IL	90.00	10 E 800 343 299000 365	05/20/2019
				Totals for Immanuel Ev. Lutheran Church	90.00		
157322	05/20/2019	Insight FS	0 00002037101	LP GAS: SCHOOL FOREST	269.80	10 E 800 348 253000 000	05/20/2019
				Totals for Insight FS	269.80		
157323	05/20/2019	Jason's Small Engine Motor Med	0 6	PUSH MOWER/TRIMMER	413.44	21 E 400 440 240000 462	05/20/2019
				Totals for Jason's Small Engine Motor Me	413.44		
157324	05/20/2019	Jerry's Music Inc	4001800254 145261	equipment	20.00	10 E 400 411 125400 000	05/20/2019
157324	05/20/2019	Jerry's Music Inc	4001800254 145261	equipment	95.00	10 E 400 440 125400 000	05/20/2019
157324	05/20/2019	Jerry's Music Inc	4001800254 145261	equipment	1,644.99	10 E 400 551 125400 000	05/20/2019
				Totals for Jerry's Music Inc	1,759.99		
157325	05/20/2019	Juedes, Angela	0 4/29-30/19	SKYWARD EXPENSES	30.01	99 E 800 342 221200 360	05/20/2019
				Totals for Juedes, Angela	30.01		
157326	05/20/2019	Junk, Kendra	0 1/2-5/8/19	EMPLOYEE TRAVEL	76.32	10 E 200 342 125500 000	05/20/2019
				Totals for Junk, Kendra	76.32		
157327	05/20/2019	JW Pepper & Sons, Inc.	4001800140 12435738	open po	85.99	10 E 400 411 125500 000	05/20/2019
157327	05/20/2019	JW Pepper & Sons, Inc.	4001800140 134313217	open po	55.00	10 E 400 411 125500 000	05/20/2019
				Totals for JW Pepper & Sons, Inc.	140.99		
157328	05/20/2019	K & B Refrigeration	0 MAES	MICROWAVES	49.95	10 E 100 411 240000 000	05/20/2019
157328	05/20/2019	K & B Refrigeration	0 MAES	MICROWAVES	258.00	10 E 100 440 240000 000	05/20/2019
				Totals for K & B Refrigeration	307.95		
157329	05/20/2019	Kopp, Casey	0 4/19/19	RVA MILEAGE	15.12	99 E 800 342 221200 360	05/20/2019
157329	05/20/2019	Kopp, Casey	0 4/8-10/19	RVA MILEAGE	116.64	99 E 800 342 221200 360	05/20/2019
				Totals for Kopp, Casey	131.76		
157330	05/20/2019	Kramer Plumbing & Heating Inc	0 42326	MAMS	99.00	10 E 200 411 254000 000	05/20/2019
				Totals for Kramer Plumbing & Heating Inc	99.00		
157331	05/20/2019	Lakeshore Learning Materials	3001800258 2412710419	Supplies	128.08	10 E 100 411 110000 000	05/20/2019
				Totals for Lakeshore Learning Materials	128.08		
157332	05/20/2019	Langdon, Amanda	0 REIMBURSE	CLASSROOM ALLOTMENT	21.99	10 E 101 411 110000 000	05/20/2019
				Totals for Langdon, Amanda	21.99		
157333	05/20/2019	Learning Without Tears	8001800318 INV15862	student material	130.57	99 E 800 411 110000 360	05/20/2019
157333	05/20/2019	Learning Without Tears	8001800318 INV15862	student material	27.50	99 E 800 470 110000 360	05/20/2019
				Totals for Learning Without Tears	158.07		
157334	05/20/2019	Leonard, Stacy	0 REIMBURSE	FOURMEN'S PURCHASE	30.00	10 E 100 411 110000 000	05/20/2019

CHECK #	CHECK DATE	VENDOR	PO INVOICE #	DESCRIPTION	CHECK AMOUNT	ACCOUNT	POST DATE
			NUMBER			NUMBER	
				Totals for Leonard, Stacy	30.00		
157335	05/20/2019	Lincoln Learning Solutions	0 60005906	RVA: APRIL	5,579.00	99 E 800 470 110000 360	05/20/2019
157335	05/20/2019	Lincoln Learning Solutions	0 61001452	RVA: APRIL CREDIT	431.00	99 E 800 470 110000 360	05/20/2019
				Totals for Lincoln Learning Solutions	5,148.00		
157336	05/20/2019	Logterman, Kari	0 REIMBURSE	RVA POSTAGE	55.57	99 E 800 353 221200 360	05/20/2019
				Totals for Logterman, Kari	55.57		
157337	05/20/2019	Marilyn's Fire Station & Cater	0 3189	CATERING	474.80	99 E 800 411 129100 394	05/20/2019
				Totals for Marilyn's Fire Station & Cate	474.80		
157338	05/20/2019	Marshfield Book & Stationery	0 351902	MAMS KEY	36.00	10 E 200 411 253000 000	05/20/2019
157338	05/20/2019	Marshfield Book & Stationery	3001800239 351885	Classroom supplies	64.40	10 E 100 411 110000 000	05/20/2019
157338	05/20/2019	Marshfield Book & Stationery	3001800239 351885	Classroom supplies	75.75	10 E 100 439 110000 000	05/20/2019
157338	05/20/2019	Marshfield Book & Stationery	8001800295 351821	Office Remodel	43,230.00	99 E 800 440 221200 360	05/20/2019
157338	05/20/2019	Marshfield Book & Stationery	8001800295 351821	Office Remodel	7,654.00	99 E 800 551 221200 360	05/20/2019
157338	05/20/2019	Marshfield Book & Stationery	8001800312 351838	general supplies	70.05	99 E 800 411 221200 360	05/20/2019
157338	05/20/2019	Marshfield Book & Stationery	8001800313 351839	Student supplies	230.00	99 E 800 411 219000 360	05/20/2019
				Totals for Marshfield Book & Stationery	51,360.20		
157339	05/20/2019	McGraw-Hill School Education H	9001800252 107999730001	classroom materials	245.97	27 E 800 411 158700 341	05/20/2019
				Totals for McGraw-Hill School Education	245.97		
157340	05/20/2019	McMillan Electric	0 C32345	RVA WORK	1,372.38	99 E 800 324 221200 360	05/20/2019
157340	05/20/2019	McMillan Electric	0 C32346	MASH WORK	107.37	10 E 400 324 254000 000	05/20/2019
				Totals for McMillan Electric	1,479.75		
157341	05/20/2019	Medford Motors Inc	0 57473	2007 DODGE RAM	902.13	10 E 400 324 253000 000	05/20/2019
				Totals for Medford Motors Inc	902.13		
157342	05/20/2019	Mildbrand, Rachel	0 REIMBURSE	WALMART	23.16	10 E 100 411 110000 000	05/20/2019
				Totals for Mildbrand, Rachel	23.16		
157343	05/20/2019	Nasco	3001800252 358733	student supplies	40.27	10 E 100 411 110000 000	05/20/2019
157343	05/20/2019	Nasco	8001800316 353977	general supplies/Perkins	114.77	10 E 800 411 135000 400	05/20/2019
157343	05/20/2019	Nasco	8001800316 355537	general supplies/Perkins	1,161.23	10 E 800 411 135000 400	05/20/2019
157343	05/20/2019	Nasco	8001800319 362162	general supplies/Perkins	59.94	10 E 800 411 135000 400	05/20/2019
157343	05/20/2019	Nasco	8001800319 366068	general supplies/Perkins	6.67	10 E 800 411 135000 400	05/20/2019
				Totals for Nasco	1,382.88		
157344	05/20/2019	Nassco Inc	1011800107 S2462287.001	open po	29.76	10 E 101 411 253000 000	05/20/2019
157344	05/20/2019	Nassco Inc	1011800107 S2467805.001	open po	42.93	10 E 101 411 253000 000	05/20/2019
157344	05/20/2019	Nassco Inc	2011800112 S2461472.001	open po	63.47	10 E 200 411 253000 000	05/20/2019
157344	05/20/2019	Nassco Inc	4011800133 S2457432.002	Open PO	50.00	10 E 400 411 253000 000	05/20/2019
157344	05/20/2019	Nassco Inc	4011800133 S2458665.001	Open PO	33.50	10 E 400 411 253000 000	05/20/2019
157344	05/20/2019	Nassco Inc	4011800133 S2461462.001	Open PO	115.51	10 E 400 411 253000 000	05/20/2019
157344	05/20/2019	Nassco Inc	4011800133 S2461462.002	Open PO	28.88	10 E 400 411 253000 000	05/20/2019
157344	05/20/2019	Nassco Inc	4011800133 S2462148.001	Open PO	32.58	10 E 400 411 253000 000	05/20/2019

CHECK #	CHECK DATE	VENDOR	PO INVOICE #	DESCRIPTION	CHECK AMOUNT	ACCOUNT	POST DATE
			NUMBER			NUMBER	
				Totals for Nassco Inc	396.63		
157345	05/20/2019	National FFA Organization	0 MDS-167111	AG SUPPLIES	61.50	21 E 400 411 240000 444	05/20/2019
157345	05/20/2019	National FFA Organization	0 MDS-168284	AG SUPPLIES	278.48	21 E 400 411 240000 444	05/20/2019
				Totals for National FFA Organization	339.98		
157346	05/20/2019	New Moon Ski Shop	2001800237 060518141948723	ski bindings	1,002.50	10 E 200 440 143000 000	05/20/2019
				Totals for New Moon Ski Shop	1,002.50		
157347	05/20/2019	Northern Music Service	0 51994	MAMS	36.00	21 E 200 411 240000 212	05/20/2019
				Totals for Northern Music Service	36.00		
157348	05/20/2019	Northwest Regional Planning	0 330074	CHEMICAL DISPOSAL	580.45	10 E 800 320 253000 000	05/20/2019
				Totals for Northwest Regional Planning	580.45		
157349	05/20/2019	Omega Laboratories Inc	0 22199 4 - 2019	STUDENT SCREENINGS	347.00	10 E 800 310 219000 000	05/20/2019
157349	05/20/2019	Omega Laboratories Inc	0 24105 4 - 2019	DISTRICT SCREENINGS	58.00	10 E 800 310 260000 000	05/20/2019
				Totals for Omega Laboratories Inc	405.00		
157350	05/20/2019	PCS Edventures	2001800245 25564	Drone	2,210.25	10 E 200 551 222200 000	05/20/2019
157350	05/20/2019	PCS Edventures	2001800245 25564	Drone	1,000.00	21 E 200 551 222200 000	05/20/2019
				Totals for PCS Edventures	3,210.25		
157351	05/20/2019	Performance Timing, LLC	0 1031	5/2 MAMS TRACK MEET SETUP	25.00	80 E 200 310 393000 966	05/20/2019
157351	05/20/2019	Performance Timing, LLC	0 1031	5/2 MAMS TRACK MEET SETUP	25.00	80 E 200 310 393000 967	05/20/2019
				Totals for Performance Timing, LLC	50.00		
157352	05/20/2019	Pioneer Company	0 INV717909	ACCT: ME0567	217.50	10 E 400 411 253000 000	05/20/2019
				Totals for Pioneer Company	217.50		
157353	05/20/2019	Quill Corporation	3001800260 6946433	consumables	299.79	10 E 100 411 110000 000	05/20/2019
				Totals for Quill Corporation	299.79		
157354	05/20/2019	Rainbow Gymnastics Inc	0 12	MAMS COACH HOURS	240.00	80 E 200 310 393000 962	05/20/2019
				Totals for Rainbow Gymnastics Inc	240.00		
157355	05/20/2019	Ranum, Allison	0 4/15-17/19	RVA MILEAGE	202.59	99 E 800 342 221200 360	05/20/2019
				Totals for Ranum, Allison	202.59		
157356	05/20/2019	Reardon, Taryn	0 2/5-4/12/19	RVA MILEAGE	111.04	99 E 800 342 221200 360	05/20/2019
				Totals for Reardon, Taryn	111.04		
157357	05/20/2019	RMM Solutions	0 90155	MAY	349.00	10 E 800 324 229000 000	05/20/2019
				Totals for RMM Solutions	349.00		
157358	05/20/2019	Roberts, Ember	0 4/29-30/19	SKYWARD EXPENSES	26.56	99 E 800 342 221200 360	05/20/2019
				Totals for Roberts, Ember	26.56		
157359	05/20/2019	Rollerblade Skate in School	1001800151 10388	CREDIT	366.00	10 E 101 411 143000 000	05/20/2019
157359	05/20/2019	Rollerblade Skate in School	1001800151 177813	Rollerblade replacement	406.00	10 E 101 411 143000 000	05/20/2019
				Totals for Rollerblade Skate in School	40.00		
157360	05/20/2019	Schmeiser, Jeff	0 100	3 HOGS	180.00	21 E 400 411 240000 403	05/20/2019
				Totals for Schmeiser, Jeff	180.00		
157361	05/20/2019	Sherfield, Jessica	0 4/29-30/19	SKYWARD EXPENSES	28.41	99 E 800 342 221200 360	05/20/2019

CHECK #	CHECK DATE	VENDOR	PO INVOICE #	DESCRIPTION	CHECK AMOUNT	ACCOUNT	POST DATE
			NUMBER			NUMBER	
				Totals for Sherfield, Jessica	28.41		
157362	05/20/2019	Skyward Accounting Dept	8001800303 0000198849	software/training	600.00	99 E 800 310 221200 360	05/20/2019
				Totals for Skyward Accounting Dept	600.00		
157363	05/20/2019	Smola, Brenda	0 4/28-30/19	SKYWARD EXPENSES	44.96	10 E 800 342 252000 000	05/20/2019
				Totals for Smola, Brenda	44.96		
157364	05/20/2019	Sterling Water, Inc.	8001800140 342X07436101	Open PO	81.07	99 E 800 411 221200 360	05/20/2019
157364	05/20/2019	Sterling Water, Inc.	8011800108 342X07433108	open po	14.50	10 E 100 411 253000 000	05/20/2019
				Totals for Sterling Water, Inc.	95.57		
157365	05/20/2019	Stockwell, Stephanie	0 REIMBURSE	WALMART	29.82	21 E 200 411 240000 272	05/20/2019
				Totals for Stockwell, Stephanie	29.82		
157366	05/20/2019	Strang, Patteson, Renning, Lew	0 502198	PROFESSIONAL SERVICES	399.00	10 E 800 310 231500 000	05/20/2019
157366	05/20/2019	Strang, Patteson, Renning, Lew	0 502199	PROFESSIONAL SERVICES	504.00	10 E 800 310 231500 000	05/20/2019
				Totals for Strang, Patteson, Renning, Le	903.00		
157367	05/20/2019	Summit Commercial Fitness	2001800244 19798	equipment maintenance	1,901.89	80 E 200 460 254000 000	05/20/2019
				Totals for Summit Commercial Fitness	1,901.89		
157368	05/20/2019	Swedlund, Margo	0 REIMBURSE	CLASSROOM SUPPLIES	20.68	10 E 200 411 122000 000	05/20/2019
				Totals for Swedlund, Margo	20.68		
157369	05/20/2019	Systems Technologies	0 718099	MAMS REPAIRS	57.50	10 E 200 324 254300 000	05/20/2019
157369	05/20/2019	Systems Technologies	0 718368	MASH	672.50	10 E 400 324 254300 000	05/20/2019
157369	05/20/2019	Systems Technologies	0 718391	MASH SUPPLIES	301.26	10 E 400 411 254000 000	05/20/2019
				Totals for Systems Technologies	1,031.26		
157370	05/20/2019	Taylor County Highway Dept	0 0000-10-28	SANDING/SALTING:3/16-4/12/19	487.34	10 E 100 320 253000 000	05/20/2019
157370	05/20/2019	Taylor County Highway Dept	0 0000-10-28	SANDING/SALTING:3/16-4/12/19	139.24	10 E 101 320 253000 000	05/20/2019
157370	05/20/2019	Taylor County Highway Dept	0 0000-10-28	SANDING/SALTING:3/16-4/12/19	278.48	10 E 200 320 253000 000	05/20/2019
157370	05/20/2019	Taylor County Highway Dept	0 0000-10-28	SANDING/SALTING:3/16-4/12/19	487.34	10 E 400 320 253000 000	05/20/2019
				Totals for Taylor County Highway Dept	1,392.40		
157371	05/20/2019	Teacher Direct	3001800253 INV/2019/9934	student materials	56.04	10 E 100 411 110000 000	05/20/2019
				Totals for Teacher Direct	56.04		
157372	05/20/2019	Tractor Central	0 1832239	MAMS SUPPLIES	2.79	10 E 200 411 253000 000	05/20/2019
157372	05/20/2019	Tractor Central	2011800126 1831747	service	569.85	10 E 200 320 253000 000	05/20/2019
				Totals for Tractor Central	572.64		
157373	05/20/2019	Tresona Multimedia LLC	0 345340	MAMS CHORAL MUSIC	560.00	10 E 400 411 125400 000	05/20/2019
157373	05/20/2019	Tresona Multimedia LLC	0 345348	MAMS CHORAL MUSIC	260.00	10 E 400 411 125400 000	05/20/2019
				Totals for Tresona Multimedia LLC	820.00		
157374	05/20/2019	UW-Milwaukee Cashier's Office	0 991336836	TED WILSON: INFO SCI-COLLEGE CONNECT	1,176.00	10 E 800 291 221300 000	05/20/2019
				Totals for UW-Milwaukee Cashier's Office	1,176.00		
157375	05/20/2019	Voyager Sopris Learning	9001800254 2100462	student materials	371.80	27 E 800 470 152000 347	05/20/2019
				Totals for Voyager Sopris Learning	371.80		

CHECK #	CHECK DATE	VENDOR	PO INVOICE #	DESCRIPTION	CHECK AMOUNT	ACCOUNT	POST DATE
			NUMBER			NUMBER	
157376	05/20/2019	Wellman, Kevin	0 4/13/19	HISTORY BEE	9.85	10 E 200 342 127000 000	05/20/2019
157376	05/20/2019	Wellman, Kevin	0 REIMBURSE	FUEL	23.62	10 E 400 348 253000 000	05/20/2019
				Totals for Wellman, Kevin	33.47		
157377	05/20/2019	Werner, Susan	0 5/1/19	CLASS @ EAGLE RIVER	74.88	10 E 200 342 240000 000	05/20/2019
				Totals for Werner, Susan	74.88		
157378	05/20/2019	Wil-Kil Pest Control	0 3611704	PEST CONTROL: MAES	16.63	10 E 100 320 253000 000	05/20/2019
157378	05/20/2019	Wil-Kil Pest Control	0 3611704	PEST CONTROL: MAES	16.62	50 E 800 320 257000 000	05/20/2019
157378	05/20/2019	Wil-Kil Pest Control	0 3611782	PEST CONTROL: MAMS	14.75	10 E 200 320 253000 000	05/20/2019
157378	05/20/2019	Wil-Kil Pest Control	0 3611782	PEST CONTROL: MAMS	14.75	50 E 800 320 257000 000	05/20/2019
157378	05/20/2019	Wil-Kil Pest Control	0 3611783	PEST CONTROL: MASH	19.13	10 E 400 320 253000 000	05/20/2019
157378	05/20/2019	Wil-Kil Pest Control	0 3611783	PEST CONTROL: MASH	19.12	50 E 800 320 257000 000	05/20/2019
157378	05/20/2019	Wil-Kil Pest Control	0 361183	PEST CONTROL: SES	17.63	10 E 101 320 253000 000	05/20/2019
157378	05/20/2019	Wil-Kil Pest Control	0 361183	PEST CONTROL: SES	17.62	50 E 800 320 257000 000	05/20/2019
				Totals for Wil-Kil Pest Control	136.25		
157379	05/20/2019	WI School Music Assn	0 138348	CONCERT PLAQUE	74.00	10 E 400 411 125400 000	05/20/2019
				Totals for WI School Music Assn	74.00		
157380	05/20/2019	WKEB/WIGM Radio	0 19040191	BOE	75.00	10 E 800 351 260000 000	05/20/2019
157380	05/20/2019	WKEB/WIGM Radio	0 1908	FFA	35.00	21 E 400 351 240000 444	05/20/2019
157380	05/20/2019	WKEB/WIGM Radio	4001800164 1935	open po	400.00	10 E 400 351 122600 000	05/20/2019
				Totals for WKEB/WIGM Radio	510.00		
157381	05/13/2019	Advance Auto Parts	0 M10000948861	WASTE SERVICES: APRIL	544.69	10 E 100 320 253000 000	05/13/2019
157381	05/13/2019	Advance Auto Parts	0 M10000948861	WASTE SERVICES: APRIL	229.36	10 E 101 320 253000 000	05/13/2019
157381	05/13/2019	Advance Auto Parts	0 M10000948861	WASTE SERVICES: APRIL	452.93	10 E 200 320 253000 000	05/13/2019
157381	05/13/2019	Advance Auto Parts	0 M10000948861	WASTE SERVICES: APRIL	855.47	10 E 400 320 253000 000	05/13/2019
157381	05/13/2019	Advance Auto Parts	0 M10000948861	WASTE SERVICES: APRIL	544.69-	10 E 100 320 253000 000	05/13/2019
157381	05/13/2019	Advance Auto Parts	0 M10000948861	WASTE SERVICES: APRIL	229.36-	10 E 101 320 253000 000	05/13/2019
157381	05/13/2019	Advance Auto Parts	0 M10000948861	WASTE SERVICES: APRIL	452.93-	10 E 200 320 253000 000	05/13/2019
157381	05/13/2019	Advance Auto Parts	0 M10000948861	WASTE SERVICES: APRIL	855.47-	10 E 400 320 253000 000	05/13/2019
157381	05/13/2019	Advance Auto Parts	0 MD0000002858	GATE BOUND	42.08	10 E 400 320 253000 000	05/13/2019
157381	05/13/2019	Advance Auto Parts	0 MD0000002858	GATE BOUND	42.08-	10 E 400 320 253000 000	05/13/2019
				Totals for Advance Auto Parts	0.00		
157382	05/13/2019	Exaggerated Entertainment	0 5/19/19	DOG WALK/FUNDRAISER	300.00	21 E 400 310 240000 444	05/13/2019
				Totals for Exaggerated Entertainment	300.00		
157383	05/13/2019	Fehrenbach, Tom	0 5/14/19	GIRLS SOCCER VS ANTIGO	90.00	10 E 400 310 162000 965	05/13/2019
				Totals for Fehrenbach, Tom	90.00		
157384	05/13/2019	Kelley, Bryce	0 5/14/19	BB VS WAUNAKEE	90.00	10 E 400 310 162000 963	05/13/2019
				Totals for Kelley, Bryce	90.00		
157385	05/13/2019	Knab, Brian	0 5/13/19	SB VS ANTIGO	80.00	10 E 400 310 162000 964	05/13/2019
				Totals for Knab, Brian	80.00		

CHECK #	CHECK DATE	VENDOR	PO INVOICE #	DESCRIPTION	CHECK AMOUNT	ACCOUNT	POST DATE
			NUMBER			NUMBER	
157386	05/13/2019	Kwik Trip	0 00239281	FUEL	101.25	10 E 800 348 253000 000	05/13/2019
157386	05/13/2019	Kwik Trip	0 00239281	FUEL	86.25	10 E 400 348 253000 000	05/13/2019
				Totals for Kwik Trip	187.50		
157387	05/13/2019	Lee, Andrew	0 5/14/19	GIRLS SOCCER VS ANTIGO	120.00	10 E 400 310 162000 965	05/13/2019
				Totals for Lee, Andrew	120.00		
157388	05/13/2019	Lindau, Mike	0 5/14/19	BB VS WAUNAKEE	90.00	10 E 400 310 162000 963	05/13/2019
				Totals for Lindau, Mike	90.00		
157389	05/13/2019	Maciaz, Kenneth	0 5/13/19	SB VS ANTIGO	110.00	10 E 400 310 162000 964	05/13/2019
				Totals for Maciaz, Kenneth	110.00		
157390	05/13/2019	Manpower	0 6375	MAMS TRACK	77.81	80 E 200 310 393000 966	05/13/2019
157390	05/13/2019	Manpower	0 6375	MAMS TRACK	77.80	80 E 200 310 393000 967	05/13/2019
157390	05/13/2019	Manpower	0 6474	MASH TRACK: SPECIAL ED	61.20	27 E 800 310 158700 341	05/13/2019
157390	05/13/2019	Manpower	0 6475	MAMS VB	155.62	80 E 200 310 393000 951	05/13/2019
157390	05/13/2019	Manpower	0 6476	CLC STAFF	625.14	80 E 800 310 240000 740	05/13/2019
				Totals for Manpower	997.57		
157391	05/13/2019	Medford Area Chamber Of Commer	0 GIFTS	NEW BABIES	625.00	10 E 800 411 231000 000	05/13/2019
				Totals for Medford Area Chamber Of Comme	625.00		
157392	05/13/2019	Rhineland High School	0 5/9/19	TRACK INVITE ENTRY FEE	62.50	10 E 400 940 162000 967	05/13/2019
157392	05/13/2019	Rhineland High School	0 5/9/19	TRACK INVITE ENTRY FEE	62.50	10 E 400 940 162000 966	05/13/2019
				Totals for Rhineland High School	125.00		
157393	05/13/2019	Taylor Electric Cooperative	0 75601	SCHOOL FOREST: APRIL	90.49	10 E 800 336 253000 000	05/13/2019
				Totals for Taylor Electric Cooperative	90.49		
157394	05/13/2019	Twin Eagle Resource Management	0 118185	MAMS	836.38	10 E 800 331 253000 000	05/13/2019
157394	05/13/2019	Twin Eagle Resource Management	0 118186	MASH	2,134.51	10 E 800 331 253000 000	05/13/2019
				Totals for Twin Eagle Resource Managemen	2,970.89		
157395	05/13/2019	Vaughter, Jeffrey	0 5/14/19	GIRLS SOCCER VS ANTIGO	120.00	10 E 400 310 162000 965	05/13/2019
				Totals for Vaughter, Jeffrey	120.00		
157396	05/13/2019	Verizon Wireless	0 9828996154	582944984-00001: 4/27-5/26/19	390.25	10 E 800 355 260000 000	05/13/2019
157396	05/13/2019	Verizon Wireless	0 9828996154	582944984-00001: 4/27-5/26/19	225.62	99 E 800 355 221200 360	05/13/2019
				Totals for Verizon Wireless	615.87		
157397	05/13/2019	WSD Planetarium	0 5/14-16/19	GRADE 1 FIELD TRIPS	303.00	21 E 100 940 240000 010	05/13/2019
				Totals for WSD Planetarium	303.00		
157398	05/13/2019	Xcel Energy	0 52-6418442-5	SES ELECTRICITY: 3/30-4/27/19	1,650.40	10 E 800 336 253000 000	05/13/2019
				Totals for Xcel Energy	1,650.40		
157399	05/13/2019	Advanced Disposal Services	0 M10000948861	WASTE SERVICES: APRIL	544.69	10 E 100 320 253000 000	05/13/2019
157399	05/13/2019	Advanced Disposal Services	0 M10000948861	WASTE SERVICES: APRIL	229.36	10 E 101 320 253000 000	05/13/2019
157399	05/13/2019	Advanced Disposal Services	0 M10000948861	WASTE SERVICES: APRIL	452.93	10 E 200 320 253000 000	05/13/2019
157399	05/13/2019	Advanced Disposal Services	0 M10000948861	WASTE SERVICES: APRIL	855.47	10 E 400 320 253000 000	05/13/2019
157399	05/13/2019	Advanced Disposal Services	0 MD0000002858	GATE INBOUND	42.08	10 E 400 320 253000 000	05/13/2019

CHECK #	CHECK DATE	VENDOR	PO INVOICE #	DESCRIPTION	CHECK AMOUNT	ACCOUNT	POST DATE
			NUMBER			NUMBER	
				Totals for Advanced Disposal Services	2,124.53		
157400	05/14/2019	Medford Area Public School Dis	0 05/15/19PR	PAYROLL REMITTANCE	483,555.72	10 A 000 000 711100 000	05/14/2019
				Totals for Medford Area Public School Di	483,555.72		
157401	05/20/2019	Abdl-Haleem, Omar	0 MAY	RVA INTERNET REIMBURSEMENT	70.00	99 E 800 358 221200 360	05/20/2019
				Totals for Abdl-Haleem, Omar	70.00		
157402	05/20/2019	Andrasek, Kevin	0 4/15-5/14/19	RVA INTERNET REIMBURSEMENT	59.99	99 E 800 358 221200 360	05/20/2019
				Totals for Andrasek, Kevin	59.99		
157403	05/20/2019	Andrew, Jessica	0 4/28-5/27/19	RVA INTERNET REIMBURSEMENT	70.99	99 E 800 358 221200 360	05/20/2019
				Totals for Andrew, Jessica	70.99		
157404	05/20/2019	Antone, Jennifer	0 4/12-5/11/19	RVA INTERNET REIMBURSEMENT	45.00	99 E 800 358 221200 360	05/20/2019
				Totals for Antone, Jennifer	45.00		
157405	05/20/2019	Arndt, Ed	0 1/31-2/28/19	RVA INTERNET REIMBURSEMENT	64.99	99 E 800 358 221200 360	05/20/2019
157405	05/20/2019	Arndt, Ed	0 3/1-30/19	RVA INTERNET REIMBURSEMENT	64.99	99 E 800 358 221200 360	05/20/2019
157405	05/20/2019	Arndt, Ed	0 3/31-4/30/19	RVA INTERNET REIMBURSEMENT	64.99	99 E 800 358 221200 360	05/20/2019
157405	05/20/2019	Arndt, Ed	0 5/1-30/19	RVA INTERNET REIMBURSEMENT	64.99	99 E 800 358 221200 360	05/20/2019
				Totals for Arndt, Ed	259.96		
157406	05/20/2019	Barriere, Tony	0 4/13-5/12/19	RVA INTERNET REIMBURSEMENT	65.99	99 E 800 358 221200 360	05/20/2019
				Totals for Barriere, Tony	65.99		
157407	05/20/2019	Becker, Timothy	0 2/10-3/9/19	RVA INTERNET REIMBURSEMENT	50.95	99 E 800 358 221200 360	05/20/2019
157407	05/20/2019	Becker, Timothy	0 3/10-4/9/19	RVA INTERNET REIMBURSEMENT	50.95	99 E 800 358 221200 360	05/20/2019
157407	05/20/2019	Becker, Timothy	0 4/10-5/9/19	RVA INTERNET REIMBURSEMENT	50.95	99 E 800 358 221200 360	05/20/2019
157407	05/20/2019	Becker, Timothy	0 5/10-6/9/19	RVA INTERNET REIMBURSEMENT	50.95	99 E 800 358 221200 360	05/20/2019
				Totals for Becker, Timothy	203.80		
157408	05/20/2019	Beda, Eric	0 4/28-5/27/19	RVA INTERNET REIMBURSEMENT	45.00	99 E 800 358 221200 360	05/20/2019
				Totals for Beda, Eric	45.00		
157409	05/20/2019	Benson, Hannah	0 APRIL	RVA INTERNET REIMBURSEMENT	75.00	99 E 800 358 221200 360	05/20/2019
157409	05/20/2019	Benson, Hannah	0 DECEMBER	RVA INTERNET REIMBURSEMENT	59.99	99 E 800 358 221200 360	05/20/2019
157409	05/20/2019	Benson, Hannah	0 FEBRUARY	RVA INTERNET REIMBURSEMENT	75.00	99 E 800 358 221200 360	05/20/2019
157409	05/20/2019	Benson, Hannah	0 JANUARY	RVA INTERNET REIMBURSEMENT	59.99	99 E 800 358 221200 360	05/20/2019
157409	05/20/2019	Benson, Hannah	0 JANUARY.	RVA INTERNET	12.67	99 E 800 358 221200 360	05/20/2019
				REIMBURSEMENT-ADJUSTMENT-CHANGE IN PLAN			
157409	05/20/2019	Benson, Hannah	0 MARCH	RVA INTERNET REIMBURSEMENT	75.00	99 E 800 358 221200 360	05/20/2019
157409	05/20/2019	Benson, Hannah	0 NOVEMBER	RVA INTERNET REIMBURSEMENT	59.99	99 E 800 358 221200 360	05/20/2019
				Totals for Benson, Hannah	417.64		
157410	05/20/2019	Bernarde, Lonnie	0 MAY	RVA INTERNET REIMBURSEMENT	39.95	99 E 800 358 221200 360	05/20/2019
				Totals for Bernarde, Lonnie	39.95		
157411	05/20/2019	Bett, Joe	0 1/4-2/3/19	RVA INTERNET REIMBURSEMENT	45.25	99 E 800 358 221200 360	05/20/2019
157411	05/20/2019	Bett, Joe	0 10/4-11/3/18	RVA INTERNET REIMBURSEMENT	44.25	99 E 800 358 221200 360	05/20/2019

CHECK #	CHECK DATE	VENDOR	PO INVOICE #	DESCRIPTION	CHECK AMOUNT	ACCOUNT	POST DATE
			NUMBER			NUMBER	
157411	05/20/2019	Bett, Joe	0 11/4-12/3/18	RVA INTERNET REIMBURSEMENT	44.25	99 E 800 358 221200 360	05/20/2019
157411	05/20/2019	Bett, Joe	0 12/4/18-1/3/19	RVA INTERNET REIMBURSEMENT	44.25	99 E 800 358 221200 360	05/20/2019
157411	05/20/2019	Bett, Joe	0 2/4-3/3/19	RVA INTERNET REIMBURSEMENT	45.25	99 E 800 358 221200 360	05/20/2019
157411	05/20/2019	Bett, Joe	0 3/4-4/3/19	RVA INTERNET REIMBURSEMENT	45.25	99 E 800 358 221200 360	05/20/2019
157411	05/20/2019	Bett, Joe	0 4/4-5/3/19	RVA INTERNET REIMBURSEMENT	45.25	99 E 800 358 221200 360	05/20/2019
157411	05/20/2019	Bett, Joe	0 9/4-10/3/18	RVA INTERNET REIMBURSEMENT	44.25	99 E 800 358 221200 360	05/20/2019
				Totals for Bett, Joe	358.00		
157412	05/20/2019	Beuchler, Peter	0 4/6-5/5/19	RVA INTERNET REIMBURSEMENT	55.00	99 E 800 358 221200 360	05/20/2019
				Totals for Beuchler, Peter	55.00		
157413	05/20/2019	Bieber, Kip	0 10/23-11/22/18	RVA INTERNET REIMBURSEMENT	64.99	99 E 800 358 221200 360	05/20/2019
157413	05/20/2019	Bieber, Kip	0 11/23-12/22/18	RVA INTERNET REIMBURSEMENT	65.99	99 E 800 358 221200 360	05/20/2019
157413	05/20/2019	Bieber, Kip	0 12/23/18-1/22/19	RVA INTERNET REIMBURSEMENT	65.99	99 E 800 358 221200 360	05/20/2019
157413	05/20/2019	Bieber, Kip	0 2/23-3/22/19	RVA INTERNET REIMBURSEMENT	65.99	99 E 800 358 221200 360	05/20/2019
157413	05/20/2019	Bieber, Kip	0 3/23-4/22/19	RVA INTERNET REIMBURSEMENT	65.99	99 E 800 358 221200 360	05/20/2019
157413	05/20/2019	Bieber, Kip	0 4/23-5/22/19	RVA INTERNET REIMBURSEMENT	65.99	99 E 800 358 221200 360	05/20/2019
157413	05/20/2019	Bieber, Kip	0 8/17-22/18	RVA INTERNET REIMBURSEMENT-PRORATED FROM DATE OF ENROLLMENT	12.60	99 E 800 358 221200 360	05/20/2019
				Totals for Bieber, Kip	537.52		
157414	05/20/2019	Blackburn, James	0 4/23-5/22/19	RVA INTERNET REIMBURSEMENT	70.99	99 E 800 358 221200 360	05/20/2019
				Totals for Blackburn, James	70.99		
157415	05/20/2019	Blaney, Joshua	0 4/15-5/14/19	RVA INTERNET REIMBURSEMENT	49.99	99 E 800 358 221200 360	05/20/2019
				Totals for Blaney, Joshua	49.99		
157416	05/20/2019	Bochman, Bryan	0 3/8-4/7/19	RVA INTERNET REIMBURSEMENT	70.99	99 E 800 358 221200 360	05/20/2019
157416	05/20/2019	Bochman, Bryan	0 4/8-5/7/19	RVA INTERNET REIMBURSEMENT	70.99	99 E 800 358 221200 360	05/20/2019
				Totals for Bochman, Bryan	141.98		
157417	05/20/2019	Bohman, Ashley	0 4/16-5/15/19	RVA INTERNET REIMBURSEMENT	70.99	99 E 800 358 221200 360	05/20/2019
				Totals for Bohman, Ashley	70.99		
157418	05/20/2019	Bretl, Brian	0 4/20-5/19/19	RVA INTERNET REIMBURSEMENT	65.99	99 E 800 358 221200 360	05/20/2019
				Totals for Bretl, Brian	65.99		
157419	05/20/2019	Briggs, Shanna	0 4/5-5/4/19	RVA INTERNET REIMBURSEMENT	50.99	99 E 800 358 221200 360	05/20/2019
				Totals for Briggs, Shanna	50.99		
157420	05/20/2019	Brostowitz, Jill	0 1/30-2/28/19	RVA INTERNET REIMBURSEMENT	65.99	99 E 800 358 221200 360	05/20/2019
157420	05/20/2019	Brostowitz, Jill	0 10/30-11/29/18	RVA INTERNET REIMBURSEMENT	64.99	99 E 800 358 221200 360	05/20/2019
157420	05/20/2019	Brostowitz, Jill	0 11/30-12/29/18	RVA INTERNET REIMBURSEMENT	65.99	99 E 800 358 221200 360	05/20/2019
157420	05/20/2019	Brostowitz, Jill	0 12/30/18-1/29/19	RVA INTERNET REIMBURSEMENT	65.99	99 E 800 358 221200 360	05/20/2019
157420	05/20/2019	Brostowitz, Jill	0 3/1-29/19	RVA INTERNET REIMBURSEMENT	65.99	99 E 800 358 221200 360	05/20/2019

CHECK #	CHECK DATE	VENDOR	PO INVOICE #	DESCRIPTION	CHECK AMOUNT	ACCOUNT	POST DATE
			NUMBER			NUMBER	
157420	05/20/2019	Brostowitz, Jill	0 3/30-4/29/19	RVA INTERNET REIMBURSEMENT	65.99	99 E 800 358 221200 360	05/20/2019
157420	05/20/2019	Brostowitz, Jill	0 4/30-5/29/19	RVA INTERNET REIMBURSEMENT	65.99	99 E 800 358 221200 360	05/20/2019
157420	05/20/2019	Brostowitz, Jill	0 8/30-9/29/18	RVA INTERNET REIMBURSEMENT	64.99	99 E 800 358 221200 360	05/20/2019
157420	05/20/2019	Brostowitz, Jill	0 9/30-10/29/18	RVA INTERNET REIMBURSEMENT	64.99	99 E 800 358 221200 360	05/20/2019
				Totals for Brostowitz, Jill	590.91		
157421	05/20/2019	Brueggeman, James	0 4/13-5/12/19	RVA INTERNET REIMBURSEMENT	59.99	99 E 800 358 221200 360	05/20/2019
				Totals for Brueggeman, James	59.99		
157422	05/20/2019	Brunner, Derek	0 2/23-3/22/19	RVA INTERNET REIMBURSEMENT	75.00	99 E 800 358 221200 360	05/20/2019
				Totals for Brunner, Derek	75.00		
157423	05/20/2019	Bush, Justin	0 4/6-5/5/19	RVA INTERNET REIMBURSEMENT	34.99	99 E 800 358 221200 360	05/20/2019
				Totals for Bush, Justin	34.99		
157424	05/20/2019	Chapman, Carri	0 3/19-4/18/19	RVA INTERNET REIMBURSEMENT	54.99	99 E 800 358 221200 360	05/20/2019
157424	05/20/2019	Chapman, Carri	0 4/19-5/18/19	RVA INTERNET REIMBURSEMENT	54.99	99 E 800 358 221200 360	05/20/2019
				Totals for Chapman, Carri	109.98		
157425	05/20/2019	Choi, Chun Wai	0 4/12-5/11/19	RVA INTERNET REIMBURSEMENT	65.99	99 E 800 358 221200 360	05/20/2019
				Totals for Choi, Chun Wai	65.99		
157426	05/20/2019	Colson, Bob	0 APRIL	RVA INTERNET REIMBURSEMENT	44.99	99 E 800 358 221200 360	05/20/2019
				Totals for Colson, Bob	44.99		
157427	05/20/2019	Coppens, Zachary	0 APRIL	RVA INTERNET REIMBURSEMENT	59.99	99 E 800 358 221200 360	05/20/2019
157427	05/20/2019	Coppens, Zachary	0 FEBRUARY	RVA INTERNET REIMBURSEMENT	49.99	99 E 800 358 221200 360	05/20/2019
157427	05/20/2019	Coppens, Zachary	0 JANUARY	RVA INTERNET REIMBURSEMENT	49.99	99 E 800 358 221200 360	05/20/2019
157427	05/20/2019	Coppens, Zachary	0 MARCH	RVA INTERNET REIMBURSEMENT	59.99	99 E 800 358 221200 360	05/20/2019
				Totals for Coppens, Zachary	219.96		
157428	05/20/2019	Couture, Timothy	0 4/15-5/14/19	RVA INTERNET REIMBURSEMENT	65.99	99 E 800 358 221200 360	05/20/2019
				Totals for Couture, Timothy	65.99		
157429	05/20/2019	Curnow, Michael	0 4/15-5/14/19	RVA INTERNET REIMBURSEMENT	45.00	99 E 800 358 221200 360	05/20/2019
				Totals for Curnow, Michael	45.00		
157430	05/20/2019	Davel, Marie	0 1/28-2/27/19	RVA INTERNET REIMBURSEMENT	29.99	99 E 800 358 221200 360	05/20/2019
157430	05/20/2019	Davel, Marie	0 2/28-3/27/19	RVA INTERNET REIMBURSEMENT	29.99	99 E 800 358 221200 360	05/20/2019
				Totals for Davel, Marie	59.98		
157431	05/20/2019	Davis, Hope	0 MAY	RVA INTERNET REIMBURSEMENT	64.99	99 E 800 358 221200 360	05/20/2019
				Totals for Davis, Hope	64.99		
157432	05/20/2019	DeBroux, Latisha	0 4/19-5/18/19	RVA INTERNET REIMBURSEMENT	54.99	99 E 800 358 221200 360	05/20/2019
				Totals for DeBroux, Latisha	54.99		
157433	05/20/2019	Detwiler, Dana	0 3/28-4/27/19	RVA INTERNET REIMBURSEMENT	29.99	99 E 800 358 221200 360	05/20/2019
157433	05/20/2019	Detwiler, Dana	0 4/28-5/27/19	RVA INTERNET REIMBURSEMENT	29.99	99 E 800 358 221200 360	05/20/2019
				Totals for Detwiler, Dana	59.98		
157434	05/20/2019	Douglass, Kristen	0 APRIL	RVA INTERNET REIMBURSEMENT	49.95	99 E 800 358 221200 360	05/20/2019
157434	05/20/2019	Douglass, Kristen	0 DECEMBER	RVA INTERNET REIMBURSEMENT	49.95	99 E 800 358 221200 360	05/20/2019

CHECK #	CHECK DATE	VENDOR	PO INVOICE #	DESCRIPTION	CHECK AMOUNT	ACCOUNT	POST DATE
			NUMBER			NUMBER	
157434	05/20/2019	Douglass, Kristen	0 FEBRUARY	RVA INTERNET REIMBURSEMENT	49.95	99 E 800 358 221200 360	05/20/2019
157434	05/20/2019	Douglass, Kristen	0 JANUARY	RVA INTERNET REIMBURSEMENT	49.95	99 E 800 358 221200 360	05/20/2019
157434	05/20/2019	Douglass, Kristen	0 MARCH	RVA INTERNET REIMBURSEMENT	49.95	99 E 800 358 221200 360	05/20/2019
157434	05/20/2019	Douglass, Kristen	0 MAY	RVA INTERNET REIMBURSEMENT	49.95	99 E 800 358 221200 360	05/20/2019
				Totals for Douglass, Kristen	299.70		
157435	05/20/2019	Eiche, Paul	0 4/29-5/28/19	RVA INTERNET REIMBURSEMENT	75.00	99 E 800 358 221200 360	05/20/2019
				Totals for Eiche, Paul	75.00		
157436	05/20/2019	Ekstadt, Amy	0 4/22-5/21/19	RVA INTERNET REIMBURSEMENT	54.99	99 E 800 358 221200 360	05/20/2019
				Totals for Ekstadt, Amy	54.99		
157437	05/20/2019	Elliott, William	0 4/16-5/15/19	RVA INTERNET REIMBURSEMENT	44.99	99 E 800 358 221200 360	05/20/2019
				Totals for Elliott, William	44.99		
157438	05/20/2019	Ellis, Tina	0 4/24-5/23/19	RVA INTERNET REIMBURSEMENT	55.99	99 E 800 358 221200 360	05/20/2019
				Totals for Ellis, Tina	55.99		
157439	05/20/2019	Feit, Ron	0 1/28-2/27/19	RVA INTERNET REIMBURSEMENT	55.25	99 E 800 358 221200 360	05/20/2019
157439	05/20/2019	Feit, Ron	0 2/28-3/27/19	RVA INTERNET REIMBURSEMENT	55.25	99 E 800 358 221200 360	05/20/2019
157439	05/20/2019	Feit, Ron	0 3/28-4/27/19	RVA INTERNET REIMBURSEMENT	55.25	99 E 800 358 221200 360	05/20/2019
				Totals for Feit, Ron	165.75		
157440	05/20/2019	Fernandez-Wagner, Lydia	0 4/26-5/25/19	RVA INTERNET REIMBURSEMENT	54.99	99 E 800 358 221200 360	05/20/2019
				Totals for Fernandez-Wagner, Lydia	54.99		
157441	05/20/2019	Fischer, Tyler	0 4/8-5/7/19	RVA INTERNET REIMBURSEMENT	65.99	99 E 800 358 221200 360	05/20/2019
				Totals for Fischer, Tyler	65.99		
157442	05/20/2019	Fischer, Wendy	0 4/24-5/23/19	RVA INTERNET REIMBURSEMENT	70.00	99 E 800 358 221200 360	05/20/2019
				Totals for Fischer, Wendy	70.00		
157443	05/20/2019	Frey, Jesse	0 2/12-3/11/19	RVA INTERNET REIMBURSEMENT	65.99	99 E 800 358 221200 360	05/20/2019
157443	05/20/2019	Frey, Jesse	0 3/12-4/11/19	RVA INTERNET REIMBURSEMENT	65.99	99 E 800 358 221200 360	05/20/2019
157443	05/20/2019	Frey, Jesse	0 4/12-5/11/19	RVA INTERNET REIMBURSEMENT	65.99	99 E 800 358 221200 360	05/20/2019
				Totals for Frey, Jesse	197.97		
157444	05/20/2019	Garza, Luis	0 1/9-2/8/19	RVA INTERNET REIMBURSEMENT	45.00	99 E 800 358 221200 360	05/20/2019
157444	05/20/2019	Garza, Luis	0 2/9-3/8/19	RVA INTERNET REIMBURSEMENT	45.00	99 E 800 358 221200 360	05/20/2019
157444	05/20/2019	Garza, Luis	0 3/9-4/8/19	RVA INTERNET REIMBURSEMENT	45.00	99 E 800 358 221200 360	05/20/2019
157444	05/20/2019	Garza, Luis	0 4/9-5/8/19	RVA INTERNET REIMBURSEMENT	45.00	99 E 800 358 221200 360	05/20/2019
				Totals for Garza, Luis	180.00		
157445	05/20/2019	Georgeson, Luke	0 MAY	RVA INTERNET REIMBURSEMENT	54.95	99 E 800 358 221200 360	05/20/2019
				Totals for Georgeson, Luke	54.95		
157446	05/20/2019	Gibson, Robert	0 5/2-6/1/19	RVA INTERNET REIMBURSEMENT	65.99	99 E 800 358 221200 360	05/20/2019
				Totals for Gibson, Robert	65.99		
157447	05/20/2019	Gilmour, Joshua	0 4/5-5/4/19	RVA INTERNET REIMBURSEMENT	65.99	99 E 800 358 221200 360	05/20/2019
				Totals for Gilmour, Joshua	65.99		
157448	05/20/2019	Gnewuch, Tena	0 4/13-5/12/19	RVA INTERNET REIMBURSEMENT	51.38	99 E 800 358 221200 360	05/20/2019

CHECK #	CHECK DATE	VENDOR	PO INVOICE #	DESCRIPTION	CHECK AMOUNT	ACCOUNT	POST DATE
			NUMBER			NUMBER	
				Totals for Gnewuch, Tena	51.38		
157449	05/20/2019	Guillen, Rosa	0 3/17-4/16/19	RVA INTERNET REIMBURSEMENT	49.99	99 E 800 358 221200 360	05/20/2019
				Totals for Guillen, Rosa	49.99		
157450	05/20/2019	Hanson, Matt	0 MAY	RVA INTERNET REIMBURSEMENT	55.25	99 E 800 358 221200 360	05/20/2019
				Totals for Hanson, Matt	55.25		
157451	05/20/2019	Herman, Amanda	0 4/28-5/27/19	RVA INTERNET REIMBURSEMENT	55.25	99 E 800 358 221200 360	05/20/2019
				Totals for Herman, Amanda	55.25		
157452	05/20/2019	Hintz, Rashelle	0 4/15-5/14/19	RVA INTERNET REIMBURSEMENT	65.99	99 E 800 358 221200 360	05/20/2019
				Totals for Hintz, Rashelle	65.99		
157453	05/20/2019	Hoepner, Sara	0 2/25-3/24/19	RVA INTERNET REIMBURSEMENT	40.00	99 E 800 358 221200 360	05/20/2019
157453	05/20/2019	Hoepner, Sara	0 3/25-4/24/19	RVA INTERNET REIMBURSEMENT	40.00	99 E 800 358 221200 360	05/20/2019
157453	05/20/2019	Hoepner, Sara	0 4/25-5/24/19	RVA INTERNET REIMBURSEMENT	40.00	99 E 800 358 221200 360	05/20/2019
				Totals for Hoepner, Sara	120.00		
157454	05/20/2019	Hraby, Ryan	0 4/10-5/9/19	RVA INTERNET REIMBURSEMENT	45.25	99 E 800 358 221200 360	05/20/2019
				Totals for Hraby, Ryan	45.25		
157455	05/20/2019	Jackson, Melissa	0 APRIL	RVA INTERNET REIMBURSEMENT	49.95	99 E 800 358 221200 360	05/20/2019
157455	05/20/2019	Jackson, Melissa	0 DECEMBER	RVA INTERNET REIMBURSEMENT	49.95	99 E 800 358 221200 360	05/20/2019
157455	05/20/2019	Jackson, Melissa	0 FEBRUARY	RVA INTERNET REIMBURSEMENT	49.95	99 E 800 358 221200 360	05/20/2019
157455	05/20/2019	Jackson, Melissa	0 JANUARY	RVA INTERNET REIMBURSEMENT	49.95	99 E 800 358 221200 360	05/20/2019
157455	05/20/2019	Jackson, Melissa	0 MARCH	RVA INTERNET REIMBURSEMENT	49.95	99 E 800 358 221200 360	05/20/2019
				Totals for Jackson, Melissa	249.75		
157456	05/20/2019	Keen, Michael JR	0 1/7-2/6/19	RVA INTERNET REIMBURSEMENT	44.99	99 E 800 358 221200 360	05/20/2019
157456	05/20/2019	Keen, Michael JR	0 2/7-3/6/19	RVA INTERNET REIMBURSEMENT	44.99	99 E 800 358 221200 360	05/20/2019
157456	05/20/2019	Keen, Michael JR	0 3/7-4/6/19	RVA INTERNET REIMBURSEMENT	44.99	99 E 800 358 221200 360	05/20/2019
157456	05/20/2019	Keen, Michael JR	0 4/7-5/6/19	RVA INTERNET REIMBURSEMENT	44.99	99 E 800 358 221200 360	05/20/2019
				Totals for Keen, Michael JR	179.96		
157457	05/20/2019	Keim, Sarah	0 4/22-5/22/19	RVA INTERNET REIMBURSEMENT	75.00	99 E 800 358 221200 360	05/20/2019
				Totals for Keim, Sarah	75.00		
157458	05/20/2019	Kennedy, Joshua	0 4/8-5/7/19	RVA INTERNET REIMBURSEMENT	65.99	99 E 800 358 221200 360	05/20/2019
				Totals for Kennedy, Joshua	65.99		
157459	05/20/2019	Kohn, Joseph	0 AUGUST	RVA INTERNET REIMBURSEMENT	75.00	99 E 800 358 221200 360	05/20/2019
157459	05/20/2019	Kohn, Joseph	0 DECEMBER	RVA INTERNET REIMBURSEMENT	75.00	99 E 800 358 221200 360	05/20/2019
157459	05/20/2019	Kohn, Joseph	0 FEBRUARY	RVA INTERNET REIMBURSEMENT	75.00	99 E 800 358 221200 360	05/20/2019
157459	05/20/2019	Kohn, Joseph	0 JANUARY	RVA INTERNET REIMBURSEMENT	75.00	99 E 800 358 221200 360	05/20/2019
157459	05/20/2019	Kohn, Joseph	0 JULY	RVA INTERNET REIMBURSEMENT	75.00	99 E 800 358 221200 360	05/20/2019
157459	05/20/2019	Kohn, Joseph	0 MARCH	RVA INTERNET REIMBURSEMENT	75.00	99 E 800 358 221200 360	05/20/2019
				Totals for Kohn, Joseph	450.00		
157460	05/20/2019	Kraus, Patrick	0 4-28-5/27/19	RVA INTERNET REIMBURSEMENT	40.25	99 E 800 358 221200 360	05/20/2019
				Totals for Kraus, Patrick	40.25		

CHECK #	CHECK DATE	VENDOR	PO INVOICE #	DESCRIPTION	CHECK AMOUNT	ACCOUNT	POST DATE
			NUMBER			NUMBER	
157461	05/20/2019	Kremer, Brenda	0 APRIL	RVA INTERNET REIMBURSEMENT	59.99	99 E 800 358 221200 360	05/20/2019
157461	05/20/2019	Kremer, Brenda	0 JUNE	RVA INTERNET REIMBURSEMENT	59.99	99 E 800 358 221200 360	05/20/2019
157461	05/20/2019	Kremer, Brenda	0 MARCH	RVA INTERNET REIMBURSEMENT	59.99	99 E 800 358 221200 360	05/20/2019
157461	05/20/2019	Kremer, Brenda	0 MAY	RVA INTERNET REIMBURSEMENT	59.99	99 E 800 358 221200 360	05/20/2019
				Totals for Kremer, Brenda	239.96		
157462	05/20/2019	Kroening, Josh	0 4/7-5/6/19	RVA INTERNET REIMBURSEMENT	65.99	99 E 800 358 221200 360	05/20/2019
				Totals for Kroening, Josh	65.99		
157463	05/20/2019	Kuchera, Cassandra	0 MAY	RVA INTERNET REIMBURSEMENT	59.99	99 E 800 358 221200 360	05/20/2019
				Totals for Kuchera, Cassandra	59.99		
157464	05/20/2019	Kuhn, Joel	0 4/11-5/10/19	RVA INTERNET REIMBURSEMENT	45.00	99 E 800 358 221200 360	05/20/2019
				Totals for Kuhn, Joel	45.00		
157465	05/20/2019	Langjahr, Kay	0 4/9-5/8/19	RVA INTERNET REIMBURSEMENT	59.99	99 E 800 358 221200 360	05/20/2019
				Totals for Langjahr, Kay	59.99		
157466	05/20/2019	Larson, Barbara	0 3/13-4/12/19	RVA INTERNET REIMBURSEMENT	54.99	99 E 800 358 221200 360	05/20/2019
157466	05/20/2019	Larson, Barbara	0 4/13-5/12/19	RVA INTERNET REIMBURSEMENT	54.99	99 E 800 358 221200 360	05/20/2019
				Totals for Larson, Barbara	109.98		
157467	05/20/2019	Leffel, Stacy	0 APRIL	RVA INTERNET REIMBURSEMENT	49.99	99 E 800 358 221200 360	05/20/2019
157467	05/20/2019	Leffel, Stacy	0 MAY	RVA INTERNET REIMBURSEMENT	49.99	99 E 800 358 221200 360	05/20/2019
				Totals for Leffel, Stacy	99.98		
157468	05/20/2019	Leischer, Tabitha	0 APRIL	RVA INTERNET REIMBURSEMENT	70.99	99 E 800 358 221200 360	05/20/2019
157468	05/20/2019	Leischer, Tabitha	0 DECEMBER	RVA INTERNET REIMBURSEMENT	70.99	99 E 800 358 221200 360	05/20/2019
157468	05/20/2019	Leischer, Tabitha	0 FEBRUARY	RVA INTERNET REIMBURSEMENT	70.99	99 E 800 358 221200 360	05/20/2019
157468	05/20/2019	Leischer, Tabitha	0 JANUARY	RVA INTERNET REIMBURSEMENT	70.99	99 E 800 358 221200 360	05/20/2019
157468	05/20/2019	Leischer, Tabitha	0 MARCH	RVA INTERNET REIMBURSEMENT	70.99	99 E 800 358 221200 360	05/20/2019
				Totals for Leischer, Tabitha	354.95		
157469	05/20/2019	Luke, Justin	0 4/18-5/17/19	RVA INTERNET REIMBURSEMENT	30.00	99 E 800 358 221200 360	05/20/2019
				Totals for Luke, Justin	30.00		
157470	05/20/2019	Mackie, Georgann	0 3/12-4/11/19	RVA INTERNET REIMBURSEMENT	19.99	99 E 800 358 221200 360	05/20/2019
157470	05/20/2019	Mackie, Georgann	0 4/12-5/11/19	RVA INTERNET REIMBURSEMENT	19.99	99 E 800 358 221200 360	05/20/2019
				Totals for Mackie, Georgann	39.98		
157471	05/20/2019	Maki, Mark	0 5/1-6/1/19	RVA INTERNET REIMBURSEMENT	48.95	99 E 800 358 221200 360	05/20/2019
				Totals for Maki, Mark	48.95		
157472	05/20/2019	Mann, Rebecca	0 4/12-5/11/19	RVA INTERNET REIMBURSEMENT	50.00	99 E 800 358 221200 360	05/20/2019
				Totals for Mann, Rebecca	50.00		
157473	05/20/2019	Mattice, Eric	0 MAY	RVA INTERNET REIMBURSEMENT	49.95	99 E 800 358 221200 360	05/20/2019
				Totals for Mattice, Eric	49.95		
157474	05/20/2019	Micheli, Anthony	0 1/21-2/20/19	RVA INTERNET REIMBURSEMENT	45.00	99 E 800 358 221200 360	05/20/2019
157474	05/20/2019	Micheli, Anthony	0 4/21-5/20/19	RVA INTERNET REIMBURSEMENT	45.00	99 E 800 358 221200 360	05/20/2019
				Totals for Micheli, Anthony	90.00		

CHECK #	CHECK DATE	VENDOR	PO INVOICE #	DESCRIPTION	CHECK AMOUNT	ACCOUNT	POST DATE
			NUMBER			NUMBER	
157475	05/20/2019	Miller, Duane	0 MAY	RVA INTERNET REIMBURSEMENT	75.00	99 E 800 358 221200 360	05/20/2019
				Totals for Miller, Duane	75.00		
157476	05/20/2019	Moeller, Leslie	0 3/28-4/27/19	RVA INTERNET REIMBURSEMENT	40.25	99 E 800 358 221200 360	05/20/2019
				Totals for Moeller, Leslie	40.25		
157477	05/20/2019	Moore, Marianne	0 MAY	RVA INTERNET REIMBURSEMENT	69.99	99 E 800 358 221200 360	05/20/2019
				Totals for Moore, Marianne	69.99		
157478	05/20/2019	Moser, Jamie	0 APRIL	RVA INTERNET REIMBURSEMENT	69.99	99 E 800 358 221200 360	05/20/2019
				Totals for Moser, Jamie	69.99		
157479	05/20/2019	Mundt, David	0 MAY	RVA INTERNET REIMBURSEMENT	41.00	99 E 800 358 221200 360	05/20/2019
				Totals for Mundt, David	41.00		
157480	05/20/2019	Neidlein-Edgerton, Hollie	0 MAY	RVA INTERNET REIMBURSEMENT	75.00	99 E 800 358 221200 360	05/20/2019
				Totals for Neidlein-Edgerton, Hollie	75.00		
157481	05/20/2019	Nelson, Janet	0 MAY	RVA INTERNET REIMBURSEMENT	39.95	99 E 800 358 221200 360	05/20/2019
				Totals for Nelson, Janet	39.95		
157482	05/20/2019	Neubauer, Roxann M	0 4/28-5/27/19	RVA INTERNET REIMBURSEMENT	34.99	99 E 800 358 221200 360	05/20/2019
				Totals for Neubauer, Roxann M	34.99		
157483	05/20/2019	Nikolay, Ben	0 MAY	RVA INTERNET REIMBURSEMENT	39.95	99 E 800 358 221200 360	05/20/2019
				Totals for Nikolay, Ben	39.95		
157484	05/20/2019	Nikolaus, Charlone	0 4/12-5/11/19	RVA INTERNET REIMBURSEMENT	65.00	99 E 800 358 221200 360	05/20/2019
				Totals for Nikolaus, Charlone	65.00		
157485	05/20/2019	Nikolai, Cody	0 1/9-2/8/19	RVA INTERNET REIMBURSEMENT	65.99	99 E 800 358 221200 360	05/20/2019
157485	05/20/2019	Nikolai, Cody	0 12/9/18-1/8/19	RVA INTERNET REIMBURSEMENT	65.99	99 E 800 358 221200 360	05/20/2019
157485	05/20/2019	Nikolai, Cody	0 2/9-3/8/19	RVA INTERNET REIMBURSEMENT	65.99	99 E 800 358 221200 360	05/20/2019
157485	05/20/2019	Nikolai, Cody	0 3/9-4/8/19	RVA INTERNET REIMBURSEMENT	65.99	99 E 800 358 221200 360	05/20/2019
157485	05/20/2019	Nikolai, Cody	0 4/9-5/8/19	RVA INTERNET REIMBURSEMENT	65.99	99 E 800 358 221200 360	05/20/2019
				Totals for Nikolai, Cody	329.95		
157486	05/20/2019	Nowack, Robert	0 1/20-2/19/19	RVA INTERNET REIMBURSEMENT	49.99	99 E 800 358 221200 360	05/20/2019
157486	05/20/2019	Nowack, Robert	0 10/20-11/19/18	RVA INTERNET REIMBURSEMENT	49.99	99 E 800 358 221200 360	05/20/2019
157486	05/20/2019	Nowack, Robert	0 11/20-12/19/18	RVA INTERNET REIMBURSEMENT	49.99	99 E 800 358 221200 360	05/20/2019
157486	05/20/2019	Nowack, Robert	0 12/20/18-1/19/19	RVA INTERNET REIMBURSEMENT	49.99	99 E 800 358 221200 360	05/20/2019
157486	05/20/2019	Nowack, Robert	0 2/20-3/19/19	RVA INTERNET REIMBURSEMENT	45.99	99 E 800 358 221200 360	05/20/2019
157486	05/20/2019	Nowack, Robert	0 3/20-4/19/19	RVA INTERNET REIMBURSEMENT	45.99	99 E 800 358 221200 360	05/20/2019
157486	05/20/2019	Nowack, Robert	0 4/20-5/19/19	RVA INTERNET REIMBURSEMENT	45.99	99 E 800 358 221200 360	05/20/2019
157486	05/20/2019	Nowack, Robert	0 7/20-8/19/18	RVA INTERNET REIMBURSEMENT	44.99	99 E 800 358 221200 360	05/20/2019
157486	05/20/2019	Nowack, Robert	0 8/20-9/19/18	RVA INTERNET REIMBURSEMENT	44.99	99 E 800 358 221200 360	05/20/2019
157486	05/20/2019	Nowack, Robert	0 9/20-10/19/18	RVA INTERNET REIMBURSEMENT	49.99	99 E 800 358 221200 360	05/20/2019
				Totals for Nowack, Robert	477.90		
157487	05/20/2019	Olson, Nathan	0 MAY	RVA INTERNET REIMBURSEMENT	44.95	99 E 800 358 221200 360	05/20/2019
				Totals for Olson, Nathan	44.95		

CHECK #	CHECK DATE	VENDOR	PO INVOICE #	DESCRIPTION	CHECK AMOUNT	ACCOUNT	POST DATE
			NUMBER			NUMBER	
157488	05/20/2019	Olszewski, Kris	0 4/22-5/21/19	RVA INTERNET REIMBURSEMENT	75.00	99 E 800 358 221200 360	05/20/2019
				Totals for Olszewski, Kris	75.00		
157489	05/20/2019	Osborn, Nathan	0 APRIL	RVA INTERNET REIMBURSEMENT	65.99	99 E 800 358 221200 360	05/20/2019
157489	05/20/2019	Osborn, Nathan	0 FEBRUARY	RVA INTERNET REIMBURSEMENT	65.99	99 E 800 358 221200 360	05/20/2019
157489	05/20/2019	Osborn, Nathan	0 MARCH	RVA INTERNET REIMBURSEMENT	65.99	99 E 800 358 221200 360	05/20/2019
157489	05/20/2019	Osborn, Nathan	0 MAY	RVA INTERNET REIMBURSEMENT	65.99	99 E 800 358 221200 360	05/20/2019
				Totals for Osborn, Nathan	263.96		
157490	05/20/2019	Painter, Alison	0 10/22-11/21/18	RVA INTERNET REIMBURSEMENT	59.20	99 E 800 358 221200 360	05/20/2019
157490	05/20/2019	Painter, Alison	0 2/22-3/21/19	RVA INTERNET REIMBURSEMENT	60.20	99 E 800 358 221200 360	05/20/2019
157490	05/20/2019	Painter, Alison	0 3/22-4/21/19	RVA INTERNET REIMBURSEMENT	60.20	99 E 800 358 221200 360	05/20/2019
157490	05/20/2019	Painter, Alison	0 4/22-5/21/19	RVA INTERNET REIMBURSEMENT	60.20	99 E 800 358 221200 360	05/20/2019
				Totals for Painter, Alison	239.80		
157491	05/20/2019	Pavek, Travis	0 4/25-5/24/19	RVA INTERNET REIMBURSEMENT	65.99	99 E 800 358 221200 360	05/20/2019
				Totals for Pavek, Travis	65.99		
157492	05/20/2019	Peterson, Lynn	0 10/28-11/27/18	RVA INTERNET REIMBURSEMENT	45.00	99 E 800 358 221200 360	05/20/2019
157492	05/20/2019	Peterson, Lynn	0 9/28-10/27/18	RVA INTERNET REIMBURSEMENT	45.00	99 E 800 358 221200 360	05/20/2019
				Totals for Peterson, Lynn	90.00		
157493	05/20/2019	Pierce, Benjamin	0 MAY	RVA INTERNET REIMBURSEMENT	59.95	99 E 800 358 221200 360	05/20/2019
				Totals for Pierce, Benjamin	59.95		
157494	05/20/2019	Porter, Charity	0 4/10-5/9/19	RVA INTERNET REIMBURSEMENT	70.99	99 E 800 358 221200 360	05/20/2019
				Totals for Porter, Charity	70.99		
157495	05/20/2019	Potter, Paul	0 1/21-2/20/19	RVA INTERNET REIMBURSEMENT	40.50	99 E 800 358 221200 360	05/20/2019
157495	05/20/2019	Potter, Paul	0 10/21-11/20/18	RVA INTERNET REIMBURSEMENT	40.50	99 E 800 358 221200 360	05/20/2019
157495	05/20/2019	Potter, Paul	0 11/21-12/20/18	RVA INTERNET REIMBURSEMENT	40.50	99 E 800 358 221200 360	05/20/2019
157495	05/20/2019	Potter, Paul	0 12/21/18-1/20/19	RVA INTERNET REIMBURSEMENT	40.50	99 E 800 358 221200 360	05/20/2019
157495	05/20/2019	Potter, Paul	0 2/21-3/20/19	RVA INTERNET REIMBURSEMENT	40.50	99 E 800 358 221200 360	05/20/2019
157495	05/20/2019	Potter, Paul	0 3/21-4/20/19	RVA INTERNET REIMBURSEMENT	40.50	99 E 800 358 221200 360	05/20/2019
157495	05/20/2019	Potter, Paul	0 4/21-5/20/19	RVA INTERNET REIMBURSEMENT	40.50	99 E 800 358 221200 360	05/20/2019
157495	05/20/2019	Potter, Paul	0 8/21-9/20/18	RVA INTERNET REIMBURSEMENT	40.50	99 E 800 358 221200 360	05/20/2019
157495	05/20/2019	Potter, Paul	0 9/21-10/20/18	RVA INTERNET REIMBURSEMENT	40.50	99 E 800 358 221200 360	05/20/2019
				Totals for Potter, Paul	364.50		
157496	05/20/2019	Powell, Tera	0 4/17-5/16/19	RVA INTERNET REIMBURSEMENT	70.99	99 E 800 358 221200 360	05/20/2019
				Totals for Powell, Tera	70.99		
157497	05/20/2019	Prise-Bernette, Alison	0 2/21-3/20/19	RVA INTERNET REIMBURSEMENT	70.99	99 E 800 358 221200 360	05/20/2019
157497	05/20/2019	Prise-Bernette, Alison	0 4/21--5/20/19	RVA INTERNET REIMBURSEMENT	70.99	99 E 800 358 221200 360	05/20/2019
				Totals for Prise-Bernette, Alison	141.98		
157498	05/20/2019	Prusinski, Jerry	0 APRIL	RVA INTERNET REIMBURSEMENT	64.99	99 E 800 358 221200 360	05/20/2019
157498	05/20/2019	Prusinski, Jerry	0 MAY	RVA INTERNET REIMBURSEMENT	64.99	99 E 800 358 221200 360	05/20/2019
				Totals for Prusinski, Jerry	129.98		

CHECK #	CHECK DATE	VENDOR	PO INVOICE #	DESCRIPTION	CHECK AMOUNT	ACCOUNT	POST DATE
			NUMBER			NUMBER	
157499	05/20/2019	Reinart, Melissa	0 4/22-30/19	RVA INTERNET REIMBURSEMENT	17.99	99 E 800 358 221200 360	05/20/2019
157499	05/20/2019	Reinart, Melissa	0 MAY	RVA INTERNET REIMBURSEMENT	54.95	99 E 800 358 221200 360	05/20/2019
				Totals for Reinart, Melissa	72.94		
157500	05/20/2019	Roberts, Rebecca	0 1/5-2/4/19	RVA INTERNET REIMBURSEMENT	65.99	99 E 800 358 221200 360	05/20/2019
157500	05/20/2019	Roberts, Rebecca	0 2/5-3/4/19	RVA INTERNET REIMBURSEMENT	65.99	99 E 800 358 221200 360	05/20/2019
157500	05/20/2019	Roberts, Rebecca	0 3/5-4/4/19	RVA INTERNET REIMBURSEMENT	65.99	99 E 800 358 221200 360	05/20/2019
157500	05/20/2019	Roberts, Rebecca	0 4/5-5/4/19	RVA INTERNET REIMBURSEMENT	65.99	99 E 800 358 221200 360	05/20/2019
				Totals for Roberts, Rebecca	263.96		
157501	05/20/2019	Schifelbine, Casey	0 4/10-5/9/19	RVA INTERNET REIMBURSEMENT	65.99	99 E 800 358 221200 360	05/20/2019
				Totals for Schifelbine, Casey	65.99		
157502	05/20/2019	Schmidt, Jeffrey	0 4/25-5/24/19	RVA INTERNET REIMBURSEMENT	70.99	99 E 800 358 221200 360	05/20/2019
				Totals for Schmidt, Jeffrey	70.99		
157503	05/20/2019	Schmidt, Mark	0 MAY	RVA INTERNET REIMBURSEMENT	39.95	99 E 800 358 221200 360	05/20/2019
				Totals for Schmidt, Mark	39.95		
157504	05/20/2019	Schneebeli, Lisa	0 4/25-5/24/19	RVA INTERNET REIMBURSEMENT	64.99	99 E 800 358 221200 360	05/20/2019
				Totals for Schneebeli, Lisa	64.99		
157505	05/20/2019	Schroeder, Jessie	0 4/25-5/24/19	RVA INTERNET REIMBURSEMENT	70.99	99 E 800 358 221200 360	05/20/2019
				Totals for Schroeder, Jessie	70.99		
157506	05/20/2019	Schultz, Melissa	0 2/28-3/27/19	RVA INTERNET REIMBURSEMENT	64.99	99 E 800 358 221200 360	05/20/2019
157506	05/20/2019	Schultz, Melissa	0 3/28-4/27/19	RVA INTERNET REIMBURSEMENT	64.99	99 E 800 358 221200 360	05/20/2019
157506	05/20/2019	Schultz, Melissa	0 4/28-5/27/19	RVA INTERNET REIMBURSEMENT	64.99	99 E 800 358 221200 360	05/20/2019
				Totals for Schultz, Melissa	194.97		
157507	05/20/2019	Schultz, Pete	0 APRIL	RVA INTERNET REIMBURSEMENT	59.99	99 E 800 358 221200 360	05/20/2019
157507	05/20/2019	Schultz, Pete	0 MAY	RVA INTERNET REIMBURSEMENT	59.99	99 E 800 358 221200 360	05/20/2019
				Totals for Schultz, Pete	119.98		
157508	05/20/2019	Schumacher, Alicia	0 4/22-5/21/19	RVA INTERNET REIMBURSEMENT	55.20	99 E 800 358 221200 360	05/20/2019
				Totals for Schumacher, Alicia	55.20		
157509	05/20/2019	Schwanz, Luke	0 4/5-30/19	RVA INTERNET REIMBURSEMENT	60.67	99 E 800 358 221200 360	05/20/2019
157509	05/20/2019	Schwanz, Luke	0 MAY	RVA INTERNET REIMBURSEMENT	70.00	99 E 800 358 221200 360	05/20/2019
				Totals for Schwanz, Luke	130.67		
157510	05/20/2019	Shaner, Doddie	0 3/2-4/1/19	RVA INTERNET REIMBURSEMENT	19.99	99 E 800 358 221200 360	05/20/2019
				Totals for Shaner, Doddie	19.99		
157511	05/20/2019	Shikoski, Stephanie	0 4/19-5/18/19	RVA INTERNET REIMBURSEMENT	70.99	99 E 800 358 221200 360	05/20/2019
				Totals for Shikoski, Stephanie	70.99		
157512	05/20/2019	Snyder, Caleb	0 APRIL	RVA INTERNET REIMBURSEMENT	75.00	99 E 800 358 221200 360	05/20/2019
157512	05/20/2019	Snyder, Caleb	0 DECEMBER	RVA INTERNET REIMBURSEMENT	75.00	99 E 800 358 221200 360	05/20/2019
157512	05/20/2019	Snyder, Caleb	0 FEBRUARY	RVA INTERNET REIMBURSEMENT	75.00	99 E 800 358 221200 360	05/20/2019
157512	05/20/2019	Snyder, Caleb	0 JANUARY	RVA INTERNET REIMBURSEMENT	75.00	99 E 800 358 221200 360	05/20/2019
157512	05/20/2019	Snyder, Caleb	0 MARCH	RVA INTERNET REIMBURSEMENT	75.00	99 E 800 358 221200 360	05/20/2019

CHECK #	CHECK DATE	VENDOR	PO INVOICE #	DESCRIPTION	CHECK AMOUNT	ACCOUNT	POST DATE
			NUMBER			NUMBER	
157512	05/20/2019	Snyder, Caleb	0 MAY	RVA INTERNET REIMBURSEMENT	75.00	99 E 800 358 221200 360	05/20/2019
157512	05/20/2019	Snyder, Caleb	0 NOVEMBER	RVA INTERNET REIMBURSEMENT	75.00	99 E 800 358 221200 360	05/20/2019
				Totals for Snyder, Caleb	525.00		
157513	05/20/2019	Spoores, Kyle	0 1/11-2/10/19	RVA INTERNET REIMBURSEMENT	34.99	99 E 800 358 221200 360	05/20/2019
157513	05/20/2019	Spoores, Kyle	0 10/11-11/10/18	RVA INTERNET REIMBURSEMENT	34.99	99 E 800 358 221200 360	05/20/2019
157513	05/20/2019	Spoores, Kyle	0 11/11-12/10/18	RVA INTERNET REIMBURSEMENT	34.99	99 E 800 358 221200 360	05/20/2019
157513	05/20/2019	Spoores, Kyle	0 12/11/18-1/10/19	RVA INTERNET REIMBURSEMENT	34.99	99 E 800 358 221200 360	05/20/2019
157513	05/20/2019	Spoores, Kyle	0 2/11-3/10/19	RVA INTERNET REIMBURSEMENT	34.99	99 E 800 358 221200 360	05/20/2019
157513	05/20/2019	Spoores, Kyle	0 3/11-4/10/19	RVA INTERNET REIMBURSEMENT	34.99	99 E 800 358 221200 360	05/20/2019
157513	05/20/2019	Spoores, Kyle	0 4/11-5/10/19	RVA INTERNET REIMBURSEMENT	34.99	99 E 800 358 221200 360	05/20/2019
157513	05/20/2019	Spoores, Kyle	0 8/17-9/10/18	RVA INTERNET REIMBURSEMENT	28.25	99 E 800 358 221200 360	05/20/2019
				(SCHROEDER) - PRORATED FROM DATE OF ENROLLMENT			
157513	05/20/2019	Spoores, Kyle	0 9/11-10/10/18	RVA INTERNET REIMBURSEMENT	34.99	99 E 800 358 221200 360	05/20/2019
				Totals for Spoores, Kyle	308.17		
157514	05/20/2019	Stamm, Lori	0 2/4-3/3/19	RVA INTERNET REIMBURSEMENT	75.00	99 E 800 358 221200 360	05/20/2019
157514	05/20/2019	Stamm, Lori	0 3/4-4/3/19	RVA INTERNET REIMBURSEMENT	75.00	99 E 800 358 221200 360	05/20/2019
157514	05/20/2019	Stamm, Lori	0 4/4-5/3/19	RVA INTERNET REIMBURSEMENT	75.00	99 E 800 358 221200 360	05/20/2019
				Totals for Stamm, Lori	225.00		
157515	05/20/2019	Starr, Daniel	0 4/15-5/14/19	RVA INTERNET REIMBURSEMENT	65.99	99 E 800 358 221200 360	05/20/2019
				Totals for Starr, Daniel	65.99		
157516	05/20/2019	Stoltenow, Jeff	0 4/18-5/17/19	RVA INTERNET REIMBURSEMENT	69.99	99 E 800 358 221200 360	05/20/2019
				Totals for Stoltenow, Jeff	69.99		
157517	05/20/2019	Stone, James	0 4/1-3/19	RVA INTERNET REIMBURSEMENT-PRORATED FROM DATE OF ENROLLMENT	4.29	99 E 800 358 221200 360	05/20/2019
157517	05/20/2019	Stone, James	0 4/4-5/1/19	RVA INTERNET REIMBURSEMENT	49.95	99 E 800 358 221200 360	05/20/2019
157517	05/20/2019	Stone, James	0 5/2-6/5/19	RVA INTERNET REIMBURSEMENT	49.95	99 E 800 358 221200 360	05/20/2019
				Totals for Stone, James	104.19		
157518	05/20/2019	Strey, Adam	0 MAY	RVA INTERNET REIMBURSEMENT	64.99	99 E 800 358 221200 360	05/20/2019
				Totals for Strey, Adam	64.99		
157519	05/20/2019	Sullenger, Corey	0 APRIL	RVA INTERNET REIMBURSEMENT	49.99	99 E 800 358 221200 360	05/20/2019
157519	05/20/2019	Sullenger, Corey	0 DECEMBER	RVA INTERNET REIMBURSEMENT	49.99	99 E 800 358 221200 360	05/20/2019
157519	05/20/2019	Sullenger, Corey	0 FEBRUARY	RVA INTERNET REIMBURSEMENT	49.99	99 E 800 358 221200 360	05/20/2019
157519	05/20/2019	Sullenger, Corey	0 JANUARY	RVA INTERNET REIMBURSEMENT	49.99	99 E 800 358 221200 360	05/20/2019
157519	05/20/2019	Sullenger, Corey	0 MARCH	RVA INTERNET REIMBURSEMENT	49.99	99 E 800 358 221200 360	05/20/2019
157519	05/20/2019	Sullenger, Corey	0 MAY	RVA INTERNET REIMBURSEMENT	49.99	99 E 800 358 221200 360	05/20/2019
157519	05/20/2019	Sullenger, Corey	0 NOVEMBER	RVA INTERNET REIMBURSEMENT	49.99	99 E 800 358 221200 360	05/20/2019
157519	05/20/2019	Sullenger, Corey	0 OCTOBER	RVA INTERNET REIMBURSEMENT	49.99	99 E 800 358 221200 360	05/20/2019

CHECK #	CHECK DATE	VENDOR	PO INVOICE #	DESCRIPTION	CHECK AMOUNT	ACCOUNT	POST DATE
			NUMBER			NUMBER	
157519	05/20/2019	Sullenger, Corey	0 SEPTEMBER	RVA INTERNET REIMBURSEMENT	49.99	99 E 800 358 221200 360	05/20/2019
				Totals for Sullenger, Corey	449.91		
157520	05/20/2019	Syverson, Raymond	0 4/25-5/24/19	RVA INTERNET REIMBURSEMENT	70.99	99 E 800 358 221200 360	05/20/2019
				Totals for Syverson, Raymond	70.99		
157521	05/20/2019	Thayer, Steve	0 4/15-5/15/19	RVA INTERNET REIMBURSEMENT	59.99	99 E 800 358 221200 360	05/20/2019
				Totals for Thayer, Steve	59.99		
157522	05/20/2019	Thompson, Jared	0 4/11-5/10/19	RVA INTERNET REIMBURSEMENT	65.99	99 E 800 358 221200 360	05/20/2019
				Totals for Thompson, Jared	65.99		
157523	05/20/2019	Urban, Kurt	0 4/20-5/19/19	RVA INTERNET REIMBURSEMENT	49.99	99 E 800 358 221200 360	05/20/2019
				Totals for Urban, Kurt	49.99		
157524	05/20/2019	Waldera, Elizabeth	0 3/15-4/14/19	RVA INTERNET REIMBURSEMENT	45.00	99 E 800 358 221200 360	05/20/2019
157524	05/20/2019	Waldera, Elizabeth	0 4/15-5/14/19	RVA INTERNET REIMBURSEMENT	45.00	99 E 800 358 221200 360	05/20/2019
				Totals for Waldera, Elizabeth	90.00		
157525	05/20/2019	Weich, Todd	0 MAY	RVA INTERNET REIMBURSEMENT	64.99	99 E 800 358 221200 360	05/20/2019
				Totals for Weich, Todd	64.99		
157526	05/20/2019	Wilson, Rebecca	0 4/17-5/16/19	RVA INTERNET REIMBURSEMENT	70.00	99 E 800 358 221200 360	05/20/2019
				Totals for Wilson, Rebecca	70.00		
157527	05/20/2019	Winkel, Scott	0 4/22-5/21/19	RVA INTERNET REIMBURSEMENT	45.25	99 E 800 358 221200 360	05/20/2019
				Totals for Winkel, Scott	45.25		
157528	05/20/2019	Woelfel, Kyle	0 APRIL	RVA INTERNET REIMBURSEMENT	42.95	99 E 800 358 221200 360	05/20/2019
157528	05/20/2019	Woelfel, Kyle	0 DECEMBER	RVA INTERNET REIMBURSEMENT	42.95	99 E 800 358 221200 360	05/20/2019
157528	05/20/2019	Woelfel, Kyle	0 FEBRUARY	RVA INTERNET REIMBURSEMENT	42.95	99 E 800 358 221200 360	05/20/2019
157528	05/20/2019	Woelfel, Kyle	0 JANUARY	RVA INTERNET REIMBURSEMENT	42.95	99 E 800 358 221200 360	05/20/2019
157528	05/20/2019	Woelfel, Kyle	0 MARCH	RVA INTERNET REIMBURSEMENT	42.95	99 E 800 358 221200 360	05/20/2019
157528	05/20/2019	Woelfel, Kyle	0 NOVEMBER	RVA INTERNET REIMBURSEMENT	42.95	99 E 800 358 221200 360	05/20/2019
157528	05/20/2019	Woelfel, Kyle	0 OCTOBER	RVA INTERNET REIMBURSEMENT	42.95	99 E 800 358 221200 360	05/20/2019
157528	05/20/2019	Woelfel, Kyle	0 SEPTEMBER	RVA INTERNET REIMBURSEMENT	42.95	99 E 800 358 221200 360	05/20/2019
				Totals for Woelfel, Kyle	343.60		
157529	05/20/2019	Young, Jessica	0 APRIL	RVA INTERNET REIMBURSEMENT	50.00	99 E 800 358 221200 360	05/20/2019
157529	05/20/2019	Young, Jessica	0 MARCH	RVA INTERNET REIMBURSEMENT	50.00	99 E 800 358 221200 360	05/20/2019
				Totals for Young, Jessica	100.00		
157530	05/20/2019	Zickert, Cory	0 4/24-5/23/19	RVA INTERNET REIMBURSEMENT	59.99	99 E 800 358 221200 360	05/20/2019
				Totals for Zickert, Cory	59.99		
157531	05/20/2019	Zillmer, Robin	0 4/9-5/8/19	RVA INTERNET REIMBURSEMENT	65.99	99 E 800 358 221200 360	05/20/2019
				Totals for Zillmer, Robin	65.99		
157532	05/20/2019	Zodrow - McElroy, Lisa	0 3/21-4/20/19	RVA INTERNET REIMBURSEMENT	55.00	99 E 800 358 221200 360	05/20/2019
157532	05/20/2019	Zodrow - McElroy, Lisa	0 4/21-5/20/19	RVA INTERNET REIMBURSEMENT	55.00	99 E 800 358 221200 360	05/20/2019
				Totals for Zodrow - McElroy, Lisa	110.00		

CHECK #	CHECK DATE	VENDOR	PO INVOICE #	DESCRIPTION	CHECK AMOUNT	ACCOUNT	POST DATE
			NUMBER			NUMBER	
Totals for checks					1,921,346.73		

FUND SUMMARY

<u>FUND</u>	<u>DESCRIPTION</u>	<u>BALANCE SHEET</u>	<u>REVENUE</u>	<u>EXPENSE</u>	<u>TOTAL</u>
10	GENERAL FUND	1,218,447.68	0.00	286,371.43	1,504,819.11
21	GIFT FUND	0.00	20,000.00	6,714.91	26,714.91
27	SPECIAL EDUCATION FUND	101,275.34	0.00	26,755.27	128,030.61
50	FOOD SERVICE FUND	68,625.65	0.00	3,888.61	72,514.26
72	PRIVATE PURPOSE (SCHOLARSHIPS)	0.00	0.00	1,250.00	1,250.00
80	COMMUNITY SERVICE FUND	0.00	0.00	11,145.87	11,145.87
99	OTHER PKG/COOP PROGRAM FUNDS	48,722.13	0.00	128,149.84	176,871.97
***	Fund Summary Totals ***	1,437,070.80	20,000.00	464,275.93	1,921,346.73

***** End of report *****

MEDFORD AREA PUBLIC SCHOOL DISTRICT

AGENCY FUND

APRIL 2019

The Board of Education approves the following checks for payment and receipts:

MEDFORD AREA SENIOR HIGH SCHOOL

Checks	#30038-30048		Totaling	\$ 4,999.30
Receipts	#6459-6476	+Interest & Credit Card	Totaling	\$ 10,163.52

MEDFORD AREA PUBLIC SCHOOL DISTRICT
MASH BALANCE SHEET REPORT (Date: 4/2019)

ACCOUNT NUMBER	FUNCTION	BEGINNING BALANCE	April 2018-19 ACTIVITY	YTD ACTIVITY	ENDING BALANCE
60 A 000 000 711109 000	CASH ON DEPOSIT - MASH	50420.45	5164.22	21396.04	71816.49
60 A 000 000 711219 000	PETTY CASH - MASH	340.00	0.00	0.00	340.00
60 A 000 000 712209 000	STATE INVESTMENT POOL - MASH	50363.85	104.80	960.60	51324.45
60 A 000 000 713309 000	INTEREST RECEIVABLE	0.00	0.00	0.00	0.00
60 A --- --- --- ---	*Asset	101124.30	5269.02	22356.64	123480.94
60 L 000 000 812109 000	DUE TO GENERAL FUND	0.00	0.00	0.00	0.00
60 L 000 000 814402 000	ANNUAL	1.00CR	0.00	0.00	1.00CR
60 L 000 000 814403 000	ART CLUB	2923.62CR	777.00	1554.61	1369.01CR
60 L 000 000 814404 000	ART RESALE	1511.39CR	0.00	863.78CR	2375.17CR
60 L 000 000 814415 000	CANDY MACHINES	0.00	0.00	0.00	0.00
60 L 000 000 814419 000	CHESS CLUB	65.80CR	0.00	0.00	65.80CR
60 L 000 000 814422 000	CHOIR	0.00	0.00	0.00	0.00
60 L 000 000 814423 000	CLASS OF 2016	0.00	0.00	0.00	0.00
60 L 000 000 814424 000	CLASS OF 2017	1524.30CR	0.00	0.00	1524.30CR
60 L 000 000 814425 000	CLASS OF 2018	292.77CR	0.00	0.00	292.77CR
60 L 000 000 814426 000	CLASS OF 2019	3028.26CR	0.00	369.66	2658.60CR
60 L 000 000 814427 000	CLASS OF 2020	276.47CR	3271.89CR	3231.92CR	3508.39CR
60 L 000 000 814428 000	CLASS OF 2021	14.12	0.00	113.59CR	99.47CR
60 L 000 000 814429 000	CLASS OF 2022	0.00	0.00	123.13CR	123.13CR
60 L 000 000 814430 000	CLASS OF 2013	0.00	0.00	0.00	0.00
60 L 000 000 814431 000	CLASS OF 2014	0.00	0.00	0.00	0.00
60 L 000 000 814432 000	CLASS OF 2015	0.00	0.00	0.00	0.00
60 L 000 000 814433 000	DANCE COMMITTEE	1309.00CR	0.00	1309.00	0.00
60 L 000 000 814437 000	DRAMA CLUB	11744.06CR	0.00	1338.67CR	13082.73CR
60 L 000 000 814441 000	HISTORY CLUB	8286.65CR	0.00	2088.99CR	10375.64CR
60 L 000 000 814442 000	FRENCH TRIP	5387.97CR	0.00	3.57	5384.40CR
60 L 000 000 814452 000	INTEREST	2409.27CR	136.03CR	1230.80CR	3640.07CR
60 L 000 000 814458 000	LIBRARY CLUB	1005.60CR	0.00	13.40CR	1019.00CR
60 L 000 000 814463 000	MARKETING CLUB	8033.62CR	728.30	4756.57CR	12790.19CR
60 L 000 000 814467 000	STUDENT VENDING	1371.57CR	817.46CR	2870.69CR	4242.26CR
60 L 000 000 814469 000	NATIONAL HONOR SOCIETY	413.93CR	0.00	3.25CR	417.18CR
60 L 000 000 814473 000	POST PROM	11371.23CR	1801.00CR	2163.88CR	13535.11CR
60 L 000 000 814475 000	YOUTH APPRENTICESHIP	13165.72CR	0.00	2240.92CR	15406.64CR
60 L 000 000 814476 000	RAIDER HORIZON	0.00	0.00	0.00	0.00
60 L 000 000 814478 000	ROCKETRY CLUB	0.00	0.00	0.00	0.00
60 L 000 000 814479 000	SHOW CHOIR	3843.33CR	43.00	2583.88	1259.45CR
60 L 000 000 814480 000	SCIENCE CLUB	1405.86CR	0.00	0.00	1405.86CR
60 L 000 000 814481 000	SCIENCE OLYMPIAD	10921.22CR	494.00CR	3875.90CR	14797.12CR
60 L 000 000 814483 000	INTERNATIONAL CLUB	2376.83CR	731.05CR	694.62CR	3071.45CR
60 L 000 000 814485 000	SPANISH TRIP	7432.73CR	228.09CR	1880.46	5552.27CR
60 L 000 000 814486 000	STUDENT COUNCIL	1270.69CR	662.20	4447.71CR	5718.40CR
60 L 000 000 814494 000	WEIGHT LIFTERS	109.00CR	0.00	0.00	109.00CR
60 L --- --- --- ---	*Liability	101467.77CR	5269.02CR	22356.64CR	123824.41CR
60 - --- --- --- ---	*AGENCY FUND	343.47CR	0.00	0.00	343.47CR

Number of Accounts: 41

***** End of report *****

POST

DATE	CHECK	TYP	BANK	VENDOR	VENDOR NAME	DESCRIPTION	DATE	INVOICE #	AMOUNT
04/30/2019	930038	M	MASH AGENC	MEDCO 001	Medford Cooperative	SUPPLIES	04/11/2019	MARKETING	116.67
04/30/2019	930039	M	MASH AGENC	FORTIJIL000	Fortin, Jill	REIMBURSE/FIELD TRIP MEALS	04/11/2019	ART CLUB	525.00
04/30/2019	930040	M	MASH AGENC	MID-WISC000	Mid-Wisconsin Bevera	POP/WATER	04/11/2019	ST COUNCIL	504.10
04/30/2019	930040	M	MASH AGENC	MID-WISC000	Mid-Wisconsin Bevera	JUICE/POP/WATER	04/11/2019	STUDENT VE	320.78
04/30/2019	930041	M	MASH AGENC	RODERDEB000	Roder, Debbi	COSTUME ALTERATIONS	04/11/2019	SHOW CHOIR	43.00
04/30/2019	930042	M	MASH AGENC	AVIANDS 000	A'viands LLC	CATERING	04/11/2019	MARKETING	100.75
04/30/2019	930043	M	MASH AGENC	VOID 001	Void Check	VOID CK #30043	04/11/2019	COD-MASH	0.00
04/30/2019	930044	M	MASH AGENC	VENZKCAT000	Venzke, Catherine	REIMBURSE/PROM CHGS	04/11/2019	CLASS 2020	36.87
04/30/2019	930045	M	MASH AGENC	SCHAFEMI000	Schafer, Emily	REIMBURSE/PROM SUPPLIES	04/11/2019	CLASS 2020	5.24
04/30/2019	930046	M	MASH AGENC	MID-WISC000	Mid-Wisconsin Bevera	POP/WATER	04/23/2019	ST COUNCIL	710.10
04/30/2019	930046	M	MASH AGENC	MID-WISC000	Mid-Wisconsin Bevera	JUICE/POP/WATER	04/23/2019	STUDENT VE	225.06
04/30/2019	930047	M	MASH AGENC	MAPS 001	Medford Area Public	CREDIT CARD CHARGES	04/23/2019	ART CLUB	1,249.00
04/30/2019	930047	M	MASH AGENC	MAPS 001	Medford Area Public	CREDIT CARD CHARGES	04/23/2019	MARKETING	926.17
04/30/2019	930047	M	MASH AGENC	MAPS 001	Medford Area Public	CREDIT CARD CHARGES	04/23/2019	ST COUNCIL	13.00
04/30/2019	930048	M	MASH AGENC	HAMLASAR000	Hamland, Sarah	REIMBURSE/APPAREL	04/23/2019	SPANISH TR	223.56
Totals for checks									4,999.30

POST	REFERENCE 1	BANK	REFERENC	SS	LINE	DESCRIPTION 1	DESCRIPTION 2	DATE	AMOUNT
04/30/2019	MASH	BNK9		90	19	REC'D APRIL RECEIPTS	PETTY CASH	04/30/2019	9,717.00CR
04/30/2019	MASH	BNK9		90	20	REC'D APRIL DEPOSITS	PETTY CASH	04/30/2019	9,717.00
04/30/2019	MASH	BNK9	JE 47	90	22	APRIL INTEREST 2.49%	ST INV PL	04/30/2019	104.80CR
04/30/2019	MASH	BNK9	6459	90	1	TRIP	ART CLUB	04/01/2019	560.00
04/30/2019	MASH	BNK9	6461	90	3	AP ART EXAM	ART CLUB	04/04/2019	50.00
04/30/2019	MASH	BNK9	6474	90	16	FESTIVAL OF NATIONS	ART CLUB	04/26/2019	117.00
04/30/2019	MASH	BNK9	JE 50	90	27	TO POST PROM	ART CLUB	04/30/2019	80.00CR
04/30/2019	MASH	BNK9	JE 51	90	30	FROM INTERNATIONAL CLUB	ART CLUB	04/30/2019	25.00
04/30/2019	MASH	BNK9	JE 54	90	36	FROM INTERNATIONAL CLUB	ART CLUB	04/30/2019	325.00
04/30/2019	MASH	BNK9	6476	90	18	PROM TICKETS	CLASS 2020	04/29/2019	3,314.00
04/30/2019	MASH	BNK9	JE 46	90	21	REC'D APRIL INTEREST	INTEREST	04/30/2019	31.23
04/30/2019	MASH	BNK9	JE47	90	23	APRIL INTEREST/ST INV PL	INTEREST	04/30/2019	104.80
04/30/2019	MASH	BNK9	JE 48	90	24	REC'D SQUARE INC DEPOSITS	MARKETING	04/30/2019	415.29
04/30/2019	MASH	BNK9	6460	90	2	MACHINES	STUDENT VENDING	04/02/2019	288.00
04/30/2019	MASH	BNK9	6465	90	7	MACHINES	STUDENT VENDING	04/09/2019	137.00
04/30/2019	MASH	BNK9	6467	90	9	MACHINES	STUDENT VENDING	04/16/2019	163.00
04/30/2019	MASH	BNK9	6469	90	11	DONATION	STUDENT VENDING	04/18/2019	500.00
04/30/2019	MASH	BNK9	6470	90	12	MACHINES	STUDENT VENDING	04/23/2019	323.30
04/30/2019	MASH	BNK9	JE 52	90	31	TO SCIENCE OLYMPIAD	STUDENT VENDING	04/30/2019	12.00CR
04/30/2019	MASH	BNK9	JE 53	90	33	TO SCIENCE OLYMPIAD	STUDENT VENDING	04/30/2019	36.00CR
04/30/2019	MASH	BNK9	6466	90	8	DONATIONS	POST PROM	04/12/2019	300.00
04/30/2019	MASH	BNK9	6473	90	15	DONATIONS	POST PROB	04/25/2019	650.00
04/30/2019	MASH	BNK9	6475	90	17	TICKETS	POST PROM	04/29/2019	771.00
04/30/2019	MASH	BNK9	JE 50	90	28	FROM ART CLUB	POST PROM	04/30/2019	80.00
04/30/2019	MASH	BNK9	6462	90	4	MUFFIN SALES	SCIENCE OLYMPIAD	04/09/2019	446.00
04/30/2019	MASH	BNK9	JE 52	90	32	FROM STUDENT VENDING	SCIENCE OLYMPIAD	04/30/2019	12.00
04/30/2019	MASH	BNK9	JE 53	90	34	FROM STUDENT VENDING	SCIENCE OLYMPIAD	04/30/2019	36.00
04/30/2019	MASH	BNK9	6463	90	5	CANDY SALES	INTERNATIONAL CLUB	04/09/2019	125.00
04/30/2019	MASH	BNK9	6472	90	14	FUNDRAISER	INTERNATIONAL CLUB	04/25/2019	1,251.00
04/30/2019	MASH	BNK9	JE 49	90	25	TO SPANISH TRIP	INTERNATIONAL CLUB	04/30/2019	294.95CR
04/30/2019	MASH	BNK9	JE 51	90	29	TO ART CLUB	INTERNATIONAL CLUB	04/30/2019	25.00CR
04/30/2019	MASH	BNK9	JE 54	90	35	TO ART CLUB	INTERNATIONAL CLUB	04/30/2019	325.00CR
04/30/2019	MASH	BNK9	6471	90	13	MARCH PAYMENT/SR	SPANISH TRIP	04/25/2019	156.70
04/30/2019	MASH	BNK9	JE 49	90	26	FROM INTERNATIONAL CLUB	SPANISH TRIP	04/30/2019	294.95
04/30/2019	MASH	BNK9	6464	90	6	MACHINES	ST COUNCIL	04/09/2019	387.00
04/30/2019	MASH	BNK9	6468	90	10	MACHINES	ST COUNCIL	04/16/2019	178.00

Total for Cash Receipts 10,163.52

Vendor	Name	Purch Vendor	Purchasing Name	PO Number	Typ	Invoice Nbr	Accrual	Amount
Line	Description							Amount
	Account							Amount
Invoice Number 78965400000 continued								
BMO FINA000	Bmo Financial Group				YDA	78965400000	A/P-ACCR	57,741.73
	10 E 800 411 110000 000			29.50				
2620	MASH..., Nassp Product & Servi, 703-8600200, VA, 20191, US,							300.00
	10 E 400 940 240000 000			300.00				
2630	MASH..., Safety Courses, 8008302268, TX, 75244, US,							35.95
	10 E 800 411 110000 000			35.95				
2640	MASH..., Atvcourse.Com, 877-508-4288, NV, 89448, US,							29.95
	10 E 800 411 110000 000			29.95				
2650	MASH..., Festival Of Nations, 6516470191, MN, 55108, US,							280.00
	10 E 400 940 240000 000			280.00				
2660	MASH..., Festival Of Nations, 6516470191, MN, 55108, US,							339.00
	10 E 400 940 240000 000			339.00				
2670	MASH..., Nassp Product & Servi, 703-8600200, VA, 20191, US,							85.00
	10 E 400 940 240000 000			85.00				
2680	MASH..., Midwest Horse Fair, 920-623-5515, WI, 53925, US,							52.00
	10 E 400 940 131000 000			52.00				
2690	MASH..., Midwest Horse Fair, 920-623-5515, WI, 53925, US,							26.00
	10 E 400 940 131000 000			26.00				
2700	MASH..., Midwest Horse Fair, 920-623-5515, WI, 53925, US,							52.00
	10 E 400 940 131000 000			52.00				
2710	MASH..., Midwest Horse Fair, 920-623-5515, WI, 53925, US,							52.00
	10 E 400 940 131000 000			52.00				
2720	MASH..., Midwest Horse Fair, 920-623-5515, WI, 53925, US,							13.00
	10 E 400 940 131000 000			13.00				
2730	MASH..., Midwest Horse Fair, 920-623-5515, WI, 53925, US,							52.00
	10 E 400 940 131000 000			52.00				
2740	MASH..., Midwest Horse Fair, 920-623-5515, WI, 53925, US,							52.00
	10 E 400 940 131000 000			52.00				
2750	MASH..., Midwest Horse Fair, 920-623-5515, WI, 53925, US,							52.00
	10 E 400 940 131000 000			52.00				
2760	MASH..., Midwest Horse Fair, 920-623-5515, WI, 53925, US,							52.00
	10 E 400 940 131000 000			52.00				
TOTAL INVOICES CREATED =====> 1						TOTAL AMOUNT OF INVOICES =====>		57,741.73

Invoice Parameters:

Invoice Date: 04/26/2019 Due Date: 04/26/2019 Batch: 0001 Bank: BNK0 Check Type: Regular

***** End of report *****

MEDFORD AREA PUBLIC SCHOOL DISTRICT
Regular Board Of Education Meeting

Ten-Year Utility Expense Comparison Report

MONTH-END -
April

Object	-	2009-2010	2010-2011	2011-2012	2012-2013	2013-2014	2014-2015	2015-2016	2016-2017	2017-2018	2018-2019
UTILITY											
(331) GAS/HEAT	BUDGET	185,000.00	185,000.00	120,000.00	115,000.00	115,000.00	135,000.00	100,000.00	127,350.00	125,400.00	125,400.00
	YEAR-END	118,544.25	116,571.67	99,320.69	98,230.49	157,201.50	115,000.00	76,000.00	80,000.00	85,000.00	95,000.00
	MONTH-END	118,544.25	116,571.67	99,320.69	98,230.49	157,201.50	112,988.06	73,760.27	77,478.24	84,052.63	84,208.31
(336) ELECTRICITY	BUDGET	180,000.00	180,000.00	205,000.00	205,000.00	205,000.00	205,000.00	205,000.00	205,000.00	203,000.00	203,000.00
	YEAR-END	173,374.78	198,793.42	195,307.80	180,194.58	177,214.36	180,000.00	190,000.00	196,000.00	203,000.00	197,000.00
	MONTH-END	173,374.78	198,793.42	195,307.80	180,194.58	177,214.36	183,669.54	185,486.28	179,186.68	189,662.10	149,535.64
(337) WATER	BUDGET	16,500.00	16,500.00	16,500.00	16,500.00	16,500.00	16,300.00	16,500.00	16,500.00	16,500.00	16,500.00
	YEAR-END	15,308.51	15,443.85	15,796.88	17,413.41	19,253.97	18,300.00	21,200.00	21,000.00	20,000.00	19,000.00
	MONTH-END	15,308.51	15,443.85	15,796.88	17,413.41	19,253.97	19,198.34	21,109.99	19,316.24	21,786.88	16,193.49
(338) SEWER	BUDGET	26,000.00	26,000.00	26,000.00	26,000.00	26,000.00	26,000.00	26,000.00	26,000.00	25,000.00	25,000.00
	YEAR-END	22,098.76	22,478.20	23,755.14	22,252.41	22,856.79	29,000.00	29,500.00	29,000.00	27,000.00	27,000.00
	MONTH-END	22,098.76	22,478.20	23,755.14	22,252.41	22,856.79	29,108.64	28,582.53	27,574.48	28,335.57	23,036.04
(353) POSTAGE	BUDGET	23,000.00	23,000.00	20,000.00	20,000.00	20,000.00	23,500.00	26,000.00	25,000.00	25,000.00	25,600.00
	YEAR-END	23,850.57	15,464.05	19,798.73	19,700.32	18,213.81	23,500.00	26,000.00	21,000.00	25,000.00	24,000.00
	MONTH-END	23,850.57	15,464.05	19,798.73	19,700.32	18,213.81	22,876.13	25,261.33	19,994.87	19,356.74	18,891.26
(355) TELEPHONE	BUDGET	22,000.00	23,000.00	57,000.00	74,000.00	84,260.00	84,260.00	86,260.00	86,450.00	86,450.00	65,000.00
	YEAR-END	29,007.91	32,308.42	76,330.24	83,213.33	83,659.35	84,260.00	86,260.00	70,000.00	58,000.00	57,000.00
	MONTH-END	29,007.91	32,308.42	76,330.24	83,213.33	83,659.35	79,687.24	83,718.91	65,872.64	54,694.75	47,032.42
TOTAL BUDGET		452,500.00	453,500.00	444,500.00	456,500.00	466,760.00	490,060.00	459,760.00	486,300.00	481,350.00	460,500.00
TOTAL ESTIMATED YEAR-END		382,184.78	401,059.61	430,309.48	421,004.54	478,399.78	450,060.00	428,960.00	417,000.00	418,000.00	419,000.00
TOTAL MONTH-END		382,184.78	401,059.61	430,309.48	421,004.54	478,399.78	447,527.95	417,919.31	389,423.15	397,888.67	338,897.16
		452,500.00	453,500.00	444,500.00	456,500.00	466,760.00	490,060.00	459,760.00	486,300.00	481,350.00	460,500.00
		382,184.78	401,059.61	430,309.48	421,004.54	478,399.78	447,527.95	417,919.31	389,423.15	397,888.67	338,897.16
		70,315.22	52,440.39	14,190.52	35,495.46	(11,639.78)	42,532.05	41,840.69	96,876.85	83,461.33	121,602.84

Medford Area Public School District
 Post Retirement Trust
 July 1, 2018 to June 30, 2019

Month	July	August	September	October	November	December	January	February	March	April	May	June	Year to Date
Beginning Balance	3,267,886.29	3,027,926.14	3,028,706.33	3,022,496.75	2,947,581.56	2,946,889.67	2,854,822.29	2,939,864.22	2,972,357.00	2,994,568.56	3,029,831.29	3,029,831.29	3,267,886.29
Additions	-	-	-	-	-	-	-	-	-	-	-	-	-
Earnings	117,891.76	2,976.78	8,266.66	5,526.09	6,092.20	46,753.99	(709.83)	3,589.30	7,852.92	4,200.33	-	-	202,440.20
Unrealized (Loss)/Gain	(82,469.62)	19,733.31	(12,823.19)	(78,791.87)	19,584.86	(109,547.02)	87,310.62	30,508.24	15,739.87	32,696.77	-	-	(78,058.03)
Fees	(1,782.29)	(1,652.39)	(1,653.05)	(1,649.41)	(1,608.95)	(1,608.59)	(1,558.86)	(1,604.76)	(1,622.38)	(1,634.37)	-	-	(16,375.05)
Annual Implicit Rate Subsidy	(65,467.00)	-	-	-	-	-	-	-	-	-	-	-	(65,467.00)
Contributions	80,467.00	-	-	-	-	-	-	-	-	-	-	-	80,467.00
Other	-	-	-	-	-	-	-	-	241.15	-	-	-	241.15
Disbursements	(288,600.00)	(20,277.51)	-	-	(24,760.00)	(27,665.76)	-	-	-	-	-	-	(361,303.27)
Ending Balance	3,027,926.14	3,028,706.33	3,022,496.75	2,947,581.56	2,946,889.67	2,854,822.29	2,939,864.22	2,972,357.00	2,994,568.56	3,029,831.29	3,029,831.29	3,029,831.29	3,029,831.29
Liability Value (-)													
Investment at Cost	2,817,841.73	2,798,888.61	2,805,502.22	2,809,378.90	2,789,102.15	2,806,581.79	2,804,313.10	2,806,297.64	2,812,528.18	2,815,094.14	-	-	-
Accum Unrealized (Loss) Gain	210,084.41	229,817.72	216,994.53	138,202.66	157,787.52	48,240.50	135,551.12	166,059.36	182,040.38	214,737.15	3,029,831.29	3,029,831.29	3,029,831.29

Beginning Balance	3,267,886.29
Additions	-
Earnings	202,681.35
Unrealized Gain	(78,058.03)
Fees	(16,375.05)
Implicit Rate	(65,467.00)
Annual Contribution	80,467.00
Disbursements	(361,303.27)
	<u>3,029,831.29</u>

