

MEDFORD AREA PUBLIC SCHOOL DISTRICT
Regular Board of Education Meeting
Medford Area Public School District Office
May 24, 2021
6:00 p.m.

Updated 5/20/21

Pledge of Allegiance
Open Meeting Law Compliance
Period of Public Comment
Correspondence

1. Legislative Update
2. Good News
3. Student Council Report

Consent Agenda

Consideration of:

1. Approval of Agenda
2. Approval of Meeting Minutes – Special Meeting Meetings from April 7, 2021 and Regular and Reorganizational Board of Education Meeting Minutes from Thursday, April 26, 2021 (open & closed)
3. Approval of Treasurer's Report
4. Approval of Personnel Report
5. Approval of Letter of Assurance
6. Approval of SOAR 66.0301 Agreement with Owen-Withee, Gilman, and Colby School Districts
7. Approval of RVA 66.0301 Agreements with Mercer, Wisconsin Dells, Oconto Falls, Bonduel and Three Lakes School Districts for the 2021-22 School Year
8. Approval of Foreign Exchange Student

Regular Business

1. Recognition of the Taylor County Educator of the Month
2. Firearms for Hunter Safety Course
3. French Program
4. Update on Strategic Goal #5 Operations / Technology
5. Area Broadband Update
6. June Board Retreat – June 24
7. Finance Committee Update
8. 2021-22 Budget Study
 - a. Setting the Date for 2021 Annual Meeting
 - b. Other Funds Budget for 2021-22
 - d. Staffing
 - e. Class Sizes / Section Numbers
9. Open Enrollment Report
10. Board Policy Adoption and/or Deletion:
 - a. For Second Reading Adoption: JHCC Communicable Diseases; JHG Child Abuse/Neglect Reporting; JHGA Child Enticement; JHH Suicide Prevention
 - b. For First Reading Adoption: JI Student Awards and Scholarships; JIA Wisconsin Academic Higher Education Scholarship Program; JIB Wisconsin Technical Excellence Scholarship Program; JICA Student Dress; JJ Student Volunteers for School and Public Services; JL Student Gifts; JN Student Fees; JO Student Records
 - c. Discussion / Review: Prof. Staff Handbook – 6.10 Retirement Benefits and Recognition; Support Staff Handbook – 6.10 Retirement Benefits and Recognition
 - d. Consideration: Professional Staff Handbook – Section 7.2 Sick Leave and Section 7.3 Personal Leave; Support Staff Handbook – Section 7.4 Sick Leave and Section 7.6 Personal Leave

Adjourn

Copies of this revised agenda were sent to the Star News, WKEB/WIGM Radio, Medford Area Public Schools and posted at the District Office on Monday, May 17, 2021

Mission: *To ensure that all students learn.*
Vision: *We expect all students to learn at high levels. We will work collaboratively with colleagues, students and parents to challenge and support all individuals to*

Please Note:
The order of the agenda may change at the meeting.

**Medford Area Public School District
Special Board of Education Meeting
Medford Area Public School District Office
Wednesday, April 7, 2021
6:00 p.m.**

Dave Fleegel called the meeting to order at 6:00 p.m.

Roll Call

Roll call indicated that Board Members Dave Fleegel, DeDe Strama, Paul Dixon, Barb Knight, Steve Deml, Brian Hallgren, OraLee Dittrich, Cheryl Wibben, and John Zuleger were present. District Administrator Pat Sullivan was present.

Pledge of Allegiance

Open Meeting Law Compliance

Dave Fleegel stated, "This meeting has been posted in accordance with the state open meeting law."

Period of Public Comment

Nikkita Muehlbauer, Emily Balsis, Barb Krug, Jodi Nuernberger, Patty Krug, and Sherry Meyer addressed the board regarding masking requirements.

Motion to approve agenda (Zuleger/Wibben)

Special Business

1. Mask Requirements

Motion that students in grades 4 and under in the classroom are not required to wear their masks, until further notice from this Board of Education; all other grades stay the same. WIAA rules will be followed. If the pandemic is over, then everybody goes back to normal. (Fleegel/Zuleger)

Roll call vote: Dittrich – Yes, Zuleger – Yes, Hallgren – No, Fleegel – Yes, Strama – No, Dixon – No, Wibben – Yes, Knight – No, Deml – Yes. Motion passed 5-4.

Adjourn

Motion to adjourn (Hallgren/Dixon) Meeting adjourned at 7:40 p.m.

Sara Budimlija
Recording Secretary

Cheryl Wibben
Clerk

**Medford Area Public School District
Regular Board of Education Meeting
Medford Area Public School District Office
April 26, 2021**

The regular meeting of the Medford Area Public School District Board of Education was called to order by President Dave Fleegel, on Monday, April 26, 2021 at 6:00 p.m. in the District Office Board Room.

Roll Call

Roll call indicated that Board Members Cheryl Wibben, John Zuleger, Brian Hallgren, Dave Fleegel, Paul Dixon, Steve Deml, Aemus Balsis, Jodi Nuernberger, and Don Everhard were present. District Administrator Pat Sullivan was present.

Pledge of Allegiance

Open Meeting Law Compliance

Dave Fleegel stated, "This meeting has been posted in accordance with the state open meeting law."

Organizational Business

1. Clerk's report of Spring Election Results
Cheryl Wibben presented the Spring 2021 Election results
2. Organization Meeting
 - a. Election of President, Vice President, Clerk and Treasurer
John Zuleger nominated Dave Fleegel for President
Moved to close nominations and cast a unanimous ballot (Dixon/Wibben) Motion carried.

Dave Fleegel nominated Paul Dixon for Vice President.
Moved to close nominations and cast a unanimous ballot (Fleegel/Wibben) Motion carried.

John Zuleger nominated Cheryl Wibben for Clerk.
Moved to close nominations and cast a unanimous ballot (Fleegel/Everhard) Motion carried.

Cheryl Wibben nominated Brian Hallgren for Treasurer.
Moved to close nominations and cast a unanimous ballot (Fleegel/Zuleger) Motion carried.
3. Designation of Official Depositories
Motion to approve designation of official depositories as presented (Wibben/Deml)
 1. Nicolet National Bank, Medford, WI
 2. Local Government Investment Pool
 3. Forward Financial Bank, Medford, WI
 4. AbbyBank, Medford, WI
 5. Nicolet National Wealth Management, Medford, WI
 6. Mid-America Administrative Retirement Solutions, Florida
4. Designation of Official Newspaper
Motion to designate Star News as the official newspaper (Hallgren/Deml). Motion carried.
5. Appointment of WASB Delegate and Alternate Delegate
Motion to appoint Paul Dixon as the WASB Delegate (Fleegel/Zuleger) Motion passed.
Motion to appoint John Zuleger as the WASB Alternate Delegate (Fleegel/Deml) Motion passed.
6. Appointment of CESA Representative and Alternate Representative
Dave Fleegel nominated to appoint Steve Deml as the CESA Representative. Passed
Brian Hallgren nominated to appoint Jodi Nuernberger as the CESA Alternate Representative. Passed.

7. Discussion of Committee Appointment Process
Dave Fleegel will distribute committee assignments and share within the next week.

Period of Public Comment

Jessica Peterson, Mara Denzine, Quintin Denzine, Stacy Olson, Ethan Mottle, Sara Hamm, Mckenzie Smith, Nakitta Muehlbauer, Darla Scholls, Ann Mahner, Christopher Hughes, and Jerry Kohn addressed the board regarding mask requirements. Barb Krug addressed the board regarding the 2021-22 school calendar. Fred Ebert and Justin Olson addressed the board regarding mask requirements and the referendum.

Correspondence

1. Recognitions – Barb Knight was recognized for serving on the board since 2013
2. Good News
3. Legislative Update

Consent Agenda

Motion (Dixon/Wibben) to approve the consent agenda including [Approval of Agenda; Approval of Regular Board of Education Meeting Minutes from March 22, 2021, Approval of Treasurer's Report; Approval of Personnel Report; Approval of RVA 66.0301 Agreements with Crandon, Chilton, Denmark, Gresham, East Troy, Kewaunee, New Holstein, North Crawford, and Weyauwega-Fremont School Districts for 2021-22 school year] Motion carried.

Regular Business

1. Resolution authorizing the transfer of funds, the establishment of an escrow account with respect to and the defeasance of certain of the general obligation promissory notes, dated June 22, 2016
Motion (from Finance committee Fleegel/Deml) to approve the adoption of the cash defeasance resolution as presented. Motion passed 9-0.
2. Mask Requirements
Motion (Fleegel/Wibben) that masks become optional for the entire Medford School District as long as the 7-day average reported by Taylor County stays below 15 cases. The Covid statistics of positive cases are reported on Tuesdays. This applies to all staff, all students, all visitors for the remainder of the current school year and through summer school.
WIAA Rules will still be followed. Bus riders will still be required to wear masks on the bus.

Motion to end mask requirement discussion (Everhard/Dixon) Roll call vote: Dixon, Everhard, Deml, Balsis, Fleegel, Wibben, Zuleger – Yes; Nuernberger, Hallgren – No. Passed 7-2

Roll call vote to make masks optional: Deml, Balsis, Fleegel, Zuleger, Everhard, Wibben – Yes; Hallgren, Dixon, Nuernberger – No. Passed 6-3
3. MASH Infrastructure Plan
The board discussed the MASH infrastructure plan and reviewed the 10-year facility plan.
4. Driver's Ed for 2021-22 School Year
Motion to approve Driver's Ed to be offered as it has in the past through Crabbman's Driver Education. (Hallgren/Deml) Motion passed.
5. Remote Learning Plan for 2021-22
Motion that remote learning for 2021-22 will not be offered like it is this year. Students that want to learn virtually can apply to RVA. (Hallgren/Dixon) Motion passed 8-1.
6. 2021-22 School Calendar
No discussion, school calendar for 2021-22 will stay as is

7. June Board Retreat

The board will choose a date in June to have the school attorney attend a meeting to learn more about school laws and board member duties

8. Update on Finance Meeting

Motion (from finance) to approve the Fund 38 plan as presented by Dave Makovsky and Audra. Motion carried.

Recommendation from finance to replace MAMS dishwasher for \$45,000. Motion carried.

Seamless Summer Option - school meals will continue for summer school and next school year.

Motion to reject Dave's donation made at the April 7, 2021 board meeting. (Hallgren/Wibben) Roll call vote: Zuleger, Nuernberger, Hallgren, Balsis, Everhard, Wibben, Deml – Yes; Fleegel, Dixon – No. Passed 7-2

9. Consideration of 2021-22 Budget Study

a. 2021-22 Budget Study

b. Presentation of Instructional, Operations and Maintenance Budgets

Audra Brooks provided the 21-22 budget study and instructional, operations, and maintenance budgets

10. Presentation of Curriculum Connection – One Book, One School

Laura Lundy presented Curriculum Connection – One Book, One School

Contemplate Adjourning to Closed Session

Motion (Zuleger/Deml) to adjourn to closed session. Roll call vote: Deml, Everhard, Wibben, Balsis, Dixon, Zuleger, Fleegel, Hallgren, Nuernberger-Yes. Motion carried 9-0. The meeting was adjourned to closed session at 9:05 p.m.

Under Wisconsin Statutes to discuss: Professional Staff Termination Hearing/Possible Resignation

From time to time, the Board may convene in closed session pursuant to Wis. Stat. §19.85(1)(b) to consider dismissal, demotion, licensing or discipline of any public employee or person licensed by a board or commission or the investigation of charges against such person, or considering the grant or denial of tenure for a university faculty member, and the taking of formal action on any such matter; provided that the faculty member or other public employee or person licensed is given actual notice of any evidentiary hearing which may be held prior to final action being taken and of any meeting at which final action may be taken. The notice shall contain a statement that the person has the right to demand that the evidentiary hearing or meeting be held in open session.

Adjourn

Motion to adjourn (Hallgren/Zuleger). Motion carried.

The meeting adjourned at 9:20 p.m.

Sara Budimilija
Recording Secretary

Cheryl Wibben
Clerk

Budget Actual	Fund 10-General	Thru April			
		Budget	Actual	Remaining	February
Salaries, Wages and Benefits		16,432,199	11,079,887	5,352,312	- 11,079,887
Instructional Budget					
MAES		127,385	138,857	(11,472)	- 138,857 Dan
SES		64,034	54,051	9,983	- 54,051 SuAnn
MAMS		166,660	103,125	63,535	- 103,125 Al
MASH		297,000	195,480	101,520	- 195,480 Jill
Co-Curricular		170,000	104,305	65,695	- 104,305 Andy
Student Services		18,600	5,872	12,728	- 5,872 Joseph
Carl Perkins-fully funded		20,000	14,993	5,007	- 14,993 Laura
Title IA fully funded		27,750	9,561	18,189	- 9,561 Laura
Intervention		21,165	17,571	3,594	- 17,571 Laura
Gifted and Talented		11,125	3,427	7,698	- 3,427 Laura
Interpreters		20,000	21,234	(1,234)	- 21,234 SuAnn
Improvement of Instruction		35,870	7,810	28,060	- 7,810 Laura
Project Lead the Way		5,200	5,152	48	- 5,152 Laura
Title IV		15,000	3,924	11,076	- 3,924 Laura
Support Media Technology		385,600	354,901	30,699	- 354,901 Dennis
Instructional Media Technology		211,000	199,058	11,942	- 199,058 Dennis
Audio-Visual		11,023	10,946	77	- 10,946 Laura
Staff Development		7,165	6,485	680	- 6,485 Laura
Title II-A (Grant Fully Funded)		27,000	12,647	14,353	- 12,647 Laura
School Forest		2,000	-	2,000	- Laura
Total Instructional		1,643,577	1,269,399	374,178	- 1,269,399
Operations and Maintenance Budget					
Operations		621,865	457,688	164,177	- 457,688 Dave
Maintenance		573,700	425,151	148,549	- 425,151 Dave
Facilities		162,300	160,632	1,668	- 160,632 Dave
ESSER Funds (Covid -19)		279,235	278,266	969	- 278,266 Audra
From Fund Balance		-	-	-	- Dave
Total Oper and Main		1,637,100	1,321,738	315,362	- 1,321,738
Total Transportation		1,227,096	741,196	485,900	- 741,196 Audra
All Other Budgets					
Central Administration		70,650	55,280	15,370	- 55,280 Pat
Fiscal		20,000	12,468	7,532	- 12,468 Audra
Central Services		140,800	71,338	69,462	- 71,338 Audra
Insurance and Judgments		222,300	235,870	(13,570)	- 235,870 Audra
Debt Services		40,000	-	40,000	- Audra
Other Support Services		3,920	2,940	980	- 2,940 Audra
Non Program Transactions		655,292	17,941	637,351	- 17,941 Audra
Transfer to Fund 80/99		6,118,345	-	6,118,345	- Audra
		7,271,307	395,837	6,875,470	- 395,837
Transfer to Fund 27 for RVA - Estimate		775,043	-	775,043	-
Transfer to Fund 27 ESTIMATE		3,015,146	-	3,015,146	-
		3,790,189			
Transfer to Fund 46		\$ 15,000	15000		
Total Expenditures		32,001,468	14,808,056	17,193,412	- 14,808,056

Medford Area Public School District
4/30/2021

Co-Curricular Salary and Benefits

OBJECT 100-299

Middle School

Football	2,887.17
Volleyball	4,528.30
Swim-Girls	2,987.76
Cross Country	3,573.91
Basketball-Girls	6,415.83
Basketball-Boys	3,086.59
Swim Boys	-
Wrestling	2,982.79
Gymnastics	920.41
Softball	-
Track-Girls	-
Track-Boys	-
Esports	1,143.85
District Wide	-
Co-curricular-ACADEMIC	-
	<u>28,526.61</u>
est budget	209,290

Co-Curricular Salary and Benefits

High School

Football	20,537.67	23,424.84
Volleyball	11,496.55	16,024.85
Soccer-Boys	5,628.10	5,628.10
Tennis-Girls	5,973.14	5,973.14
Swim-Girls	3,688.63	6,676.39
Cross Country	6,549.49	10,123.40
Basketball-Girls	7,545.26	13,961.09
Basketball-Boys	10,691.58	13,778.17
Swim-Boys	3,677.46	3,677.46
Wrestling	7,743.23	10,726.02
Hockey-Girls	6,088.70	6,088.70
Hockey-Boys	5,939.04	5,939.04
Gymnastics	3,967.98	4,888.39
Baseball	-	-
Softball	-	-
Soccer-Girls	-	-
Track-Girls	-	-
Track-Boys	-	-
Tennis-Boys	-	-
Golf	-	-
Curling	-	-
Esports	-	-
District Wide	1,849.80	1,849.80
Co-curricular-ACADEMIC	5,965.77	5,965.77
	<u>107,342.40</u>	<u>134,725.16</u>
Remaining		74,564.84

Co-curricular budget

OBJECT 300-999

Football	-
Volleyball	1,349.92
Swim-Girls	-
Cross Country	199.01
Basketball-Girls	1,531.00
Basketball-Boys	1,478.00
Swim-Boys	-
Wrestling	1,417.71
Gymnastics	425.00
Softball	-
Track-Girls	29.00
Track-Boys	29.00
Esports	100.00
OTHER	-
Co-Curricular-ATHLETICS	524.17
Co-Curricular-ACADEMIC	-
	<u>7,082.81</u>
est budget	192,270

Co-curricular budget

Football	17,507.33	17,507.33
Volleyball	4,491.09	5,841.01
Soccer-Boys	6,310.18	6,310.18
Tennis-Girls	1,455.59	1,455.59
Swim-Girls	3,442.04	3,442.04
Cross Country	6,194.70	6,393.71
Basketball-Girls	12,201.51	13,732.51
Basketball-Boys	13,994.57	15,472.57
Swim-Boys	3,194.57	3,194.57
Wrestling	1,530.22	2,947.93
Hockey-Girls	2,884.30	2,884.30
Hockey-Boys	2,424.29	2,424.29
Gymnastics	15,859.41	16,284.41
Baseball	2,802.65	2,802.65
Softball	657.91	657.91
Soccer-Girls	503.43	503.43
Track-Girls	580.30	609.30
Track-Boys	580.30	609.30
Tennis-Boys	833.15	833.15
Golf	598.98	598.98
Curling	2,683.38	2,683.38
District Wide Co-Curricular	552.45	552.45
District Wide - Athletics	3,194.95	-
	-	524.17
	-	-
	<u>104,477.30</u>	<u>108,265.16</u>
Remaining		84,004.84

Transportation	
Football	-
Volleyball	-
Swim-Girls	-
Cross Country	-
Basketball-Girls	-
Basketball-Boys	-
Wrestling	-
Gymnastics	-
Softball	-
Track-Girls	-
Track-Boys	-
Other	-

Transportation		
Football	4,582.81	4,582.81
Volleyball	2,716.08	2,716.08
Soccer-Boys	3,359.41	3,359.41
Tennis-Girls	3,410.23	3,410.23
Swim-Girls	1,516.81	1,516.81
Cross Country	2,226.02	2,226.02
Basketball-Girls	6,765.63	6,765.63
Basketball-Boys	5,730.51	5,730.51
Swim-Boys	3,059.72	3,059.72
Wrestling	2,480.51	2,480.51
Hockey-Girls	4,993.88	4,993.88
Hockey-Boys	7,553.91	7,553.91
Gymnastics	4,942.90	4,942.90
Baseball	-	-
Softball	-	-
Soccer-Girls	-	-
Track-Girls	-	-
Track-Boys	-	-
Tennis-Boys	-	-
Golf	-	-
Curling	-	-
	<u>53,338.42</u>	<u>53,338.42</u>

TRANS BUDGET	129,546	Remaining	76,207.58
Total	<u>35,609.42</u>	<u>265,158.12</u>	<u>296,328.74</u>
est budget	531,106	Remaining	234,777.26

By Sport:

SUMMARY BY SPORT				
Football	2,887.17	District Wide	-	-
Volleyball	5,878.22	Football	42,627.81	45,514.98
	-	Volleyball	18,703.72	24,581.94
Swim-Girls	2,987.76	Soccer-Boys	15,297.69	15,297.69
Cross Country	3,772.92	Tennis-Girls	10,838.96	10,838.96
Basketball-Girls	7,946.83	Swim-Girls	8,647.48	11,635.24
Basketball-Boys	4,564.59	Cross Country	14,970.21	18,743.13
	-	Basketball-Girls	26,512.40	34,459.23
Wrestling	4,400.50	Basketball-Boys	30,416.66	34,981.25
	-	Swim-Boys	9,931.75	9,931.75
Gymnastics	1,345.41	Wrestling	11,753.96	16,154.46
	-	Hockey-Girls	13,966.88	13,966.88
Softball	-	Hockey-Boys	15,917.24	15,917.24
	-	Gymnastics	24,770.29	26,115.70
Track-Girls	29.00	Baseball	2,802.65	2,802.65
Track-Boys	29.00	Softball	657.91	657.91
	-	Soccer-Girls	503.43	503.43
District Wide	-	Track-Girls	580.30	609.30
Not defined	524.17	Track-Boys	580.30	609.30
NOT DEFINED	-	Tennis-Boys	833.15	833.15
	-	Golf	598.98	598.98
Co-curricular academic	34,365.57	Curling	4,533.18	4,533.18
	-	DW - COCURREN & ACADEMIC	-	524.17
Total	<u>34,365.57</u>		<u>255,444.95</u>	<u>289,810.52</u>
	-	Co-curricular academic	5,965.77	5,965.77
	-	Total	<u>261,410.72</u>	<u>295,776.29</u>

Ten-Year Utility Expense Comparison Report

MONTH-END -
Mar-21

Object		2011-2012	2012-2013	2013-2014	2014-2015	2015-2016	2016-2017	2017-2018	2018-2019	2019-2020	2020-21
UTILITY											
(331) GAS/HEAT	BUDGET	120,000.00	115,000.00	115,000.00	135,000.00	100,000.00	127,350.00	125,400.00	125,400.00	115,050.00	114,000.00
	YEAR-END	99,320.69	98,230.49	157,201.50	115,000.00	76,000.00	80,000.00	85,000.00	95,000.00	70,948.77	114,000.00
	MONTH-END	99,320.69	98,230.49	157,201.50	112,988.06	73,760.27	77,478.24	84,052.63	94,372.03	72,555.95	83,575.72
(336) ELECTRICITY	BUDGET	205,000.00	205,000.00	205,000.00	205,000.00	205,000.00	205,000.00	203,000.00	203,000.00	203,000.00	202,750.00
	YEAR-END	195,307.80	180,194.58	177,214.36	180,000.00	190,000.00	196,000.00	203,000.00	197,000.00	156,763.07	202,750.00
	MONTH-END	195,307.80	180,194.58	177,214.36	183,669.54	185,486.28	179,186.68	189,662.10	183,065.32	158,974.68	140,779.86
(337) WATER	BUDGET	16,500.00	16,500.00	16,500.00	16,300.00	16,500.00	16,500.00	16,500.00	16,500.00	22,500.00	22,000.00
	YEAR-END	15,796.88	17,413.41	19,253.97	18,300.00	21,200.00	21,000.00	20,000.00	19,000.00	22,500.00	22,000.00
	MONTH-END	15,796.88	17,413.41	19,253.97	19,198.34	21,109.99	19,316.24	21,786.88	20,320.48	19,192.96	15,363.57
(338) SEWER	BUDGET	26,000.00	26,000.00	26,000.00	26,000.00	26,000.00	26,000.00	25,000.00	25,000.00	28,000.00	27,000.00
	YEAR-END	23,755.14	22,252.41	22,856.79	29,000.00	29,500.00	29,000.00	27,000.00	27,000.00	28,000.00	27,000.00
	MONTH-END	23,755.14	22,252.41	22,856.79	29,108.64	28,582.53	27,574.48	28,335.57	27,122.56	24,841.60	21,756.68
(353) POSTAGE	BUDGET	20,000.00	20,000.00	20,000.00	23,500.00	26,000.00	25,000.00	25,000.00	25,600.00	25,600.00	25,600.00
	YEAR-END	19,798.73	19,700.32	18,213.81	23,500.00	26,000.00	21,000.00	25,000.00	24,000.00	25,600.00	25,600.00
	MONTH-END	19,798.73	19,700.32	18,213.81	22,876.13	25,261.33	19,994.87	19,356.74	23,949.84	23,871.29	21,319.39
(355) TELEPHONE	BUDGET	57,000.00	74,000.00	84,260.00	84,260.00	86,260.00	86,450.00	86,450.00	65,000.00	59,200.00	59,200.00
	YEAR-END	76,330.24	83,213.33	83,659.35	84,260.00	86,260.00	70,000.00	58,000.00	57,000.00	59,200.00	59,200.00
	MONTH-END	76,330.24	83,213.33	83,659.35	79,687.24	83,718.91	65,872.64	54,694.75	58,856.53	47,521.74	24,242.38
TOTAL BUDGET		444,500.00	456,500.00	466,760.00	490,060.00	459,760.00	486,300.00	481,350.00	460,500.00	453,350.00	450,550.00
TOTAL ESTIMATED YEAR-END		430,309.48	421,004.54	478,399.78	450,060.00	428,960.00	417,000.00	418,000.00	419,000.00	363,011.84	450,550.00
TOTAL MONTH-END		430,309.48	421,004.54	478,399.78	447,527.95	417,919.31	389,423.15	397,888.67	407,686.76	346,958.22	307,037.60
		444,500.00	456,500.00	466,760.00	490,060.00	459,760.00	486,300.00	481,350.00	460,500.00	453,350.00	450,550.00
		430,309.48	421,004.54	478,399.78	447,527.95	417,919.31	389,423.15	397,888.67	407,686.76	346,958.22	307,037.60
Remaining Budget Dollars		14,190.52	35,495.46	(11,639.78)	42,532.05	41,840.69	96,876.85	83,461.33	52,813.24	106,391.78	143,512.40

Treasurer's Report – (Cash Balance Report) Balance Sheet

As of April 30, 2020

The Balance Sheet is a report listing the assets and liabilities of the District. This report includes, but is not limited to: cash, accounts receivable, accounts payable, other liabilities, and the fund balance accounts.

The Medford Area Public School District has checking and savings accounts that are used for the current and general operations of the district. The accounts are:

Function 711100-711109 includes the General checking account from Nicolet National Bank and the Payroll account from Abby Bank.

Function 711210-711219 Petty Cash Accounts

Function 712000 Post Retirement Account

Function 712200 Local Government Investment Pool

The cash balance from the prior month is shown under the title of beginning balance. The districts expenditures should remain at the same level through April. The cash balance received a boost in March with a receipt of an aid payment from the State. The receipt was the last major influx of cash into the District until mid-June. We needed to draw from our line of credit in the amount of \$2,000,000.00 from Abby Bank for the April month end payroll

Fd	T	Loc	Obj	Func	Prj	Obj	2020-21	April 2020-21	2020-21	2020-21	Encumbered	Unencumbered	Unexpended
							Revised Budget	Monthly Activity	FYTD Activity	FYTD %	Amount	Balance	Balance
10	E	---	1--	110000	---	SALARIES	3,344,003.61	252,143.01	2,093,914.13	62.62	0.00	1,250,089.48	1,250,089.48
10	E	---	2--	110000	---	EMPLOYEE BENEFITS	1,493,227.10	117,723.49	955,180.95	63.97	0.00	538,046.15	538,046.15
10	E	---	3--	110000	---	PURCHASED SERVICES	45,665.00	1,279.56	72,580.25	158.94	9,300.89	36,216.14-	26,915.25-
10	E	---	4--	110000	---	NON-CAPITAL OBJECTS	75,330.00	1,660.99	58,139.10	77.18	2,676.76	14,514.14	17,190.90
10	E	---	9--	110000	---	OTHER EXPENDITURES	8,000.00	0.00	3,165.00	39.56	0.00	4,835.00	4,835.00
10	E	---	---	110000	---	UNDIFFERENTIATED CURRICU	4,966,225.71	372,807.05	3,182,979.43	64.09	11,977.65	1,771,268.63	1,783,246.28
10	E	---	4--	120000	---	NON-CAPITAL OBJECTS	0.00	0.00	425.16	0.00	0.00	425.16-	425.16-
10	E	---	---	120000	---	REGULAR CURRICULUM	0.00	0.00	425.16	0.00	0.00	425.16-	425.16-
10	E	---	1--	121000	---	SALARIES	215,800.00	17,983.36	142,728.81	66.14	0.00	73,071.19	73,071.19
10	E	---	2--	121000	---	EMPLOYEE BENEFITS	101,235.07	7,133.99	56,437.34	55.75	0.00	44,797.73	44,797.73
10	E	---	3--	121000	---	PURCHASED SERVICES	0.00	0.00	57.46	0.00	0.00	57.46-	57.46-
10	E	---	4--	121000	---	NON-CAPITAL OBJECTS	27,000.00	762.92	29,413.78	108.94	290.82	2,704.60-	2,413.78-
10	E	---	---	121000	---	ART	344,035.07	25,880.27	228,637.39	66.46	290.82	115,106.86	115,397.68
10	E	---	1--	122000	---	SALARIES	969,567.52	89,021.11	711,552.26	73.39	0.00	258,015.26	258,015.26
10	E	---	2--	122000	---	EMPLOYEE BENEFITS	501,211.65	44,163.25	359,044.24	71.64	0.00	142,167.41	142,167.41
10	E	---	3--	122000	---	PURCHASED SERVICES	20,065.00	462.68	11,650.68	58.06	1,000.00	7,414.32	8,414.32
10	E	---	4--	122000	---	NON-CAPITAL OBJECTS	21,337.00	350.78	16,814.12	78.80	800.00	3,722.88	4,522.88
10	E	---	9--	122000	---	OTHER EXPENDITURES	300.00	0.00	392.00	130.67	0.00	92.00-	92.00-
10	E	---	---	122000	---	ENGLISH LANGUAGE	1,512,481.17	133,997.82	1,099,453.30	72.69	1,800.00	411,227.87	413,027.87
10	E	---	1--	122110	---	SALARIES	90,207.36	5,197.56	42,259.82	46.85	0.00	47,947.54	47,947.54
10	E	---	2--	122110	---	EMPLOYEE BENEFITS	74,978.23	2,454.03	19,950.61	26.61	0.00	55,027.62	55,027.62
10	E	---	---	122110	---	READING	165,185.59	7,651.59	62,210.43	37.66	0.00	102,975.16	102,975.16
10	E	---	1--	122115	---	SALARIES	0.00	2,122.05	18,337.67	0.00	0.00	18,337.67-	18,337.67-
10	E	---	2--	122115	---	EMPLOYEE BENEFITS	0.00	2,660.80	20,166.16	0.00	0.00	20,166.16-	20,166.16-
10	E	---	3--	122115	---	PURCHASED SERVICES	17,888.00	0.00	17,518.25	97.93	0.00	369.75	369.75
10	E	---	4--	122115	---	NON-CAPITAL OBJECTS	3,277.00	0.00	52.87	1.61	0.00	3,224.13	3,224.13
10	E	---	---	122115	---	INTERVENTION	21,165.00	4,782.85	56,074.95	264.94	0.00	34,909.95-	34,909.95-
10	E	---	3--	122600	---	PURCHASED SERVICES	1,500.00	0.00	2,375.00	158.33	0.00	875.00-	875.00-
10	E	---	4--	122600	---	NON-CAPITAL OBJECTS	6,500.00	226.97	486.24	7.48	593.01	5,420.75	6,013.76
10	E	---	9--	122600	---	OTHER EXPENDITURES	2,000.00	0.00	2,135.75	106.79	0.00	135.75-	135.75-
10	E	---	---	122600	---	DRAMA	10,000.00	226.97	4,996.99	49.97	593.01	4,410.00	5,003.01
10	E	---	1--	123208	---	SALARIES	60,400.00	5,033.34	40,266.64	66.67	0.00	20,133.36	20,133.36
10	E	---	2--	123208	---	EMPLOYEE BENEFITS	18,794.76	1,515.99	12,158.76	64.69	0.00	6,636.00	6,636.00

Fd	T	Loc	Obj	Func	Prj	Obj	2020-21	April 2020-21	2020-21	2020-21	Encumbered	Unencumbered	Unexpended
							Revised Budget	Monthly Activity	FYTD Activity	FYTD %	Amount	Balance	Balance
10	E	---	3--	123208	---	PURCHASED SERVICES	0.00	39.78	94.50	0.00	0.00	94.50-	94.50-
10	E	---	4--	123208	---	NON-CAPITAL OBJECTS	500.00	0.00	481.56	96.31	0.00	18.44	18.44
10	E	---	---	123208	---	FRENCH	79,694.76	6,589.11	53,001.46	66.51	0.00	26,693.30	26,693.30
10	E	---	1--	123219	---	SALARIES	89,800.00	7,483.34	59,866.64	66.67	0.00	29,933.36	29,933.36
10	E	---	2--	123219	---	EMPLOYEE BENEFITS	46,854.06	3,759.04	29,933.46	63.89	0.00	16,920.60	16,920.60
10	E	---	3--	123219	---	PURCHASED SERVICES	300.00	0.00	59.83	19.94	0.00	240.17	240.17
10	E	---	4--	123219	---	NON-CAPITAL OBJECTS	2,300.00	0.00	1,490.44	64.80	16.37	793.19	809.56
10	E	---	9--	123219	---	OTHER EXPENDITURES	60.00	0.00	0.00	0.00	0.00	60.00	60.00
10	E	---	---	123219	---	SPANISH	139,314.06	11,242.38	91,350.37	65.57	16.37	47,947.32	47,963.69
10	E	---	1--	124000	---	SALARIES	508,954.00	40,877.80	337,869.59	66.39	0.00	171,084.41	171,084.41
10	E	---	2--	124000	---	EMPLOYEE BENEFITS	284,483.01	22,565.03	180,745.71	63.53	0.00	103,737.30	103,737.30
10	E	---	3--	124000	---	PURCHASED SERVICES	0.00	0.00	262.00	0.00	44,619.44	44,881.44-	262.00-
10	E	---	4--	124000	---	NON-CAPITAL OBJECTS	32,750.00	105.14	6,617.90	20.21	10,000.00	16,132.10	26,132.10
10	E	---	---	124000	---	MATHEMATICS	826,187.01	63,547.97	525,495.20	63.60	54,619.44	246,072.37	300,691.81
10	E	---	1--	125400	---	SALARIES	220,957.00	18,413.12	147,304.52	66.67	0.00	73,652.48	73,652.48
10	E	---	2--	125400	---	EMPLOYEE BENEFITS	111,016.97	8,733.61	70,350.14	63.37	0.00	40,666.83	40,666.83
10	E	---	3--	125400	---	PURCHASED SERVICES	11,214.00	0.00	6,227.83	55.54	355.00	4,631.17	4,986.17
10	E	---	4--	125400	---	NON-CAPITAL OBJECTS	33,014.00	5,904.45	29,665.02	89.86	3,661.81	312.83-	3,348.98
10	E	---	5--	125400	---	CAPITAL OBJECTS	1,300.00	0.00	0.00	0.00	0.00	1,300.00	1,300.00
10	E	---	9--	125400	---	OTHER EXPENDITURES	4,245.00	394.03	1,590.28	37.46	0.00	2,654.72	2,654.72
10	E	---	---	125400	---	VOCAL MUSIC	381,746.97	33,445.21	255,137.79	66.83	4,016.81	122,592.37	126,609.18
10	E	---	1--	125500	---	SALARIES	153,800.00	12,816.70	102,533.20	66.67	0.00	51,266.80	51,266.80
10	E	---	2--	125500	---	EMPLOYEE BENEFITS	66,997.99	5,434.19	43,175.03	64.44	0.00	23,822.96	23,822.96
10	E	---	3--	125500	---	PURCHASED SERVICES	9,750.00	340.00	4,616.55	47.35	5,026.50	106.95	5,133.45
10	E	---	4--	125500	---	NON-CAPITAL OBJECTS	17,826.00	1,061.64	12,325.14	69.14	2,797.15	2,703.71	5,500.86
10	E	---	9--	125500	---	OTHER EXPENDITURES	2,080.00	144.02	884.22	42.51	0.00	1,195.78	1,195.78
10	E	---	---	125500	---	INSTRUMENTAL MUSIC	250,453.99	19,796.55	163,534.14	65.30	7,823.65	79,096.20	86,919.85
10	E	---	1--	126000	---	SALARIES	457,410.60	38,419.52	300,073.75	65.60	0.00	157,336.85	157,336.85
10	E	---	2--	126000	---	EMPLOYEE BENEFITS	231,907.99	18,529.39	144,692.06	62.39	0.00	87,215.93	87,215.93
10	E	---	3--	126000	---	PURCHASED SERVICES	750.00	0.00	0.00	0.00	0.00	750.00	750.00
10	E	---	4--	126000	---	NON-CAPITAL OBJECTS	21,075.00	486.29	11,167.45	52.99	2,598.73	7,308.82	9,907.55
10	E	---	5--	126000	---	CAPITAL OBJECTS	5,000.00	0.00	0.00	0.00	0.00	5,000.00	5,000.00
10	E	---	---	126000	---	SCIENCE	716,143.59	57,435.20	455,933.26	63.67	2,598.73	257,611.60	260,210.33
10	E	---	1--	127000	---	SALARIES	486,671.00	37,222.00	296,500.61	60.92	0.00	190,170.39	190,170.39

Fd	T	Loc	Obj	Func	Prj	Obj	2020-21	April 2020-21	2020-21	2020-21	Encumbered	Unencumbered	Unexpended
							Revised Budget	Monthly Activity	FYTD Activity	FYTD %	Amount	Balance	Balance
10	E	---	2--	127000	---	EMPLOYEE BENEFITS	243,531.46	16,134.26	135,564.81	55.67	0.00	107,966.65	107,966.65
10	E	---	3--	127000	---	PURCHASED SERVICES	350.00	0.00	718.51	205.29	0.00	368.51-	368.51-
10	E	---	4--	127000	---	NON-CAPITAL OBJECTS	1,355.00	7.20	4,344.88	320.66	0.00	2,989.88-	2,989.88-
10	E	---	9--	127000	---	OTHER EXPENDITURES	250.00	0.00	0.00	0.00	0.00	250.00	250.00
10	E	---	---	127000	---	SOCIAL SCIENCE	732,157.46	53,363.46	437,128.81	59.70	0.00	295,028.65	295,028.65
10	E	---	1--	129000	---	SALARIES	15,774.00	1,526.61	13,148.01	83.35	0.00	2,625.99	2,625.99
10	E	---	2--	129000	---	EMPLOYEE BENEFITS	11,828.33	1,278.29	9,772.36	82.62	0.00	2,055.97	2,055.97
10	E	---	3--	129000	---	PURCHASED SERVICES	0.00	25.00-	25.00-	0.00	0.00	25.00	25.00
10	E	---	---	129000	---	OTHER REGULAR CURRICULUM	27,602.33	2,779.90	22,895.37	82.95	0.00	4,706.96	4,706.96
10	E	---	3--	129300	---	PURCHASED SERVICES	26,550.00	1,775.20	24,380.68	91.83	30,600.00	28,430.68-	2,169.32
10	E	---	4--	129300	---	NON-CAPITAL OBJECTS	205,219.00	19,303.58	181,375.09	88.38	29,989.00	6,145.09-	23,843.91
10	E	---	5--	129300	---	CAPITAL OBJECTS	1,000.00	0.00	0.00	0.00	0.00	1,000.00	1,000.00
10	E	---	---	129300	---	COMPUTER LITERACY	232,769.00	21,078.78	205,755.77	88.39	60,589.00	33,575.77-	27,013.23
10	E	---	1--	131000	---	SALARIES	70,750.00	5,895.84	48,026.98	67.88	0.00	22,723.02	22,723.02
10	E	---	2--	131000	---	EMPLOYEE BENEFITS	46,030.50	3,694.92	29,874.43	64.90	0.00	16,156.07	16,156.07
10	E	---	3--	131000	---	PURCHASED SERVICES	0.00	0.00	399.00	0.00	0.00	399.00-	399.00-
10	E	---	4--	131000	---	NON-CAPITAL OBJECTS	3,907.00	826.89	5,729.49	146.65	1,594.14	3,416.63-	1,822.49-
10	E	---	5--	131000	---	CAPITAL OBJECTS	900.00	0.00	0.00	0.00	0.00	900.00	900.00
10	E	---	---	131000	---	AGRICULTURE	121,587.50	10,417.65	84,029.90	69.11	1,594.14	35,963.46	37,557.60
10	E	---	1--	132000	---	SALARIES	98,100.00	8,175.02	65,399.92	66.67	0.00	32,700.08	32,700.08
10	E	---	2--	132000	---	EMPLOYEE BENEFITS	39,637.95	3,197.83	25,425.87	64.15	0.00	14,212.08	14,212.08
10	E	---	3--	132000	---	PURCHASED SERVICES	2,900.00	0.00	0.00	0.00	0.00	2,900.00	2,900.00
10	E	---	4--	132000	---	NON-CAPITAL OBJECTS	10,063.00	0.00	11,072.24	110.03	100.00	1,109.24-	1,009.24-
10	E	---	9--	132000	---	OTHER EXPENDITURES	1,600.00	0.00	42.00-	2.63-	0.00	1,642.00	1,642.00
10	E	---	---	132000	---	BUSINESS OCCUPATIONS	152,300.95	11,372.85	101,856.03	66.88	100.00	50,344.92	50,444.92
10	E	---	1--	135000	---	SALARIES	88,874.00	7,406.18	59,249.28	66.67	0.00	29,624.72	29,624.72
10	E	---	2--	135000	---	EMPLOYEE BENEFITS	50,370.80	4,057.13	32,186.57	63.90	0.00	18,184.23	18,184.23
10	E	---	3--	135000	---	PURCHASED SERVICES	3,850.00	0.00	0.00	0.00	0.00	3,850.00	3,850.00
10	E	---	4--	135000	---	NON-CAPITAL OBJECTS	19,250.00	546.35	11,221.17	58.29	7,565.18	463.65	8,028.83
10	E	---	---	135000	---	HOME ECONOMICS	162,344.80	12,009.66	102,657.02	63.23	7,565.18	52,122.60	59,687.78
10	E	---	1--	136000	---	SALARIES	229,911.00	19,159.28	153,273.88	66.67	0.00	76,637.12	76,637.12
10	E	---	2--	136000	---	EMPLOYEE BENEFITS	99,428.80	7,903.39	62,627.61	62.99	0.00	36,801.19	36,801.19
10	E	---	3--	136000	---	PURCHASED SERVICES	2,000.00	0.00	0.00	0.00	0.00	2,000.00	2,000.00
10	E	---	4--	136000	---	NON-CAPITAL OBJECTS	24,700.00	2,654.66	13,694.14	55.44	4,158.51	6,847.35	11,005.86

Fd	T	Loc	Obj	Func	Prj	Obj	2020-21	April 2020-21	2020-21	2020-21	Encumbered	Unencumbered	Unexpended
							Revised Budget	Monthly Activity	FYTD Activity	FYTD %	Amount	Balance	Balance
10	E	---	---	136000	---	TECHNOLOGY EDUCATION	356,039.80	29,717.33	229,595.63	64.49	4,158.51	122,285.66	126,444.17
10	E	---	1--	138000	---	SALARIES	30,946.96	2,710.16	24,169.68	78.10	0.00	6,777.28	6,777.28
10	E	---	2--	138000	---	EMPLOYEE BENEFITS	26,865.13	2,208.56	21,016.34	78.23	0.00	5,848.79	5,848.79
10	E	---	---	138000	---	VOCATIONAL SPECIAL NEEDS	57,812.09	4,918.72	45,186.02	78.16	0.00	12,626.07	12,626.07
10	E	---	1--	139000	---	SALARIES	10,500.00	728.82	3,832.21	36.50	0.00	6,667.79	6,667.79
10	E	---	2--	139000	---	EMPLOYEE BENEFITS	0.00	55.76	293.17	0.00	0.00	293.17	293.17
10	E	---	---	139000	---	OTHER VOCATIONAL CURRICU	10,500.00	784.58	4,125.38	39.29	0.00	6,374.62	6,374.62
10	E	---	4--	141000	---	NON-CAPITAL OBJECTS	500.00	0.00	0.00	0.00	0.00	500.00	500.00
10	E	---	---	141000	---	HEALTH EDUCATION	500.00	0.00	0.00	0.00	0.00	500.00	500.00
10	E	---	1--	143000	---	SALARIES	430,635.09	31,087.73	271,749.97	63.10	0.00	158,885.12	158,885.12
10	E	---	2--	143000	---	EMPLOYEE BENEFITS	188,037.11	11,954.02	112,254.10	59.70	0.00	75,783.01	75,783.01
10	E	---	3--	143000	---	PURCHASED SERVICES	8,625.00	17.60	8,020.45	92.99	0.00	604.55	604.55
10	E	---	4--	143000	---	NON-CAPITAL OBJECTS	12,860.00	0.00	10,516.54	81.78	238.00	2,105.46	2,343.46
10	E	---	---	143000	---	PHYSICAL EDUCATION	640,157.20	43,024.15	402,541.06	62.88	238.00	237,378.14	237,616.14
10	E	---	1--	161000	---	SALARIES	30,000.00	4,734.00	5,234.25	17.45	0.00	24,765.75	24,765.75
10	E	---	2--	161000	---	EMPLOYEE BENEFITS	4,090.00	662.91	731.52	17.89	0.00	3,358.48	3,358.48
10	E	---	3--	161000	---	PURCHASED SERVICES	645.00	0.00	103.74	16.08	0.00	541.26	541.26
10	E	---	4--	161000	---	NON-CAPITAL OBJECTS	50.00	93.21	343.71	687.42	0.00	293.71	293.71
10	E	---	9--	161000	---	OTHER EXPENDITURES	275.00	75.00	105.00	38.18	0.00	170.00	170.00
10	E	---	---	161000	---	CO-CURRICULAR ACADEMIC	35,060.00	5,565.12	6,518.22	18.59	0.00	28,541.78	28,541.78
10	E	---	1--	162000	---	SALARIES	140,000.00	423.10	91,323.31	65.23	0.00	48,676.69	48,676.69
10	E	---	2--	162000	---	EMPLOYEE BENEFITS	18,950.00	56.42	10,053.32	53.05	0.00	8,896.68	8,896.68
10	E	---	3--	162000	---	PURCHASED SERVICES	88,500.00	620.00	67,070.38	75.79	0.00	21,429.62	21,429.62
10	E	---	4--	162000	---	NON-CAPITAL OBJECTS	57,000.00	1,604.32	33,277.04	58.38	20,000.00	3,722.96	23,722.96
10	E	---	5--	162000	---	CAPITAL OBJECTS	5,000.00	0.00	0.00	0.00	0.00	5,000.00	5,000.00
10	E	---	9--	162000	---	OTHER EXPENDITURES	18,530.00	50.00	3,405.00	18.38	0.00	15,125.00	15,125.00
10	E	---	---	162000	---	CO-CURRICULAR ATHLETICS	327,980.00	2,653.84	205,129.05	62.54	20,000.00	102,850.95	122,850.95
10	E	---	1--	171000	---	SALARIES	128,600.00	8,933.84	85,731.80	66.67	0.00	42,868.20	42,868.20
10	E	---	2--	171000	---	EMPLOYEE BENEFITS	86,166.50	4,891.44	41,240.23	47.86	0.00	44,926.27	44,926.27
10	E	---	3--	171000	---	PURCHASED SERVICES	20,000.00	2,210.00	21,234.32	106.17	0.00	1,234.32	1,234.32
10	E	---	---	171000	---	CULTURALLY/SOCIALLY DISA	234,766.50	16,035.28	148,206.35	63.13	0.00	86,560.15	86,560.15
10	E	---	1--	172000	---	SALARIES	19,750.00	1,645.84	14,026.98	71.02	0.00	5,723.02	5,723.02

Fd	T	Loc	Obj	Func	Prj	Obj	2020-21	April 2020-21	2020-21	2020-21	Encumbered	Unencumbered	Unexpended
							Revised Budget	Monthly Activity	FYTD Activity	FYTD %	Amount	Balance	Balance
10	E	---	2--	172000	---	EMPLOYEE BENEFITS	14,776.55	1,181.72	9,935.67	67.24	0.00	4,840.88	4,840.88
10	E	---	3--	172000	---	PURCHASED SERVICES	2,755.00	0.00	0.00	0.00	0.00	2,755.00	2,755.00
10	E	---	4--	172000	---	NON-CAPITAL OBJECTS	5,625.00	59.60	1,856.81	33.01	0.00	3,768.19	3,768.19
10	E	---	9--	172000	---	OTHER EXPENDITURES	2,745.00	0.00	1,570.00	57.19	0.00	1,175.00	1,175.00
10	E	---	---	172000	---	GIFTED AND TALENTED	45,651.55	2,887.16	27,389.46	60.00	0.00	18,262.09	18,262.09
10	E	---	1--	179000	---	SALARIES	66,858.00	5,571.50	44,152.97	66.04	0.00	22,705.03	22,705.03
10	E	---	2--	179000	---	EMPLOYEE BENEFITS	33,599.34	2,694.04	21,245.57	63.23	0.00	12,353.77	12,353.77
10	E	---	---	179000	---	OTHER SPECIAL NEEDS	100,457.34	8,265.54	65,398.54	65.10	0.00	35,058.80	35,058.80
10	E	---	---	1-----	---	INSTRUCTION	12,650,319.44	962,276.99	8,267,642.48	65.36	177,981.31	4,204,695.65	4,382,676.96
10	E	---	1--	212000	---	SALARIES	19,885.00	10,459.81-	1,139.69	5.73	0.00	18,745.31	18,745.31
10	E	---	2--	212000	---	EMPLOYEE BENEFITS	12,662.52	7,535.54-	93.45	0.74	0.00	12,569.07	12,569.07
10	E	---	---	212000	---	SOCIAL WORK	32,547.52	17,995.35-	1,233.14	3.79	0.00	31,314.38	31,314.38
10	E	---	1--	213000	---	SALARIES	247,360.22	26,478.17	199,622.66	80.70	0.00	47,737.56	47,737.56
10	E	---	2--	213000	---	EMPLOYEE BENEFITS	95,220.88	10,949.77	78,337.52	82.27	0.00	16,883.36	16,883.36
10	E	---	3--	213000	---	PURCHASED SERVICES	7,775.00	1,152.78	1,752.78	22.54	0.00	6,022.22	6,022.22
10	E	---	4--	213000	---	NON-CAPITAL OBJECTS	8,150.00	1,025.14	4,111.87	50.45	991.61	3,046.52	4,038.13
10	E	---	---	213000	---	PUPIL SERVICES - GUIDANC	358,506.10	39,605.86	283,824.83	79.17	991.61	73,689.66	74,681.27
10	E	---	1--	214000	---	SALARIES	91,600.00	7,633.36	61,066.56	66.67	0.00	30,533.44	30,533.44
10	E	---	2--	214000	---	EMPLOYEE BENEFITS	59,253.86	4,683.50	30,582.29	51.61	0.00	28,671.57	28,671.57
10	E	---	3--	214000	---	PURCHASED SERVICES	750.00	90.00	858.17	114.42	0.00	108.17-	108.17-
10	E	---	4--	214000	---	NON-CAPITAL OBJECTS	4,000.00	23.75	2,781.50	69.54	367.64	850.86	1,218.50
10	E	---	9--	214000	---	OTHER EXPENDITURES	160.00	0.00	160.00	100.00	0.00	0.00	0.00
10	E	---	---	214000	---	PUPIL SERVICES - NURSE	155,763.86	12,430.61	95,448.52	61.28	367.64	59,947.70	60,315.34
10	E	---	1--	215000	---	SALARIES	0.00	0.00	5,131.90	0.00	0.00	5,131.90-	5,131.90-
10	E	---	2--	215000	---	EMPLOYEE BENEFITS	0.00	0.00	2,603.92	0.00	0.00	2,603.92-	2,603.92-
10	E	---	4--	215000	---	NON-CAPITAL OBJECTS	0.00	0.00	130.00	0.00	0.00	130.00-	130.00-
10	E	---	---	215000	---	PSYCHOLOGICAL SERVICES	0.00	0.00	7,865.82	0.00	0.00	7,865.82-	7,865.82-
10	E	---	1--	219000	---	SALARIES	49,662.00	4,372.55	39,671.62	79.88	0.00	9,990.38	9,990.38
10	E	---	2--	219000	---	EMPLOYEE BENEFITS	47,419.67	3,905.01	30,519.70	64.36	0.00	16,899.97	16,899.97
10	E	---	3--	219000	---	PURCHASED SERVICES	3,750.00	0.00	4,225.00	112.67	0.00	475.00-	475.00-
10	E	---	4--	219000	---	NON-CAPITAL OBJECTS	10,000.00	0.00	427.24	4.27	0.00	9,572.76	9,572.76
10	E	---	9--	219000	---	OTHER EXPENDITURES	0.00	0.00	300.00	0.00	0.00	300.00-	300.00-
10	E	---	---	219000	---	OTHER PUPIL SERVICES	110,831.67	8,277.56	75,143.56	67.80	0.00	35,688.11	35,688.11

Fd	T	Loc	Obj	Func	Prj	Obj	2020-21	April 2020-21	2020-21	2020-21	Encumbered	Unencumbered	Unexpended
							Revised Budget	Monthly Activity	FYTD Activity	FYTD %	Amount	Balance	Balance
10	E	---	1--	221000	---	SALARIES	0.00	1,144.50-	19.25	0.00	0.00	19.25-	19.25-
10	E	---	2--	221000	---	EMPLOYEE BENEFITS	0.00	2.63	2.63	0.00	0.00	2.63-	2.63-
10	E	---	---	221000	---	IMPROVEMENT OF INSTRUCTI	0.00	1,141.87-	21.88	0.00	0.00	21.88-	21.88-
10	E	---	1--	221200	---	SALARIES	13,300.00	1,760.38	6,986.35	52.53	0.00	6,313.65	6,313.65
10	E	---	2--	221200	---	EMPLOYEE BENEFITS	0.00	83.37	811.47	0.00	0.00	811.47-	811.47-
10	E	---	3--	221200	---	PURCHASED SERVICES	16,570.00	2,414.10	12,636.17	76.26	0.00	3,933.83	3,933.83
10	E	---	4--	221200	---	NON-CAPITAL OBJECTS	6,000.00	925.33	4,178.63	69.64	1,000.00	821.37	1,821.37
10	E	---	9--	221200	---	OTHER EXPENDITURES	3,200.00	0.00	4,315.00	134.84	0.00	1,115.00-	1,115.00-
10	E	---	---	221200	---	CURRICULUM DEVELOPMENT	39,070.00	5,183.18	28,927.62	74.04	1,000.00	9,142.38	10,142.38
10	E	---	1--	221201	---	SALARIES	109,466.00	9,122.18	91,221.64	83.33	0.00	18,244.36	18,244.36
10	E	---	2--	221201	---	EMPLOYEE BENEFITS	37,949.62	3,030.74	30,641.18	80.74	0.00	7,308.44	7,308.44
10	E	---	---	221201	---	CURRICULUM DEVELOPMENT	147,415.62	12,152.92	121,862.82	82.67	0.00	25,552.80	25,552.80
10	E	---	1--	221300	---	SALARIES	64,253.00	5,435.06	63,973.62	99.57	0.00	279.38	279.38
10	E	---	2--	221300	---	EMPLOYEE BENEFITS	30,000.00	741.24	21,302.97	71.01	0.00	8,697.03	8,697.03
10	E	---	3--	221300	---	PURCHASED SERVICES	49,300.00	1,003.60	41,118.20	83.40	0.00	8,181.80	8,181.80
10	E	---	4--	221300	---	NON-CAPITAL OBJECTS	15,865.00	119.14	5,228.82	32.96	0.00	10,636.18	10,636.18
10	E	---	9--	221300	---	OTHER EXPENDITURES	1,000.00	0.00	203.00	20.30	0.00	797.00	797.00
10	E	---	---	221300	---	INSTRUCTIONAL STAFF TRAI	160,418.00	7,299.04	131,826.61	82.18	0.00	28,591.39	28,591.39
10	E	---	3--	221500	---	PURCHASED SERVICES	1,999.00	0.00	9,753.77	487.93	0.00	7,754.77-	7,754.77-
10	E	---	4--	221500	---	NON-CAPITAL OBJECTS	36,800.00	76.00	115,397.45	313.58	0.00	78,597.45-	78,597.45-
10	E	---	---	221500	---	INSTRUCTION RELATED TECH	38,799.00	76.00	125,151.22	322.56	0.00	86,352.22-	86,352.22-
10	E	---	1--	221900	---	SALARIES	0.00	0.00	425.00	0.00	0.00	425.00-	425.00-
10	E	---	2--	221900	---	EMPLOYEE BENEFITS	0.00	0.00	32.51	0.00	0.00	32.51-	32.51-
10	E	---	---	221900	---	OTHER IMPROVEMENT OF INS	0.00	0.00	457.51	0.00	0.00	457.51-	457.51-
10	E	---	1--	222200	---	SALARIES	258,554.88	22,514.54	182,089.37	70.43	0.00	76,465.51	76,465.51
10	E	---	2--	222200	---	EMPLOYEE BENEFITS	198,175.85	14,073.43	109,424.37	55.22	0.00	88,751.48	88,751.48
10	E	---	3--	222200	---	PURCHASED SERVICES	13,910.00	0.00	15,038.37	108.11	2,362.21	3,490.58-	1,128.37-
10	E	---	4--	222200	---	NON-CAPITAL OBJECTS	78,707.00	7,007.15	79,760.52	101.34	5,402.10	6,455.62-	1,053.52-
10	E	---	9--	222200	---	OTHER EXPENDITURES	400.00	0.00	920.00	230.00	0.00	520.00-	520.00-
10	E	---	---	222200	---	SCHOOL LIBRARY	549,747.73	43,595.12	387,232.63	70.44	7,764.31	154,750.79	162,515.10
10	E	---	1--	222300	---	SALARIES	43,722.72	3,786.07	35,913.89	82.14	0.00	7,808.83	7,808.83
10	E	---	2--	222300	---	EMPLOYEE BENEFITS	8,875.71	763.45	7,207.16	81.20	0.00	1,668.55	1,668.55
10	E	---	3--	222300	---	PURCHASED SERVICES	1,023.00	0.00	0.00	0.00	0.00	1,023.00	1,023.00

Fd	T	Loc	Obj	Func	Prj	Obj	2020-21	April 2020-21	2020-21	2020-21	Encumbered	Unencumbered	Unexpended
							Revised Budget	Monthly Activity	FYTD Activity	FYTD %	Amount	Balance	Balance
10	E	---	4--	222300	---	NON-CAPITAL OBJECTS	2,300.00	0.00	10,945.56	475.89	1,395.72	10,041.28-	8,645.56-
10	E	---	5--	222300	---	CAPITAL OBJECTS	7,700.00	0.00	0.00	0.00	0.00	7,700.00	7,700.00
10	E	---	---	222300	---	AUDIOVISUAL	63,621.43	4,549.52	54,066.61	84.98	1,395.72	8,159.10	9,554.82
10	E	---	1--	223700	---	SALARIES	25,026.00	2,085.50	16,684.00	66.67	0.00	8,342.00	8,342.00
10	E	---	2--	223700	---	EMPLOYEE BENEFITS	13,897.10	1,118.38	8,874.32	63.86	0.00	5,022.78	5,022.78
10	E	---	---	223700	---	SUP/COOR VOC ED - LVEC	38,923.10	3,203.88	25,558.32	65.66	0.00	13,364.78	13,364.78
10	E	---	1--	223900	---	SALARIES	51,197.73	7,080.48	35,024.27	68.41	0.00	16,173.46	16,173.46
10	E	---	2--	223900	---	EMPLOYEE BENEFITS	32,786.87	2,553.40	19,925.34	60.77	0.00	12,861.53	12,861.53
10	E	---	3--	223900	---	PURCHASED SERVICES	2,000.00	0.00	0.00	0.00	0.00	2,000.00	2,000.00
10	E	---	4--	223900	---	NON-CAPITAL OBJECTS	2,850.00	90.00-	90.00-	3.16-	0.00	2,940.00	2,940.00
10	E	---	9--	223900	---	OTHER EXPENDITURES	0.00	0.00	920.00	0.00	0.00	920.00-	920.00-
10	E	---	---	223900	---	SUPERVISION AND COORD-OT	88,834.60	9,543.88	55,779.61	62.79	0.00	33,054.99	33,054.99
10	E	---	1--	229000	---	SALARIES	109,538.71	8,087.38	81,017.18	73.96	0.00	28,521.53	28,521.53
10	E	---	2--	229000	---	EMPLOYEE BENEFITS	44,978.36	2,949.60	29,279.77	65.10	0.00	15,698.59	15,698.59
10	E	---	---	229000	---	OTHER INSTRUCTIONAL STAF	154,517.07	11,036.98	110,296.95	71.38	0.00	44,220.12	44,220.12
10	E	---	1--	231000	---	SALARIES	18,500.00	2,925.00	13,680.00	73.95	0.00	4,820.00	4,820.00
10	E	---	2--	231000	---	EMPLOYEE BENEFITS	1,350.00	223.79	1,046.61	77.53	0.00	303.39	303.39
10	E	---	3--	231000	---	PURCHASED SERVICES	40,000.00	3,393.25	33,661.83	84.15	0.00	6,338.17	6,338.17
10	E	---	4--	231000	---	NON-CAPITAL OBJECTS	4,000.00	966.09	3,374.80	84.37	0.00	625.20	625.20
10	E	---	9--	231000	---	OTHER EXPENDITURES	8,500.00	0.00	315.00	3.71	0.00	8,185.00	8,185.00
10	E	---	---	231000	---	BOARD OF EDUCATION	72,350.00	7,508.13	52,078.24	71.98	0.00	20,271.76	20,271.76
10	E	---	3--	231500	---	PURCHASED SERVICES	11,500.00	3,012.00	12,684.50	110.30	0.00	1,184.50-	1,184.50-
10	E	---	---	231500	---	BOARD OF EDUCATION - LEG	11,500.00	3,012.00	12,684.50	110.30	0.00	1,184.50-	1,184.50-
10	E	---	1--	232000	---	SALARIES	179,304.45	15,408.60	139,592.59	77.85	0.00	39,711.86	39,711.86
10	E	---	2--	232000	---	EMPLOYEE BENEFITS	72,349.09	5,982.45	56,568.34	78.19	0.00	15,780.75	15,780.75
10	E	---	3--	232000	---	PURCHASED SERVICES	2,120.00	0.00	1,113.75	52.54	0.00	1,006.25	1,006.25
10	E	---	4--	232000	---	NON-CAPITAL OBJECTS	2,500.00	480.98	1,822.03	72.88	395.00	282.97	677.97
10	E	---	9--	232000	---	OTHER EXPENDITURES	2,030.00	0.00	2,290.00	112.81	0.00	260.00-	260.00-
10	E	---	---	232000	---	CENTRAL ADMINISTRATION	258,303.54	21,872.03	201,386.71	77.97	395.00	56,521.83	56,916.83
10	E	---	9--	239000	---	OTHER EXPENDITURES	0.00	0.00	1,660.02	0.00	0.00	1,660.02-	1,660.02-
10	E	---	---	239000	---	OTHER GENERAL ADMINISTRA	0.00	0.00	1,660.02	0.00	0.00	1,660.02-	1,660.02-
10	E	---	1--	240000	---	SALARIES	846,284.71	65,657.04	653,275.63	77.19	0.00	193,009.08	193,009.08

Fd	T	Loc	Obj	Func	Prj	Obj	2020-21	April 2020-21	2020-21	2020-21	Encumbered	Unencumbered	Unexpended
							Revised Budget	Monthly Activity	FYTD Activity	FYTD %	Amount	Balance	Balance
10	E	---	2--	240000	---	EMPLOYEE BENEFITS	461,950.60	29,405.05	283,966.10	61.47	0.00	177,984.50	177,984.50
10	E	---	3--	240000	---	PURCHASED SERVICES	24,715.00	246.41	13,211.56	53.46	0.00	11,503.44	11,503.44
10	E	---	4--	240000	---	NON-CAPITAL OBJECTS	71,082.00	1,398.81	55,663.02	78.31	2,964.99	12,453.99	15,418.98
10	E	---	9--	240000	---	OTHER EXPENDITURES	6,000.00	10.00	3,309.00	55.15	0.00	2,691.00	2,691.00
10	E	---	---	240000	---	BUILDING ADMINISTRATION	1,410,032.31	96,717.31	1,009,425.31	71.59	2,964.99	397,642.01	400,607.00
10	E	---	1--	252000	---	SALARIES	182,429.07	13,350.04	132,132.34	72.43	0.00	50,296.73	50,296.73
10	E	---	2--	252000	---	EMPLOYEE BENEFITS	80,665.65	6,504.95	62,673.54	77.70	0.00	17,992.11	17,992.11
10	E	---	3--	252000	---	PURCHASED SERVICES	10,950.00	2,400.00	8,395.00	76.67	0.00	2,555.00	2,555.00
10	E	---	4--	252000	---	NON-CAPITAL OBJECTS	1,000.00	0.00	935.03	93.50	1,094.00	1,029.03-	64.97
10	E	---	9--	252000	---	OTHER EXPENDITURES	8,050.00	312.97	3,450.99	42.87	0.00	4,599.01	4,599.01
10	E	---	---	252000	---	FISCAL	283,094.72	22,567.96	207,586.90	73.33	1,094.00	74,413.82	75,507.82
10	E	---	1--	253000	---	SALARIES	533,584.03	51,069.67	520,391.18	97.53	0.00	13,192.85	13,192.85
10	E	---	2--	253000	---	EMPLOYEE BENEFITS	333,149.91	30,294.72	272,245.41	81.72	0.00	60,904.50	60,904.50
10	E	---	3--	253000	---	PURCHASED SERVICES	498,865.00	36,643.16	354,111.02	70.98	2,505.53	142,248.45	144,753.98
10	E	---	4--	253000	---	NON-CAPITAL OBJECTS	391,736.00	22,478.38	238,491.38	60.88	132,644.67	20,599.95	153,244.62
10	E	---	5--	253000	---	CAPITAL OBJECTS	0.00	0.00	3,569.50	0.00	0.00	3,569.50-	3,569.50-
10	E	---	9--	253000	---	OTHER EXPENDITURES	2,560.00	0.00	1,594.50	62.29	0.00	965.50	965.50
10	E	---	---	253000	---	OPERATION	1,759,894.94	140,485.93	1,390,402.99	79.00	135,150.20	234,341.75	369,491.95
10	E	---	1--	254000	---	SALARIES	34,469.92	0.00	18,885.60	54.79	0.00	15,584.32	15,584.32
10	E	---	2--	254000	---	EMPLOYEE BENEFITS	29,886.26	0.00	11,132.20	37.25	0.00	18,754.06	18,754.06
10	E	---	4--	254000	---	NON-CAPITAL OBJECTS	2,000.00	57.90	734.48	36.72	0.00	1,265.52	1,265.52
10	E	---	---	254000	---	MAINTENANCE	66,356.18	57.90	30,752.28	46.34	0.00	35,603.90	35,603.90
10	E	---	1--	254100	---	SALARIES	0.00	4,259.58	20,854.14	0.00	0.00	20,854.14-	20,854.14-
10	E	---	2--	254100	---	EMPLOYEE BENEFITS	0.00	2,352.09	11,995.50	0.00	0.00	11,995.50-	11,995.50-
10	E	---	4--	254100	---	NON-CAPITAL OBJECTS	0.00	0.00	1,046.94	0.00	0.00	1,046.94-	1,046.94-
10	E	---	---	254100	---	DIRECTION OF MAINTENANCE	0.00	6,611.67	33,896.58	0.00	0.00	33,896.58-	33,896.58-
10	E	---	3--	254200	---	PURCHASED SERVICES	263,900.00	175.72	177,839.64	67.39	201,158.70	115,098.34-	86,060.36
10	E	---	4--	254200	---	NON-CAPITAL OBJECTS	0.00	0.00	1,429.21	0.00	0.00	1,429.21-	1,429.21-
10	E	---	---	254200	---	SITE REPAIRS	263,900.00	175.72	179,268.85	67.93	201,158.70	116,527.55-	84,631.15
10	E	---	3--	254300	---	PURCHASED SERVICES	228,275.00	3,524.57	205,557.30	90.05	8,365.93	14,351.77	22,717.70
10	E	---	4--	254300	---	NON-CAPITAL OBJECTS	6,325.00	3,380.94	12,716.28	201.05	0.00	6,391.28-	6,391.28-
10	E	---	5--	254300	---	CAPITAL OBJECTS	1,200.00	0.00	0.00	0.00	0.00	1,200.00	1,200.00
10	E	---	9--	254300	---	OTHER EXPENDITURES	450.00	0.00	0.00	0.00	0.00	450.00	450.00
10	E	---	---	254300	---	BUILDING REPAIRS	236,250.00	6,905.51	218,273.58	92.39	8,365.93	9,610.49	17,976.42

Fd	T	Loc	Obj	Func	Prj	Obj	2020-21	April 2020-21	2020-21	2020-21	Encumbered	Unencumbered	Unexpended
							Revised Budget	Monthly Activity	FYTD Activity	FYTD %	Amount	Balance	Balance
10	E	---	3--	254490	---	PURCHASED SERVICES	0.00	0.00	2,617.10	0.00	0.00	2,617.10-	2,617.10-
10	E	---	---	254490	---	OTHER EQUIPMENT REPAIRS	0.00	0.00	2,617.10	0.00	0.00	2,617.10-	2,617.10-
10	E	---	5--	254600	---	CAPITAL OBJECTS	10,650.00	0.00	3,570.46	33.53	18,971.00	11,891.46-	7,079.54
10	E	---	---	254600	---	MAINTENANCE VEHICLE ACQU	10,650.00	0.00	3,570.46	33.53	18,971.00	11,891.46-	7,079.54
10	E	---	3--	254900	---	PURCHASED SERVICES	43,775.00	1,437.75	11,812.44	26.98	0.00	31,962.56	31,962.56
10	E	---	4--	254900	---	NON-CAPITAL OBJECTS	12,325.00	0.00	2,570.12	20.85	0.00	9,754.88	9,754.88
10	E	---	5--	254900	---	CAPITAL OBJECTS	6,800.00	0.00	4,675.00	68.75	0.00	2,125.00	2,125.00
10	E	---	---	254900	---	OTHER MAINTENANCE	62,900.00	1,437.75	19,057.56	30.30	0.00	43,842.44	43,842.44
10	E	---	3--	255000	---	PURCHASED SERVICES	126,300.00	0.00	114,664.00	90.79	26,300.00-	37,936.00	11,636.00
10	E	---	---	255000	---	FACILITY ACQUISITION/REM	126,300.00	0.00	114,664.00	90.79	26,300.00-	37,936.00	11,636.00
10	E	---	5--	255200	---	CAPITAL OBJECTS	0.00	0.00	15,968.34	0.00	0.00	15,968.34-	15,968.34-
10	E	---	---	255200	---	SITE REPAIRS	0.00	0.00	15,968.34	0.00	0.00	15,968.34-	15,968.34-
10	E	---	3--	255400	---	PURCHASED SERVICES	36,000.00	200.00	30,200.00	83.89	0.00	5,800.00	5,800.00
10	E	---	---	255400	---	RENTAL IN LIEU OF PURCHA	36,000.00	200.00	30,200.00	83.89	0.00	5,800.00	5,800.00
10	E	---	3--	256710	---	PURCHASED SERVICES	1,064,760.00	99,180.38	675,772.83	63.47	0.00	388,987.17	388,987.17
10	E	---	---	256710	---	CONTR TRANSPORTATION-FLE	1,064,760.00	99,180.38	675,772.83	63.47	0.00	388,987.17	388,987.17
10	E	---	3--	256720	---	PURCHASED SERVICES	15,000.00	358.07	2,304.34	15.36	0.00	12,695.66	12,695.66
10	E	---	---	256720	---	SHUTTLE SERVICE	15,000.00	358.07	2,304.34	15.36	0.00	12,695.66	12,695.66
10	E	---	3--	256741	---	PURCHASED SERVICES	17,000.00	0.00	0.00	0.00	0.00	17,000.00	17,000.00
10	E	---	---	256741	---	OTHER CO-CURRICULAR TRAV	17,000.00	0.00	0.00	0.00	0.00	17,000.00	17,000.00
10	E	---	3--	256742	---	PURCHASED SERVICES	102,336.00	450.00-	53,338.42	52.12	0.00	48,997.58	48,997.58
10	E	---	---	256742	---	ATHLETIC TRANSPORTATION	102,336.00	450.00-	53,338.42	52.12	0.00	48,997.58	48,997.58
10	E	---	3--	256770	---	PURCHASED SERVICES	28,000.00	477.48	9,329.96	33.32	0.00	18,670.04	18,670.04
10	E	---	---	256770	---	FIELD TRIPS	28,000.00	477.48	9,329.96	33.32	0.00	18,670.04	18,670.04
10	E	---	2--	259000	---	EMPLOYEE BENEFITS	0.00	753.31	33,932.10	0.00	0.00	33,932.10-	33,932.10-
10	E	---	---	259000	---	OTHER BUSINESS ADMINISTR	0.00	753.31	33,932.10	0.00	0.00	33,932.10-	33,932.10-
10	E	---	3--	260000	---	PURCHASED SERVICES	111,800.00	7,523.30	65,169.22	58.29	0.00	46,630.78	46,630.78
10	E	---	4--	260000	---	NON-CAPITAL OBJECTS	29,000.00	106.84	5,905.19	20.36	13.85-	23,108.66	23,094.81

Fd	T	Loc	Obj	Func	Prj	Obj	2020-21	April 2020-21	2020-21	2020-21	Encumbered	Unencumbered	Unexpended
							Revised Budget	Monthly Activity	FYTD Activity	FYTD %	Amount	Balance	Balance
10	E	---	9--	260000	---	OTHER EXPENDITURES	0.00	0.00	263.50	0.00	0.00	263.50-	263.50-
10	E	---	---	260000	---	CENTRAL SERVICES	140,800.00	7,630.14	71,337.91	50.67	13.85-	69,475.94	69,462.09
10	E	---	7--	270000	---	INSURANCE AND JUDGEMENTS	220,300.00	23,243.59	235,870.12	107.07	0.00	15,570.12-	15,570.12-
10	E	---	---	270000	---	INSURANCE AND JUDGMENTS	220,300.00	23,243.59	235,870.12	107.07	0.00	15,570.12-	15,570.12-
10	E	---	6--	280000	---	DEBT REITREMENT	40,000.00	0.00	0.00	0.00	0.00	40,000.00	40,000.00
10	E	---	---	280000	---	DEBT SERVICES	40,000.00	0.00	0.00	0.00	0.00	40,000.00	40,000.00
10	E	---	2--	291000	---	EMPLOYEE BENEFITS	171,591.32	0.00	0.00	0.00	0.00	171,591.32	171,591.32
10	E	---	---	291000	---	EARLY RETIREMENT BENEFIT	171,591.32	0.00	0.00	0.00	0.00	171,591.32	171,591.32
10	E	---	3--	292000	---	PURCHASED SERVICES	3,920.00	0.00	2,940.00	75.00	0.00	980.00	980.00
10	E	---	---	292000	---	OTHER RETIREE PAYMENTS	3,920.00	0.00	2,940.00	75.00	0.00	980.00	980.00
10	E	---	1--	295000	---	SALARIES	39,751.00	4,533.82	51,035.44	128.39	0.00	11,284.44-	11,284.44-
10	E	---	2--	295000	---	EMPLOYEE BENEFITS	29,856.85	3,104.05	30,272.50	101.39	0.00	415.65-	415.65-
10	E	---	3--	295000	---	PURCHASED SERVICES	226,101.00	3,340.68	207,560.45	91.80	10,789.00	7,751.55	18,540.55
10	E	---	4--	295000	---	NON-CAPITAL OBJECTS	117,830.00	0.00	79,109.46	67.14	39,540.00	819.46-	38,720.54
10	E	---	5--	295000	---	CAPITAL OBJECTS	18,550.00	0.00	18,498.00	99.72	0.00	52.00	52.00
10	E	---	---	295000	---	ADMINISTRATIVE TECHNOLOG	432,088.85	10,978.55	386,475.85	89.44	50,329.00	4,716.00-	45,613.00
10	E	---	---	2-----	---	SUPPORT SERVICES	8,772,323.56	587,540.76	6,499,492.60	74.09	403,634.25	1,869,196.71	2,272,830.96
10	E	---	8--	411000	---	OPERATING TRANSFER - OUT	9,923,534.00	0.00	15,000.00	0.15	0.00	9,908,534.00	9,908,534.00
10	E	---	---	411000	---	TRANSFER FROM FUND 10	9,923,534.00	0.00	15,000.00	0.15	0.00	9,908,534.00	9,908,534.00
10	E	---	3--	431000	---	PURCHASED SERVICES	5,000.00	3,016.66	19,300.00	386.00	0.00	14,300.00-	14,300.00-
10	E	---	---	431000	---	GENERAL TUITION PAYMENTS	5,000.00	3,016.66	19,300.00	386.00	0.00	14,300.00-	14,300.00-
10	E	---	3--	435000	---	PURCHASED SERVICES	370,000.00	0.00	555.00	0.15	0.00	369,445.00	369,445.00
10	E	---	---	435000	---	OPEN ENROLLMENT PAYMENTS	370,000.00	0.00	555.00	0.15	0.00	369,445.00	369,445.00
10	E	---	3--	438000	---	PURCHASED SERVICES	280,292.00	0.00	0.00	0.00	0.00	280,292.00	280,292.00
10	E	---	---	438000	---	GENERAL AID REDUCTION	280,292.00	0.00	0.00	0.00	0.00	280,292.00	280,292.00
10	E	---	9--	491000	---	OTHER EXPENDITURES	0.00	0.00	384.68	0.00	0.00	384.68-	384.68-
10	E	---	---	491000	---	SPEC REV TRANSFERS TO OT	0.00	0.00	384.68	0.00	0.00	384.68-	384.68-
10	E	---	9--	492000	---	OTHER EXPENDITURES	0.00	0.00	718.18	0.00	0.00	718.18-	718.18-

Fd	T	Loc	Obj	Func	Prj	Obj	2020-21	April 2020-21	2020-21	2020-21	Encumbered	Unencumbered	Unexpended
							Revised Budget	Monthly Activity	FYTD Activity	FYTD %	Amount	Balance	Balance
10	E	---	---	492000	---	OTHER ADJUSTMENTS	0.00	0.00	718.18	0.00	0.00	718.18-	718.18-
10	E	---	---	4-----	---	NON-PROGRAM TRANSACTIONS	10,578,826.00	3,016.66	35,957.86	0.34	0.00	10,542,868.14	10,542,868.14
10	-	---	---	-----	---	GENERAL FUND	32,001,469.00	1,552,834.41	14,803,092.94	46.26	581,615.56	16,616,760.50	17,198,376.06

Fd	T	Loc	Obj	Func	Prj	Obj	2020-21	April 2020-21	2020-21	2020-21	Encumbered	Unencumbered	Unexpended
							Revised Budget	Monthly Activity	FYTD Activity	FYTD %	Amount	Balance	Balance
21	E	---	4--	110000	---	NON-CAPITAL OBJECTS	0.00	282.11	3,750.62	0.00	500.44	4,251.06-	3,750.62-
21	E	---	---	110000	---	UNDIFFERENTIATED CURRICU	0.00	282.11	3,750.62	0.00	500.44	4,251.06-	3,750.62-
21	E	---	3--	120000	---	PURCHASED SERVICES	0.00	2,150.00	2,150.00	0.00	0.00	2,150.00-	2,150.00-
21	E	---	4--	120000	---	NON-CAPITAL OBJECTS	0.00	3,573.15	3,573.15	0.00	0.00	3,573.15-	3,573.15-
21	E	---	---	120000	---	REGULAR CURRICULUM	0.00	5,723.15	5,723.15	0.00	0.00	5,723.15-	5,723.15-
21	E	---	4--	122000	---	NON-CAPITAL OBJECTS	0.00	353.00	353.00	0.00	0.00	353.00-	353.00-
21	E	---	---	122000	---	ENGLISH LANGUAGE	0.00	353.00	353.00	0.00	0.00	353.00-	353.00-
21	E	---	3--	123219	---	PURCHASED SERVICES	0.00	168.00	347.64	0.00	347.64	695.28-	347.64-
21	E	---	4--	123219	---	NON-CAPITAL OBJECTS	0.00	0.00	165.00	0.00	0.00	165.00-	165.00-
21	E	---	---	123219	---	SPANISH	0.00	168.00	512.64	0.00	347.64	860.28-	512.64-
21	E	---	3--	125400	---	PURCHASED SERVICES	0.00	0.00	375.00	0.00	0.00	375.00-	375.00-
21	E	---	4--	125400	---	NON-CAPITAL OBJECTS	0.00	0.00	1,160.84	0.00	0.00	1,160.84-	1,160.84-
21	E	---	---	125400	---	VOCAL MUSIC	0.00	0.00	1,535.84	0.00	0.00	1,535.84-	1,535.84-
21	E	---	4--	126000	---	NON-CAPITAL OBJECTS	0.00	0.00	2,498.00	0.00	0.00	2,498.00-	2,498.00-
21	E	---	---	126000	---	SCIENCE	0.00	0.00	2,498.00	0.00	0.00	2,498.00-	2,498.00-
21	E	---	4--	131000	---	NON-CAPITAL OBJECTS	0.00	106.08	246.05	0.00	0.00	246.05-	246.05-
21	E	---	---	131000	---	AGRICULTURE	0.00	106.08	246.05	0.00	0.00	246.05-	246.05-
21	E	---	4--	136000	---	NON-CAPITAL OBJECTS	0.00	0.00	184.48	0.00	0.00	184.48-	184.48-
21	E	---	---	136000	---	TECHNOLOGY EDUCATION	0.00	0.00	184.48	0.00	0.00	184.48-	184.48-
21	E	---	---	1-----	---	INSTRUCTION	0.00	6,632.34	14,803.78	0.00	848.08	15,651.86-	14,803.78-
21	E	---	4--	219000	---	NON-CAPITAL OBJECTS	0.00	2,317.64	2,992.00	0.00	4,695.00	7,687.00-	2,992.00-
21	E	---	---	219000	---	OTHER PUPIL SERVICES	0.00	2,317.64	2,992.00	0.00	4,695.00	7,687.00-	2,992.00-
21	E	---	1--	240000	---	SALARIES	0.00	224.26	1,051.41	0.00	0.00	1,051.41-	1,051.41-
21	E	---	2--	240000	---	EMPLOYEE BENEFITS	0.00	17.15	80.42	0.00	0.00	80.42-	80.42-
21	E	---	3--	240000	---	PURCHASED SERVICES	0.00	151.00	11,446.84	0.00	0.00	11,446.84-	11,446.84-
21	E	---	4--	240000	---	NON-CAPITAL OBJECTS	0.00	5,002.31	75,423.67	0.00	0.00	75,423.67-	75,423.67-
21	E	---	9--	240000	---	OTHER EXPENDITURES	0.00	0.00	2,418.00	0.00	0.00	2,418.00-	2,418.00-
21	E	---	---	240000	---	BUILDING ADMINISTRATION	0.00	5,394.72	90,420.34	0.00	0.00	90,420.34-	90,420.34-
21	E	---	3--	255200	---	PURCHASED SERVICES	0.00	0.00	0.00	0.00	30,500.00	30,500.00-	0.00

Fd	T	Loc	Obj	Func	Prj	Obj	2020-21	April 2020-21	2020-21	2020-21	Encumbered	Unencumbered	Unexpended
							Revised Budget	Monthly Activity	FYTD Activity	FYTD %	Amount	Balance	Balance
21	E	---	4--	255200	---	NON-CAPITAL OBJECTS	0.00	0.00	0.00	0.00	15,720.00	15,720.00-	0.00
21	E	---	5--	255200	---	CAPITAL OBJECTS	0.00	0.00	4,015.83	0.00	15,980.00	19,995.83-	4,015.83-
21	E	---	---	255200	---	SITE REPAIRS	0.00	0.00	4,015.83	0.00	62,200.00	66,215.83-	4,015.83-
21	E	---	---	2-----	---	SUPPORT SERVICES	0.00	7,712.36	97,428.17	0.00	66,895.00	164,323.17-	97,428.17-
21	-	---	---	-----	---	GIFT FUND	0.00	14,344.70	112,231.95	0.00	67,743.08	179,975.03-	112,231.95-

Fd	T	Loc	Obj	Func	Prj	Obj	2020-21	April 2020-21	2020-21	2020-21	Encumbered	Unencumbered	Unexpended
							Revised Budget	Monthly Activity	FYTD Activity	FYTD %	Amount	Balance	Balance
27	E	---	1--	152000	---	SALARIES	44,900.00	3,741.68	29,933.28	66.67	0.00	14,966.72	14,966.72
27	E	---	2--	152000	---	EMPLOYEE BENEFITS	6,640.72	551.53	4,381.13	65.97	0.00	2,259.59	2,259.59
27	E	---	3--	152000	---	PURCHASED SERVICES	2,500.00	0.00	1,497.30	59.89	0.00	1,002.70	1,002.70
27	E	---	4--	152000	---	NON-CAPITAL OBJECTS	9,000.00	39.77	7,479.30	83.10	358.48	1,162.22	1,520.70
27	E	---	5--	152000	---	CAPITAL OBJECTS	5,000.00	0.00	0.00	0.00	0.00	5,000.00	5,000.00
27	E	---	---	152000	---	EARLY CHILDHOOD	68,040.72	4,332.98	43,291.01	63.63	358.48	24,391.23	24,749.71
27	E	---	1--	156100	---	SALARIES	6,305.00	525.42	4,203.34	66.67	0.00	2,101.66	2,101.66
27	E	---	2--	156100	---	EMPLOYEE BENEFITS	2,408.74	194.67	1,546.00	64.18	0.00	862.74	862.74
27	E	---	---	156100	---	HEARING IMPAIRMENT DEAF/	8,713.74	720.09	5,749.34	65.98	0.00	2,964.40	2,964.40
27	E	---	1--	156110	---	SALARIES	30,867.22	2,896.65	25,526.69	82.70	0.00	5,340.53	5,340.53
27	E	---	2--	156110	---	EMPLOYEE BENEFITS	14,618.98	1,544.09	12,072.45	82.58	0.00	2,546.53	2,546.53
27	E	---	---	156110	---	HEARING IMPAIRMENT	45,486.20	4,440.74	37,599.14	82.66	0.00	7,887.06	7,887.06
27	E	---	1--	156600	---	SALARIES	296,125.00	28,927.10	243,104.44	82.10	0.00	53,020.56	53,020.56
27	E	---	2--	156600	---	EMPLOYEE BENEFITS	113,512.08	10,644.34	86,241.70	75.98	0.00	27,270.38	27,270.38
27	E	---	3--	156600	---	PURCHASED SERVICES	22,500.00	200.00	5,148.81	22.88	420.00	16,931.19	17,351.19
27	E	---	4--	156600	---	NON-CAPITAL OBJECTS	4,500.00	644.00	4,530.30	100.67	310.50	340.80-	30.30-
27	E	---	9--	156600	---	OTHER EXPENDITURES	1,000.00	0.00	1,060.00	106.00	0.00	60.00-	60.00-
27	E	---	---	156600	---	SPEECH/LANGUAGE	437,637.08	40,415.44	340,085.25	77.71	730.50	96,821.33	97,551.83
27	E	---	3--	156700	---	PURCHASED SERVICES	0.00	0.00	240.00	0.00	0.00	240.00-	240.00-
27	E	---	---	156700	---	VISUALLY IMPAIRED	0.00	0.00	240.00	0.00	0.00	240.00-	240.00-
27	E	---	4--	158000	---	NON-CAPITAL OBJECTS	0.00	0.00	115.43	0.00	0.00	115.43-	115.43-
27	E	---	---	158000	---	SPECIAL ED/SUMMER SCHOOL	0.00	0.00	115.43	0.00	0.00	115.43-	115.43-
27	E	---	4--	158200	---	NON-CAPITAL OBJECTS	0.00	0.00	2,000.00	0.00	0.00	2,000.00-	2,000.00-
27	E	---	---	158200	---	LEARNING DISABILITIES	0.00	0.00	2,000.00	0.00	0.00	2,000.00-	2,000.00-
27	E	---	1--	158700	---	SALARIES	1,870,343.48	177,565.13	1,250,898.88	66.88	0.00	619,444.60	619,444.60
27	E	---	2--	158700	---	EMPLOYEE BENEFITS	880,863.05	91,116.52	599,039.41	68.01	0.00	281,823.64	281,823.64
27	E	---	3--	158700	---	PURCHASED SERVICES	9,000.00	2.48-	18,914.27	210.16	132.00	10,046.27-	9,914.27-
27	E	---	4--	158700	---	NON-CAPITAL OBJECTS	73,100.00	2,623.83	34,875.65	47.71	8,998.74	29,225.61	38,224.35
27	E	---	5--	158700	---	CAPITAL OBJECTS	50,000.00	0.00	0.00	0.00	0.00	50,000.00	50,000.00
27	E	---	9--	158700	---	OTHER EXPENDITURES	1,000.00	0.00	136.00	13.60	0.00	864.00	864.00
27	E	---	---	158700	---	CROSS CATEGORICAL	2,884,306.53	271,303.00	1,903,864.21	66.01	9,130.74	971,311.58	980,442.32
27	E	---	1--	158777	---	SALARIES	44,900.00	4,133.34	67,903.74	151.23	0.00	23,003.74-	23,003.74-

Fd	T	Loc	Obj	Func	Prj	Obj	2020-21	April 2020-21	2020-21	2020-21	Encumbered	Unencumbered	Unexpended
							Revised Budget	Monthly Activity	FYTD Activity	FYTD %	Amount	Balance	Balance
27	E	---	2--	158777	---	EMPLOYEE BENEFITS	30,351.75	1,363.06	26,270.36	86.55	0.00	4,081.39	4,081.39
27	E	---	---	158777	---	RVA CROSS CATEGORICAL	75,251.75	5,496.40	94,174.10	125.15	0.00	18,922.35-	18,922.35-
27	E	---	9--	159100	---	OTHER EXPENDITURES	0.00	0.00	1,000.00	0.00	0.00	1,000.00-	1,000.00-
27	E	---	---	159100	---	SPECIAL ED ASSISTANTS	0.00	0.00	1,000.00	0.00	0.00	1,000.00-	1,000.00-
27	E	---	1--	159180	---	SALARIES	637,824.32	63,578.24	542,261.42	85.02	0.00	95,562.90	95,562.90
27	E	---	2--	159180	---	EMPLOYEE BENEFITS	610,156.52	49,030.24	378,037.96	61.96	0.00	232,118.56	232,118.56
27	E	---	---	159180	---	CROSS CATEGORICAL - ASST	1,247,980.84	112,608.48	920,299.38	73.74	0.00	327,681.46	327,681.46
27	E	---	1--	159200	---	SALARIES	0.00	973.75	11,423.66	0.00	0.00	11,423.66-	11,423.66-
27	E	---	2--	159200	---	EMPLOYEE BENEFITS	0.00	80.26	886.12	0.00	0.00	886.12-	886.12-
27	E	---	---	159200	---	SPECIAL ED SUBSTITUTES	0.00	1,054.01	12,309.78	0.00	0.00	12,309.78-	12,309.78-
27	E	---	1--	159300	---	SALARIES	14,680.81	6,021.97	22,708.06	154.68	0.00	8,027.25-	8,027.25-
27	E	---	2--	159300	---	EMPLOYEE BENEFITS	6,490.53	3,629.28	11,647.47	179.45	0.00	5,156.94-	5,156.94-
27	E	---	---	159300	---	ADAPTIVE PHY ED	21,171.34	9,651.25	34,355.53	162.27	0.00	13,184.19-	13,184.19-
27	E	---	---	1-----	---	INSTRUCTION	4,788,588.20	450,022.39	3,395,083.17	70.90	10,219.72	1,383,285.31	1,393,505.03
27	E	---	1--	212000	---	SALARIES	122,015.00	8,339.72-	62,835.68	51.50	0.00	59,179.32	59,179.32
27	E	---	2--	212000	---	EMPLOYEE BENEFITS	82,764.35	6,316.90-	39,574.01	47.82	0.00	43,190.34	43,190.34
27	E	---	3--	212000	---	PURCHASED SERVICES	0.00	0.00	201.17	0.00	0.00	201.17-	201.17-
27	E	---	---	212000	---	SOCIAL WORK	204,779.35	14,656.62-	102,610.86	50.11	0.00	102,168.49	102,168.49
27	E	---	1--	215000	---	SALARIES	258,743.00	26,035.48	220,449.29	85.20	0.00	38,293.71	38,293.71
27	E	---	2--	215000	---	EMPLOYEE BENEFITS	97,577.15	12,337.41	96,279.13	98.67	0.00	1,298.02	1,298.02
27	E	---	3--	215000	---	PURCHASED SERVICES	0.00	0.00	2,634.50	0.00	0.00	2,634.50-	2,634.50-
27	E	---	4--	215000	---	NON-CAPITAL OBJECTS	5,000.00	0.00	557.05	11.14	106.00	4,336.95	4,442.95
27	E	---	---	215000	---	PSYCHOLOGICAL SERVICES	361,320.15	38,372.89	319,919.97	88.54	106.00	41,294.18	41,400.18
27	E	---	4--	215200	---	NON-CAPITAL OBJECTS	0.00	640.50	4,985.55	0.00	0.00	4,985.55-	4,985.55-
27	E	---	---	215200	---	DIRECT PSYCHOLOGICAL SER	0.00	640.50	4,985.55	0.00	0.00	4,985.55-	4,985.55-
27	E	---	1--	218100	---	SALARIES	101,406.19	11,374.26	106,775.70	105.30	0.00	5,369.51-	5,369.51-
27	E	---	2--	218100	---	EMPLOYEE BENEFITS	60,862.54	7,893.54	64,030.57	105.21	0.00	3,168.03-	3,168.03-
27	E	---	3--	218100	---	PURCHASED SERVICES	10,500.00	2,465.01	15,759.04	150.09	0.00	5,259.04-	5,259.04-
27	E	---	4--	218100	---	NON-CAPITAL OBJECTS	5,500.00	597.45	5,128.98	93.25	55.42	315.60	371.02
27	E	---	9--	218100	---	OTHER EXPENDITURES	0.00	120.00	470.00	0.00	0.00	470.00-	470.00-
27	E	---	---	218100	---	OCCUPATIONAL THERAPY	178,268.73	22,450.26	192,164.29	107.79	55.42	13,950.98-	13,895.56-

Fd	T	Loc	Obj	Func	Prj	Obj	2020-21	April 2020-21	2020-21	2020-21	Encumbered	Unencumbered	Unexpended
							Revised Budget	Monthly Activity	FYTD Activity	FYTD %	Amount	Balance	Balance
27	E	---	1--	218200	---	SALARIES	66,858.00	5,571.50	44,572.00	66.67	0.00	22,286.00	22,286.00
27	E	---	2--	218200	---	EMPLOYEE BENEFITS	33,599.34	2,711.33	21,520.02	64.05	0.00	12,079.32	12,079.32
27	E	---	3--	218200	---	PURCHASED SERVICES	500.00	0.00	7,065.27	1,413.05	0.00	6,565.27-	6,565.27-
27	E	---	4--	218200	---	NON-CAPITAL OBJECTS	1,000.00	120.00	4,793.36	479.34	165.00	3,958.36-	3,793.36-
27	E	---	5--	218200	---	CAPITAL OBJECTS	7,000.00	0.00	0.00	0.00	27,861.00	20,861.00-	7,000.00
27	E	---	---	218200	---	PHYSICAL THERAPY	108,957.34	8,402.83	77,950.65	71.54	28,026.00	2,980.69	31,006.69
27	E	---	1--	221200	---	SALARIES	0.00	0.00	1,996.40	0.00	0.00	1,996.40-	1,996.40-
27	E	---	2--	221200	---	EMPLOYEE BENEFITS	0.00	0.00	278.05	0.00	0.00	278.05-	278.05-
27	E	---	3--	221200	---	PURCHASED SERVICES	4,000.00	0.00	0.00	0.00	0.00	4,000.00	4,000.00
27	E	---	---	221200	---	CURRICULUM DEVELOPMENT	4,000.00	0.00	2,274.45	56.86	0.00	1,725.55	1,725.55
27	E	---	1--	221222	---	SALARIES	0.00	0.00	36,868.19	0.00	0.00	36,868.19-	36,868.19-
27	E	---	2--	221222	---	EMPLOYEE BENEFITS	0.00	0.00	13,743.22	0.00	0.00	13,743.22-	13,743.22-
27	E	---	3--	221222	---	PURCHASED SERVICES	0.00	0.00	300.00	0.00	0.00	300.00-	300.00-
27	E	---	---	221222	---	RVA CURRICULUM DEVELOPME	0.00	0.00	50,911.41	0.00	0.00	50,911.41-	50,911.41-
27	E	---	1--	221300	---	SALARIES	0.00	539.01	30,720.29	0.00	0.00	30,720.29-	30,720.29-
27	E	---	2--	221300	---	EMPLOYEE BENEFITS	5,000.00	325.75-	25,881.60	517.63	0.00	20,881.60-	20,881.60-
27	E	---	3--	221300	---	PURCHASED SERVICES	18,000.00	472.50	3,525.50	19.59	0.00	14,474.50	14,474.50
27	E	---	4--	221300	---	NON-CAPITAL OBJECTS	1,000.00	149.90-	213.06	21.31	0.00	786.94	786.94
27	E	---	---	221300	---	INSTRUCTIONAL STAFF TRAI	24,000.00	535.86	60,340.45	251.42	0.00	36,340.45-	36,340.45-
27	E	---	1--	221900	---	SALARIES	0.00	1,039.57	2,565.40	0.00	0.00	2,565.40-	2,565.40-
27	E	---	2--	221900	---	EMPLOYEE BENEFITS	0.00	144.00	358.95	0.00	0.00	358.95-	358.95-
27	E	---	4--	221900	---	NON-CAPITAL OBJECTS	0.00	0.00	1,555.36	0.00	29.52	1,584.88-	1,555.36-
27	E	---	---	221900	---	OTHER IMPROVEMENT OF INS	0.00	1,183.57	4,479.71	0.00	29.52	4,509.23-	4,479.71-
27	E	---	1--	223300	---	SALARIES	108,965.00	9,080.42	90,804.16	83.33	0.00	18,160.84	18,160.84
27	E	---	2--	223300	---	EMPLOYEE BENEFITS	25,874.32	2,188.81	21,474.84	83.00	0.00	4,399.48	4,399.48
27	E	---	3--	223300	---	PURCHASED SERVICES	500.00	540.00	540.00	108.00	0.00	40.00-	40.00-
27	E	---	4--	223300	---	NON-CAPITAL OBJECTS	1,000.00	0.00	333.53	33.35	0.00	666.47	666.47
27	E	---	---	223300	---	SUP/COOR EXCEPTIONAL EDU	136,339.32	11,809.23	113,152.53	82.99	0.00	23,186.79	23,186.79
27	E	---	9--	223310	---	OTHER EXPENDITURES	0.00	0.00	70.00	0.00	0.00	70.00-	70.00-
27	E	---	---	223310	---	DIRECTION OF SPECIAL EDU	0.00	0.00	70.00	0.00	0.00	70.00-	70.00-
27	E	---	3--	223390	---	PURCHASED SERVICES	0.00	0.00	3,287.00	0.00	0.00	3,287.00-	3,287.00-
27	E	---	---	223390	---	SPECIAL ED SUPERIVSION &	0.00	0.00	3,287.00	0.00	0.00	3,287.00-	3,287.00-

Fd	T	Loc	Obj	Func	Prj	Obj	2020-21	April 2020-21	2020-21	2020-21	Encumbered	Unencumbered	Unexpended
							Revised Budget	Monthly Activity	FYTD Activity	FYTD %	Amount	Balance	Balance
27	E	---	1--	252000	---	SALARIES	36,519.12	2,826.82	28,336.69	77.59	0.00	8,182.43	8,182.43
27	E	---	2--	252000	---	EMPLOYEE BENEFITS	27,689.27	2,116.67	20,627.34	74.50	0.00	7,061.93	7,061.93
27	E	---	---	252000	---	FISCAL	64,208.39	4,943.49	48,964.03	76.26	0.00	15,244.36	15,244.36
27	E	---	3--	255000	---	PURCHASED SERVICES	0.00	0.00	70.00	0.00	0.00	70.00-	70.00-
27	E	---	---	255000	---	FACILITY ACQUISITION/REM	0.00	0.00	70.00	0.00	0.00	70.00-	70.00-
27	E	---	5--	255200	---	CAPITAL OBJECTS	50,000.00	0.00	50,000.00	100.00	9,276.50	9,276.50-	0.00
27	E	---	---	255200	---	SITE REPAIRS	50,000.00	0.00	50,000.00	100.00	9,276.50	9,276.50-	0.00
27	E	---	4--	255300	---	NON-CAPITAL OBJECTS	0.00	0.00	2,195.12	0.00	0.00	2,195.12-	2,195.12-
27	E	---	---	255300	---	REMODELING	0.00	0.00	2,195.12	0.00	0.00	2,195.12-	2,195.12-
27	E	---	3--	255400	---	PURCHASED SERVICES	8,400.00	426.00	9,323.40	110.99	0.00	923.40-	923.40-
27	E	---	---	255400	---	RENTAL IN LIEU OF PURCHA	8,400.00	426.00	9,323.40	110.99	0.00	923.40-	923.40-
27	E	---	1--	256250	---	SALARIES	42,915.66	4,667.19	28,450.37	66.29	0.00	14,465.29	14,465.29
27	E	---	2--	256250	---	EMPLOYEE BENEFITS	43,183.86	4,658.41	21,540.19	49.88	0.00	21,643.67	21,643.67
27	E	---	3--	256250	---	PURCHASED SERVICES	29,000.00	2,226.48	17,451.36	60.18	0.00	11,548.64	11,548.64
27	E	---	4--	256250	---	NON-CAPITAL OBJECTS	2,500.00	0.00	179.95	7.20	0.00	2,320.05	2,320.05
27	E	---	---	256250	---	SP ED TRANSPORTATION - D	117,599.52	11,552.08	67,621.87	57.50	0.00	49,977.65	49,977.65
27	E	---	1--	256251	---	SALARIES	0.00	0.00	13,263.92	0.00	0.00	13,263.92-	13,263.92-
27	E	---	2--	256251	---	EMPLOYEE BENEFITS	0.00	0.00	13,631.40	0.00	0.00	13,631.40-	13,631.40-
27	E	---	3--	256251	---	PURCHASED SERVICES	0.00	0.00	836.60	0.00	0.00	836.60-	836.60-
27	E	---	---	256251	---	RESIDENT SP ED TRANSPORT	0.00	0.00	27,731.92	0.00	0.00	27,731.92-	27,731.92-
27	E	---	5--	256300	---	CAPITAL OBJECTS	0.00	0.00	36,417.00	0.00	0.00	36,417.00-	36,417.00-
27	E	---	---	256300	---	VEHICLE ACQUISITION	0.00	0.00	36,417.00	0.00	0.00	36,417.00-	36,417.00-
27	E	---	3--	256750	---	PURCHASED SERVICES	0.00	544.00	2,890.00	0.00	0.00	2,890.00-	2,890.00-
27	E	---	---	256750	---	CONTRACTED SP ED TRANSP-	0.00	544.00	2,890.00	0.00	0.00	2,890.00-	2,890.00-
27	E	---	3--	256770	---	PURCHASED SERVICES	3,300.00	0.00	386.22	11.70	0.00	2,913.78	2,913.78
27	E	---	---	256770	---	FIELD TRIPS	3,300.00	0.00	386.22	11.70	0.00	2,913.78	2,913.78
27	E	---	2--	259000	---	EMPLOYEE BENEFITS	0.00	188.33	8,463.34	0.00	0.00	8,463.34-	8,463.34-
27	E	---	---	259000	---	OTHER BUSINESS ADMINISTR	0.00	188.33	8,463.34	0.00	0.00	8,463.34-	8,463.34-
27	E	---	3--	260000	---	PURCHASED SERVICES	0.00	0.00	43.60	0.00	0.00	43.60-	43.60-

Fd	T	Loc	Obj	Func	Prj	Obj	2020-21	April 2020-21	2020-21	2020-21	Encumbered	Unencumbered	Unexpended
							Revised Budget	Monthly Activity	FYTD Activity	FYTD %	Amount	Balance	Balance
27	E	---	---	260000	---	CENTRAL SERVICES	0.00	0.00	43.60	0.00	0.00	43.60-	43.60-
27	E	---	3--	263300	---	PURCHASED SERVICES	0.00	450.00	1,713.90	0.00	0.00	1,713.90-	1,713.90-
27	E	---	---	263300	---	PUBLIC INFORMATION	0.00	450.00	1,713.90	0.00	0.00	1,713.90-	1,713.90-
27	E	---	3--	264400	---	PURCHASED SERVICES	0.00	0.00	395.00	0.00	0.00	395.00-	395.00-
27	E	---	---	264400	---	NONINSTRUCTIONAL STAFF T	0.00	0.00	395.00	0.00	0.00	395.00-	395.00-
27	E	---	---	2-----	---	SUPPORT SERVICES	1,261,172.80	86,842.42	1,188,362.27	94.23	37,493.44	35,317.09	72,810.53
27	E	---	3--	436000	---	PURCHASED SERVICES	90,000.00	0.00	2,255.00	2.51	0.00	87,745.00	87,745.00
27	E	---	---	436000	---	SPECIAL EDUCATION PAYMEN	90,000.00	0.00	2,255.00	2.51	0.00	87,745.00	87,745.00
27	E	---	3--	436611	---	PURCHASED SERVICES	0.00	0.00	37,512.25	0.00	0.00	37,512.25-	37,512.25-
27	E	---	---	436611	---	HEARING IMPAIRMENT	0.00	0.00	37,512.25	0.00	0.00	37,512.25-	37,512.25-
27	E	---	3--	436670	---	PURCHASED SERVICES	0.00	0.00	23,242.00	0.00	0.00	23,242.00-	23,242.00-
27	E	---	---	436670	---	VISUAL IMPAIRMENT	0.00	0.00	23,242.00	0.00	0.00	23,242.00-	23,242.00-
27	E	---	9--	491000	---	OTHER EXPENDITURES	0.00	451.20	946.39	0.00	0.00	946.39-	946.39-
27	E	---	---	491000	---	SPEC REV TRANSFERS TO OT	0.00	451.20	946.39	0.00	0.00	946.39-	946.39-
27	E	---	---	4-----	---	NON-PROGRAM TRANSACTIONS	90,000.00	451.20	63,955.64	71.06	0.00	26,044.36	26,044.36
27	-	---	---	-----	---	SPECIAL EDUCATION FUND	6,139,761.00	537,316.01	4,647,401.08	75.69	47,713.16	1,444,646.76	1,492,359.92

Fd	T	Loc	Obj	Func	Prj	Obj	2020-21	April 2020-21	2020-21	2020-21	Encumbered	Unencumbered	Unexpended
							Revised Budget	Monthly Activity	FYTD Activity	FYTD %	Amount	Balance	Balance
38	E	---	6--	281000	---	DEBT REITREMENT	80,000.00	45,600.00	125,600.00	157.00	0.00	45,600.00-	45,600.00-
38	E	---	---	281000	---	LONG-TERM CAPITAL DEBT	80,000.00	45,600.00	125,600.00	157.00	0.00	45,600.00-	45,600.00-
38	E	---	---	2-----	---	SUPPORT SERVICES	80,000.00	45,600.00	125,600.00	157.00	0.00	45,600.00-	45,600.00-
38	-	---	---	-----	---	Non-Referendum Debt Serv	80,000.00	45,600.00	125,600.00	157.00	0.00	45,600.00-	45,600.00-

Fd	T	Loc	Obj	Func	Prj	Obj	2020-21	April 2020-21	2020-21	2020-21	Encumbered	Unencumbered	Unexpended
							Revised Budget	Monthly Activity	FYTD Activity	FYTD %	Amount	Balance	Balance
39	E	---	6--	281000	---	DEBT REITREMENT	465,200.00	0.00	465,200.00	100.00	0.00	0.00	0.00
39	E	---	---	281000	---	LONG-TERM CAPITAL DEBT	465,200.00	0.00	465,200.00	100.00	0.00	0.00	0.00
39	E	---	---	2-----	---	SUPPORT SERVICES	465,200.00	0.00	465,200.00	100.00	0.00	0.00	0.00
39	-	---	---	-----	---	REFERENDUM APPROVED DEBT	465,200.00	0.00	465,200.00	100.00	0.00	0.00	0.00

Fd	T	Loc	Obj	Func	Prj	Obj	2020-21	April 2020-21	2020-21	2020-21	Encumbered	Unencumbered	Unexpended
							Revised Budget	Monthly Activity	FYTD Activity	FYTD %	Amount	Balance	Balance
50	E	---	1--	257000	---	SALARIES	93,904.87	9,516.59	9,516.59	10.13	0.00	84,388.28	84,388.28
50	E	---	2--	257000	---	EMPLOYEE BENEFITS	54,923.69	5,658.36	5,658.36	10.30	0.00	49,265.33	49,265.33
50	E	---	3--	257000	---	PURCHASED SERVICES	1,134,500.00	716.14	1,006,316.94	88.70	1,350.00-	129,533.06	128,183.06
50	E	---	4--	257000	---	NON-CAPITAL OBJECTS	0.00	0.00	6,828.61	0.00	225.00	7,053.61-	6,828.61-
50	E	---	5--	257000	---	CAPITAL OBJECTS	29,000.00	0.00	43,468.75	149.89	61,580.00	76,048.75-	14,468.75-
50	E	---	---	257000	---	FOOD SERVICES	1,312,328.56	15,891.09	1,071,789.25	81.67	60,455.00	180,084.31	240,539.31
50	E	---	3--	295000	---	PURCHASED SERVICES	5,900.00	0.00	6,102.00	103.42	0.00	202.00-	202.00-
50	E	---	---	295000	---	ADMINISTRATIVE TECHNOLOG	5,900.00	0.00	6,102.00	103.42	0.00	202.00-	202.00-
50	E	---	---	2-----	---	SUPPORT SERVICES	1,318,228.56	15,891.09	1,077,891.25	81.77	60,455.00	179,882.31	240,337.31
50	-	---	---	-----	---	FOOD SERVICE FUND	1,318,228.56	15,891.09	1,077,891.25	81.77	60,455.00	179,882.31	240,337.31

Fd	T	Loc	Obj	Func	Prj	Obj	2020-21	April 2020-21	2020-21	2020-21	Encumbered	Unencumbered	Unexpended
							Revised Budget	Monthly Activity	FYTD Activity	FYTD %	Amount	Balance	Balance
72	E	---	9--	420000	---	OTHER EXPENDITURES	0.00	500.00	40,042.84	0.00	0.00	40,042.84-	40,042.84-
72	E	---	---	420000	---	TRUST FUND AWARD/SCHOLAR	0.00	500.00	40,042.84	0.00	0.00	40,042.84-	40,042.84-
72	E	---	---	4-----	---	NON-PROGRAM TRANSACTIONS	0.00	500.00	40,042.84	0.00	0.00	40,042.84-	40,042.84-
72	-	---	---	-----	---	PRIVATE PURPOSE (SCHOLAR	0.00	500.00	40,042.84	0.00	0.00	40,042.84-	40,042.84-

Fd	T	Loc	Obj	Func	Prj	Obj	2020-21	April 2020-21	2020-21	2020-21	Encumbered	Unencumbered	Unexpended
							Revised Budget	Monthly Activity	FYTD Activity	FYTD %	Amount	Balance	Balance
80	E	---	4--	110000	---	NON-CAPITAL OBJECTS	0.00	0.00	124.50	0.00	0.00	124.50-	124.50-
80	E	---	---	110000	---	UNDIFFERENTIATED CURRICU	0.00	0.00	124.50	0.00	0.00	124.50-	124.50-
80	E	---	2--	162000	---	EMPLOYEE BENEFITS	0.00	0.00	12.15	0.00	0.00	12.15-	12.15-
80	E	---	---	162000	---	CO-CURRICULAR ATHLETICS	0.00	0.00	12.15	0.00	0.00	12.15-	12.15-
80	E	---	---	1-----	---	INSTRUCTION	0.00	0.00	136.65	0.00	0.00	136.65-	136.65-
80	E	---	1--	229000	---	SALARIES	12,500.00	105.00	930.00	7.44	0.00	11,570.00	11,570.00
80	E	---	2--	229000	---	EMPLOYEE BENEFITS	1,000.00	14.48	104.09	10.41	0.00	895.91	895.91
80	E	---	---	229000	---	OTHER INSTRUCTIONAL STAF	13,500.00	119.48	1,034.09	7.66	0.00	12,465.91	12,465.91
80	E	---	3--	230000	---	PURCHASED SERVICES	0.00	235.70	2,264.00	0.00	0.00	2,264.00-	2,264.00-
80	E	---	---	230000	---	GENERAL ADMINISTRATION	0.00	235.70	2,264.00	0.00	0.00	2,264.00-	2,264.00-
80	E	---	1--	232200	---	SALARIES	12,500.00	435.00	5,970.00	47.76	0.00	6,530.00	6,530.00
80	E	---	2--	232200	---	EMPLOYEE BENEFITS	1,185.00	35.44	506.30	42.73	0.00	678.70	678.70
80	E	---	3--	232200	---	PURCHASED SERVICES	50,500.00	0.00	0.00	0.00	0.00	50,500.00	50,500.00
80	E	---	---	232200	---	COMMUNITY RELATIONS	64,185.00	470.44	6,476.30	10.09	0.00	57,708.70	57,708.70
80	E	---	1--	240000	---	SALARIES	54,700.00	4,108.46	36,844.19	67.36	122.67	17,733.14	17,855.81
80	E	---	2--	240000	---	EMPLOYEE BENEFITS	16,100.00	308.05	2,468.19	15.33	0.00	13,631.81	13,631.81
80	E	---	3--	240000	---	PURCHASED SERVICES	29,810.00	2,626.27	29,254.93	98.14	0.00	555.07	555.07
80	E	---	4--	240000	---	NON-CAPITAL OBJECTS	5,000.00	574.62	3,089.76	61.80	0.00	1,910.24	1,910.24
80	E	---	9--	240000	---	OTHER EXPENDITURES	0.00	0.00	170.00	0.00	0.00	170.00-	170.00-
80	E	---	---	240000	---	BUILDING ADMINISTRATION	105,610.00	7,617.40	71,827.07	68.01	122.67	33,660.26	33,782.93
80	E	---	3--	253000	---	PURCHASED SERVICES	0.00	0.00	2,362.88	0.00	150.98-	2,211.90-	2,362.88-
80	E	---	---	253000	---	OPERATION	0.00	0.00	2,362.88	0.00	150.98-	2,211.90-	2,362.88-
80	E	---	4--	254490	---	NON-CAPITAL OBJECTS	10,000.00	0.00	0.00	0.00	0.00	10,000.00	10,000.00
80	E	---	---	254490	---	OTHER EQUIPMENT REPAIRS	10,000.00	0.00	0.00	0.00	0.00	10,000.00	10,000.00
80	E	---	3--	256741	---	PURCHASED SERVICES	3,000.00	0.00	0.00	0.00	0.00	3,000.00	3,000.00
80	E	---	---	256741	---	OTHER CO-CURRICULAR TRAV	3,000.00	0.00	0.00	0.00	0.00	3,000.00	3,000.00
80	E	---	3--	256742	---	PURCHASED SERVICES	26,000.00	0.00	0.00	0.00	0.00	26,000.00	26,000.00
80	E	---	---	256742	---	ATHLETIC TRANSPORTATION	26,000.00	0.00	0.00	0.00	0.00	26,000.00	26,000.00
80	E	---	3--	256790	---	PURCHASED SERVICES	27,210.00	0.00	0.00	0.00	0.00	27,210.00	27,210.00

Fd	T	Loc	Obj	Func	Prj	Obj	2020-21	April 2020-21	2020-21	2020-21	Encumbered	Unencumbered	Unexpended
							Revised Budget	Monthly Activity	FYTD Activity	FYTD %	Amount	Balance	Balance
80	E	---	---	256790	---	OTHER CONTRACTED TRANSP	27,210.00	0.00	0.00	0.00	0.00	27,210.00	27,210.00
80	E	---	---	2-----	---	SUPPORT SERVICES	249,505.00	8,443.02	83,964.34	33.65	28.31-	165,568.97	165,540.66
80	E	---	3--	310000	---	PURCHASED SERVICES	0.00	90.00	90.00	0.00	0.00	90.00-	90.00-
80	E	---	4--	310000	---	NON-CAPITAL OBJECTS	0.00	0.00	491.00	0.00	0.00	491.00-	491.00-
80	E	---	---	310000	---	COMMUNITY SRVCS - ADULT	0.00	90.00	581.00	0.00	0.00	581.00-	581.00-
80	E	---	1--	390000	---	SALARIES	0.00	1,420.18	1,926.71	0.00	0.00	1,926.71-	1,926.71-
80	E	---	2--	390000	---	EMPLOYEE BENEFITS	0.00	108.65	173.44	0.00	0.00	173.44-	173.44-
80	E	---	3--	390000	---	PURCHASED SERVICES	0.00	591.45	991.45	0.00	0.00	991.45-	991.45-
80	E	---	---	390000	---	COMMUNITY SERVICES - OTH	0.00	2,120.28	3,091.60	0.00	0.00	3,091.60-	3,091.60-
80	E	---	1--	393000	---	SALARIES	15,000.00	3,435.00	33,797.00	225.31	0.00	18,797.00-	18,797.00-
80	E	---	2--	393000	---	EMPLOYEE BENEFITS	1,250.00	193.72	3,585.99	286.88	0.00	2,335.99-	2,335.99-
80	E	---	3--	393000	---	PURCHASED SERVICES	11,700.00	20.00-	4,978.09	42.55	0.00	6,721.91	6,721.91
80	E	---	4--	393000	---	NON-CAPITAL OBJECTS	11,090.00	0.00	1,740.76	15.70	5,645.00	3,704.24	9,349.24
80	E	---	5--	393000	---	CAPITAL OBJECTS	0.00	0.00	44,204.00	0.00	0.00	44,204.00-	44,204.00-
80	E	---	9--	393000	---	OTHER EXPENDITURES	450.00	0.00	350.00	77.78	0.00	100.00	100.00
80	E	---	---	393000	---	RECREATION ATHLETIC COMM	39,490.00	3,608.72	88,655.84	224.50	5,645.00	54,810.84-	49,165.84-
80	E	---	---	3-----	---	COMMUNITY SERVICES	39,490.00	5,819.00	92,328.44	233.80	5,645.00	58,483.44-	52,838.44-
80	E	---	9--	491000	---	OTHER EXPENDITURES	0.00	4,500.00	4,500.00	0.00	0.00	4,500.00-	4,500.00-
80	E	---	---	491000	---	SPEC REV TRANSFERS TO OT	0.00	4,500.00	4,500.00	0.00	0.00	4,500.00-	4,500.00-
80	E	---	---	4-----	---	NON-PROGRAM TRANSACTIONS	0.00	4,500.00	4,500.00	0.00	0.00	4,500.00-	4,500.00-
80	-	---	---	-----	---	COMMUNITY SERVICE FUND	288,995.00	18,762.02	180,929.43	62.61	5,616.69	102,448.88	108,065.57

Fd	T	Loc	Obj	Func	Prj	Obj	2020-21	April 2020-21	2020-21	2020-21	Encumbered	Unencumbered	Unexpended
							Revised Budget	Monthly Activity	FYTD Activity	FYTD %	Amount	Balance	Balance
99	E	---	1--	110000	---	SALARIES	83,635.00	23,291.50	239,643.52	286.53	0.00	156,008.52-	156,008.52-
99	E	---	2--	110000	---	EMPLOYEE BENEFITS	58,330.10	10,933.10	113,025.91	193.77	0.00	54,695.81-	54,695.81-
99	E	---	3--	110000	---	PURCHASED SERVICES	290,000.00	5,018.75	92,081.43	31.75	0.00	197,918.57	197,918.57
99	E	---	4--	110000	---	NON-CAPITAL OBJECTS	808,000.00	13,335.62	774,037.20	95.80	124,455.44	90,492.64-	33,962.80
99	E	---	8--	110000	---	OPERATING TRANSFER - OUT	33,000.00	0.00	0.00	0.00	0.00	33,000.00	33,000.00
99	E	---	9--	110000	---	OTHER EXPENDITURES	0.00	399.00	6,278.85	0.00	0.00	6,278.85-	6,278.85-
99	E	---	---	110000	---	UNDIFFERENTIATED CURRICU	1,272,965.10	52,977.97	1,225,066.91	96.24	124,455.44	76,557.25-	47,898.19
99	E	---	1--	122000	---	SALARIES	0.00	3,441.68	34,416.64	0.00	0.00	34,416.64-	34,416.64-
99	E	---	2--	122000	---	EMPLOYEE BENEFITS	0.00	507.30	5,072.98	0.00	0.00	5,072.98-	5,072.98-
99	E	---	---	122000	---	ENGLISH LANGUAGE	0.00	3,948.98	39,489.62	0.00	0.00	39,489.62-	39,489.62-
99	E	---	1--	124000	---	SALARIES	0.00	4,041.68	40,416.64	0.00	0.00	40,416.64-	40,416.64-
99	E	---	2--	124000	---	EMPLOYEE BENEFITS	0.00	1,364.64	15,130.01	0.00	0.00	15,130.01-	15,130.01-
99	E	---	---	124000	---	MATHEMATICS	0.00	5,406.32	55,546.65	0.00	0.00	55,546.65-	55,546.65-
99	E	---	1--	126000	---	SALARIES	0.00	3,350.00	38,437.51	0.00	0.00	38,437.51-	38,437.51-
99	E	---	2--	126000	---	EMPLOYEE BENEFITS	0.00	2,381.28	25,063.31	0.00	0.00	25,063.31-	25,063.31-
99	E	---	---	126000	---	SCIENCE	0.00	5,731.28	63,500.82	0.00	0.00	63,500.82-	63,500.82-
99	E	---	1--	127000	---	SALARIES	0.00	4,133.34	41,333.32	0.00	0.00	41,333.32-	41,333.32-
99	E	---	2--	127000	---	EMPLOYEE BENEFITS	0.00	2,487.78	25,057.24	0.00	0.00	25,057.24-	25,057.24-
99	E	---	---	127000	---	SOCIAL SCIENCE	0.00	6,621.12	66,390.56	0.00	0.00	66,390.56-	66,390.56-
99	E	---	3--	129100	---	PURCHASED SERVICES	28,200.00	0.00	8,563.84	30.37	0.00	19,636.16	19,636.16
99	E	---	4--	129100	---	NON-CAPITAL OBJECTS	7,300.00	0.00	430.69	5.90	0.00	6,869.31	6,869.31
99	E	---	---	129100	---	CAREER DEVELOPMENT - MAS	35,500.00	0.00	8,994.53	25.34	0.00	26,505.47	26,505.47
99	E	---	1--	132000	---	SALARIES	0.00	0.00	5,162.36	0.00	0.00	5,162.36-	5,162.36-
99	E	---	2--	132000	---	EMPLOYEE BENEFITS	0.00	0.00	760.93	0.00	0.00	760.93-	760.93-
99	E	---	---	132000	---	BUSINESS OCCUPATIONS	0.00	0.00	5,923.29	0.00	0.00	5,923.29-	5,923.29-
99	E	---	3--	156700	---	PURCHASED SERVICES	0.00	0.00	80.00	0.00	0.00	80.00-	80.00-
99	E	---	---	156700	---	VISUALLY IMPAIRED	0.00	0.00	80.00	0.00	0.00	80.00-	80.00-
99	E	---	4--	161000	---	NON-CAPITAL OBJECTS	5,000.00	0.00	0.00	0.00	0.00	5,000.00	5,000.00
99	E	---	---	161000	---	CO-CURRICULAR ACADEMIC	5,000.00	0.00	0.00	0.00	0.00	5,000.00	5,000.00
99	E	---	4--	162000	---	NON-CAPITAL OBJECTS	5,000.00	0.00	0.00	0.00	0.00	5,000.00	5,000.00
99	E	---	---	162000	---	CO-CURRICULAR ATHLETICS	5,000.00	0.00	0.00	0.00	0.00	5,000.00	5,000.00

Fd	T	Loc	Obj	Func	Prj	Obj	2020-21	April 2020-21	2020-21	2020-21	Encumbered	Unencumbered	Unexpended
							Revised Budget	Monthly Activity	FYTD Activity	FYTD %	Amount	Balance	Balance
99	E	---	---	1-----	---	INSTRUCTION	1,318,465.10	74,685.67	1,464,992.38	111.11	124,455.44	270,982.72-	146,527.28-
99	E	---	1--	213000	---	SALARIES	0.00	9,512.26	94,303.59	0.00	0.00	94,303.59-	94,303.59-
99	E	---	2--	213000	---	EMPLOYEE BENEFITS	0.00	5,140.30	50,792.00	0.00	0.00	50,792.00-	50,792.00-
99	E	---	---	213000	---	PUPIL SERVICES - GUIDANC	0.00	14,652.56	145,095.59	0.00	0.00	145,095.59-	145,095.59-
99	E	---	1--	215000	---	SALARIES	0.00	2,026.50	17,745.25	0.00	0.00	17,745.25-	17,745.25-
99	E	---	2--	215000	---	EMPLOYEE BENEFITS	0.00	851.52	6,157.08	0.00	0.00	6,157.08-	6,157.08-
99	E	---	---	215000	---	PSYCHOLOGICAL SERVICES	0.00	2,878.02	23,902.33	0.00	0.00	23,902.33-	23,902.33-
99	E	---	1--	218100	---	SALARIES	0.00	0.00	11,375.00	0.00	0.00	11,375.00-	11,375.00-
99	E	---	2--	218100	---	EMPLOYEE BENEFITS	0.00	0.00	6,293.87	0.00	0.00	6,293.87-	6,293.87-
99	E	---	---	218100	---	OCCUPATIONAL THERAPY	0.00	0.00	17,668.87	0.00	0.00	17,668.87-	17,668.87-
99	E	---	1--	219000	---	SALARIES	2,000.00	1,000.00	1,000.00	50.00	0.00	1,000.00	1,000.00
99	E	---	2--	219000	---	EMPLOYEE BENEFITS	0.00	141.43	141.43	0.00	0.00	141.43-	141.43-
99	E	---	3--	219000	---	PURCHASED SERVICES	503,500.00	0.00	664,638.00	132.00	0.00	161,138.00-	161,138.00-
99	E	---	4--	219000	---	NON-CAPITAL OBJECTS	20,000.00	174.63	21,455.91	107.28	0.00	1,455.91-	1,455.91-
99	E	---	9--	219000	---	OTHER EXPENDITURES	0.00	0.00	399.49	0.00	0.00	399.49-	399.49-
99	E	---	---	219000	---	OTHER PUPIL SERVICES	525,500.00	1,316.06	687,634.83	130.85	0.00	162,134.83-	162,134.83-
99	E	---	1--	221200	---	SALARIES	4,473,316.00	159,520.22	1,676,254.73	37.47	0.00	2,797,061.27	2,797,061.27
99	E	---	2--	221200	---	EMPLOYEE BENEFITS	78,500.00	64,642.44	728,178.21	927.62	0.00	649,678.21-	649,678.21-
99	E	---	3--	221200	---	PURCHASED SERVICES	881,550.00	114,919.91	590,234.00	66.95	198.00	291,118.00	291,316.00
99	E	---	4--	221200	---	NON-CAPITAL OBJECTS	233,500.00	91,287.04	315,140.27	134.96	40,114.31	121,754.58-	81,640.27-
99	E	---	5--	221200	---	CAPITAL OBJECTS	50,000.00	7,406.00	14,735.81	29.47	0.00	35,264.19	35,264.19
99	E	---	9--	221200	---	OTHER EXPENDITURES	0.00	0.00	2,305.00	0.00	0.00	2,305.00-	2,305.00-
99	E	---	---	221200	---	CURRICULUM DEVELOPMENT	5,716,866.00	437,775.61	3,326,848.02	58.19	40,312.31	2,349,705.67	2,390,017.98
99	E	---	2--	221300	---	EMPLOYEE BENEFITS	0.00	375.00-	1,500.00	0.00	0.00	1,500.00-	1,500.00-
99	E	---	3--	221300	---	PURCHASED SERVICES	37,500.00	0.00	299.00	0.80	0.00	37,201.00	37,201.00
99	E	---	---	221300	---	INSTRUCTIONAL STAFF TRAI	37,500.00	375.00-	1,799.00	4.80	0.00	35,701.00	35,701.00
99	E	---	3--	221500	---	PURCHASED SERVICES	0.00	0.00	16,474.93	0.00	0.00	16,474.93-	16,474.93-
99	E	---	---	221500	---	INSTRUCTION RELATED TECH	0.00	0.00	16,474.93	0.00	0.00	16,474.93-	16,474.93-
99	E	---	3--	231500	---	PURCHASED SERVICES	0.00	0.00	2,458.00	0.00	0.00	2,458.00-	2,458.00-
99	E	---	---	231500	---	BOARD OF EDUCATION - LEG	0.00	0.00	2,458.00	0.00	0.00	2,458.00-	2,458.00-
99	E	---	1--	235000	---	SALARIES	0.00	9,666.68	58,000.08	0.00	0.00	58,000.08-	58,000.08-

Fd	T	Loc	Obj	Func	Prj	Obj	2020-21	April 2020-21	2020-21	2020-21	Encumbered	Unencumbered	Unexpended
							Revised Budget	Monthly Activity	FYTD Activity	FYTD %	Amount	Balance	Balance
99	E	---	2--	235000	---	EMPLOYEE BENEFITS	0.00	3,103.58	18,749.12	0.00	0.00	18,749.12-	18,749.12-
99	E	---	---	235000	---	CHARTER AUTHORIZER OP. C	0.00	12,770.26	76,749.20	0.00	0.00	76,749.20-	76,749.20-
99	E	---	1--	240000	---	SALARIES	0.00	30,410.90	263,319.80	0.00	0.00	263,319.80-	263,319.80-
99	E	---	2--	240000	---	EMPLOYEE BENEFITS	0.00	18,542.20	157,599.01	0.00	0.00	157,599.01-	157,599.01-
99	E	---	5--	240000	---	CAPITAL OBJECTS	80,000.00	0.00	0.00	0.00	0.00	80,000.00	80,000.00
99	E	---	---	240000	---	BUILDING ADMINISTRATION	80,000.00	48,953.10	420,918.81	526.15	0.00	340,918.81-	340,918.81-
99	E	---	1--	253000	---	SALARIES	0.00	278.36	2,505.24	0.00	0.00	2,505.24-	2,505.24-
99	E	---	2--	253000	---	EMPLOYEE BENEFITS	0.00	39.42	354.68	0.00	0.00	354.68-	354.68-
99	E	---	3--	253000	---	PURCHASED SERVICES	0.00	125.35	1,811.13	0.00	0.00	1,811.13-	1,811.13-
99	E	---	---	253000	---	OPERATION	0.00	443.13	4,671.05	0.00	0.00	4,671.05-	4,671.05-
99	E	---	3--	255400	---	PURCHASED SERVICES	0.00	3,060.00	47,537.40	0.00	0.00	47,537.40-	47,537.40-
99	E	---	---	255400	---	RENTAL IN LIEU OF PURCHA	0.00	3,060.00	47,537.40	0.00	0.00	47,537.40-	47,537.40-
99	E	---	7--	270000	---	INSURANCE AND JUDGEMENTS	1,375.00	0.00	0.00	0.00	0.00	1,375.00	1,375.00
99	E	---	---	270000	---	INSURANCE AND JUDGMENTS	1,375.00	0.00	0.00	0.00	0.00	1,375.00	1,375.00
99	E	---	6--	280000	---	DEBT REITREMENT	10,000.00	0.00	0.00	0.00	0.00	10,000.00	10,000.00
99	E	---	---	280000	---	DEBT SERVICES	10,000.00	0.00	0.00	0.00	0.00	10,000.00	10,000.00
99	E	---	3--	295000	---	PURCHASED SERVICES	14,000.00	1,391.25	157,865.17	1,127.61	8,892.00-	134,973.17-	143,865.17-
99	E	---	4--	295000	---	NON-CAPITAL OBJECTS	0.00	0.00	7,457.00	0.00	0.00	7,457.00-	7,457.00-
99	E	---	---	295000	---	ADMINISTRATIVE TECHNOLOG	14,000.00	1,391.25	165,322.17	1,180.87	8,892.00-	142,430.17-	151,322.17-
99	E	---	---	2-----	---	SUPPORT SERVICES	6,385,241.00	522,864.99	4,937,080.20	77.32	31,420.31	1,416,740.49	1,448,160.80
99	-	---	---	-----	---	OTHER PKG/COOP PROGRAM F	7,703,706.10	597,550.66	6,402,072.58	83.10	155,875.75	1,145,757.77	1,301,633.52

Number of Accounts: 2531

***** End of report *****

Vendor	Purch Vendor	Purchasing Name	PO Number	Proj/Grant	Type	Invoice Nbr	Accrual	Amount
Line	Description					Amount		
	Account					1099		
BMO FINA000					YDA	BMOAPR202100000	A/P-ACCR	58,959.43
10	CHARLES HECKEL, Mailchimp, Atlanta, GA, 30308, US,					30.99		
	99 E 600 360 295000 360					30.99		
20	CHARLES HECKEL, Lts Logo&team Sportswe, 877-5355646, CT, 06410, US,					10,882.22		
	99 E 600 411 221200 360					10,882.22		
30	CHARLES HECKEL, Jotform Inc., San Francisco, CA, 94111, US,					9.50		
	99 E 600 360 295000 360					9.50		
40	DENNIS HINDERLITER, Codecademy, New York, NY, 10012, US,					239.88		
	10 E 800 360 295000 000					239.88		
50	DENNIS HINDERLITER, Dnh Godaddy.Com, 480-505-8855, AZ, 85260, US,					189.70		
	80 E 800 360 390000 901					189.70		
60	STETSONVILLE ELEM CA, Wal-Mart #3643, Medford, WI, 54451, US,					56.59		
	10 E 101 415 240000 000					56.59		
70	STETSONVILLE ELEM CA, Wal-Mart #3643, Medford, WI, 54451, US,					106.92		
	80 E 800 411 240000 740					106.92		
80	STETSONVILLE ELEM CA, Dollartree, Medford, WI, 54451, US,					20.00		
	10 E 101 411 110000 000					20.00		
90	STETSONVILLE ELEM CA, The Sports Page Bowl&g, Medford, WI, 54451, US,					53.50		
	10 E 101 411 110000 000					53.50		
100	JOSEPH GREGET, Wm Supercenter #3643, Medford, WI, 54451, US,					18.96		
	27 E 800 411 158700 341					18.96		
110	PATRICK SULLIVAN., Facebk Zx4uv3krq2, Menlo Park, CA, 94025, US,					1.75		
	10 E 800 351 231000 000					1.75		
120	PATRICK SULLIVAN., Facebk 4le443fsg2, Menlo Park, CA, 94025, US,					25.00		
	10 E 800 351 231000 000					25.00		
130	ANDREW J GUDEN, Paypal Wisconsinhi, 4029357733, CA, 95131, US,					12.50		
	10 E 400 940 162000 968					12.50		
140	ANDREW J GUDEN, Paypal Wisconsinhi, 4029357733, CA, 95131, US,					12.50		
	10 E 400 940 162000 953					12.50		
150	SU ANN SCHOEDER, Padlet Padlet Softwar, San Francisco, CA, 94103, US,					10.00		
	10 E 101 940 240000 000					10.00		
160	SU ANN SCHOEDER, Wal-Mart #3643, Medford, WI, 54451, US,					69.37		
	10 E 101 415 240000 000					69.37		
170	SU ANN SCHOEDER, Medford County Marke, Medford, WI, 54451, US,					40.15		
	80 E 800 411 240000 740					40.15		
180	MAPSDDO, Medford County Market, 7157489212, WI, 54451, US,					140.90		
	10 E 400 411 135000 000					140.90		

Vendor	Purch Vendor	Purchasing Name	PO Number	Proj/Grant	Type	Invoice Nbr	Accrual	Amount
Line	Description					Amount		
	Account					1099		
Invoice Number BMOAPR202100000 continued								
BMO FINA000					YDA	BMOAPR202100000	A/P-ACCR	58,959.43
190	MAPSDDO,	The Sports Page Bowl&g, Medford, WI, 54451, US,				126.39		
	10 E 800 411 232000 000			126.39				
200	MAPSDDO,	Medford County Market, 7157489212, WI, 54451, US,				80.08		
	10 E 400 411 135000 000			80.08				
210	MAPSDDO,	Medford County Market, 7157489212, WI, 54451, US,				55.71		
	10 E 400 411 135000 000			55.71				
220	MAPSDDO,	Medford County Market, 7157489212, WI, 54451, US,				76.80		
	10 E 400 411 135000 000			76.80				
230	MAPSDDO,	Medford County Market, 7157489212, WI, 54451, US,				48.22		
	10 E 400 411 135000 000			48.22				
240	LAURA LUNDY.,	Amzn Digital, 888-802-3080, WA, 98109, US,				-13.73		
	10 E 800 360 221200 000			-13.73				
250	LAURA LUNDY.,	Amzn Digital 357us2u43, 888-802-3080, WA, 98109, US,				13.73		
	10 E 800 360 221200 000			13.73				
260	Jill Lybert	8013, Grizzly Industrial Pho, 3606470801, WA, 98229, US,				479.86		
	10 E 400 440 136000 000			479.86				
270	Charlie Heckel	3088, Cobblestone Inn & Sts, 9208220822, WI, 54162, US,				132.00		
	27 E 600 328 255400 019			132.00				
280	Charlie Heckel	3088, Country Inn And Suites, 9203366600, WI, 54304, US,				82.00		
	99 E 600 342 221200 360			82.00				
290	Charlie Heckel	3088, Bookshark, Llc., 3037972954, CO, 80122, US,				98.99		
	99 E 600 470 110000 360			98.99				
300	Charlie Heckel	3088, Writeshop, 9099895576, CA, 91710, US,				53.25		
	99 E 600 470 110000 360			53.25				
310	Charlie Heckel	3088, Institute For Excellen, 8008565815, OK, 74352, US,				36.75		
	99 E 600 470 110000 360			36.75				
320	Charlie Heckel	3088, Nassp Product & Servic, 703-8600200, VA, 20191, US,				123.15		
	99 E 600 411 219000 360			123.15				
330	Charlie Heckel	3088, Multi Media Channels L, 7152584351, WI, 54981, US,				787.00		
	99 E 600 351 221200 360			787.00				
340	Charlie Heckel	3088, Bookshark, Llc., 3037972954, CO, 80122, US,				35.90		
	99 E 600 470 110000 360			35.90				
350	Charlie Heckel	3088, Zoom.Us 888-799-9666, San Jose, CA, 95113, US,				1,400.00		
	99 E 600 360 110000 360			1,400.00				
360	Charlie Heckel	3088, Awl Pearson Education, Prsoncs.Com, NJ, 07458, US,				-170.00		

Vendor	Purch Vendor	Purchasing Name	PO Number	Proj/Grant	Type	Invoice Nbr	Accrual	Amount
Line	Description		Account	Amount		1099		
Invoice Number BMOAPR202100000 continued								
BMO FINA000					YDA	BMOAPR202100000	A/P-ACCR	58,959.43
540	Charlie Heckel	3088, Bookshark, Llc.,	3037972954, CO,	80122, US,		141.00		
	99 E 600	470 110000 360		141.00				
550	Charlie Heckel	3088, Sp Crystalimagery,	7172265390, PA,	17372, US,		9.85		
	99 E 600	411 221200 360		9.85				
560	Charlie Heckel	3088, Bookshark, Llc.,	3037972954, CO,	80122, US,		47.99		
	99 E 600	470 110000 360		47.99				
570	Charlie Heckel	3088, Bookshark, Llc.,	3037972954, CO,	80122, US,		49.99		
	99 E 600	470 110000 360		49.99				
580	Charlie Heckel	3088, Bookshark, Llc.,	3037972954, CO,	80122, US,		380.49		
	99 E 600	470 110000 360		380.49				
590	Charlie Heckel	3088, Bookshark, Llc.,	3037972954, CO,	80122, US,		44.95		
	99 E 600	470 110000 360		44.95				
600	Charlie Heckel	3088, Bookshark, Llc.,	3037972954, CO,	80122, US,		164.88		
	99 E 600	470 110000 360		164.88				
610	Charlie Heckel	3088, Bookshark, Llc.,	3037972954, CO,	80122, US,		98.99		
	99 E 600	470 110000 360		98.99				
620	Charlie Heckel	3088, Writeshop,	9099895576, CA,	91710, US,		119.14		
	99 E 600	470 110000 360		119.14				
630	Charlie Heckel	3088, Bookshark, Llc.,	3037972954, CO,	80122, US,		91.00		
	99 E 600	470 110000 360		91.00				
640	Charlie Heckel	3088, Ackeret Appliance And,	Medford, WI,	54451, US,		878.00		
	99 E 600	551 221200 360		878.00				
650	Charlie Heckel	3088, Onstar Data Plan - At&	, 8884667827, TX,	75202, US,		15.00		
	99 E 600	358 221200 360		15.00				
660	Charlie Heckel	3088, Shutterfly,	800-986-1065, CA,	94065, US,		61.18		
	99 E 600	411 221200 360		61.18				
670	Charlie Heckel	3088, Bookshark, Llc.,	3037308193, CO,	80122, US,		598.48		
	99 E 600	470 110000 360		598.48				
680	Charlie Heckel	3088, Bookshark, Llc.,	3037308193, CO,	80122, US,		31.80		
	99 E 600	470 110000 360		31.80				
690	Charlie Heckel	3088, Bookshark, Llc.,	3037308193, CO,	80122, US,		98.99		
	99 E 600	470 110000 360		98.99				
700	Charlie Heckel	3088, Bookshark, Llc.,	3037308193, CO,	80122, US,		92.00		
	99 E 600	470 110000 360		92.00				
710	Charlie Heckel	3088, Bookshark, Llc.,	3037308193, CO,	80122, US,		24.29		

Vendor	Purch Vendor	Purchasing Name	PO Number	Proj/Grant	Type	Invoice Nbr	Accrual	Amount
Line	Description					Amount		
Account			Amount			1099		
Invoice Number BMOAPR202100000 continued								
BMO FINA000					YDA	BMOAPR202100000	A/P-ACCR	58,959.43
890	Charlie Heckel	3088, Bookshark, Llc.,	3037308193, CO,	80122, US,		44.00		
	99 E 600	470 110000 360				44.00		
900	Charlie Heckel	3088, Bookshark, Llc.,	3037308193, CO,	80122, US,		91.00		
	99 E 600	470 110000 360				91.00		
910	Charlie Heckel	3088, Bookshark, Llc.,	3037308193, CO,	80122, US,		129.00		
	99 E 600	470 110000 360				129.00		
920	Charlie Heckel	3088, Bookshark, Llc.,	3037308193, CO,	80122, US,		44.00		
	99 E 600	470 110000 360				44.00		
930	Charlie Heckel	3088, Nussy Learning Llc,	Clearwater, FL,	33762, US,		2,268.75		
	99 E 600	360 110000 360				2,268.75		
940	Charlie Heckel	3088, Towneplace Suites,	Oak Creek, WI,	53154, US,		194.00		
	27 E 600	328 255400 019				194.00		
950	Sara Holewinski	3484, Paypal Fangsfrogsm,	4029357733, CA,	95131, US,		295.00		
	99 E 600	940 110000 360				295.00		
960	Sara Holewinski	3484, San Saba Cap,	Kerrville, TX,	78028, US,		542.38		
	99 E 600	411 221200 360				542.38		
970	Sara Holewinski	3484, Amzn Mktp US Yr0qg9163,	Amzn.Com/Bill,	WA, 98109, U		324.31		
	99 E 600	411 110000 360				324.31		
980	Sara Holewinski	3484, Amzn Mktp Us,	Amzn.Com/Bill,	WA, 98109, US,		-127.92		
	99 E 600	411 221200 360				-127.92		
990	Sara Holewinski	3484, Clark 3949,	Stetsonville, WI,	54480, US,		57.77		
	99 E 600	348 221200 360				57.77		
1000	Sara Holewinski	3484, Onstar Services,	888-4onstar, MI,	48243, US,		36.91		
	99 E 600	358 221200 360				36.91		
1010	Sara Holewinski	3484, Amzn Mktp US C553f31k3,	Amzn.Com/Bill,	WA, 98109, U		69.99		
	99 E 600	411 110000 360				69.99		
1020	Sara Holewinski	3484, Amazon.Com Xh4h61s83,	Amzn.Com/Bill,	WA, 98109, US,		100.00		
	99 E 600	411 221200 360				100.00		
1030	Sara Holewinski	3484, Madison Metro School D,	608-6635311, WI,	53705, US,		52.00		
	99 E 600	940 110000 360				52.00		
1040	Sara Holewinski	3484, Madison Metro School D,	608-6635311, WI,	53705, US,		52.00		
	99 E 600	940 110000 360				52.00		
1050	Sara Holewinski	3484, Amzn Mktp US 799ul2cz3,	Amzn.Com/Bill,	WA, 98109, U		167.80		
	99 E 600	411 221200 360				167.80		
1060	Sara Holewinski	3484, Amzn Mktp US Et1mq05l3,	Amzn.Com/Bill,	WA, 98109, U		28.98		

Vendor	Purch Vendor	Purchasing Name	PO Number	Proj/Grant	Type	Invoice Nbr	Accrual	Amount
Line	Description					Amount		
Account			Amount			1099		
Invoice Number BMOAPR202100000 continued								
BMO FINA000					YDA	BMOAPR202100000	A/P-ACCR	58,959.43
1240	Sara Holewinski	1174, Amzn Mktp US Cd0eu0383, Amzn.Com/Bill, WA, 98109, U				29.98		
	99 E 600 411 221200 360		29.98					
1250	Sara Holewinski	1174, Amzn Mktp US T85jy1r93, Amzn.Com/Bill, WA, 98109, U				29.98		
	99 E 600 411 221200 360		29.98					
1260	Sara Holewinski	1174, Amzn Mktp US Br3b66gr3, Amzn.Com/Bill, WA, 98109, U				64.64		
	99 E 600 411 221200 360		64.64					
1270	Sara Holewinski	1174, Amazon.Com L77a65de3, Amzn.Com/Bill, WA, 98109, US,				164.78		
	99 E 600 411 221200 360		164.78					
1280	Sara Holewinski	1174, Amzn Mktp US Hi9ln0f83, Amzn.Com/Bill, WA, 98109, U				74.97		
	99 E 600 411 221200 360		74.97					
1290	Sara Holewinski	1174, Amazon.Com D1luq6xx3, Amzn.Com/Bill, WA, 98109, US,				2,750.00		
	99 E 600 411 221200 360		2,750.00					
1300	Sara Holewinski	1174, Amazon.Com Bn66e5om3, Amzn.Com/Bill, WA, 98109, US,				1,000.00		
	99 E 600 411 221200 360		1,000.00					
1310	Sara Holewinski	1174, Amzn Mktp US W26ix0jw3, Amzn.Com/Bill, WA, 98109, U				298.60		
	99 E 600 411 221200 360		298.60					
1320	MAES2020, Wm Supercenter #3643, Medford, WI, 54451, US,					11.88		
	10 E 100 411 213000 000		11.88					
1330	MAES2020, Dollartree, Medford, WI, 54451, US,					2.00		
	10 E 101 411 213000 000		2.00					
1340	MAES2020, Wal-Mart #3643, Medford, WI, 54451, US,					82.41		
	10 E 100 415 213000 000		82.41					
1350	MAES2020, Abby County Market, Abbotsford, WI, 54405, US,					79.12		
	10 E 100 415 213000 000		79.12					
1360	MAES2020, Dollartree, Medford, WI, 54451, US,					11.00		
	10 E 100 415 213000 000		11.00					
1370	MAES2020, Wal-Mart #3643, Medford, WI, 54451, US,					162.21		
	10 E 100 415 213000 000		162.21					
1380	MAES2020, Wal-Mart #3643, Medford, WI, 54451, US,					67.56		
	10 E 101 415 213000 000		67.56					
1390	MAES2020, Davis Instruments Corp, 8006783669, CA, 94101, US,					37.54		
	10 E 100 411 254000 000		37.54					
1400	MAES2020, Walmart.Com Ax, 8009666546, AR, 72716, US,					468.01		
	10 E 800 411 221200 297		468.01					
1410	MAES2020, Teacherspayteachers.Co, 6465880910, NY, 10003, US,					25.09		

Vendor	Purch Vendor	Purchasing Name	PO Number	Proj/Grant	Type	Invoice Nbr	Accrual	Amount
Line	Description					Amount		
Account			Amount			1099		
Invoice Number BMOAPR202100000 continued								
BMO FINA000					YDA	BMOAPR202100000	A/P-ACCR	58,959.43
10 E 100 360 110000 000				25.09				
1420 MAES2020,	Wm Supercenter #2813,	Marshfield, WI, 54449, US,				38.05		
10 E 100 411 213000 000				38.05				
1430 MAES2020,	Wal-Mart #3643,	Medford, WI, 54451, US,				133.96		
10 E 100 411 213000 000				133.96				
1440 MAES2020,	Dollartree, Medford, WI, 54451, US,					40.00		
10 E 100 411 213000 000				40.00				
1450 MAES2020,	Usps Po 5652500887,	Medford, WI, 54451, US,				8.55		
10 E 800 353 260000 000				8.55				
1460 MAES2020,	Wal-Mart #3643,	Medford, WI, 54451, US,				48.82		
10 E 101 411 213000 000				48.82				
1470 MAES2020,	Makemathmoments.Com,	Belle River, ON, NOR1A0, CA,				39.00		
10 E 100 360 110000 000				39.00				
1480 MAES2020,	Wm Supercenter #3643,	Medford, WI, 54451, US,				101.66		
10 E 100 411 110000 000				101.66				
1490 MAES2020,	Teacherspayteachers.Co,	6465880910, NY, 10003, US,				16.36		
10 E 100 360 110000 000				16.36				
1500 MAES2020,	Event Great Minds Llc,	5712268300, VA, 22102, US,				200.00		
10 E 100 310 240000 000				200.00				
1510 MAES2020,	Wal-Mart #3643,	Medford, WI, 54451, US,				59.02		
10 E 100 411 213000 000				59.02				
1520 MAMS - 0827,	Amzn Mktp US 7t29x3cq3,	Amzn.Com/Bill, WA, 98109, US,				15.00		
10 E 200 480 222200 000				15.00				
1530 MAMS - 0827,	Amzn Mktp US Vj26i3lu3,	Amzn.Com/Bill, WA, 98109, US,				29.95		
10 E 200 480 222200 000				29.95				
1540 MAMS - 0827,	Amzn Mktp US Y7lby0bg3,	Amzn.Com/Bill, WA, 98109, US,				127.32		
10 E 200 411 125400 000				127.32				
1550 MAMS - 0827,	Amzn Mktp US Mql7x62c3,	Amzn.Com/Bill, WA, 98109, US,				156.11		
10 E 200 411 125400 000				156.11				
1560 MAMS - 0827,	Kwik Trip 35100003517,	Medford, WI, 54451-0000, US,				175.00		
10 E 200 411 240000 000				175.00				
1570 MAMS - 0827,	Wal-Mart #3643,	Medford, WI, 54451, US,				87.76		
10 E 200 411 240000 000				87.76				
1580 MAMS - 0827,	Usps Po 5652500887,	Medford, WI, 54451, US,				17.10		
10 E 800 353 260000 000				17.10				

Vendor	Purch Vendor	Purchasing Name	PO Number	Proj/Grant	Type	Invoice Nbr	Accrual	Amount
Line	Description					Amount		
Account			Amount			1099		
Invoice Number BMOAPR202100000 continued								
BMO FINA000					YDA	BMOAPR202100000	A/P-ACCR	58,959.43
1590	MAMS - 0827,	Wm Supercenter #3643, Medford, WI, 54451, US,				20.73		
	10 E 800 411 122000 141		20.73					
1600	MASH-6757,	Delphi Glass Corp, 517-3944631, MI, 48910, US,				56.09		
	21 E 400 411 120000 604		56.09					
1610	MASH-6757,	Ab Abebooks.Co Incpga, 8003155335, WA, 98109, US,				30.39		
	10 E 400 411 240000 000		30.39					
1620	MASH-6757,	Tct Prom Nite, 800-962-8006, MN, 55110, US,				173.90		
	21 E 400 411 120000 622		173.90					
1630	MASH-6757,	Alcolock Usa, Orlando, FL, 32822, US,				600.00		
	10 E 400 411 240000 000		600.00					
1640	MASH-6757,	Samsclub.Com, 888-746-7726, AR, 72712, US,				1,624.54		
	21 E 400 411 240000 411		1,624.54					
1650	MASH-6757,	Teacherspayteachers.Co, 6465880910, NY, 10003, US,				12.68		
	10 E 400 360 122000 000		12.68					
1660	MASH-6757,	Usps Po 5652500887, Medford, WI, 54451, US,				8.55		
	10 E 800 353 260000 000		8.55					
1670	MASH-6757,	Amzn Mktp Us, Amzn.Com/Bill, WA, 98109, US,				-29.99		
	10 E 400 411 240000 000		-29.99					
1680	MASH-6757,	Samsclub.Com, 888-746-7726, AR, 72712, US,				300.00		
	21 E 400 411 240000 411		300.00					
1690	MASH-6757,	Wal-Mart #3643, Medford, WI, 54451, US,				-79.76		
	21 E 400 411 240000 411		-79.76					
1700	MASH-6757,	Wal-Mart #3643, Medford, WI, 54451, US,				41.25		
	27 E 800 411 158700 341		41.25					
1710	MASH-6757,	Wm Supercenter #3643, Medford, WI, 54451, US,				99.00		
	21 E 400 411 240000 411		99.00					
1720	MASH-6757,	Usps Po 5652500887, Medford, WI, 54451, US,				7.95		
	10 E 800 353 260000 000		7.95					
1730	MASH-6757,	The Wooden Wagon, 9785446482, MA, 01355, US,				29.43		
	10 E 400 411 125500 000		29.43					
1740	MASH-6757,	Lingtlanguage, San Francisco, CA, 94103, US,				168.00		
	21 E 400 360 123219 000		168.00					
1750	MASH-6757,	Samsclub.Com, 888-746-7726, AR, 72712, US,				1,279.20		
	21 E 400 411 240000 411		1,279.20					
1760	MASH-6757,	Wal-Mart #2127, Wausau, WI, 54401, US,				113.32		

<u>Vendor</u>	<u>Purch Vendor</u>	<u>Purchasing Name</u>	<u>PO Number</u>	<u>Proj/Grant</u>	<u>Type</u>	<u>Invoice Nbr</u>	<u>Accrual</u>	<u>Amount</u>
<u>Line</u>	<u>Description</u>					<u>Amount</u>		
<u>Account</u>			<u>Amount</u>			<u>1099</u>		
Invoice Number BMOAPR202100000 continued								
BMO FINA000					YDA	BMOAPR202100000	A/P-ACCR	58,959.43
10 E 400 411 131000 000				113.32				
1770 MASH-6757, Wm Supercenter #2127, Wausau, WI, 54401, US,						59.60		
10 E 800 411 172000 000				59.60				
TOTAL INVOICES CREATED =====> 1						TOTAL AMOUNT OF INVOICES =====>		58,959.43

Invoice Parameters:

Invoice Date: 04/28/2021 Due Date: 04/28/2021 Batch: 0001 Bank: BNK0 Check Type: Wire Transfer

***** End of report *****

Fd	T	Loc	Obj	Func	Prj	Obj	2020-21	April 2020-21	2020-21	2020-21	Encumbered	Unreceived
							Revised Budget	Monthly Revenue	FYTD Revenue	FYTD %	Balance	Balance
10	R	800	211	500000	000	PROPERTY TAX	6,293,838.00	224,195.67	3,870,022.70	61.49	0.00	2,423,815.30
10	R	800	213	500000	000	MOBILE HOME TAX	20,000.00	3,953.48	17,172.03	85.86	0.00	2,827.97
10	R	800	240	139000	000	PAYMENT FOR SERVICES	12,000.00	0.00	0.00	0.00	0.00	12,000.00
10	R	800	240	500000	000	PAYMENT FOR SERVICES	1,000.00	0.00	0.00	0.00	0.00	1,000.00
10	R	800	244	139000	000	PAYMENTS FOR SERVICES	0.00	306.00	3,578.07	0.00	0.00	3,578.07-
10	R	800	262	500000	000	NON-CAP FOR RESALE	0.00	0.00	45.75	0.00	0.00	45.75-
10	R	800	264	500000	000	NON CAPITAL SURPLUS PROP.	10,000.00	0.00	25,506.00	255.06	0.00	15,506.00-
10	R	800	271	500000	000	ADMISSIONS	30,000.00	0.00	17,214.66	57.38	0.00	12,785.34
10	R	800	279	500000	000	OTHER SCHOOL ACTIVITY INC	36,000.00	675.00	6,877.55	19.10	0.00	29,122.45
10	R	800	280	500000	000	INTEREST ON INVESTMENTS	10,000.00	197.57	1,265.29	12.65	0.00	8,734.71
10	R	800	291	500000	000	GIFTS	21,400.00	0.00	19,919.38	93.08	0.00	1,480.62
10	R	800	292	500000	000	STUDENT FEES	0.00	720.00	15,300.00	0.00	0.00	15,300.00-
10	R	800	293	500000	000	RENTALS	1,500.00	50.00	50.00	3.33	0.00	1,450.00
10	R	800	295	500000	900	SUMMER SCHOOL REVENUE	0.00	0.00	260.00	0.00	0.00	260.00-
10	R	800	297	500000	000	STUDENT FINES	500.00	278.75	831.75	166.35	0.00	331.75-
10	R	800	299	500000	000	MISCELLANEOUS LOCAL REVEN	10,000.00	139.86	288.66	2.89	0.00	9,711.34
10	R	---	2--	-----	---	*REVENUE FROM LOCAL SOURC	6,446,238.00	230,516.33	3,978,331.84	61.72	0.00	2,467,906.16
10	R	800	340	500000	000	PAYMENTS FOR SERVICES	0.00	2,500.00	4,000.00	0.00	0.00	4,000.00-
10	R	800	345	500000	000	GENERAL TUITION-OPEN ENRO	7,667,347.00	0.00	0.00	0.00	0.00	7,667,347.00
10	R	---	3--	-----	---	*INTERDIST PYMNTS WITHIN	7,667,347.00	2,500.00	4,000.00	0.05	0.00	7,663,347.00
10	R	800	515	500000	000	STATE AID-INTERMEDIATE SO	0.00	0.00	1,260.00	0.00	0.00	1,260.00-
10	R	800	517	500000	391	TRANSIT OF FEDERAL AIDS	2,230.00	0.00	0.00	0.00	0.00	2,230.00
10	R	800	581	500000	000	MEDICAID SCHOOL BASED SER	60,000.00	0.00	0.00	0.00	0.00	60,000.00
10	R	---	5--	-----	---	*REV FROM INTERMEDIATE SO	62,230.00	0.00	1,260.00	2.02	0.00	60,970.00
10	R	800	612	500000	000	TRANSPORTATION AID	115,000.00	0.00	127,035.00	110.47	0.00	12,035.00-
10	R	800	613	500000	000	LIBRARY AID	90,000.00	0.00	0.00	0.00	0.00	90,000.00
10	R	800	613	500000	031	LIBRARY AID	0.00	97,676.00	97,676.00	0.00	0.00	97,676.00-
10	R	800	619	500000	000	OTHER CATEGORICAL AID	0.00	0.00	6,354.00	0.00	0.00	6,354.00-
10	R	800	621	500000	000	EQUALIZATION AID	14,923,055.00	0.00	9,546,721.00	63.97	0.00	5,376,334.00
10	R	800	630	500000	297	SPECIAL PROJECT GRANTS	0.00	42,040.91	67,563.16	0.00	0.00	67,563.16-
10	R	800	630	500000	522	SPECIAL PROJECT GRANTS	4,940.00	0.00	0.00	0.00	0.00	4,940.00
10	R	800	630	500000	577	SPECIAL PROJECT GRANTS	14,428.00	0.00	0.00	0.00	0.00	14,428.00
10	R	800	690	500000	000	OTHER REVENUE FROM STATE	5,000.00	26.00	52.00	1.04	0.00	4,948.00
10	R	800	691	500000	000	COMPUTER AID	143,440.00	0.00	0.00	0.00	0.00	143,440.00
10	R	800	695	500000	000	STATE CATEGORICAL AID	1,550,780.00	0.00	1,551,522.00	100.05	0.00	742.00-
10	R	---	6--	-----	---	*REVENUE FROM STATE SOURC	16,846,643.00	139,742.91	11,396,923.16	67.65	0.00	5,449,719.84

Fd	T	Loc	Obj	Func	Prj	Obj	2020-21	April 2020-21	2020-21	2020-21	Encumbered	Unreceived
							Revised Budget	Monthly Revenue	FYTD Revenue	FYTD %	Balance	Balance
10	R	800	713	500000	400	VOCATIONAL EDUCATION AID	19,000.00	13,469.24	14,992.76	78.91	0.00	4,007.24
10	R	510	730	500000	160	SPECIAL PROJECT GRANT	0.00	0.00	300.00	0.00	0.00	300.00-
10	R	520	730	500000	160	SPECIAL PROJECT GRANT	0.00	0.00	481.45	0.00	0.00	481.45-
10	R	800	730	500000	160	SPECIAL PROJECT GRANT	305,827.00	0.00	201,742.15	65.97	0.00	104,084.85
10	R	800	730	500000	341	SPECIAL PROJECT GRANT	71,000.00	18,750.27	43,632.14	61.45	0.00	27,367.86
10	R	800	730	500000	365	SPECIAL PROJECT GRANT	66,931.00	0.00	35,739.90	53.40	0.00	31,191.10
10	R	800	730	500000	381	SPECIAL PROJECT GRANT	26,253.00	0.00	0.00	0.00	0.00	26,253.00
10	R	510	751	500000	141	ECIA - CHAPTER 1	10,000.00	5,491.54	13,338.75	133.39	0.00	3,338.75-
10	R	520	751	500000	141	ECIA - CHAPTER 1	28,000.00	1,612.50	4,397.44	15.71	0.00	23,602.56
10	R	800	751	500000	141	ECIA - CHAPTER 1	310,000.00	68,485.20	101,291.16	32.67	0.00	208,708.84
10	R	800	780	500000	000	FED-DHS	18,000.00	15,679.86	15,679.86	87.11	0.00	2,320.14
10	R	---	7--	-----	---	*REVENUE FROM FEDERAL SOU	855,011.00	123,488.61	431,595.61	50.48	0.00	423,415.39
10	R	800	860	500000	000	SALE OF FIXED ASSETS	4,000.00	0.00	0.00	0.00	0.00	4,000.00
10	R	800	861	500000	000	EQUIPMENT SALES	0.00	2,600.00	2,600.00	0.00	0.00	2,600.00-
10	R	---	8--	-----	---	*OTHER FINANCING SOURCES	4,000.00	2,600.00	2,600.00	65.00	0.00	1,400.00
10	R	800	964	500000	000	INSURANCE	0.00	0.00	28,436.00	0.00	0.00	28,436.00-
10	R	800	971	500000	000	REFUND OF DISB - AIDABLE	45,000.00	0.00	75,182.26	167.07	0.00	30,182.26-
10	R	800	971	500000	619	REFUND OF DISB - AIDABLE	0.00	26,778.30	30,558.30	0.00	0.00	30,558.30-
10	R	800	972	500000	000	REFUND OF DISB - NON-AIDA	0.00	0.00	2,188.19	0.00	0.00	2,188.19-
10	R	800	990	500000	000	MISCELLANEOUS OTHER REVEN	0.00	0.00	1,848.47	0.00	0.00	1,848.47-
10	R	---	9--	-----	---	*OTHER REVENUES	45,000.00	26,778.30	138,213.22	307.14	0.00	93,213.22-
10	-	---	---	-----	---	*GENERAL FUND	31,926,469.00	525,626.15	15,952,923.83	49.97	0.00	15,973,545.17
Grand Revenue Totals							31,926,469.00	525,626.15	15,952,923.83	49.97	0.00	15,973,545.17

Number of Accounts: 50

***** End of report *****

							Beginning	April 2020-21	April 2020-21	2020-21	2020-21	Ending
Fd T Loc Obj Func Prj	Fd T Loc Obj Func Prj	Balance	Debits	Credits	FY Debits	FY Credits	Balance					
10 A 000 000 711100 000	CASH ON DEPOSIT//GENERAL FUND	1,217,191.23	3,945,770.46	2,989,057.83	43,232,892.80	34,215,569.28	11,038,090.08					
21 A 000 000 711100 000	CASH ON DEPOSIT//GIFT FUND	86,318.87	226,867.69	35,262.03	394,162.07	152,248.52	339,056.75					
27 A 000 000 711100 000	CASH ON DEPOSIT//SPECIAL EDUCA	-3,401,759.74	200,435.68	736,929.87	1,359,173.18	6,065,417.74	-7,896,951.56					
38 A 000 000 711100 000	CASH ON DEPOSIT//Non-Referendu	405,705.03	0.00	45,600.00	80,000.00	125,600.00	360,105.03					
39 A 000 000 711100 000	CASH ON DEPOSIT//REFERENDUM AP	1,862,936.30	0.00	0.00	1,286,000.00	1,725,850.00	3,148,936.30					
50 A 000 000 711100 000	CASH ON DEPOSIT//FOOD SERVICE	-1,350,238.71	3,546.60	19,521.87	119,354.66	1,108,326.86	-2,333,671.83					
72 A 000 000 711100 000	CASH ON DEPOSIT//PRIVATE PURPO	86,192.19	0.00	500.00	35,708.56	40,042.84	81,857.91					
80 A 000 000 711100 000	CASH ON DEPOSIT//COMMUNITY SER	159,481.91	1,065.67	19,379.59	272,247.16	250,876.80	193,308.53					
99 A 000 000 711100 000	CASH ON DEPOSIT//OTHER PKG/COO	85,747.01	78,871.91	673,632.54	1,548,047.91	7,644,432.79	-5,712,504.68					
21 A 000 000 711106 000	CASH ON DEPOSIT - MAES//GIFT F	65,196.90	0.00	0.00	0.00	0.00	65,196.90					
21 A 000 000 711107 000	CASH ON DEPOSIT - SES//GIFT FU	2,841.60	0.00	0.00	0.00	0.00	2,841.60					
21 A 000 000 711108 000	CASH ON DEPOSIT - MAMS//GIFT F	4,836.24	0.00	0.00	0.00	0.00	4,836.24					
21 A 000 000 711109 000	CASH ON DEPOSIT - MASH//GIFT F	400.00	0.00	0.00	0.00	0.00	400.00					
XX A --- --- 71110- ---		-775,151.17	4,456,558.01	4,519,883.73	48,327,586.34	51,328,364.83	-708,498.73					
46 A 000 000 711146 000	FUND 46//LONG TERM CAP IMP TRU	5,005.34	1.64	0.00	15,032.21	0.00	20,037.55					
XX A --- --- 71114- ---		5,005.34	1.64	0.00	15,032.21	0.00	20,037.55					
10 A 000 000 711150 000	CASH ON HAND - FOOD SERVICE//G	2,881.53	59.57	655.90	781.41	2,695.69	967.25					
50 A 000 000 711150 000	CASH ON HAND - FOOD SERVICE//F	53,949.95	5,447.60	0.00	68,154.99	109,981.98	12,122.96					
80 A 000 000 711150 000	CASH ON HAND - FOOD SERVICE//C	20,869.25	4,191.25	0.00	29,531.50	0.00	50,400.75					
XX A --- --- 71115- ---		77,700.73	9,698.42	655.90	98,467.90	112,677.67	63,490.96					
XX A --- --- 7111- -- ---		-692,445.10	4,466,258.07	4,520,539.63	48,441,086.45	51,441,042.50	-624,970.22					
10 A 000 000 711210 000	PETTY CASH//GENERAL FUND	165.00	0.00	0.00	800.00	800.00	165.00					
XX A --- --- 71121- ---		165.00	0.00	0.00	800.00	800.00	165.00					
XX A --- --- 7112- -- ---		165.00	0.00	0.00	800.00	800.00	165.00					
73 A 000 000 712000 000	INVESTMENTS//FIDUCIARY FUND	2,826,380.21	0.00	0.00	162,034.00	62,034.00	2,926,380.21					
XX A --- --- 71200- ---		2,826,380.21	0.00	0.00	162,034.00	62,034.00	2,926,380.21					
XX A --- --- 7120- -- ---		2,826,380.21	0.00	0.00	162,034.00	62,034.00	2,926,380.21					
10 A 000 000 712200 000	STATE INVESTMENT POOL//GENERAL	1,061.89	0.00	1,062.73	0.84	1,062.73	0.00					
XX A --- --- 71220- ---		1,061.89	0.00	1,062.73	0.84	1,062.73	0.00					
XX A --- --- 7122- -- ---		1,061.89	0.00	1,062.73	0.84	1,062.73	0.00					
10 A 000 000 712400 000	REPURCHASE AGREEMENT//GENERAL	1,425,143.68	2,263,399.54	2,150,000.00	24,478,767.36	26,750,015.00	-2,846,103.96					
27 A 000 000 712400 000	REPURCHASE AGREEMENT//SPECIAL	3,321,848.09	0.00	0.00	1,368,138.30	0.00	4,689,986.39					
38 A 000 000 712400 000	REPURCHASE AGREEMENT//Non-Refere	-360,105.00	0.00	0.00	0.00	0.00	-360,105.00					
39 A 000 000 712400 000	REPURCHASE AGREEMENT//REFEREND	-934,800.00	0.00	0.00	0.00	465,200.00	-1,400,000.00					
50 A 000 000 712400 000	REPURCHASE AGREEMENT//FOOD SER	1,620,586.67	0.00	7,316.87	1,283,615.07	32,308.21	2,871,893.53					
80 A 000 000 712400 000	REPURCHASE AGREEMENT//COMMUNIT	0.00	971.32	0.00	971.32	0.00	971.32					
XX A --- --- 71240- ---		5,072,673.44	2,264,370.86	2,157,316.87	27,131,492.05	27,247,523.21	2,956,642.28					
XX A --- --- 7124- -- ---		5,072,673.44	2,264,370.86	2,157,316.87	27,131,492.05	27,247,523.21	2,956,642.28					
10 A 000 000 713100 000	TAXES RECEIVABLE//GENERAL FUND	2,456,830.00	0.00	0.00	0.00	2,456,830.00	0.00					
XX A --- --- 71310- ---		2,456,830.00	0.00	0.00	0.00	2,456,830.00	0.00					

							Beginning	April 2020-21	April 2020-21	2020-21	2020-21	Ending
Fd	T	Loc	Obj	Func	Prj		Balance	Debits	Credits	FY Debits	FY Credits	Balance
XX	A	---	---	7131	--	---	2,456,830.00	0.00	0.00	0.00	2,456,830.00	0.00
10	A	000	000	713200	000	ACCOUNTS RECEIVABLE//GENERAL F	30,853.53	0.00	0.00	0.00	30,853.53	0.00
27	A	000	000	713200	000	ACCOUNTS RECEIVABLE//SPECIAL E	21,550.67	0.00	0.00	0.00	21,550.67	0.00
73	A	000	000	713200	000	ACCOUNTS RECEIVABLE//FIDUCIARY	162,034.00	0.00	0.00	0.00	162,034.00	0.00
99	A	000	000	713200	000	ACCOUNTS RECEIVABLE//OTHER PKG	1,260.00	0.00	0.00	0.00	1,260.00	0.00
XX	A	---	---	71320	---		215,698.20	0.00	0.00	0.00	215,698.20	0.00
XX	A	---	---	7132	--		215,698.20	0.00	0.00	0.00	215,698.20	0.00
10	A	000	000	714273	000	DUE FROM POST RETIREMENT TRUST	40,137.17	0.00	0.00	0.00	40,137.17	0.00
27	A	000	000	714273	000	DUE FROM POST RETIREMENT TRUST	12,857.30	0.00	0.00	0.00	12,857.30	0.00
99	A	000	000	714273	000	DUE FROM POST RETIREMENT TRUST	9,039.53	0.00	0.00	0.00	9,039.53	0.00
XX	A	---	---	71427	---		62,034.00	0.00	0.00	0.00	62,034.00	0.00
XX	A	---	---	7142	--		62,034.00	0.00	0.00	0.00	62,034.00	0.00
10	A	000	000	715420	000	DUE FROM CESA//GENERAL FUND	11,574.67	0.00	0.00	0.00	11,574.67	0.00
27	A	000	000	715420	000	DUE FROM CESA//SPECIAL EDUCATI	122,923.68	0.00	0.00	0.00	122,923.68	0.00
XX	A	---	---	71542	---		134,498.35	0.00	0.00	0.00	134,498.35	0.00
XX	A	---	---	7154	--		134,498.35	0.00	0.00	0.00	134,498.35	0.00
10	A	000	000	715500	000	DUE FROM STATE GOVERNMENT//GEN	408,764.00	0.00	0.00	0.00	408,764.00	0.00
XX	A	---	---	71550	---		408,764.00	0.00	0.00	0.00	408,764.00	0.00
XX	A	---	---	7155	--		408,764.00	0.00	0.00	0.00	408,764.00	0.00
10	A	000	000	715600	000	DUE FROM FEDERAL GOVERNMENT//G	240,525.59	0.00	0.00	0.00	240,525.59	0.00
27	A	000	000	715600	000	DUE FROM FEDERAL GOVERNMENT//S	54,188.69	0.00	0.00	0.00	54,188.69	0.00
50	A	000	000	715600	000	DUE FROM FEDERAL GOVERNMENT//F	153,004.59	7,316.87	0.00	1,197,972.06	1,180,058.25	170,918.40
XX	A	---	---	71560	---		447,718.87	7,316.87	0.00	1,197,972.06	1,474,772.53	170,918.40
XX	A	---	---	7156	--		447,718.87	7,316.87	0.00	1,197,972.06	1,474,772.53	170,918.40
50	A	000	000	811200	000	ACCOUNTS PAYABLE//FOOD SERVICE	0.00	0.00	0.00	67,796.19	67,796.19	0.00
XX	A	---	---	81120	---		0.00	0.00	0.00	67,796.19	67,796.19	0.00
XX	A	---	---	8112	--		0.00	0.00	0.00	67,796.19	67,796.19	0.00
50	A	000	000	816900	000	OTHER DEFERRED REVENUE//FOOD S	0.00	0.00	12.25	0.00	34.96	-34.96
XX	A	---	---	81690	---		0.00	0.00	12.25	0.00	34.96	-34.96
XX	A	---	---	8169	--		0.00	0.00	12.25	0.00	34.96	-34.96
10	L	000	000	811100	000	TEMPORARY NOTES PAYABLE//GENER	0.00	0.00	2,000,000.00	11,500,000.00	15,500,000.00	-2,000,000.00
XX	L	---	---	81110	---		0.00	0.00	2,000,000.00	11,500,000.00	15,500,000.00	-2,000,000.00
XX	L	---	---	8111	--		0.00	0.00	2,000,000.00	11,500,000.00	15,500,000.00	-2,000,000.00
10	L	000	000	811200	000	ACCOUNTS PAYABLE//GENERAL FUND	-35,865.39	1,623,096.12	1,623,096.12	18,088,877.05	18,053,011.66	0.00
21	L	000	000	811200	000	ACCOUNTS PAYABLE//GIFT FUND	-2,658.21	8,488.76	8,488.76	100,597.63	97,939.42	0.00
27	L	000	000	811200	000	ACCOUNTS PAYABLE//SPECIAL EDUC	-816.00	148,058.64	148,058.64	1,473,513.84	1,472,697.84	0.00
38	L	000	000	811200	000	ACCOUNTS PAYABLE//Non-Referend	0.00	45,600.00	45,600.00	125,600.00	125,600.00	0.00
50	L	000	000	811200	000	ACCOUNTS PAYABLE//FOOD SERVICE	-112,144.22	6,386.30	6,386.30	1,684,601.89	1,646,839.54	-74,381.87
72	L	000	000	811200	000	ACCOUNTS PAYABLE//PRIVATE PURP	0.00	500.00	500.00	40,042.84	40,042.84	0.00
80	L	000	000	811200	000	ACCOUNTS PAYABLE//COMMUNITY SE	-45,505.09	8,331.10	8,331.10	188,043.46	142,538.37	0.00

Fd	T	Loc	Obj	Func	Prj	Fd	T	Loc	Obj	Func	Prj	Beginning Balance	April 2020-21 Debits	April 2020-21 Credits	2020-21 FY Debits	2020-21 FY Credits	Ending Balance	
99	L	000	000	811200	000							-6,344.31	266,234.13	266,234.13	3,192,913.68	3,186,569.37	0.00	
												ACCOUNTS PAYABLE//OTHER PKG/CO						
XX	L	---	---	81120-	---							-203,333.22	2,106,695.05	2,106,695.05	24,894,190.39	24,765,239.04	-74,381.87	
												XX L --- --- 8112-- ---						
10	L	000	000	811611	000							-27,381.36	124,634.70	127,841.68	1,143,878.97	1,181,029.31	-65,865.68	
												FICA//GENERAL FUND						
21	L	000	000	811611	000							0.00	78.86	34.30	160.84	160.84	0.00	
												FICA//GIFT FUND						
27	L	000	000	811611	000							-6,135.46	45,346.48	46,008.42	421,316.96	439,707.26	-24,546.30	
												FICA//SPECIAL EDUCATION FUND						
50	L	000	000	811611	000							-338.80	1,149.98	1,226.68	13,021.87	13,514.57	-819.66	
												FICA//FOOD SERVICE FUND						
80	L	000	000	811611	000							-8.50	997.76	1,288.78	11,063.00	12,180.54	-904.42	
												FICA//COMMUNITY SERVICE FUND						
99	L	000	000	811611	000							-14,243.10	35,954.28	36,349.34	406,863.16	410,753.72	-18,313.54	
												FICA//OTHER PKG/COOP PROGRAM F						
10	L	000	000	811612	000							-10,759.46	62,218.34	64,604.85	561,876.05	584,316.98	-34,043.81	
												FEDERAL INCOME TAX//GENERAL FU						
21	L	000	000	811612	000							0.00	4.99	0.00	4.99	4.99	0.00	
												FEDERAL INCOME TAX//GIFT FUND						
27	L	000	000	811612	000							-3,308.99	19,734.60	20,318.69	187,079.20	194,398.87	-10,699.75	
												FEDERAL INCOME TAX//SPECIAL ED						
50	L	000	000	811612	000							0.00	575.38	626.38	5,848.18	6,268.85	-419.94	
												FEDERAL INCOME TAX//FOOD SERVI						
80	L	000	000	811612	000							-5.13	61.88	93.25	2,096.62	2,250.01	-79.34	
												FEDERAL INCOME TAX//COMMUNITY						
99	L	000	000	811612	000							-6,932.65	17,321.80	17,521.42	194,829.60	196,611.93	-8,820.42	
												FEDERAL INCOME TAX//OTHER PKG/						
10	L	000	000	811613	000							-5,647.12	37,324.35	38,398.83	308,979.44	342,795.63	-20,011.02	
												STATE INCOME TAX//GENERAL FUND						
21	L	000	000	811613	000							0.00	6.82	0.00	15.30	15.30	0.00	
												STATE INCOME TAX//GIFT FUND						
27	L	000	000	811613	000							-1,601.21	12,275.03	12,528.65	106,833.28	118,425.34	-6,566.27	
												STATE INCOME TAX//SPECIAL EDUC						
50	L	000	000	811613	000							-36.45	239.54	265.04	2,347.82	2,731.31	-227.47	
												STATE INCOME TAX//FOOD SERVICE						
80	L	000	000	811613	000							-2.28	41.37	63.33	1,053.39	1,199.69	-46.55	
												STATE INCOME TAX//COMMUNITY SE						
99	L	000	000	811613	000							-4,572.89	10,798.76	10,945.89	115,826.10	122,302.58	-5,594.97	
												STATE INCOME TAX//OTHER PKG/CO						
99	L	000	000	811613	830							0.00	532.43	179.24	532.43	801.29	-179.24	
												STATE INCOME TAX/STATE OF MN/O						
99	L	000	000	811613	832							0.00	0.00	139.12	420.90	629.58	-139.12	
												STATE INCOME TAX/STATE TAX IOW						
27	L	000	000	811613	833							0.00	0.00	86.82	260.46	390.69	-86.82	
												STATE INCOME TAX/STATE TAX LOU						
99	L	000	000	811613	834							0.00	473.17	159.18	473.17	711.94	-159.18	
												STATE INCOME TAX/STATE TAX MIC						
XX	L	---	---	81161-	---							-80,973.40	369,770.52	378,679.89	3,484,781.73	3,631,201.22	-197,523.50	
												WTRS//GENERAL FUND						
10	L	000	000	811621	000							-272,801.79	99,345.52	99,278.32	995,674.55	870,823.54	-98,830.74	
												WTRS//SPECIAL EDUCATION FUND						
27	L	000	000	811621	000							-75,005.29	33,546.84	33,735.64	336,220.35	312,785.40	-34,684.82	
												WTRS//COMMUNITY SERVICE FUND						
80	L	000	000	811621	000							-55.39	66.02	31.90	2,698.88	2,729.86	63.75	
												WTRS//OTHER PKG/COOP PROGRAM F						
99	L	000	000	811621	000							-18,527.22	30,216.56	30,273.04	309,089.30	326,638.78	-21,007.68	
												WRS//GENERAL FUND						
10	L	000	000	811622	000							-19,858.25	17,655.71	17,572.40	166,713.01	179,719.12	-23,188.56	
												WRS//SPECIAL EDUCATION FUND						
27	L	000	000	811622	000							-2,413.20	10,874.68	9,294.86	77,392.72	90,593.98	-9,768.24	
												WRS//FOOD SERVICE FUND						
50	L	000	000	811622	000							-704.46	1,466.58	1,249.52	11,341.38	12,702.62	-1,252.06	
												WRS//COMMUNITY SERVICE FUND						
80	L	000	000	811622	000							0.00	68.38	0.00	68.38	68.38	0.00	
												WRS//OTHER PKG/COOP PROGRAM FU						
99	L	000	000	811622	000							-4,762.00	3,041.64	3,343.40	33,268.96	35,510.46	-5,302.32	
												XX L --- --- 81162- ---						
XX	L	---	---	81162-	---							-394,127.60	196,281.93	194,779.08	1,932,467.53	1,831,572.14	-193,970.67	
												HEALTH INSURANCE//GENERAL FUND						
10	L	000	000	811631	000							-219,410.95	253,065.57	277,936.86	2,795,078.19	2,448,516.95	265,965.84	
												HEALTH INSURANCE//SPECIAL EDUC						
27	L	000	000	811631	000							0.00	125,306.96	125,306.96	1,001,377.24	1,064,822.47	0.00	
												HEALTH INSURANCE//FOOD SERVICE						
50	L	000	000	811631	000							0.00	5,176.00	5,176.00	35,630.44	39,326.58	0.00	
												HEALTH INSURANCE//OTHER PKG/CO						
99	L	000	000	811631	000							0.00	68,886.92	68,886.92	685,468.30	719,911.76	0.00	

							Beginning	April 2020-21	April 2020-21	2020-21	2020-21	Ending
Fd	T	Loc	Obj	Func	Prj	Fd T Loc Obj Func Prj	Balance	Debits	Credits	FY Debits	FY Credits	Balance
10	L	000	000	811632	000	DENTAL INSURANCE//GENERAL FUND	-41,672.27	19,460.80	21,068.06	211,277.32	186,451.69	-6,166.98
27	L	000	000	811632	000	DENTAL INSURANCE//SPECIAL EDUC	0.00	9,101.27	9,101.27	73,048.90	77,853.82	0.00
50	L	000	000	811632	000	DENTAL INSURANCE//FOOD SERVICE	0.00	335.52	335.52	2,334.12	2,515.02	0.00
99	L	000	000	811632	000	DENTAL INSURANCE//OTHER PKG/CO	0.00	4,940.93	4,940.93	49,248.26	51,718.73	0.00
10	L	000	000	811633	000	LONG-TERM DISABILITY//GENERAL	-6,760.92	2,795.84	3,063.60	29,294.49	27,236.60	-3,153.82
27	L	000	000	811633	000	LONG-TERM DISABILITY//SPECIAL	-264.73	1,089.11	1,089.48	9,660.91	9,970.97	0.00
50	L	000	000	811633	000	LONG-TERM DISABILITY//FOOD SER	-8.90	30.48	30.48	265.79	276.41	0.00
99	L	000	000	811633	000	LONG-TERM DISABILITY//OTHER PK	-103.43	831.12	831.12	8,360.09	8,672.95	0.00
10	L	000	000	811639	000	OTHER INSURANCE DEDUCTIONS//GE	0.00	1,085.52	1,349.85	9,832.03	9,632.63	864.57
27	L	000	000	811639	000	OTHER INSURANCE DEDUCTIONS//SP	0.00	449.05	449.05	2,856.35	3,058.15	0.00
50	L	000	000	811639	000	OTHER INSURANCE DEDUCTIONS//FO	0.00	128.16	61.84	616.14	385.15	256.32
99	L	000	000	811639	000	OTHER INSURANCE DEDUCTIONS//OT	0.00	185.66	191.66	1,290.52	1,386.35	0.00
XX	L	---	---	81163-	---		-268,221.20	492,868.91	519,819.60	4,915,639.09	4,651,736.23	257,765.93
10	L	000	000	811660	000	TRUST ADVANTAGE//GENERAL FUND	-1,183.32	1,117.60	1,117.60	8,753.00	9,311.80	-1,742.12
27	L	000	000	811660	000	TRUST ADVANTAGE//SPECIAL EDUCA	-286.28	458.32	458.32	4,583.20	4,812.36	-515.44
99	L	000	000	811660	000	TRUST ADVANTAGE//OTHER PKG/COO	-529.16	300.00	300.00	3,608.32	3,379.16	-300.00
XX	L	---	---	81166-	---		-1,998.76	1,875.92	1,875.92	16,944.52	17,503.32	-2,557.56
10	L	000	000	811670	000	TAX-SHELTERED ANNUITIES//GENER	-15,040.00	8,522.60	18,215.46	168,364.83	162,510.56	-13,402.86
27	L	000	000	811670	000	TAX-SHELTERED ANNUITIES//SPECI	0.00	10.00	628.00	4,248.00	4,562.00	-618.00
99	L	000	000	811670	000	TAX-SHELTERED ANNUITIES//OTHER	-170.00	1,170.00	2,351.00	22,659.00	23,700.00	-1,349.00
XX	L	---	---	81167-	---		-15,210.00	9,702.60	21,194.46	195,271.83	190,772.56	-15,369.86
10	L	000	000	811680	000	GARNISHMENT DEDUCTIONS PAYABLE	-1,107.04	968.00	968.00	11,817.88	10,962.51	28.96
XX	L	---	---	81168-	---		-1,107.04	968.00	968.00	11,817.88	10,962.51	28.96
10	L	000	000	811690	000	OTHER DEDUCTIONS PAYABLE//GENE	-628.23	0.00	9.96	43.84	88.66	-668.07
27	L	000	000	811690	000	OTHER DEDUCTIONS PAYABLE//SPEC	403.34	0.00	8.00	32.00	118.00	321.34
50	L	000	000	811690	000	OTHER DEDUCTIONS PAYABLE//FOOD	-2.94	0.00	0.00	0.00	0.00	-2.94
99	L	000	000	811690	000	OTHER DEDUCTIONS PAYABLE//OTHE	0.00	0.00	0.04	0.16	0.34	-0.16
10	L	000	000	811691	000	FLEX BENEFIT 125//GENERAL FUND	-1,245.30	2,238.20	2,238.20	28,954.65	28,219.60	-510.25
27	L	000	000	811691	000	FLEX BENEFIT 125//SPECIAL EDUC	-2,438.31	2,255.08	2,255.08	25,446.76	23,730.45	-722.00
99	L	000	000	811691	000	FLEX BENEFIT 125//OTHER PKG/CO	-956.52	833.32	833.32	15,497.84	15,031.59	-490.27
10	L	000	000	811696	000	ATHLETIC FIELD DONATION//GENER	-2,024.80	0.00	107.90	0.00	1,250.20	-3,228.00
XX	L	---	---	81169-	---		-6,892.76	5,326.60	5,452.50	69,975.25	68,438.84	-5,300.35
XX	L	---	---	8116--	---		-768,530.76	1,076,794.48	1,122,769.45	10,626,897.83	10,402,186.82	-156,927.05
10	L	000	000	811800	000	ACCRUED PAYROLL PAYABLE//GENER	-81,360.47	1,525,674.10	1,525,674.10	12,078,638.76	11,997,278.29	0.00
21	L	000	000	811800	000	ACCRUED PAYROLL PAYABLE//GIFT	0.00	241.41	241.41	1,131.83	1,131.83	0.00
27	L	000	000	811800	000	ACCRUED PAYROLL PAYABLE//SPECI	-6,808.15	722,003.28	722,003.28	4,846,453.32	4,839,645.17	0.00
50	L	000	000	811800	000	ACCRUED PAYROLL PAYABLE//FOOD	-1,707.90	15,174.95	15,174.95	146,499.30	144,791.40	0.00
80	L	000	000	811800	000	ACCRUED PAYROLL PAYABLE//COMMU	-132.12	10,136.65	10,136.65	95,144.01	95,011.89	0.00
99	L	000	000	811800	000	ACCRUED PAYROLL PAYABLE//OTHER	-15,174.90	360,808.11	360,808.11	3,881,476.42	3,866,301.52	0.00
XX	L	---	---	81180-	---		-105,183.54	2,634,038.50	2,634,038.50	21,049,343.64	20,944,160.10	0.00

							Beginning	April 2020-21	April 2020-21	2020-21	2020-21	Ending
Fd	T	Loc	Obj	Func	Prj	Fd T Loc Obj Func Prj	Balance	Debits	Credits	FY Debits	FY Credits	Balance
XX	L	---	---	8118	--	---	-105,183.54	2,634,038.50	2,634,038.50	21,049,343.64	20,944,160.10	0.00
73	L	000	000	812100	000	DUE TO GENERAL FUND//FIDUCIARY	-40,137.17	0.00	0.00	40,137.17	0.00	0.00
XX	L	---	---	81210	-	---	-40,137.17	0.00	0.00	40,137.17	0.00	0.00
XX	L	---	---	8121	--	---	-40,137.17	0.00	0.00	40,137.17	0.00	0.00
73	L	000	000	812200	000	DUE TO SPECIAL REVENUE FUND//F	-12,857.30	0.00	0.00	12,857.30	0.00	0.00
10	L	000	000	812205	000	DUE TO POST RETIREMENT FUND//G	-105,369.23	0.00	0.00	105,369.23	0.00	0.00
27	L	000	000	812205	000	DUE TO POST RETIREMENT FUND//S	-32,934.41	0.00	0.00	32,934.41	0.00	0.00
99	L	000	000	812205	000	DUE TO POST RETIREMENT FUND//O	-23,730.36	0.00	0.00	23,730.36	0.00	0.00
XX	L	---	---	81220	-	---	-174,891.30	0.00	0.00	174,891.30	0.00	0.00
XX	L	---	---	8122	--	---	-174,891.30	0.00	0.00	174,891.30	0.00	0.00
10	L	000	000	812600	000	DUE TO AGENCY FUND//GENERAL FU	0.00	0.00	52,322.55	52,322.55	52,322.55	-52,322.55
XX	L	---	---	81260	-	---	0.00	0.00	52,322.55	52,322.55	52,322.55	-52,322.55
XX	L	---	---	8126	--	---	0.00	0.00	52,322.55	52,322.55	52,322.55	-52,322.55
73	L	000	000	812900	000	DUE TO PACKAGE AND COOPERATIVE	-9,039.53	0.00	0.00	9,039.53	0.00	0.00
XX	L	---	---	81290	-	---	-9,039.53	0.00	0.00	9,039.53	0.00	0.00
XX	L	---	---	8129	--	---	-9,039.53	0.00	0.00	9,039.53	0.00	0.00
50	L	000	000	813500	000	DUE TO STATE GOVERNMENTS//FOOD	-2,773.70	0.00	0.00	2,773.70	0.00	0.00
XX	L	---	---	81350	-	---	-2,773.70	0.00	0.00	2,773.70	0.00	0.00
XX	L	---	---	8135	--	---	-2,773.70	0.00	0.00	2,773.70	0.00	0.00
10	Q	000	000	931100	000	FUND - RESERVED FOR ENCUMBRANC	102,378.41	51,166.00	105,445.41	1,380,056.94	1,801,304.53	-479,237.15
21	Q	000	000	931100	000	FUND - RESERVED FOR ENCUMBRANC	2,880.61	692.72	67,753.69	12,123.60	75,171.68	-64,862.47
27	Q	000	000	931100	000	FUND - RESERVED FOR ENCUMBRANC	16,526.95	2,530.50	1,719.57	103,188.66	141,339.33	-31,186.21
50	Q	000	000	931100	000	FUND - RESERVED FOR ENCUMBRANC	18,010.00	0.00	42,220.00	50,668.80	126,473.80	-42,445.00
80	Q	000	000	931100	000	FUND - RESERVED FOR ENCUMBRANC	-144,321.99	27.33	0.00	4,096.02	9,712.71	-149,938.68
99	Q	000	000	931100	000	FUND - RESERVED FOR ENCUMBRANC	464,952.58	143,327.98	33,308.74	1,979,105.39	1,985,409.05	309,076.83
XX	Q	---	---	93110	-	---	460,426.56	197,744.53	250,447.41	3,529,239.41	4,139,411.10	-458,592.68
XX	Q	---	---	9311	--	---	460,426.56	197,744.53	250,447.41	3,529,239.41	4,139,411.10	-458,592.68
30	Q	000	000	931790	000	FUND-RESERVE FOR DEBT RETIRMNT	-1,459,607.62	0.00	0.00	0.00	0.00	-1,459,607.62
XX	Q	---	---	93179	-	---	-1,459,607.62	0.00	0.00	0.00	0.00	-1,459,607.62
XX	Q	---	---	9317	--	---	-1,459,607.62	0.00	0.00	0.00	0.00	-1,459,607.62
73	Q	000	000	931900	000	OTHER RESERVED FUND BALANCE//F	-4,518,902.72	0.00	0.00	0.00	0.00	-4,518,902.72
XX	Q	---	---	93190	-	---	-4,518,902.72	0.00	0.00	0.00	0.00	-4,518,902.72
XX	Q	---	---	9319	--	---	-4,518,902.72	0.00	0.00	0.00	0.00	-4,518,902.72
10	Q	000	000	932000	000	ASSIGNED FOR RETIRE LIABILITY/	-45,098.00	0.00	0.00	0.00	0.00	-45,098.00
XX	Q	---	---	93200	-	---	-45,098.00	0.00	0.00	0.00	0.00	-45,098.00
XX	Q	---	---	9320	--	---	-45,098.00	0.00	0.00	0.00	0.00	-45,098.00
10	Q	000	000	932100	000	DESIGNATED-WORKING CASH BAL//G	-102,378.41	105,445.41	51,166.00	1,801,304.53	1,380,056.94	479,237.15
21	Q	000	000	932100	000	DESIGNATED-WORKING CASH BAL//G	-2,880.61	67,753.69	692.72	75,171.68	12,123.60	64,862.47
27	Q	000	000	932100	000	DESIGNATED-WORKING CASH BAL//S	-16,526.95	1,719.57	2,530.50	141,339.33	103,188.66	31,186.21
50	Q	000	000	932100	000	DESIGNATED-WORKING CASH BAL//F	-264,595.06	42,220.00	0.00	126,473.80	50,668.80	-204,140.06

Fd T Loc Obj Func Prj	Fd T Loc Obj Func Prj	Beginning Balance	April 2020-21 Debits	April 2020-21 Credits	2020-21 FY Debits	2020-21 FY Credits	Ending Balance
80 Q 000 000 932100 000	DESIGNATED-WORKING CASH BAL//C	2,353.20	0.00	27.33	9,712.71	4,096.02	7,969.89
99 Q 000 000 932100 000	DESIGNATED-WORKING CASH BAL//O	5,737.17	33,308.74	143,327.98	1,985,409.05	1,979,105.39	161,612.92
10 Q 000 000 932104 000	ASSIGNED FOR FUTURE REC MAIN//	-229,500.00	0.00	0.00	0.00	0.00	-229,500.00
10 Q 000 000 932105 000	ASSIGNED FOR TECH REPLACEMENT/	-420,000.00	0.00	0.00	0.00	0.00	-420,000.00
XX Q --- --- 93210- ---		-1,027,790.66	250,447.41	197,744.53	4,139,411.10	3,529,239.41	-108,771.42
10 Q 000 000 932110 000	FUND - W/C BAL - EXP//GENERAL	180,677,587.43	1,689,627.90	136,793.49	16,384,649.34	606,532.82	195,480,680.37
21 Q 000 000 932110 000	FUND - W/C BAL - EXP//GIFT FUN	2,588,423.97	9,025.39	403.84	122,152.55	6,634.34	2,694,932.77
27 Q 000 000 932110 000	FUND - W/C BAL - EXP//SPECIAL	33,395,084.89	638,402.11	101,086.10	5,211,886.54	255,395.46	38,042,485.97
30 Q 000 000 932110 000	FUND - W/C BAL - EXP//DEBT SER	14,741,771.88	0.00	0.00	0.00	0.00	14,741,771.88
38 Q 000 000 932110 000	FUND - W/C BAL - EXP//Non-Refere	1,377,579.28	45,600.00	0.00	125,600.00	0.00	1,503,179.28
39 Q 000 000 932110 000	FUND - W/C BAL - EXP//REFEREND	1,897,187.95	0.00	0.00	2,191,050.00	0.00	2,362,387.95
50 Q 000 000 932110 000	FUND - W/C BAL - EXP//FOOD SER	19,862,718.03	15,891.09	0.00	1,236,619.69	148,248.79	20,940,609.28
72 Q 000 000 932110 000	FUND - W/C BAL - EXP//PRIVATE	313,263.37	500.00	0.00	40,042.84	0.00	353,306.21
73 Q 000 000 932110 000	FUND - W/C BAL - EXP//FIDUCIAR	3,628,159.61	0.00	0.00	0.00	0.00	3,628,159.61
80 Q 000 000 932110 000	FUND - W/C BAL - EXP//COMMUNIT	1,679,529.53	18,782.02	20.00	194,688.62	749.98	1,860,458.96
99 Q 000 000 932110 000	FUND - W/C BAL - EXP//OTHER PK	20,421,589.99	599,833.80	2,283.14	6,831,994.80	72,322.91	26,823,662.57
XX Q --- --- 93211- ---		280,582,895.93	3,017,662.31	240,586.57	32,338,684.38	1,089,884.30	308,431,634.85
10 Q 000 000 932150 000	FUND - W/C BAL - REV//GENERAL	-184,970,001.82	0.00	525,626.15	13,046.43	15,965,845.26	-200,922,925.65
21 Q 000 000 932150 000	FUND - W/C BAL - REV//GIFT FUN	-2,745,359.37	1,033.34	124,142.42	1,741.01	286,471.40	-3,030,089.76
27 Q 000 000 932150 000	FUND - W/C BAL - REV//SPECIAL	-33,395,084.89	0.00	0.00	0.00	1,352,549.61	-34,747,634.50
30 Q 000 000 932150 000	FUND - W/C BAL - REV//DEBT SER	-13,282,164.26	0.00	0.00	0.00	0.00	-13,282,164.26
38 Q 000 000 932150 000	FUND - W/C BAL - REV//Non-Refere	-1,423,179.31	0.00	0.00	0.00	80,000.00	-1,503,179.31
39 Q 000 000 932150 000	FUND - W/C BAL - REV//REFEREND	-2,825,324.25	0.00	0.00	0.00	1,286,000.00	-4,111,324.25
46 Q 000 000 932150 000	FUND - W/C BAL - REV//LONG TER	-5,005.34	0.00	1.64	0.00	15,032.21	-20,037.55
50 Q 000 000 932150 000	FUND - W/C BAL - REV//FOOD SER	-19,975,718.10	0.00	5,481.35	24,168.64	1,386,855.24	-21,338,404.70
72 Q 000 000 932150 000	FUND - W/C BAL - REV//PRIVATE	-399,455.56	0.00	0.00	0.00	35,708.56	-435,164.12
73 Q 000 000 932150 000	FUND - W/C BAL - REV//FIDUCIAR	-2,035,637.10	0.00	0.00	0.00	0.00	-2,035,637.10
80 Q 000 000 932150 000	FUND - W/C BAL - REV//COMMUNIT	-1,672,203.39	22.50	5,391.32	1,161.25	291,162.07	-1,962,204.21
99 Q 000 000 932150 000	FUND - W/C BAL - REV//OTHER PK	-20,892,279.74	0.00	1,031.00	0.00	627,912.00	-21,520,191.74
XX Q --- --- 93215- ---		-283,621,413.13	1,055.84	661,673.88	40,117.33	21,327,536.35	-304,908,957.15
XX Q --- --- 9321-- ---		-4,066,307.86	3,269,165.56	1,100,004.98	36,518,212.81	25,946,660.06	3,413,906.28
21 Q 000 000 938900 603	ASSIGNED FUND BALANCE/MASH ART	0.00	0.00	816.67	1,150.00	816.67	-816.67
21 Q 000 000 938900 604	ASSIGNED FUND BALANCE/MASH ART	0.00	56.09	3,237.92	56.09	3,237.92	-3,181.83
21 Q 000 000 938900 605	ASSIGNED FUND BALANCE/DRAMA CL	0.00	0.00	0.00	118.32	0.00	0.00
21 Q 000 000 938900 606	ASSIGNED FUND BALANCE/FRENCH T	0.00	0.00	4,956.45	0.00	4,956.45	-4,956.45
21 Q 000 000 938900 607	ASSIGNED FUND BALANCE/HISTORY	0.00	0.00	8,618.16	0.00	8,618.16	-8,618.16
21 Q 000 000 938900 608	ASSIGNED FUND BALANCE/INTERNAT	0.00	116.00	3,208.85	116.00	3,208.85	-3,092.85
21 Q 000 000 938900 609	ASSIGNED FUND BALANCE/MARKETIN	0.00	12,006.75	14,370.43	12,006.75	14,370.43	-2,363.68
21 Q 000 000 938900 610	ASSIGNED FUND BALANCE/STUDENT	0.00	9,320.66	9,089.22	9,506.62	9,089.22	231.44
21 Q 000 000 938900 611	ASSIGNED FUND BALANCE/NATIONAL	0.00	0.00	826.98	0.00	826.98	-826.98

							Beginning	April 2020-21	April 2020-21	2020-21	2020-21	Ending
Fd	T	Loc	Obj	Func	Prj	Fd T Loc Obj Func Prj	Balance	Debits	Credits	FY Debits	FY Credits	Balance
21	Q	000	000	938900	612	ASSIGNED FUND BALANCE/POST PRO	0.00	0.00	13,765.62	0.00	13,765.62	-13,765.62
21	Q	000	000	938900	613	ASSIGNED FUND BALANCE/YOUTH AP	0.00	450.00	14,353.19	450.00	14,353.19	-13,903.19
21	Q	000	000	938900	614	ASSIGNED FUND BALANCE/SHOW CHO	0.00	0.00	1,212.68	0.00	1,212.68	-1,212.68
21	Q	000	000	938900	615	ASSIGNED FUND BALANCE/SCIENCE	0.00	60.33	16,401.56	60.33	16,401.56	-16,341.23
21	Q	000	000	938900	616	ASSIGNED FUND BALANCE/SPANISH	0.00	1,000.00	4,000.18	1,000.00	4,000.18	-3,000.18
21	Q	000	000	938900	618	ASSIGNED FUND BALANCE/STUDENT	0.00	972.33	375.00	972.33	475.00	597.33
21	Q	000	000	938900	620	ASSIGNED FUND BALANCE/TRACK -	0.00	732.06	3,046.30	1,032.06	3,046.30	-2,314.24
21	Q	000	000	938900	622	ASSIGNED FUND BALANCE/CLASS OF	0.00	1,448.90	4,791.77	1,609.54	4,791.77	-3,342.87
21	Q	000	000	938900	623	ASSIGNED FUND BALANCE/CLASS OF	0.00	0.00	266.64	0.00	266.64	-266.64
XX	Q	---	---	93890-	---		0.00	26,163.12	103,337.62	28,078.04	103,437.62	-77,174.50
XX	Q	---	---	9389--	---		0.00	26,163.12	103,337.62	28,078.04	103,437.62	-77,174.50
Grand Asset Totals							10,933,378.86	6,737,945.80	6,678,931.48	77,001,181.59	83,572,890.67	5,429,100.71
Grand Liability Totals							-1,303,889.22	5,817,528.03	7,915,825.55	68,349,596.11	71,663,908.51	-2,283,631.47
Grand Equity Totals							-9,629,489.64	3,493,073.21	1,453,790.01	40,075,530.26	30,189,508.78	-3,145,469.24
Grand Totals							0.00	16,048,547.04	16,048,547.04	185,426,307.96	185,426,307.96	0.00

Number of Accounts: 185

***** End of report *****

Medford Area Public School District
 Post Retirement Trust
 July 1, 2020 to June 30, 2021

Month	July	August	September	October	November	December	January	February	March	April	May	June	Year to Date
Beginning Balance	2,826,380.21	2,430,455.33	2,467,278.71	2,444,689.69	2,393,268.63	2,494,207.14	2,535,557.11	2,534,466.68	2,557,229.58	2,575,129.17	2,624,277.69	2,624,277.69	2,826,380.21
Additions	-	-	-	-	-	-	-	-	-	-	-	-	-
Earnings	61,012.14	2,169.75	5,452.16	2,841.75	4,098.50	9,005.08	1,765.71	2,008.59	5,363.03	2,946.74			96,663.45
Unrealized (Loss)/Gain	(21,328.06)	35,983.29	(26,696.61)	(13,830.48)	98,144.48	39,791.93	(1,474.60)	22,135.27	13,929.84	47,604.76			194,259.82
Fees	(1,543.46)	(1,329.66)	(1,344.57)	(1,332.33)	(1,304.47)	(1,359.15)	(1,381.54)	(1,380.96)	(1,393.28)	(1,402.98)			(13,772.40)
Annual Implicit Rate Subsidy	(62,034.00)	-	-	-	-	-	-	-	-	-	-	-	(62,034.00)
Contributions	162,034.00	-	-	-	-	-	-	-	-	-	-	-	162,034.00
Other		-	-	-	-	-	-	-	-	-	-	-	-
Disbursements	(534,065.50)			(39,100.00)		(6,087.89)							(579,253.39)
Ending Balance	2,430,455.33	2,467,278.71	2,444,689.69	2,393,268.63	2,494,207.14	2,535,557.11	2,534,466.68	2,557,229.58	2,575,129.17	2,624,277.69	2,624,277.69	2,624,277.69	2,624,277.69
Liability Value (-)													
Investment at Cost	2,224,300.56	2,225,140.65	2,231,328.82	2,193,738.24	2,198,201.31	2,220,470.79	2,221,181.80	2,221,809.43	2,227,347.49	2,228,980.70	2,412,396.14	2,396,793.86	-
Accum Unrealized (Loss) Gain	206,154.77	242,138.06	213,360.87	199,530.39	296,005.83	315,086.32	313,284.88	335,420.15	347,781.68	395,296.99	211,881.55	227,483.83	2,624,277.69

Beginning Balance	2,826,380.21
Additions	-
Earnings	96,663.45
Unrealized Gain	194,259.82
Fees	(13,772.40)
Implicit Rate	(62,034.00)
Annual Contribution	162,034.00
Disbursements	(579,253.39)
	<u>2,624,277.69</u>

MEDFORD AREA PUBLIC SCHOOL DISTRICT

REGULAR BOARD OF EDUCATION MEETING

May 24, 2021

VOUCHER CHECKS

The Medford Area Public School District Board of Education approves the following:

Check # 170149 to

Check # 170569.

Amount \$ 1,184,475.36 for voucher checks and

Amount \$ 1,109,482.26 for payroll.

CHECK #	CHECK DATE	VENDOR	PO INVOICE #	DESCRIPTION	CHECK AMOUNT	ACCOUNT	POST DATE
			NUMBER			NUMBER	
170149	04/27/2021	Alexander, Cade	0 4/27/21	JV BB VS NORTHLAND PINES	50.00	10 E 400 310 162000 963	04/27/2021
				Totals for Alexander, Cade	50.00		
170150	04/27/2021	Batteries Plus	0 P38908579	MASH BATTERIES	500.00	10 E 400 411 253000 000	04/27/2021
				Totals for Batteries Plus	500.00		
170151	04/27/2021	Brooks, D Tran	0 4/27/21	JV BB VS NORTHLAND PINES	50.00	10 E 400 310 162000 963	04/27/2021
				Totals for Brooks, D Tran	50.00		
170152	04/27/2021	Central Wisconsin Auto Parts	0 360197	AUTO SHOP SUPPLIES	25.33	10 E 400 411 136000 000	04/27/2021
				Totals for Central Wisconsin Auto Parts	25.33		
170153	04/27/2021	Hartl, Ryan	0 4/27/21	BB VS NORTHLAND PINES	90.00	10 E 400 310 162000 963	04/27/2021
				Totals for Hartl, Ryan	90.00		
170154	04/27/2021	Knetter, Paul	0 4/27/21	BB VS NORTHLAND PINES	90.00	10 E 400 310 162000 963	04/27/2021
				Totals for Knetter, Paul	90.00		
170155	04/27/2021	Knight, Barbara	0 MAMS	TRUMPET	150.00	10 E 200 440 125500 000	04/27/2021
				Totals for Knight, Barbara	150.00		
170156	04/27/2021	Mosinee Times Publishing	0 20668	RVA SECRETERIAL/SUPPORT STAFF AD	83.40	99 E 600 351 221200 360	04/27/2021
				Totals for Mosinee Times Publishing	83.40		
170157	04/27/2021	Sun Printing	6002000034 119416	Open PO	354.00	99 E 600 310 221200 360	04/27/2021
170157	04/27/2021	Sun Printing	6002000034 119416	Open PO	18,982.17	99 E 600 411 221200 360	04/27/2021
				Totals for Sun Printing	19,336.17		
170158	04/27/2021	WI School Music Assn	0 27521	MAMS CHORAL S/E SOLO VIRTUAL	8.45	10 E 200 940 125400 000	04/27/2021
				Totals for WI School Music Assn	8.45		
170159	04/28/2021	Sullivan, Shawn	0 REIMBURSE	WALMART PURCHASES-TRACK	425.50	21 E 400 411 120000 620	04/28/2021
				Totals for Sullivan, Shawn	425.50		
170160	04/29/2021	Medford Area Public School Dis	0 START UP CASH	TRACK MEET	300.00	21 E 400 411 120000 620	04/29/2021
				Totals for Medford Area Public School Di	300.00		
170161	04/29/2021	Alexander, Cade	0 4/29/21	JV2 BB VS NORTHLAND PINES-DH	100.00	10 E 400 310 162000 963	04/29/2021
				Totals for Alexander, Cade	100.00		
170162	04/29/2021	Alexander, Cade	0 4/30/21	JV2 BB VS ANTIGO	50.00	10 E 400 310 162000 963	04/29/2021
				Totals for Alexander, Cade	50.00		
170163	04/29/2021	Bauman Associates Ltd	0 108977	PROGRESS BILLING-MEMBERSHIP AUDIT	2,500.00	10 E 800 310 231000 000	04/29/2021
				Totals for Bauman Associates Ltd	2,500.00		
170164	04/29/2021	Bub, Michael	0 4/29/21	TRACK INVITATIONAL	67.50	10 E 400 310 162000 967	04/29/2021
170164	04/29/2021	Bub, Michael	0 4/29/21	TRACK INVITATIONAL	67.50	10 E 400 310 162000 966	04/29/2021
				Totals for Bub, Michael	135.00		
170165	04/29/2021	Gilman School District	0 REIMBURSE	CVTC CLASS - ONE STUDENT	451.20	27 E 800 935 491000 451	04/29/2021
				Totals for Gilman School District	451.20		
170166	04/29/2021	James M & Jayne A Sauer Revoca	0 PAYMENT 4	LAND PURCHASE	45,600.00	38 E 800 677 281000 000	04/29/2021
				Totals for James M & Jayne A Sauer Revoc	45,600.00		
170167	04/29/2021	Poetzl, Andrew	0 4/29/21	TRACK INVITATIONAL	67.50	10 E 400 310 162000 967	04/29/2021

CHECK #	CHECK DATE	VENDOR	PO INVOICE #	DESCRIPTION	CHECK AMOUNT	ACCOUNT	POST DATE
			NUMBER			NUMBER	
170167	04/29/2021	Poetzl, Andrew	0 4/29/21	TRACK INVITATIONAL	67.50	10 E 400 310 162000 966	04/29/2021
				Totals for Poetzl, Andrew	135.00		
170168	04/29/2021	Sullivan, Shawn	0 REIMBURSE	WALMART PURCHASE-TRACK-SALES TAX NOT REIMBURSED	6.56	21 E 400 411 120000 620	04/29/2021
				Totals for Sullivan, Shawn	6.56		
170169	04/29/2021	Wenzel, Leon	0 4/29/21	JV2 BB VS NORTHLAND PINES-DH	100.00	10 E 400 310 162000 963	04/29/2021
				Totals for Wenzel, Leon	100.00		
170170	04/29/2021	Wenzel, Leon	0 4/30/21	JV2 BB VS ANTIGO	50.00	10 E 400 310 162000 963	04/29/2021
				Totals for Wenzel, Leon	50.00		
170171	04/29/2021	Medford Area Public School Dis	0 4/30/2021	Payro 4/30/2021 Payroll	558,118.85	10 A 000 000 711100 000	04/29/2021
				Totals for Medford Area Public School Di	558,118.85		
170172	04/30/2021	Thrivent Financial/Lutherans	0 20210430ADDA0	GROUP ID: 000192600-002; L JISKRA - \$300.00	300.00	10 L 000 000 811670 000	04/30/2021
				Totals for Thrivent Financial/Lutherans	300.00		
170173	04/30/2021	Thrivent Mutual Funds	0 20210430ADDATM	Thrivent Mutual Funds; Group#: 73190820; J Hraby - \$250.00; J Lange - \$500.00	750.00	10 L 000 000 811670 000	04/30/2021
				Totals for Thrivent Mutual Funds	750.00		
170174	04/30/2021	Ameriprise Financial Services	0 20210430ADDAB	NBS - National Benefit Services; PRD ID 109214; B Walsh - \$200.00	200.00	99 L 000 000 811670 000	04/30/2021
				Totals for Ameriprise Financial Services	200.00		
170175	04/30/2021	AXA Equitable	0 20210430ADDA2	UNIT#: 008365 001	850.00	10 L 000 000 811670 000	04/30/2021
170175	04/30/2021	AXA Equitable	0 20210430ADDA2	UNIT#: 008365 001	200.00	99 L 000 000 811670 000	04/30/2021
				Totals for AXA Equitable	1,050.00		
170176	04/30/2021	WI SCTF	0 20210430ADDGA	WI SCTF; T LYBERT 5032775 - \$211.00; B WERT 6063683 - \$73.00; J CLIVER 778717 - \$200.00	484.00	10 L 000 000 811680 000	04/30/2021
				Totals for WI SCTF	484.00		
170177	04/30/2021	Delta Dental of Wisconsin	0 May 2021	May 2021; Dental Group: 11511-700 COBRA; Dental Group: 11511-000 Active	19,460.80	10 L 000 000 811632 000	04/30/2021
170177	04/30/2021	Delta Dental of Wisconsin	0 May 2021	May 2021; Dental Group: 11511-700 COBRA; Dental Group: 11511-000 Active	9,101.27	27 L 000 000 811632 000	04/30/2021
170177	04/30/2021	Delta Dental of Wisconsin	0 May 2021	May 2021; Dental Group: 11511-700 COBRA; Dental Group: 11511-000 Active	335.52	50 L 000 000 811632 000	04/30/2021
170177	04/30/2021	Delta Dental of Wisconsin	0 May 2021	May 2021; Dental Group: 11511-700 COBRA; Dental Group: 11511-000	4,940.93	99 L 000 000 811632 000	04/30/2021

CHECK #	CHECK DATE	VENDOR	PO INVOICE # NUMBER	DESCRIPTION	CHECK AMOUNT	ACCOUNT NUMBER	POST DATE
				Active			
				Totals for Delta Dental of Wisconsin	33,838.52		
170178	04/30/2021	Kansas City Life Insurance Co	0 May 2021	MAY 2021; ACCT: 100007500000000; BILL NUMBER: 1440265	2,795.84	10 L 000 000 811633 000	04/30/2021
170178	04/30/2021	Kansas City Life Insurance Co	0 May 2021	MAY 2021; ACCT: 100007500000000; BILL NUMBER: 1440265	1,088.40	27 L 000 000 811633 000	04/30/2021
170178	04/30/2021	Kansas City Life Insurance Co	0 May 2021	MAY 2021; ACCT: 100007500000000; BILL NUMBER: 1440265	30.48	50 L 000 000 811633 000	04/30/2021
170178	04/30/2021	Kansas City Life Insurance Co	0 May 2021	MAY 2021; ACCT: 100007500000000; BILL NUMBER: 1440265	831.12	99 L 000 000 811633 000	04/30/2021
				Totals for Kansas City Life Insurance Co	4,745.84		
170179	04/30/2021	Aspirus Health Plan	0 May 2021	May 2021; Group Id: ASP10000; Sub Group Id: SG01; Invoice Number: 211060005088	253,065.57	10 L 000 000 811631 000	04/30/2021
170179	04/30/2021	Aspirus Health Plan	0 May 2021	May 2021; Group Id: ASP10000; Sub Group Id: SG01; Invoice Number: 211060005088	125,306.96	27 L 000 000 811631 000	04/30/2021
170179	04/30/2021	Aspirus Health Plan	0 May 2021	May 2021; Group Id: ASP10000; Sub Group Id: SG01; Invoice Number: 211060005088	5,176.00	50 L 000 000 811631 000	04/30/2021
170179	04/30/2021	Aspirus Health Plan	0 May 2021	May 2021; Group Id: ASP10000; Sub Group Id: SG01; Invoice Number: 211060005088	68,886.92	99 L 000 000 811631 000	04/30/2021
				Totals for Aspirus Health Plan	452,435.45		
170180	04/30/2021	NVA Vision	0 May 2021	MAY 2021; INVOICE: 4367632; CUSTOMER NO: 5108	1,085.52	10 L 000 000 811639 000	04/30/2021
170180	04/30/2021	NVA Vision	0 May 2021	MAY 2021; INVOICE: 4367632; CUSTOMER NO: 5108	449.05	27 L 000 000 811639 000	04/30/2021
170180	04/30/2021	NVA Vision	0 May 2021	MAY 2021; INVOICE: 4367632; CUSTOMER NO: 5108	128.16	50 L 000 000 811639 000	04/30/2021
170180	04/30/2021	NVA Vision	0 May 2021	MAY 2021; INVOICE: 4367632; CUSTOMER NO: 5108	185.66	99 L 000 000 811639 000	04/30/2021
				Totals for NVA Vision	1,848.39		
170181	05/03/2021	Loertscher, Brady	0 5/3/21	JV2 BB VS STRATFORD	50.00	10 E 400 310 162000 963	05/03/2021
				Totals for Loertscher, Brady	50.00		
170182	05/03/2021	Wenzel, Leon	0 4/29/21	G8 SB SCRIMMAGE	50.00	80 E 200 310 393000 964	05/03/2021
				Totals for Wenzel, Leon	50.00		
170183	05/03/2021	Wenzel, Leon	0 5/3/21	JV2 BB VS STRATFORD	50.00	10 E 400 310 162000 963	05/03/2021
				Totals for Wenzel, Leon	50.00		

CHECK #	CHECK DATE	VENDOR	PO	INVOICE #	DESCRIPTION	CHECK AMOUNT	ACCOUNT				POST DATE		
				NUMBER			NUMBER						
170185	05/03/2021	Amazon Capital Services	0	1CKM-9NMP-1XDQ	(SES OFFICE SUPPLIES	35.49	10	E	101	411	240000	000	05/03/2021
170185	05/03/2021	Amazon Capital Services	0	1CKM-9NMP-1XDQ	(BOOKS	726.45	27	E	800	439	158700	341	05/03/2021
170185	05/03/2021	Amazon Capital Services	0	1CKM-9NMP-1XDQ	(MAES STUDENT SUPPLIES	37.93	10	E	100	411	110000	000	05/03/2021
170185	05/03/2021	Amazon Capital Services	0	1CKM-9NMP-1XDQ	(MASH OFFICE SUPPLIES	120.29	10	E	400	411	240000	000	05/03/2021
170185	05/03/2021	Amazon Capital Services	0	1CKM-9NMP-1XDQ	(SPED STICKERS	91.60	27	E	800	411	158700	341	05/03/2021
170185	05/03/2021	Amazon Capital Services	0	1CKM-9NMP-1XDQ	(STUFFED ANIMALS	54.44	10	E	800	411	215000	297	05/03/2021
170185	05/03/2021	Amazon Capital Services	0	1CKM-9NMP-1XDQ	(BOOKS	68.85	10	E	800	439	215000	297	05/03/2021
170185	05/03/2021	Amazon Capital Services	0	1CKM-9NMP-1XDQ	(BOOKS	560.10	21	E	100	439	240000	010	05/03/2021
170185	05/03/2021	Amazon Capital Services	0	1CKM-9NMP-1XDQ	(PLAYGROUND BALLS/GAMES	368.44	80	E	800	411	240000	740	05/03/2021
170185	05/03/2021	Amazon Capital Services	0	1CKM-9NMP-1XDQ	(DO PRINTER TONERS	278.88	10	E	800	411	260000	000	05/03/2021
170185	05/03/2021	Amazon Capital Services	0	1CKM-9NMP-61W7	FILM CLUB SUPPLIES	31.02	21	E	400	411	240000	427	05/03/2021
170185	05/03/2021	Amazon Capital Services	0	1CKM-9NMP-7LYG	CLASSROOM MATERIALS	54.95	10	E	400	411	122000	000	05/03/2021
170185	05/03/2021	Amazon Capital Services	0	1KVY-Y3XN-F37D	K PENCIL BOXES	76.99	10	E	100	411	110000	000	05/03/2021
170185	05/03/2021	Amazon Capital Services	0	1KVY-Y3XN-GPKW	MASH FUN DAY SUPPLIES	20.94	10	E	400	411	240000	000	05/03/2021
170185	05/03/2021	Amazon Capital Services	0	1QVM-33V6-676G	MASH LIBRARY BOOKS	153.93	10	E	400	432	222200	031	05/03/2021
170185	05/03/2021	Amazon Capital Services	0	1VRR-D6HJ-9LDF	PBIS SUPPLIES	55.41	10	E	100	411	213000	000	05/03/2021
170185	05/03/2021	Amazon Capital Services	0	1VRR-D6HJ-C3L9	MASH CHOIR MIC COVERS	26.97	10	E	400	411	125400	000	05/03/2021
					Totals for Amazon Capital Services	2,762.68							
170186	05/03/2021	Ampro Data Services	6002000061	C85394	Chromebooks-RVA	120,280.00	99	E	600	480	110000	360	05/03/2021
170186	05/03/2021	Ampro Data Services	6002000246	C85391	notebooks-RVA	31,780.00	99	E	600	480	221200	360	05/03/2021
					Totals for Ampro Data Services	152,060.00							
170187	05/03/2021	Bloomer High School	0	5/4/21	TRACK INVITATIONAL ENTRY FEE	75.00	10	E	400	940	162000	967	05/03/2021
170187	05/03/2021	Bloomer High School	0	5/4/21	TRACK INVITATIONAL ENTRY FEE	75.00	10	E	400	940	162000	966	05/03/2021
170187	05/03/2021	Bloomer High School	0	5/4/21	TRACK INVITATIONAL ENTRY FEE	75.00-	10	E	400	940	162000	967	05/03/2021
170187	05/03/2021	Bloomer High School	0	5/4/21	TRACK INVITATIONAL ENTRY FEE	75.00-	10	E	400	940	162000	966	05/03/2021
					Totals for Bloomer High School	0.00							
170188	05/03/2021	Central Wisconsin Auto Parts	0	360489	AUTO SHOP SUPPLIES	21.98	10	E	400	411	136000	000	05/03/2021
					Totals for Central Wisconsin Auto Parts	21.98							
170189	05/03/2021	Charter Communications	0	0062442042721	8245 11 246 0062442: 4/27-5/26/21-RVA	44.88	99	E	600	360	295000	360	05/03/2021
					Totals for Charter Communications	44.88							
170190	05/03/2021	Ernster, Emily	0	2020/21	RVA REGIONAL EVENT COORDINATOR	1,000.00	99	E	600	310	221200	360	05/03/2021
					Totals for Ernster, Emily	1,000.00							
170191	05/03/2021	GFL Environmental	0	UD0000015400	WASTE SERVICES: APRIL	869.53	10	E	400	324	253000	000	05/03/2021
170191	05/03/2021	GFL Environmental	0	UD0000015400	WASTE SERVICES: APRIL	586.29	10	E	100	324	253000	000	05/03/2021
170191	05/03/2021	GFL Environmental	0	UD0000015400	WASTE SERVICES: APRIL	329.44	10	E	101	324	253000	000	05/03/2021
170191	05/03/2021	GFL Environmental	0	UD0000015400	WASTE SERVICES: APRIL	463.94	10	E	200	324	253000	000	05/03/2021
170191	05/03/2021	GFL Environmental	0	UD0000015400	WASTE SERVICES: APRIL	869.53-	10	E	400	324	253000	000	05/03/2021
170191	05/03/2021	GFL Environmental	0	UD0000015400	WASTE SERVICES: APRIL	586.29-	10	E	100	324	253000	000	05/03/2021

CHECK #	CHECK DATE	VENDOR	PO INVOICE #	DESCRIPTION	CHECK AMOUNT	ACCOUNT	POST DATE
			NUMBER			NUMBER	
170191	05/03/2021	GFL Environmental	0 UD0000015400	WASTE SERVICES: APRIL	329.44	10 E 101 324 253000 000	05/03/2021
170191	05/03/2021	GFL Environmental	0 UD0000015400	WASTE SERVICES: APRIL	463.94	10 E 200 324 253000 000	05/03/2021
				Totals for GFL Environmental	0.00		
170192	05/03/2021	Gnewuch, Tena	0 2020/21	RVA REGIONAL EVENT COORDINATOR	1,250.00	99 E 600 310 221200 360	05/03/2021
				Totals for Gnewuch, Tena	1,250.00		
170193	05/03/2021	Hobl, Mary	0 MEDFORD FFA	WREATHS	1,990.50	21 E 400 310 240000 444	05/03/2021
				Totals for Hobl, Mary	1,990.50		
170194	05/03/2021	Jacob, Michelle	0 2020/21	RVA REGIONAL EVENT COORDINATOR	571.43	99 E 600 310 221200 360	05/03/2021
				Totals for Jacob, Michelle	571.43		
170195	05/03/2021	Khan, Zainab	0 2020/21	RVA REGIONAL EVENT COORDINATOR	1,000.00	99 E 600 310 221200 360	05/03/2021
				Totals for Khan, Zainab	1,000.00		
170196	05/03/2021	Le Mahieu, Carrie	0 REIMBURSE	RVA POSTAGE	40.94	99 E 600 353 221200 360	05/03/2021
				Totals for Le Mahieu, Carrie	40.94		
170197	05/03/2021	Logic of English	6002000249 INW1145	Professional Development	198.00	99 E 600 310 221200 360	05/03/2021
				Totals for Logic of English	198.00		
170198	05/03/2021	MacDonald, Pamela	0 2020/21	RVA REGIONAL EVENT COORDINATOR	1,000.00	99 E 600 310 221200 360	05/03/2021
170198	05/03/2021	MacDonald, Pamela	0 4/29	SHOWSTOPPERS THEATER PROGRAM	2,500.00	99 E 600 310 221200 360	05/03/2021
				Totals for MacDonald, Pamela	3,500.00		
170199	05/03/2021	Mader, Judy	0 4/19-30/21	HOLY ROSARY TITLE I HOURS (16.0)	1,200.00	10 E 510 370 431000 141	05/03/2021
170199	05/03/2021	Mader, Judy	0 4/19-30/21	IMMANUEL LUTHERAN HOURS (4.0)	300.00	10 E 520 370 431000 141	05/03/2021
				Totals for Mader, Judy	1,500.00		
170200	05/03/2021	Manpower	0 35913816	FITNESS CENTER SUPERVISOR	219.75	80 E 400 310 230000 000	05/03/2021
170200	05/03/2021	Manpower	0 35913816	HIGH SCHOOL PROM CHAPERONE	73.61	10 E 400 310 161000 000	05/03/2021
170200	05/03/2021	Manpower	0 35913816	CLC STAFF	832.68	80 E 800 310 240000 740	05/03/2021
				Totals for Manpower	1,126.04		
170201	05/03/2021	McCall-Larson, Joanne	0 2020/21	RVA REGIONAL EVENT COORDINATOR	1,000.00	99 E 600 310 221200 360	05/03/2021
				Totals for McCall-Larson, Joanne	1,000.00		
170202	05/03/2021	Meissner, Dawn	0 2/24-4/19/21	RVA MILEAGE	559.65	99 E 600 342 221200 360	05/03/2021
170202	05/03/2021	Meissner, Dawn	0 3/7-8 & 4/18/21	RVA MEAL REIMBURSEMENT	58.56	99 E 600 342 221200 360	05/03/2021
				Totals for Meissner, Dawn	618.21		
170203	05/03/2021	Moldenhauer, Tracie	0 2020/21	RVA REGIONAL EVENT COORDINATOR	2,000.00	99 E 600 310 221200 360	05/03/2021
				Totals for Moldenhauer, Tracie	2,000.00		
170204	05/03/2021	Nikolaus, Charlone	0 2020/21	RVA REGIONAL EVENT COORDINATOR	2,000.00	99 E 600 310 221200 360	05/03/2021
				Totals for Nikolaus, Charlone	2,000.00		
170205	05/03/2021	Osthoff, Sara	0 2020/21	RVA REGIONAL EVENT COORDINATOR	1,000.00	99 E 600 310 221200 360	05/03/2021
				Totals for Osthoff, Sara	1,000.00		
170206	05/03/2021	Prodzinski, Kelli	0 2020/21	RVA REGIONAL EVENT COORDINATOR	1,000.00	99 E 600 310 221200 360	05/03/2021
				Totals for Prodzinski, Kelli	1,000.00		
170207	05/03/2021	Rhineland High School	0 5/10/21	JV GOLF INVENTIONAL ENTRY FEE	125.00	10 E 400 940 162000 969	05/03/2021

CHECK #	CHECK DATE	VENDOR	PO INVOICE #		DESCRIPTION	CHECK AMOUNT	ACCOUNT				POST DATE		
			NUMBER	NUMBER			NUMBER	NUMBER	NUMBER	NUMBER			
170207	05/03/2021	Rhineland High School	0	5/10/21	GOLF INVITATIONAL ENTRY FEE	125.00	10	E	400	940	162000	969	05/03/2021
170207	05/03/2021	Rhineland High School	0	5/13/21	TRACK ENTRY FEE	62.50	10	E	400	940	162000	967	05/03/2021
170207	05/03/2021	Rhineland High School	0	5/13/21	TRACK ENTRY FEE	62.50	10	E	400	940	162000	966	05/03/2021
					Totals for Rhineland High School	375.00							
170208	05/03/2021	Scholastic Book Fairs	0	W5083311BF	FAIR ID: 5083311	85.33	21	E	101	411	240000	110	05/03/2021
					Totals for Scholastic Book Fairs	85.33							
170209	05/03/2021	Smith, JoDee	0	REIMBURSE	LOST LIBRARY BOOK	15.96	21	E	100	411	240000	040	05/03/2021
					Totals for Smith, JoDee	15.96							
170210	05/03/2021	The Sports Page	0	PARTY	DRAMA CLUB	118.32	21	E	400	411	120000	605	05/03/2021
					Totals for The Sports Page	118.32							
170211	05/03/2021	Sun Printing	6002000034	119420	Open PO	48.00	99	E	600	310	221200	360	05/03/2021
170211	05/03/2021	Sun Printing	6002000034	119420	Open PO	862.00	99	E	600	411	221200	360	05/03/2021
170211	05/03/2021	Sun Printing	6002000034	119624	Open PO	373.31	99	E	600	411	221200	360	05/03/2021
					Totals for Sun Printing	1,283.31							
170212	05/03/2021	Thompson, Mandy	0	2020/21	RVA REGIONAL EVENT COORDINATOR	1,000.00	99	E	600	310	221200	360	05/03/2021
					Totals for Thompson, Mandy	1,000.00							
170213	05/03/2021	Wolf, Nicole	0	4/21-23/21	RVA MILEAGE/MEALS	202.47	99	E	600	342	221200	360	05/03/2021
					Totals for Wolf, Nicole	202.47							
170214	05/03/2021	GFL Environmental	0	UD0000015400	WASTE SERVICES: APRIL	792.53	10	E	400	324	253000	000	05/03/2021
170214	05/03/2021	GFL Environmental	0	UD0000015400	WASTE SERVICES: APRIL	586.29	10	E	100	324	253000	000	05/03/2021
170214	05/03/2021	GFL Environmental	0	UD0000015400	WASTE SERVICES: APRIL	329.44	10	E	101	324	253000	000	05/03/2021
170214	05/03/2021	GFL Environmental	0	UD0000015400	WASTE SERVICES: APRIL	463.94	10	E	200	324	253000	000	05/03/2021
					Totals for GFL Environmental	2,172.20							
170215	05/04/2021	Fisher, Tammy	0	5/5/21	MASH BAND CLINIC	200.00	21	E	400	310	240000	484	05/04/2021
					Totals for Fisher, Tammy	200.00							
170216	05/06/2021	Brooks, D Tran	0	5/6/21	JV BB VS RHINELANDER	50.00	10	E	400	310	162000	963	05/06/2021
					Totals for Brooks, D Tran	50.00							
170217	05/06/2021	City Of Medford	0	6/1/21-7/31/23	WELL PERMIT	25.00	10	E	400	940	254200	000	05/06/2021
					Totals for City Of Medford	25.00							
170218	05/06/2021	Forest Springs	0	101	HAIRYANDCOMPANY-SCHOOL ASSEMBLY DAYS	800.00	27	E	800	943	152000	347	05/06/2021
					Totals for Forest Springs	800.00							
170219	05/06/2021	Krause, Douglas	0	5/6/21	BB VS RHINELANDER	90.00	10	E	400	310	162000	963	05/06/2021
					Totals for Krause, Douglas	90.00							
170220	05/06/2021	Loertscher, Brady	0	5/6/21	JV BB VS RHINELANDER	50.00	10	E	400	310	162000	963	05/06/2021
					Totals for Loertscher, Brady	50.00							
170221	05/06/2021	Matsche, Randy	0	5/6/21	GIRLS SOCCER VS ASHLAND	90.00	10	E	400	310	162000	965	05/06/2021
					Totals for Matsche, Randy	90.00							
170222	05/06/2021	Northcentral Technical College	0	RC1-00035487-2-	CENGAGE/HS DUAL CREDIT CENGAGE	575.00	10	E	400	389	122000	000	05/06/2021

CHECK #	CHECK DATE	VENDOR	PO INVOICE #	DESCRIPTION	CHECK AMOUNT	ACCOUNT	POST DATE
			NUMBER			NUMBER	
				SINGLE CONTENT ACCESS MASH ENGLISH			
				Totals for Northcentral Technical Colleg	575.00		
170223	05/06/2021	Sally E Shaywitz MD&Bennett A	0 3/26/21	R.E.A.D. Initiative - speaking fee	1,500.00	10 E 800 310 223900 000	05/06/2021
170223	05/06/2021	Sally E Shaywitz MD&Bennett A	0 3/26/21	R.E.A.D. Initiative - speaking fee	1,500.00	10 E 800 310 221300 297	05/06/2021
				Totals for Sally E Shaywitz MD&Bennett A	3,000.00		
170224	05/06/2021	Scholastic Book Fairs	0 39068	MAES FAIR ID: 5080988	298.71	21 E 100 411 240000 085	05/06/2021
				Totals for Scholastic Book Fairs	298.71		
170225	05/06/2021	Stroik, Jason	0 5/6/21	GIRLS SOCCER VS ASHLAND	90.00	10 E 400 310 162000 965	05/06/2021
				Totals for Stroik, Jason	90.00		
170226	05/06/2021	Wendolek, Joe	0 5/6/21	GIRLS SOCCER VS ASHLAND	120.00	10 E 400 310 162000 965	05/06/2021
				Totals for Wendolek, Joe	120.00		
170227	05/06/2021	Wenzel, Leon	0 5/6/21	G8 SB SCRIMMAGE	50.00	80 E 200 310 393000 964	05/06/2021
170227	05/06/2021	Wenzel, Leon	0 5/6/21	G8 SB SCRIMMAGE	50.00	80 E 200 310 393000 964	05/06/2021
				Totals for Wenzel, Leon	0.00		
170228	05/06/2021	Wolfe, Jason	0 5/6/21	BB VS RHINELANDER	120.00	10 E 400 310 162000 963	05/06/2021
				Totals for Wolfe, Jason	120.00		
170229	05/06/2021	Alexander, Cade	0 5/8/21	JV BB VS LAKELAND-DH	100.00	10 E 400 310 162000 963	05/06/2021
				Totals for Alexander, Cade	100.00		
170230	05/06/2021	Hohl, Rich	0 5/8/21	BB VS LAKELAND-DH	180.00	10 E 400 310 162000 963	05/06/2021
				Totals for Hohl, Rich	180.00		
170231	05/06/2021	Krueger, James	0 5/8/21	BB VS LAKELAND-DH	180.00	10 E 400 310 162000 963	05/06/2021
				Totals for Krueger, James	180.00		
170232	05/06/2021	Loertscher, Brady	0 5/8/21	JV BB VS LAKELAND-DH	100.00	10 E 400 310 162000 963	05/06/2021
				Totals for Loertscher, Brady	100.00		
170233	05/10/2021	Davies, Austin	0 5/10/21	JV SB VS DC EVEREST	100.00	10 E 400 310 162000 964	05/10/2021
				Totals for Davies, Austin	100.00		
170234	05/10/2021	Homeyer, Steven	0 5/10/21	V GIRLS SOCCER VS AMHERST	90.00	10 E 400 310 162000 965	05/10/2021
170234	05/10/2021	Homeyer, Steven	0 5/10/21	JV GIRLS SOCCER VS CHIPPEWA FALLS	50.00	10 E 400 310 162000 965	05/10/2021
				Totals for Homeyer, Steven	140.00		
170235	05/10/2021	Krause, Douglas	0 5/10/21	V GIRLS SOCCER VS AMHERST	90.00	10 E 400 310 162000 965	05/10/2021
				Totals for Krause, Douglas	90.00		
170236	05/10/2021	Poetzl, Andrew	0 5/10/21	JV GIRLS SOCCER VS CHIPPEWA FALLS	50.00	10 E 400 310 162000 965	05/10/2021
				Totals for Poetzl, Andrew	50.00		
170237	05/10/2021	Vaughter, Jeffrey	0 5/10/21	GIRLS SOCCER VS AMHERST	120.00	10 E 400 310 162000 965	05/10/2021
				Totals for Vaughter, Jeffrey	120.00		
170238	05/10/2021	Wenzel, Leon	0 5/10/21	JV SB VS DC EVEREST	100.00	10 E 400 310 162000 964	05/10/2021
				Totals for Wenzel, Leon	100.00		
170239	05/10/2021	American Red Cross	0 22343028	10 ADULT & PEDIATRIC 1ST AID/CPR/AED-BL	50.00	80 E 800 940 240000 000	05/10/2021

CHECK #	CHECK DATE	VENDOR	PO INVOICE #	DESCRIPTION	CHECK AMOUNT	ACCOUNT				POST DATE
						NUMBER	NUMBER	NUMBER	NUMBER	
				Totals for American Red Cross	50.00					
170240	05/10/2021	Equal Right Division	0 APRIL	WORK PERMITS	60.00	21	E	400	310 240000 497	05/10/2021
				Totals for Equal Right Division	60.00					
170241	05/10/2021	Herrada-Moreno, Perla	0 ART CLUB	BEST SHOW BY AN ART CLUB MEMBER	50.00	21	E	400	411 120000 603	05/10/2021
				Totals for Herrada-Moreno, Perla	50.00					
170242	05/10/2021	Higgins, Karli	0 ART CLUB	BEST OF SHOW	50.00	21	E	400	411 120000 603	05/10/2021
				Totals for Higgins, Karli	50.00					
170243	05/10/2021	Indianhead Community Action	0 FOOD PANTRY	DONATION	1,000.00	21	E	400	411 120000 603	05/10/2021
				Totals for Indianhead Community Action	1,000.00					
170244	05/10/2021	Key Benefit Concepts, LLC	0 2261579	POST EMPLOYMENT-STANDARD OPEB & SUPPLEMENTAL PENSION VALUATION	7,150.00	10	E	800	310 231000 000	05/10/2021
				Totals for Key Benefit Concepts, LLC	7,150.00					
170245	05/10/2021	Kwik Trip	0 00239281	FUEL	47.40	27	E	800	348 256250 341	05/10/2021
				Totals for Kwik Trip	47.40					
170246	05/10/2021	Lakeland Union High School	0 5/8/21	GIRLS SOCCER ENTRY FEE	150.00	10	E	400	940 162000 965	05/10/2021
				Totals for Lakeland Union High School	150.00					
170247	05/10/2021	Manpower	0 35932382	FITNESS CTR SUPERVISOR	241.73	80	E	400	310 230000 000	05/10/2021
170247	05/10/2021	Manpower	0 35932382	CLC STAFF	911.82	80	E	800	310 240000 740	05/10/2021
170247	05/10/2021	Manpower	0 35932382	TRACK WORKERS	150.75	10	E	400	310 162000 967	05/10/2021
170247	05/10/2021	Manpower	0 35932382	TRACK WORKERS	150.75	10	E	400	310 162000 966	05/10/2021
				Totals for Manpower	1,455.05					
170248	05/10/2021	Marathon Co Treasurer	0 I0030394	ACCT #101-12087217 - SPRING 2021 ELECTION REFERENDA-\$75 / TOWN OF BERN-\$100.55	100.55	10	E	800	411 231000 000	05/10/2021
				Totals for Marathon Co Treasurer	100.55					
170249	05/10/2021	Medford Motors Inc	0 80537	2018 EXPLORER-PROGRAMMED KEY	250.00	99	E	600	324 253000 360	05/10/2021
170249	05/10/2021	Medford Motors Inc	0 81015	2018 EXPLORER-OIL CHANGE/DETAIL	207.45	99	E	600	324 253000 360	05/10/2021
				Totals for Medford Motors Inc	457.45					
170250	05/10/2021	Mejia, Michelle	0 4/21-5/5/21	ELL TUTOR	1,430.00	10	E	800	310 171000 000	05/10/2021
				Totals for Mejia, Michelle	1,430.00					
170251	05/10/2021	Menard's	0 21352	MASH: LAWN SWEEPER/CUSTODIAL SUPPLIES	31.90	10	E	400	411 253000 000	05/10/2021
170251	05/10/2021	Menard's	0 21352	MASH: LAWN SWEEPER/CUSTODIAL SUPPLIES	249.99	10	E	400	440 253000 000	05/10/2021
				Totals for Menard's	281.89					
170252	05/10/2021	Mid-Wisconsin Beverage Inc	0 2761924	MASH	185.96	21	E	400	411 120000 610	05/10/2021
				Totals for Mid-Wisconsin Beverage Inc	185.96					
170253	05/10/2021	Porten, Lisa	0 2020/21	MUSICAL	2,273.00	10	E	400	310 122600 000	05/10/2021
				Totals for Porten, Lisa	2,273.00					

CHECK #	CHECK DATE	VENDOR	PO INVOICE #	DESCRIPTION	CHECK AMOUNT	ACCOUNT	POST DATE
			NUMBER			NUMBER	
170254	05/10/2021	Quad/Graphics, Inc.	0 4354357	FREIGHT	300.24	99 E 600 353 221200 360	05/10/2021
170254	05/10/2021	Quad/Graphics, Inc.	0 4372635	FREIGHT CREDIT	215.24-	99 E 600 353 221200 360	05/10/2021
				Totals for Quad/Graphics, Inc.	85.00		
170255	05/10/2021	Rhineland School District	0 4/27/21	JV SB FEES	345.00	10 E 400 940 162000 964	05/10/2021
				Totals for Rhineland School District	345.00		
170256	05/10/2021	RMM Solutions	0 110978	MAY	349.00	10 E 800 360 295000 000	05/10/2021
				Totals for RMM Solutions	349.00		
170257	05/10/2021	Scott, Jady	0 ART CLUB	BEST SENIOR SHOW	50.00	21 E 400 411 120000 603	05/10/2021
				Totals for Scott, Jady	50.00		
170258	05/10/2021	Spencer School District	0 5/6/21	TRACK ENTRY FEE	62.50	10 E 400 940 162000 967	05/10/2021
170258	05/10/2021	Spencer School District	0 5/6/21	TRACK ENTRY FEE	62.50	10 E 400 940 162000 966	05/10/2021
				Totals for Spencer School District	125.00		
170259	05/10/2021	The Sports Page	0 5/1	DRAMA CLUB PARTY	115.88	10 E 400 411 122600 000	05/10/2021
				Totals for The Sports Page	115.88		
170260	05/10/2021	Stanley-Boyd School District	0 5/15/21	GOLF ENTRY FEE	150.00	10 E 400 940 162000 969	05/10/2021
				Totals for Stanley-Boyd School District	150.00		
170261	05/10/2021	Taylor Electric Cooperative	0 75601	SCHOOL FOREST: APRIL	52.30	10 E 800 336 253000 000	05/10/2021
				Totals for Taylor Electric Cooperative	52.30		
170262	05/10/2021	Unemployment Insurance	0 000010779428	4/1-30/21	2,950.63	10 E 800 730 270000 000	05/10/2021
				Totals for Unemployment Insurance	2,950.63		
170263	05/10/2021	Verizon Wireless	0 9878534509	582944984-00001: 4/27-5/26/21	882.11	10 E 800 355 260000 000	05/10/2021
170263	05/10/2021	Verizon Wireless	0 9878534509	582944984-00001: 4/27-5/26/21	224.73	99 E 600 355 221200 360	05/10/2021
				Totals for Verizon Wireless	1,106.84		
170264	05/10/2021	Wausau West High School	0 5/14/21	TRACK ENTRY FEE	100.00	10 E 400 940 162000 967	05/10/2021
170264	05/10/2021	Wausau West High School	0 5/14/21	TRACK ENTRY FEE	100.00	10 E 400 940 162000 966	05/10/2021
				Totals for Wausau West High School	200.00		
170265	05/10/2021	WFCA	0 6/3/21-3/30/22	MEMBERSHIPS: TED WILSON/GREG KLAPATAUSKAS/ ROSS HACKBARTH/KYLE RANUM/ALARIC HULS/SAM SAWDEY	330.00	10 E 400 940 162000 950	05/10/2021
				Totals for WFCA	330.00		
170266	05/10/2021	Wisconsin Lift Truck	4012000030 222075749	Repair Baker Forklift-SHORT PAY ON INVOICE	557.48	10 E 400 324 254900 000	05/10/2021
				Totals for Wisconsin Lift Truck	557.48		
170267	05/10/2021	Xcel Energy	0 52-6418442-5	SES ELECTRICITY: 3/29-4/27/21	1,557.23	10 E 800 336 253000 000	05/10/2021
				Totals for Xcel Energy	1,557.23		
170268	05/11/2021	Aanonsen, Don	0 5/11/21	SB VS RHINELANDER	80.00	10 E 400 310 162000 964	05/11/2021
				Totals for Aanonsen, Don	80.00		
170269	05/11/2021	Alexander, Cade	0 5/11/21	JV BB VS TOMAHAWK	50.00	10 E 400 310 162000 963	05/11/2021
				Totals for Alexander, Cade	50.00		

CHECK #	CHECK DATE	VENDOR	PO INVOICE #	DESCRIPTION	CHECK AMOUNT	ACCOUNT	POST DATE
			NUMBER			NUMBER	
170270	05/11/2021	Davies, Austin	0 5/11/21	JV SB VS CHIPPEWA FALLS	50.00	10 E 400 310 162000 964	05/11/2021
				Totals for Davies, Austin	50.00		
170271	05/11/2021	Drewek, David	0 5/11/21	BB VS TOMAHAWK	90.00	10 E 400 310 162000 963	05/11/2021
				Totals for Drewek, David	90.00		
170272	05/11/2021	Kaminski, Jerome	0 5/11/21	BB VS TOMAHAWK	120.00	10 E 400 310 162000 963	05/11/2021
				Totals for Kaminski, Jerome	120.00		
170273	05/11/2021	Loertscher, Brady	0 5/11/21	JV BB VS TOMAHAWK	50.00	10 E 400 310 162000 963	05/11/2021
				Totals for Loertscher, Brady	50.00		
170274	05/11/2021	Smith, Glenda	0 5/11/21	SB VS RHINELANDER	110.00	10 E 400 310 162000 964	05/11/2021
				Totals for Smith, Glenda	110.00		
170275	05/11/2021	Wenzel, Leon	0 5/11/21	JV SB VS CHIPPEWA FALLS	50.00	10 E 400 310 162000 964	05/11/2021
				Totals for Wenzel, Leon	50.00		
170276	05/12/2021	Krug's Bus Service Inc	0 4-8-21 to 5-4-2	PUPIL TRANSPORTATION	258.46	10 E 200 341 256770 000	05/12/2021
170276	05/12/2021	Krug's Bus Service Inc	0 4-8-21 to 5-4-2	PUPIL TRANSPORTATION	48.19	10 E 400 341 256770 000	05/12/2021
170276	05/12/2021	Krug's Bus Service Inc	0 4-8-21 to 5-4-2	PUPIL TRANSPORTATION	370.00	10 E 800 310 260000 000	05/12/2021
170276	05/12/2021	Krug's Bus Service Inc	0 4-8-21 to 5-4-2	PUPIL TRANSPORTATION	98,744.84	10 E 800 341 256710 000	05/12/2021
170276	05/12/2021	Krug's Bus Service Inc	0 4-8-21 to 5-4-2	PUPIL TRANSPORTATION	849.81	10 E 800 341 256720 000	05/12/2021
170276	05/12/2021	Krug's Bus Service Inc	0 4-8-21 to 5-4-2	PUPIL TRANSPORTATION	3,545.05	10 E 400 341 256742 963	05/12/2021
170276	05/12/2021	Krug's Bus Service Inc	0 4-8-21 to 5-4-2	PUPIL TRANSPORTATION	1,873.95	10 E 400 341 256742 964	05/12/2021
170276	05/12/2021	Krug's Bus Service Inc	0 4-8-21 to 5-4-2	PUPIL TRANSPORTATION	583.90	10 E 400 341 256742 965	05/12/2021
170276	05/12/2021	Krug's Bus Service Inc	0 4-8-21 to 5-4-2	PUPIL TRANSPORTATION	20.60	10 E 400 341 256742 969	05/12/2021
170276	05/12/2021	Krug's Bus Service Inc	0 4-8-21 to 5-4-2	PUPIL TRANSPORTATION	1,310.57	27 E 800 348 256250 011	05/12/2021
170276	05/12/2021	Krug's Bus Service Inc	0 4-8-21 to 5-4-2	PUPIL TRANSPORTATION	293.01	80 E 200 341 256790 964	05/12/2021
170276	05/12/2021	Krug's Bus Service Inc	0 4-8-21 to 5-4-2	PUPIL TRANSPORTATION	267.28	80 E 200 341 256790 966	05/12/2021
170276	05/12/2021	Krug's Bus Service Inc	0 4-8-21 to 5-4-2	PUPIL TRANSPORTATION	267.29	80 E 200 341 256790 967	05/12/2021
				Totals for Krug's Bus Service Inc	108,432.95		
170277	05/12/2021	Black River Golf Course	0 4/23	GOLF ENTRY FEE - FOR MOSINEE	125.00	10 R 800 279 500000 000	05/12/2021
				Totals for Black River Golf Course	125.00		
170278	05/12/2021	Central Wisconsin Publications	0 1905	SES NEWSPAPER SUBSCRIPTION	45.00	10 E 101 433 222200 031	05/12/2021
170278	05/12/2021	Central Wisconsin Publications	0 2376	MASH #1 NEWSPAPER SUBSCRIPTION	45.00	10 E 400 433 222200 031	05/12/2021
170278	05/12/2021	Central Wisconsin Publications	0 2493	MASH #2 NEWSPAPER SUBSCRIPTION	45.00	10 E 400 433 222200 031	05/12/2021
				Totals for Central Wisconsin Publication	135.00		
170279	05/12/2021	City Of Medford	0 6/22	SHELTER - SPECIAL EDUCATION FAMILY FUN DAY	50.00	27 E 800 328 255400 341	05/12/2021
170279	05/12/2021	City Of Medford	0 8/16	SHELTER - SPECIAL EDUCATION WELCOME BACK PICNIC	50.00	27 E 800 328 255400 341	05/12/2021
				Totals for City Of Medford	100.00		
170280	05/12/2021	Danee's Ice Cream Wagon	0 5/3	RURAL VIRTUAL ACADEMY - ICE CREAM	332.00	99 E 600 411 110000 360	05/12/2021
				Totals for Danee's Ice Cream Wagon	332.00		

CHECK #	CHECK DATE	VENDOR	PO INVOICE #	DESCRIPTION	CHECK AMOUNT	ACCOUNT	POST DATE
			NUMBER			NUMBER	
170281	05/12/2021	In Stitches & Ink LLC	0 21703	MASH SHIRTS	718.20	21 E 400 420 120000 610	05/12/2021
170281	05/12/2021	In Stitches & Ink LLC	0 21704	MASH SHIRTS	38.60	21 E 400 420 120000 610	05/12/2021
				Totals for In Stitches & Ink LLC	756.80		
170282	05/12/2021	Lehrke, Eric	0 5/13/21	G6/7/8 TRACK VS JAMES WILLIAMS MIDDLE SCHOOL	65.00	80 E 200 310 393000 966	05/12/2021
170282	05/12/2021	Lehrke, Eric	0 5/13/21	G6/7/8 TRACK VS JAMES WILLIAMS MIDDLE SCHOOL	65.00	80 E 200 310 393000 967	05/12/2021
				Totals for Lehrke, Eric	130.00		
170283	05/12/2021	Lingen, Kerry	0 REFUND	AP TEST-CONNER LINGEN	51.00	10 E 800 411 221200 000	05/12/2021
				Totals for Lingen, Kerry	51.00		
170284	05/12/2021	Loertscher, Brady	0 5/13/21	JV2 BB VS WISC RAPIDS	50.00	10 E 400 310 162000 963	05/12/2021
				Totals for Loertscher, Brady	50.00		
170285	05/12/2021	Meyer, Sherry	0 REFUND	AP TEST-KATE MEYER	51.00	10 E 800 411 221200 000	05/12/2021
				Totals for Meyer, Sherry	51.00		
170286	05/12/2021	Miller, Daniel	0 REFUND	AP TEST-ABE MILLER	51.00	10 E 800 411 221200 000	05/12/2021
				Totals for Miller, Daniel	51.00		
170287	05/12/2021	Perlman, Teresa	0 REFUND	AP EXAM-MICHAEL ERRTHUM	51.00	10 E 800 411 221200 000	05/12/2021
				Totals for Perlman, Teresa	51.00		
170288	05/12/2021	Retterath, Stacy	0 REFUND	AP TEST-NATHAN RETTERATH	51.00	10 E 800 411 221200 000	05/12/2021
				Totals for Retterath, Stacy	51.00		
170289	05/12/2021	Waldhart, Jenel	0 REFUND	AP TEST-CARTER WALDHART	51.00	10 E 800 411 221200 000	05/12/2021
				Totals for Waldhart, Jenel	51.00		
170290	05/12/2021	Wenzel, Leon	0 5/13/21	JV2 BB VS WISCONSIN RAPIDS	50.00	10 E 400 310 162000 963	05/12/2021
				Totals for Wenzel, Leon	50.00		
170291	05/12/2021	Wenzel, Leon	0 5/13/21	G8 SB SCRIMMAGE	50.00	80 E 200 310 393000 964	05/12/2021
				Totals for Wenzel, Leon	50.00		
170292	05/12/2021	Whispering Pines Golf Course	0 5/15/21	GOLF ENTRY FEE	125.00	10 E 400 940 162000 969	05/12/2021
				Totals for Whispering Pines Golf Course	125.00		
170293	05/13/2021	Petty Cash	0 START UP CASH	MAMS TRACK MEET	300.00	21 E 400 411 120000 620	05/13/2021
				Totals for Petty Cash	300.00		
170294	05/13/2021	Medford Area Public School Dis	0 5/14/2021	PAYRO 5/14/2021 PAYROLL	551,363.41	10 A 000 000 711100 000	05/13/2021
				Totals for Medford Area Public School Di	551,363.41		
170295	05/14/2021	WI SCTF	0 5/14/2021	Payro WI SCTF - T LYBERT 5032775 - \$211.00; B WERT 6063683 - \$73.00; J CLIVER 778717 - \$200.00	484.00	10 L 000 000 811680 000	05/14/2021
				Totals for WI SCTF	484.00		
170296	05/14/2021	Alexander, Kurt	0 4/27/21	BB VS NORTHLAND PINES-TABLE WORKER	30.00	10 E 400 310 162000 951	05/14/2021
170296	05/14/2021	Alexander, Kurt	0 5/11/21	BB VS TOMAHAWK-TABLE WORKER	30.00	10 E 400 310 162000 951	05/14/2021
170296	05/14/2021	Alexander, Kurt	0 5/6/21	BB VS RHINELANDER-TABLE WORKER	30.00	10 E 400 310 162000 951	05/14/2021

CHECK #	CHECK DATE	VENDOR	PO INVOICE #	DESCRIPTION	CHECK AMOUNT	ACCOUNT	POST DATE
			NUMBER			NUMBER	
170296	05/14/2021	Alexander, Kurt	0 5/8/21	BB VS LAKELAND (DH) - TABLE WORKER	30.00	10 E 400 310 162000 951	05/14/2021
				Totals for Alexander, Kurt	120.00		
170297	05/14/2021	Apfelbeck, Angela	0 4/30/21	TRACK INVITE-TABLE WORKER	27.50	10 E 400 310 162000 967	05/14/2021
170297	05/14/2021	Apfelbeck, Angela	0 4/30/21	TRACK INVITE-TABLE WORKER	27.50	10 E 400 310 162000 966	05/14/2021
				Totals for Apfelbeck, Angela	55.00		
170298	05/14/2021	Apfelbeck, Avery	0 4/29/21	TRACK INVITE-TABLE WORKER	27.50	10 E 400 310 162000 967	05/14/2021
170298	05/14/2021	Apfelbeck, Avery	0 4/29/21	TRACK INVITE-TABLE WORKER	27.50	10 E 400 310 162000 966	05/14/2021
				Totals for Apfelbeck, Avery	55.00		
170299	05/14/2021	Ball, Morgan	0 4/29/21	TRACK INVITE-TABLE WORKER	13.00	10 E 400 310 162000 967	05/14/2021
170299	05/14/2021	Ball, Morgan	0 4/29/21	TRACK INVITE-TABLE WORKER	13.00	10 E 400 310 162000 966	05/14/2021
				Totals for Ball, Morgan	26.00		
170300	05/14/2021	Berger, Nicolas	0 5/10/21	TRACK INVITE-TABLE WORKER	19.50	10 E 400 310 162000 967	05/14/2021
170300	05/14/2021	Berger, Nicolas	0 5/10/21	TRACK INVITE-TABLE WORKER	19.50	10 E 400 310 162000 966	05/14/2021
				Totals for Berger, Nicolas	39.00		
170301	05/14/2021	Christensen, Alleah	0 4/29/21	TRACK INVITE-TABLE WORKER	11.00	10 E 400 310 162000 967	05/14/2021
170301	05/14/2021	Christensen, Alleah	0 4/29/21	TRACK INVITE-TABLE WORKER	11.00	10 E 400 310 162000 966	05/14/2021
				Totals for Christensen, Alleah	22.00		
170302	05/14/2021	Clausnitzer, Dawn	0 5/10/21	JV SB VS DC EVEREST-TABLE WORKER	25.00	10 E 400 310 162000 964	05/14/2021
170302	05/14/2021	Clausnitzer, Dawn	0 5/11/21	SB VS RHINELANDER-TABLE WORKER	30.00	10 E 400 310 162000 964	05/14/2021
				Totals for Clausnitzer, Dawn	55.00		
170303	05/14/2021	Clausnitzer, John	0 5/10/21	JV SB VS RHINELANDER-TABLE WORKER	25.00	10 E 400 310 162000 964	05/14/2021
170303	05/14/2021	Clausnitzer, John	0 5/11/21	SB VS RHINELANDER-TABLE WORKER	30.00	10 E 400 310 162000 964	05/14/2021
				Totals for Clausnitzer, John	55.00		
170304	05/14/2021	Klingbeil, Marsha	0 5/8/21	TRACK INVITE	26.00	10 E 400 310 162000 967	05/14/2021
170304	05/14/2021	Klingbeil, Marsha	0 5/8/21	TRACK INVITE	26.00	10 E 400 310 162000 966	05/14/2021
				Totals for Klingbeil, Marsha	52.00		
170305	05/14/2021	Klingbeil, Thomas	0 5/7/21	TRACK INVITE-TABLE WORKER	26.00	10 E 400 310 162000 967	05/14/2021
170305	05/14/2021	Klingbeil, Thomas	0 5/7/21	TRACK INVITE-TABLE WORKER	26.00	10 E 400 310 162000 966	05/14/2021
				Totals for Klingbeil, Thomas	52.00		
170306	05/14/2021	Kohl, Joshua	0 5/10/21	JV GIRLS SOCCER VS CHIPPEWA	25.00	10 E 400 310 162000 965	05/14/2021
				FALLS-TABLE WORKER			
170306	05/14/2021	Kohl, Joshua	0 5/10/21	GIRLS SOCCER VS AMHERST-ANNOUNCER	30.00	10 E 400 310 162000 965	05/14/2021
170306	05/14/2021	Kohl, Joshua	0 5/6/21	GIRLS SOCCER VS ASHLAND-ANNOUNCER	30.00	10 E 400 310 162000 965	05/14/2021
				Totals for Kohl, Joshua	85.00		
170307	05/14/2021	Mahner, Elijah	0 5/1/21	TRACK INVITE-TABLE WORKER	13.00	10 E 400 310 162000 967	05/14/2021
170307	05/14/2021	Mahner, Elijah	0 5/1/21	TRACK INVITE-TABLE WORKER	13.00	10 E 400 310 162000 966	05/14/2021
				Totals for Mahner, Elijah	26.00		
170308	05/14/2021	Schreiner, Kalista	0 4/29/21	TRACK INVITE-TABLE WORKER	11.00	10 E 400 310 162000 967	05/14/2021
170308	05/14/2021	Schreiner, Kalista	0 4/29/21	TRACK INVITE-TABLE WORKER	11.00	10 E 400 310 162000 966	05/14/2021

CHECK #	CHECK DATE	VENDOR	PO INVOICE #		DESCRIPTION	CHECK AMOUNT	ACCOUNT				POST DATE		
			NUMBER	NUMBER			NUMBER	NUMBER	NUMBER	NUMBER			
Totals for Schreiner, Kalista						22.00							
170309	05/14/2021	Schreffler, Zain	0	5/2/21	TRACK INVITE-TABLE WORKER	12.00	10	E	400	310	162000	967	05/14/2021
170309	05/14/2021	Schreffler, Zain	0	5/2/21	TRACK INVITE-TABLE WORKER	12.00	10	E	400	310	162000	966	05/14/2021
Totals for Schreffler, Zain						24.00							
170310	05/14/2021	Wenzel, Leon	0	4/27/21	BB VS NORTHLAND PINES-TABLE WORKER	30.00	10	E	400	310	162000	963	05/14/2021
170310	05/14/2021	Wenzel, Leon	0	5/11/21	BB VS TOMAHAWK-TABLE WORKER	30.00	10	E	400	310	162000	963	05/14/2021
170310	05/14/2021	Wenzel, Leon	0	5/6/21	BB VS RHINELANDER-TABLE WORKER	30.00	10	E	400	310	162000	963	05/14/2021
170310	05/14/2021	Wenzel, Leon	0	5/8/21	BB VS LAKELAND (DH)-TABLE WORKER	30.00	10	E	400	310	162000	963	05/14/2021
Totals for Wenzel, Leon						120.00							
170311	05/14/2021	Hoops, Mason	0	4/29/21	TRACK INVITE-TABLE WORKER	10.00	10	E	400	310	162000	967	05/14/2021
170311	05/14/2021	Hoops, Mason	0	4/29/21	TRACK INVITE-TABLE WORKER	10.00	10	E	400	310	162000	966	05/14/2021
Totals for Hoops, Mason						20.00							
170312	05/24/2021	Alakef Coffee Roasters	0	311694	COFFEE	93.01	21	E	400	411	240000	411	05/24/2021
Totals for Alakef Coffee Roasters						93.01							
170313	05/24/2021	All About Learning Press, Inc.	6002000255	906751	student materials	226.85	99	E	600	470	110000	360	05/24/2021
Totals for All About Learning Press, Inc						226.85							
170314	05/24/2021	American Welding & Gas	4002000069	07785226	welding supplies	125.65	10	E	400	411	136000	000	05/24/2021
170314	05/24/2021	American Welding & Gas	4002000069	07793624	welding supplies	611.73	10	E	400	411	136000	000	05/24/2021
170314	05/24/2021	American Welding & Gas	4002000069	07793647	welding supplies	113.43	10	E	400	411	136000	000	05/24/2021
Totals for American Welding & Gas						850.81							
170315	05/24/2021	Apple Support Center	8012000037	AF04392119	Art Room Computer	1,229.00	10	E	400	480	129300	000	05/24/2021
170315	05/24/2021	Apple Support Center	8012000037	AF04392120	Art Room Computer	1,229.00	10	E	400	480	129300	000	05/24/2021
170315	05/24/2021	Apple Support Center	8012000037	AF04392121	Art Room Computer	1,229.00	10	E	400	480	129300	000	05/24/2021
170315	05/24/2021	Apple Support Center	8012000037	AF04528093	Art Room Computer	3,687.00	10	E	400	480	129300	000	05/24/2021
170315	05/24/2021	Apple Support Center	8012000037	AF04688521	Art Room Computer	1,229.00	10	E	400	480	129300	000	05/24/2021
170315	05/24/2021	Apple Support Center	8012000037	AF04874735	Art Room Computer	3,687.00	10	E	400	480	129300	000	05/24/2021
170315	05/24/2021	Apple Support Center	8012000037	AF04874736	Art Room Computer	1,229.00	10	E	400	480	129300	000	05/24/2021
170315	05/24/2021	Apple Support Center	8012000037	AF049000763	Art Room Computer	7,374.00	10	E	400	480	129300	000	05/24/2021
Totals for Apple Support Center						20,893.00							
170316	05/24/2021	Ardor School Solutions	0	M0077276	BRITTNEY LEIS: OCCUPATIONAL THERAPIST-4/4-17/21	930.00	27	E	800	360	218100	341	05/24/2021
170316	05/24/2021	Ardor School Solutions	0	M0078793	BRITTNEY LEIS: OCCUPATIONAL THERAPIST-4/18-5/1/21	930.00	27	E	800	360	218100	341	05/24/2021
Totals for Ardor School Solutions						1,860.00							
170317	05/24/2021	Aspirus Medford Hospital & Cli	4002000003	VA 202	AED/Batteries/Pads	35.00	10	E	400	411	214000	000	05/24/2021
Totals for Aspirus Medford Hospital & Cl						35.00							
170318	05/24/2021	Aspirus Clinics Inc	0	91783	DOT PHYSICAL: BARB KRUG	110.25	10	E	800	310	260000	000	05/24/2021
170318	05/24/2021	Aspirus Clinics Inc	0	92170	EAS SERVICE: APRIL	755.44	10	E	800	244	259000	000	05/24/2021
170318	05/24/2021	Aspirus Clinics Inc	0	92170	EAS SERVICE: APRIL	188.86	27	E	800	244	259000	011	05/24/2021

CHECK #	CHECK DATE	VENDOR	PO INVOICE #		DESCRIPTION	CHECK AMOUNT	ACCOUNT				POST DATE		
			NUMBER	NUMBER			NUMBER	NUMBER	NUMBER	NUMBER			
					Totals for Aspirus Clinics Inc	1,054.55							
170319	05/24/2021	Attainment Company Inc	9002000169	324162A	sped science	576.45	27	E	800	470	158700	341	05/24/2021
					Totals for Attainment Company Inc	576.45							
170320	05/24/2021	Background Investigation Burea	0	MED008050121-1	PROFILES: APRIL	167.30	10	E	800	310	260000	000	05/24/2021
170320	05/24/2021	Background Investigation Burea	0	MED008050121-1	PROFILES: APRIL	130.85	99	E	600	310	221200	360	05/24/2021
					Totals for Background Investigation Bure	298.15							
170321	05/24/2021	Batteries Plus	8012000008	P39442050	Open PO	85.80	10	E	200	411	253000	000	05/24/2021
					Totals for Batteries Plus	85.80							
170322	05/24/2021	Bender Investments, Inc.	0	JUNE	RENT: MOSINEE LOCATION	3,060.00	99	E	600	328	255400	360	05/24/2021
					Totals for Bender Investments, Inc.	3,060.00							
170323	05/24/2021	Black River Industries	0	35468	CUPCAKES-MADA	14.00	99	E	405	411	129100	394	05/24/2021
170323	05/24/2021	Black River Industries	0	35517	STEVEN ADAMS TRANSPORTATION-APRIL	476.00	27	E	800	341	256750	451	05/24/2021
					Totals for Black River Industries	490.00							
170324	05/24/2021	Broadway Theatre	2002000712	4/19	g8 movie	800.00	10	E	200	411	122000	000	05/24/2021
					Totals for Broadway Theatre	800.00							
170325	05/24/2021	Cenex Fleet Fueling	0	212924CL	FUEL	112.29	10	E	800	348	253000	000	05/24/2021
170325	05/24/2021	Cenex Fleet Fueling	0	212924CL	FUEL	160.68	10	E	400	348	253000	000	05/24/2021
170325	05/24/2021	Cenex Fleet Fueling	0	212924CL	FUEL	294.54	99	E	600	348	221200	360	05/24/2021
170325	05/24/2021	Cenex Fleet Fueling	0	212924CL	FUEL	338.60	27	E	800	348	256250	341	05/24/2021
					Totals for Cenex Fleet Fueling	906.11							
170326	05/24/2021	Central Wisconsin Publications	0	167257	REFERENDUM/EMPLOY/ELECT/BOE	1,076.26	10	E	800	351	260000	000	05/24/2021
170326	05/24/2021	Central Wisconsin Publications	0	167257	RVA	77.63	99	E	600	351	221200	360	05/24/2021
170326	05/24/2021	Central Wisconsin Publications	0	167251	FROG AND TOAD	277.50	10	E	400	351	122600	000	05/24/2021
170326	05/24/2021	Central Wisconsin Publications	0	167257	CARES	406.00	10	E	800	351	221200	297	05/24/2021
170326	05/24/2021	Central Wisconsin Publications	0	167393	TCDOP	201.75	80	E	800	351	390000	901	05/24/2021
					Totals for Central Wisconsin Publication	2,039.14							
170327	05/24/2021	CESA #10	0	14037	SERVICE BILLING #4	150.00	10	E	800	386	219000	000	05/24/2021
170327	05/24/2021	CESA #10	0	14037	SERVICE BILLING #4	1,041.25	10	E	800	386	253000	000	05/24/2021
170327	05/24/2021	CESA #10	0	14037	SERVICE BILLING #4	980.00	10	E	800	386	292000	000	05/24/2021
170327	05/24/2021	CESA #10	0	14037	SERVICE BILLING #4	4,571.50	27	E	800	386	436611	019	05/24/2021
170327	05/24/2021	CESA #10	0	14037	SERVICE BILLING #4	15,208.00	27	E	800	386	436670	341	05/24/2021
170327	05/24/2021	CESA #10	0	14037	SERVICE BILLING #4	7,411.25	27	E	800	386	436611	341	05/24/2021
					Totals for CESA #10	29,362.00							
170328	05/24/2021	Commercial Recycling Corp	0	69392	APRIL	35.00	10	E	400	324	253000	000	05/24/2021
170328	05/24/2021	Commercial Recycling Corp	0	69392	APRIL	35.00	10	E	100	324	253000	000	05/24/2021
170328	05/24/2021	Commercial Recycling Corp	0	69392	APRIL	35.00	10	E	101	324	253000	000	05/24/2021
170328	05/24/2021	Commercial Recycling Corp	0	69392	APRIL	35.00	10	E	200	324	253000	000	05/24/2021
					Totals for Commercial Recycling Corp	140.00							
170329	05/24/2021	Couillard, Carol	0	1/5-5/7/21	EMPLOYEE TRAVEL	29.25	10	E	101	342	110000	000	05/24/2021

CHECK #	CHECK DATE	VENDOR	PO INVOICE #	DESCRIPTION	CHECK AMOUNT	ACCOUNT	POST DATE
			NUMBER			NUMBER	
				Totals for Couillard, Carol	29.25		
170330	05/24/2021	Czerniak, Margaret	0 REIMBURSE	CLASSROOM ALLOTMENT	57.93	10 E 101 411 110000 000	05/24/2021
				Totals for Czerniak, Margaret	57.93		
170331	05/24/2021	E-Therapy LLC	0 18647	RVA-4/1-15/21	262.50	27 E 600 360 218200 019	05/24/2021
				SPEECH-431.25/OCCUP-750/PHYSICAL-26 2.50			
170331	05/24/2021	E-Therapy LLC	0 18647	RVA-4/1-15/21	1,181.25	27 E 600 360 218100 019	05/24/2021
				SPEECH-431.25/OCCUP-750/PHYSICAL-26 2.50			
170331	05/24/2021	E-Therapy LLC	0 18926	RVA-4/16-30/21	318.75	27 E 600 360 218200 019	05/24/2021
				SPEECH-662.50/OCCUP-562.50/PHYSICAL -318.75			
170331	05/24/2021	E-Therapy LLC	0 18926	RVA-4/16-30/21	1,225.00	27 E 600 360 218100 019	05/24/2021
				SPEECH-662.50/OCCUP-562.50/PHYSICAL -318.75			
				Totals for E-Therapy LLC	2,987.50		
170332	05/24/2021	Ed Rindt's Service LLC	0 01723	SES LAWNMOWING: 4/3-5/5/21	205.00	10 E 101 324 253000 000	05/24/2021
				Totals for Ed Rindt's Service LLC	205.00		
170333	05/24/2021	Englebort, Janel	0 REIMBURSE	CLASSROOM ALLOTMENT	23.94	10 E 101 411 110000 000	05/24/2021
				Totals for Englebort, Janel	23.94		
170334	05/24/2021	Flaghouse Inc	9002000165 P087756901014	TIMER	25.87	27 E 800 411 156600 341	05/24/2021
				Totals for Flaghouse Inc	25.87		
170335	05/24/2021	Flowers by Laurie	0 059637	MASH VOCAL SPRING CONCERT	140.00	10 E 400 411 125400 000	05/24/2021
				Totals for Flowers by Laurie	140.00		
170336	05/24/2021	Follett School Solutions, Inc.	1002000047 849125F	library books	791.66	10 E 101 432 222200 031	05/24/2021
170336	05/24/2021	Follett School Solutions, Inc.	2002000607 876887F	open po	52.65	10 E 200 432 222200 031	05/24/2021
170336	05/24/2021	Follett School Solutions, Inc.	2002000607 882033F	open po	741.12	10 E 200 432 222200 031	05/24/2021
170336	05/24/2021	Follett School Solutions, Inc.	2002000607 884237	open po	1,713.75	10 E 200 432 222200 031	05/24/2021
				Totals for Follett School Solutions, Inc	3,299.18		
170337	05/24/2021	Fork Farms	4002000143 1917	Fork Farm	4,695.00	21 E 800 440 219000 173	05/24/2021
				Totals for Fork Farms	4,695.00		
170338	05/24/2021	Frese Frame Photography	0 TRACK	POSTERS	155.00	10 E 400 411 162000 966	05/24/2021
170338	05/24/2021	Frese Frame Photography	0 TRACK	POSTERS	155.00	10 E 400 411 162000 967	05/24/2021
				Totals for Frese Frame Photography	310.00		
170339	05/24/2021	Fun and Function	9002000173 506249	Hallway Stickers	589.99	10 E 800 411 221200 297	05/24/2021
				Totals for Fun and Function	589.99		
170340	05/24/2021	Game Time	2012000042 21137	expression swings-MAMS playground	9,276.50	27 E 200 521 255200 341	05/24/2021
				Totals for Game Time	9,276.50		
170341	05/24/2021	Hallman Lindsay	0 I0288138	GOAL LINE PAINT	402.15	10 E 400 411 253000 000	05/24/2021

CHECK #	CHECK DATE	VENDOR	PO INVOICE #		DESCRIPTION	CHECK AMOUNT	ACCOUNT				POST DATE		
			NUMBER	NUMBER			NUMBER	NUMBER	NUMBER	NUMBER			
Totals for Hallman Lindsay						402.15							
170342	05/24/2021	Heid Music	0	2775681	MUSIC CLIPS	1,716.00	10	E	400	411	125500	000	05/24/2021
170342	05/24/2021	Heid Music	2002000708	2782458	DIRECTOR STAND	114.99	10	E	200	440	125500	000	05/24/2021
Totals for Heid Music						1,830.99							
170343	05/24/2021	Hillyard Inc.	0	700462492	ADVENGER REPAIRS	212.50	10	E	400	324	253000	000	05/24/2021
170343	05/24/2021	Hillyard Inc.	1012000008	604307215	Custodial Supplies	4,987.90	10	E	101	411	253000	000	05/24/2021
170343	05/24/2021	Hillyard Inc.	2012000030	604311607	Open PO	420.69	10	E	200	411	253000	000	05/24/2021
170343	05/24/2021	Hillyard Inc.	2012000044	604307214	Custodial Supplies	14,984.59	10	E	200	411	253000	000	05/24/2021
170343	05/24/2021	Hillyard Inc.	3012000007	700461481	Open PO	271.89	10	E	100	411	253000	000	05/24/2021
170343	05/24/2021	Hillyard Inc.	3012000007	800522698	CREDIT	198.91-	10	E	100	411	253000	000	05/24/2021
170343	05/24/2021	Hillyard Inc.	3012000033	604310359	Custodial Supplies	6,063.16	10	E	100	411	253000	000	05/24/2021
170343	05/24/2021	Hillyard Inc.	4012000036	604307213	Custodial Supplies	17,314.12	10	E	400	411	253000	000	05/24/2021
170343	05/24/2021	Hillyard Inc.	4012000037	604307212	Gym Floor materials	3,294.76	10	E	100	411	253000	000	05/24/2021
170343	05/24/2021	Hillyard Inc.	4012000037	604307212	Gym Floor materials	3,294.76	10	E	200	411	253000	000	05/24/2021
170343	05/24/2021	Hillyard Inc.	4012000037	604307212	Gym Floor materials	3,394.60	10	E	400	411	253000	000	05/24/2021
170343	05/24/2021	Hillyard Inc.	4012000038	604307211	Custodial Paper Products	9,802.24	10	E	100	411	253000	000	05/24/2021
170343	05/24/2021	Hillyard Inc.	4012000038	604307211	Custodial Paper Products	4,901.12	10	E	101	411	253000	000	05/24/2021
170343	05/24/2021	Hillyard Inc.	4012000038	604307211	Custodial Paper Products	9,802.24	10	E	400	411	253000	000	05/24/2021
Totals for Hillyard Inc.						78,545.66							
170344	05/24/2021	Hostak, Bradley	0	4/20-21/21	RVA MILEAGE/MEALS	130.09	99	E	600	342	221200	360	05/24/2021
Totals for Hostak, Bradley						130.09							
170345	05/24/2021	Immanuel Lutheran School	0	REIMBURSE	COVID: 5 CHROMEBOOKS	1,065.00	10	E	520	482	221500	160	05/24/2021
Totals for Immanuel Lutheran School						1,065.00							
170346	05/24/2021	J H Larson Company	4012000013	S102482743.001	Open PO	175.44	10	E	200	411	253000	000	05/24/2021
Totals for J H Larson Company						175.44							
170347	05/24/2021	Jones School Supply Co, Inc	1002000050	1807922	Award Pins	29.23	10	E	101	411	110000	000	05/24/2021
Totals for Jones School Supply Co, Inc						29.23							
170348	05/24/2021	JW Pepper & Sons, Inc.	2002000650	363371387	open po	134.96	10	E	200	411	125400	000	05/24/2021
170348	05/24/2021	JW Pepper & Sons, Inc.	2002000650	363373035	open po	27.99	10	E	200	411	125400	000	05/24/2021
170348	05/24/2021	JW Pepper & Sons, Inc.	2002000650	363374281	open po	4.99	10	E	200	411	125400	000	05/24/2021
170348	05/24/2021	JW Pepper & Sons, Inc.	2002000650	363385395	open po	25.95	10	E	200	411	125400	000	05/24/2021
170348	05/24/2021	JW Pepper & Sons, Inc.	4002000011	363373394	open po	232.18	10	E	400	411	125400	000	05/24/2021
170348	05/24/2021	JW Pepper & Sons, Inc.	4002000011	363374398	open po	168.98	10	E	400	411	125400	000	05/24/2021
Totals for JW Pepper & Sons, Inc.						595.05							
170349	05/24/2021	Klein, Jessie	0	REIMBURSE	CLASSROOM ALLOTMENT-BALANCE LEFT	103.47	10	E	100	411	110000	000	05/24/2021
Totals for Klein, Jessie						103.47							
170350	05/24/2021	The Lamar Companies	0	112436495	CARES BILLBOARD	350.00	10	E	800	351	221200	297	05/24/2021
Totals for The Lamar Companies						350.00							
170351	05/24/2021	Langdon, Amanda	0	REIMBURSE	CLASSROOM ALLOTMENT	62.51	10	E	101	411	110000	000	05/24/2021

CHECK #	CHECK DATE	VENDOR	PO INVOICE #		DESCRIPTION	CHECK AMOUNT	ACCOUNT				POST DATE		
			NUMBER	NUMBER			NUMBER	NUMBER	NUMBER	NUMBER			
170351	05/24/2021	Langdon, Amanda	0	REIMBURSE2	CLASSROOM ALLOTMENT	54.47	10	E	101	411	110000	000	05/24/2021
					Totals for Langdon, Amanda	116.98							
170352	05/24/2021	Laser Art & Engraving	0	2372	LAWS OF LIFE PLAQUES	125.00	10	E	200	411	213000	000	05/24/2021
					Totals for Laser Art & Engraving	125.00							
170353	05/24/2021	Lincoln Learning Solutions	0	60008910	RVA CURRICULUM-APRIL	1,829.00	99	E	600	470	110000	360	05/24/2021
					Totals for Lincoln Learning Solutions	1,829.00							
170354	05/24/2021	McGraw-Hill School Education H	2002000710	117557466001	5 year Illustrative Math	40,658.90	10	E	200	360	124000	000	05/24/2021
170354	05/24/2021	McGraw-Hill School Education H	2002000710	117557466001	5 year Illustrative Math	10,000.00	10	E	200	483	124000	141	05/24/2021
					Totals for McGraw-Hill School Education	50,658.90							
170355	05/24/2021	Mildbrand, Rachel	0	REIMBURSE	CLASSROOM ALLOTMENT	31.33	10	E	100	411	110000	000	05/24/2021
					Totals for Mildbrand, Rachel	31.33							
170356	05/24/2021	Nasco	8002000075	64194	perkins/facs	30.60	10	E	800	411	135000	400	05/24/2021
					Totals for Nasco	30.60							
170357	05/24/2021	Nassco Inc	0	S2745405.002	Custodial Supplies	31.32	10	E	200	411	253000	000	05/24/2021
170357	05/24/2021	Nassco Inc	2012000043	S2738559.002	Custodial Supplies	48.52	10	E	200	411	253000	000	05/24/2021
170357	05/24/2021	Nassco Inc	4012000011	S2752063.001	Open PO	230.00	10	E	400	411	253000	000	05/24/2021
					Totals for Nassco Inc	309.84							
170358	05/24/2021	NCS Pearson, Inc.	9002000168	14217172	Assessment Protocols	110.00	27	E	800	411	215000	341	05/24/2021
					Totals for NCS Pearson, Inc.	110.00							
170359	05/24/2021	New Documents & Labels, Inc.	8012000033	20211208	checks	1,088.60	10	E	800	411	252000	000	05/24/2021
					Totals for New Documents & Labels, Inc.	1,088.60							
170360	05/24/2021	Northern Music Service	0	65472	MAMS BAND	122.98	21	E	200	411	240000	212	05/24/2021
					Totals for Northern Music Service	122.98							
170361	05/24/2021	Omega Laboratories Inc	0	24105 4 - 2021	EMPLOYEE TESTING	48.00	10	E	800	310	260000	000	05/24/2021
					Totals for Omega Laboratories Inc	48.00							
170362	05/24/2021	Presence Learning Inc	0	INV42706	MONTHLY PLATFORM USAGE FEE	100.00	27	E	800	362	156600	347	05/24/2021
					Totals for Presence Learning Inc	100.00							
170363	05/24/2021	Pro-Ed	9002000167	2882914	Math Materials	132.00	27	E	800	360	158700	341	05/24/2021
					Totals for Pro-Ed	132.00							
170364	05/24/2021	Rachu, Cassandra	0	REIMBURSE	KWIK TRIP	31.96	10	E	200	411	110000	000	05/24/2021
					Totals for Rachu, Cassandra	31.96							
170365	05/24/2021	S & A Trophy	0	41940	TRACK	275.75	10	E	400	411	162000	966	05/24/2021
170365	05/24/2021	S & A Trophy	0	41940	TRACK	275.75	10	E	400	411	162000	967	05/24/2021
170365	05/24/2021	S & A Trophy	0	41941	TRACK	275.75	10	E	400	411	162000	966	05/24/2021
170365	05/24/2021	S & A Trophy	0	41941	TRACK	275.75	10	E	400	411	162000	967	05/24/2021
170365	05/24/2021	S & A Trophy	0	41944	BOE	28.77	10	E	800	411	231000	000	05/24/2021
170365	05/24/2021	S & A Trophy	0	41947	GYMNASTICS	16.50	10	E	400	411	162000	962	05/24/2021
170365	05/24/2021	S & A Trophy	0	41952	MASH	16.70	10	E	400	411	240000	000	05/24/2021
170365	05/24/2021	S & A Trophy	0	41965	MASH CHOIR	264.53	10	E	400	411	125400	000	05/24/2021

CHECK #	CHECK DATE	VENDOR	PO INVOICE #		DESCRIPTION	CHECK AMOUNT	ACCOUNT				POST DATE		
			NUMBER	NUMBER			NUMBER	NUMBER	NUMBER	NUMBER			
Totals for S & A Trophy						1,429.50							
170366	05/24/2021	School Specialty, LLC	4002000132	208127362578	art supplies	8.58	10	E	400	411	121000	000	05/24/2021
Totals for School Specialty, LLC						8.58							
170367	05/24/2021	Schultz, Pamela	0	3/1-4/22/21	EMPLOYEE TRAVEL	24.69	10	E	200	342	123219	000	05/24/2021
Totals for Schultz, Pamela						24.69							
170368	05/24/2021	Smith, Alison	0	4/20-21/21	RVA MILEAGE	98.67	99	E	600	342	221200	360	05/24/2021
Totals for Smith, Alison						98.67							
170369	05/24/2021	Soundworks Systems Inc	0	112794	DRAMA-HEADSET	699.21	10	E	400	440	122600	000	05/24/2021
Totals for Soundworks Systems Inc						699.21							
170370	05/24/2021	Steiner Tractor	4002000133	P1300321	Tractor Parts	99.55	10	E	400	411	131000	000	05/24/2021
Totals for Steiner Tractor						99.55							
170371	05/24/2021	Sterling Water, Inc.	0	342X09187405	RENTAL/SUPPLIES	91.00	99	E	600	411	221200	360	05/24/2021
170371	05/24/2021	Sterling Water, Inc.	0	342X09187405	RENTAL/SUPPLIES	295.20	99	E	600	325	221200	360	05/24/2021
170371	05/24/2021	Sterling Water, Inc.	4002000002	342X09185904	Water Supplies	17.75	10	E	400	411	214000	000	05/24/2021
Totals for Sterling Water, Inc.						403.95							
170372	05/24/2021	Strang, Patteson, Renning, Lew	0	1002937	PROFESSIONAL SERVICES	2,823.00	10	E	800	310	231500	000	05/24/2021
Totals for Strang, Patteson, Renning, Le						2,823.00							
170373	05/24/2021	Sun Printing	6002000034	119839	Open PO	26.21	99	E	600	411	221200	360	05/24/2021
170373	05/24/2021	Sun Printing	6002000034	120096	Open PO	373.27	99	E	600	411	221200	360	05/24/2021
Totals for Sun Printing						399.48							
170374	05/24/2021	Taylor County Highway Dept	0	0000-10-28	SANDING/SALTING: 3/13-4/23/21	601.27	10	E	400	324	253000	000	05/24/2021
170374	05/24/2021	Taylor County Highway Dept	0	0000-10-28	SANDING/SALTING: 3/13-4/23/21	601.27	10	E	100	324	253000	000	05/24/2021
170374	05/24/2021	Taylor County Highway Dept	0	0000-10-28	SANDING/SALTING: 3/13-4/23/21	171.80	10	E	101	324	253000	000	05/24/2021
170374	05/24/2021	Taylor County Highway Dept	0	0000-10-28	SANDING/SALTING: 3/13-4/23/21	343.58	10	E	200	324	253000	000	05/24/2021
Totals for Taylor County Highway Dept						1,717.92							
170375	05/24/2021	Teacher Direct	9002000170	S0142447	Classroom supplies	200.02	27	E	800	411	158700	341	05/24/2021
170375	05/24/2021	Teacher Direct	9002000171	S0142439	classroom furniture	172.36	27	E	800	440	158700	341	05/24/2021
Totals for Teacher Direct						372.38							
170376	05/24/2021	Venzke, Catherine	0	REIMBURSE	PROM SUPPLIES-SALES TAX NOT REIMBURSED	160.64	21	E	400	411	120000	622	05/24/2021
Totals for Venzke, Catherine						160.64							
170377	05/24/2021	Wil-Kil Pest Control	0	4123688	PEST CONTROL: MAES	30.00	50	E	800	324	257000	000	05/24/2021
170377	05/24/2021	Wil-Kil Pest Control	0	4123688	PEST CONTROL: MAES	30.00	10	E	100	324	253000	000	05/24/2021
170377	05/24/2021	Wil-Kil Pest Control	0	4123774	PEST CONTROL: MAMS	27.50	50	E	800	324	257000	000	05/24/2021
170377	05/24/2021	Wil-Kil Pest Control	0	4123774	PEST CONTROL: MAMS	27.50	10	E	200	324	253000	000	05/24/2021
170377	05/24/2021	Wil-Kil Pest Control	0	4123775	PEST CONTROL: MASH	27.50	10	E	400	324	253000	000	05/24/2021
170377	05/24/2021	Wil-Kil Pest Control	0	4123775	PEST CONTROL: MASH	27.50	50	E	800	324	257000	000	05/24/2021
170377	05/24/2021	Wil-Kil Pest Control	0	4123836	PEST CONTROL: SES	30.00	50	E	800	324	257000	000	05/24/2021
170377	05/24/2021	Wil-Kil Pest Control	0	4123836	PEST CONTROL: SES	30.00	10	E	101	324	253000	000	05/24/2021

CHECK #	CHECK DATE	VENDOR	PO INVOICE #	DESCRIPTION	CHECK AMOUNT	ACCOUNT	POST DATE
			NUMBER			NUMBER	
				Totals for Wil-Kil Pest Control	230.00		
170378	05/24/2021	Wisconsin Lift Truck	0 222181917	ANNUAL INSPECTION: MAMS	128.52	10 E 200 324 254100 000	05/24/2021
170378	05/24/2021	Wisconsin Lift Truck	0 222181997	ANNUAL INSPECTION: MASH	128.52	10 E 400 324 254100 000	05/24/2021
170378	05/24/2021	Wisconsin Lift Truck	0 222181998	ANNUAL INSPECTION: MAMS	128.52	10 E 200 324 254100 000	05/24/2021
				Totals for Wisconsin Lift Truck	385.56		
170379	05/24/2021	WKEB/WIGM Radio	0 21040123	BOE	75.00	10 E 800 351 260000 000	05/24/2021
170379	05/24/2021	WKEB/WIGM Radio	0 21040124	BOE	75.00	10 E 800 351 260000 000	05/24/2021
170379	05/24/2021	WKEB/WIGM Radio	0 21040307	FROG & TOAD-MASH DRAMA	400.00	10 E 400 351 122600 000	05/24/2021
170379	05/24/2021	WKEB/WIGM Radio	0 21040390	CARES MODEL	65.60	10 E 800 351 221200 297	05/24/2021
170379	05/24/2021	WKEB/WIGM Radio	0 21040467	TAYLOR CO DOP	200.00	80 E 800 351 390000 901	05/24/2021
				Totals for WKEB/WIGM Radio	815.60		
170380	05/14/2021	Czech, Michael	0 5/15/21	SB VS LAKELEND	110.00	10 E 400 310 162000 964	05/14/2021
				Totals for Czech, Michael	110.00		
170381	05/14/2021	Davies, Austin	0 5/15/21	JV2 BB VS MOSINEE (DH)	100.00	10 E 400 310 162000 963	05/14/2021
				Totals for Davies, Austin	100.00		
170382	05/14/2021	Hartl, Ryan	0 5/14/21	SB VS WAUSAU WEST	80.00	10 E 400 310 162000 964	05/14/2021
				Totals for Hartl, Ryan	80.00		
170383	05/14/2021	Homeyer, Steven	0 5/14/21	JV GIRLS SOCCER VS NORTHLAND PINES	50.00	10 E 400 310 162000 965	05/14/2021
				Totals for Homeyer, Steven	50.00		
170384	05/14/2021	Knetter, Paul	0 5/14/21	SB VS WAUSAU WEST	80.00	10 E 400 310 162000 964	05/14/2021
				Totals for Knetter, Paul	80.00		
170385	05/14/2021	Olson, Richard JR	0 5/15/21	SB VS LAKELEND	80.00	10 E 400 310 162000 964	05/14/2021
				Totals for Olson, Richard JR	80.00		
170386	05/14/2021	Pilgrim, Ryan	0 5/14/21	JV SB VS WAUSAU WEST	50.00	10 E 400 310 162000 964	05/14/2021
				Totals for Pilgrim, Ryan	50.00		
170387	05/14/2021	Poetzl, Andrew	0 5/14/21	JV GIRLS SOCCER VS NORTHLAND PINES	50.00	10 E 400 310 162000 965	05/14/2021
				Totals for Poetzl, Andrew	50.00		
170388	05/14/2021	Wenzel, Leon	0 5/14/21	JV SB VS WAUSAU WEST	50.00	10 E 400 310 162000 964	05/14/2021
				Totals for Wenzel, Leon	50.00		
170389	05/14/2021	Wenzel, Leon	0 5/15/21	JV2 BB VS MOSINEE (DH)	100.00	10 E 400 310 162000 963	05/14/2021
				Totals for Wenzel, Leon	100.00		
170390	05/17/2021	Xcel Energy	0 XX-0013555552-X	TRANSFORMER REPLACEMENT-STETSONVILLE	8,424.62	10 E 101 563 255300 000	05/17/2021
				Totals for Xcel Energy	8,424.62		
170391	05/24/2021	Abdl-Haleem, Omar	0 MAY 2021	RVA INTERNET REIMBURSEMENT	54.50	99 E 600 358 221200 360	05/24/2021
				Totals for Abdl-Haleem, Omar	54.50		
170392	05/24/2021	Abrahamson, Ryan	0 3/10-4/9/21	RVA INTERNET REIMBURSEMENT	74.99	99 E 600 358 221200 360	05/24/2021
170392	05/24/2021	Abrahamson, Ryan	0 4/10-5/9/21	RVA INTERNET REIMBURSEMENT	74.99	99 E 600 358 221200 360	05/24/2021
				Totals for Abrahamson, Ryan	149.98		

CHECK #	CHECK DATE	VENDOR	PO INVOICE #	DESCRIPTION	CHECK AMOUNT	ACCOUNT	POST DATE
			NUMBER			NUMBER	
170393	05/24/2021	Acker, Bradley	0 3/13-4/12/21	RVA INTERNET REIMBURSEMENT	74.99	99 E 600 358 221200 360	05/24/2021
170393	05/24/2021	Acker, Bradley	0 4/13-5/12/21	RVA INTERNET REIMBURSEMENT	74.99	99 E 600 358 221200 360	05/24/2021
				Totals for Acker, Bradley	149.98		
170394	05/24/2021	Adams, Cari	0 5/2-6/1/21	RVA INTERNET REIMBURSEMENT	74.99	99 E 600 358 221200 360	05/24/2021
				Totals for Adams, Cari	74.99		
170395	05/24/2021	Aldrich, Roy	0 4/13-5/12/21	RVA INTERNET REIMBURSEMENT	75.00	99 E 600 358 221200 360	05/24/2021
				Totals for Aldrich, Roy	75.00		
170396	05/24/2021	Ambler, David	0 3/15-4/14/21	RVA INTERNET REIMBURSEMENT	75.00	99 E 600 358 221200 360	05/24/2021
170396	05/24/2021	Ambler, David	0 4/15-5/14/21	RVA INTERNET REIMBURSEMENT	75.00	99 E 600 358 221200 360	05/24/2021
				Totals for Ambler, David	150.00		
170397	05/24/2021	Anderson, Daniel	0 MAY 2021	RVA INTERNET REIMBURSEMENT	74.99	99 E 600 358 221200 360	05/24/2021
				Totals for Anderson, Daniel	74.99		
170398	05/24/2021	Anderson, Latesha	0 5/4-6/3/21	RVA INTERNET REIMBURSEMENT	55.00	99 E 600 358 221200 360	05/24/2021
				Totals for Anderson, Latesha	55.00		
170399	05/24/2021	Annexstad, Tansy	0 FEBRUARY 2021	RVA INTERNET REIMBURSEMENT	75.00	99 E 600 358 221200 360	05/24/2021
170399	05/24/2021	Annexstad, Tansy	0 MARCH 2021	RVA INTERNET REIMBURSEMENT	75.00	99 E 600 358 221200 360	05/24/2021
				Totals for Annexstad, Tansy	150.00		
170400	05/24/2021	Aulenbacher, Julianne	0 4/7-5/6/21	RVA INTERNET REIMBURSEMENT	58.00	99 E 600 358 221200 360	05/24/2021
				Totals for Aulenbacher, Julianne	58.00		
170401	05/24/2021	Auner, Debbie	0 JUNE 2021	RVA INTERNET REIMBURSEMENT	63.53	99 E 600 358 221200 360	05/24/2021
				Totals for Auner, Debbie	63.53		
170402	05/24/2021	Bartz, Michael	0 4/28-5/27/21	RVA INTERNET REIMBURSEMENT	75.00	99 E 600 358 221200 360	05/24/2021
				Totals for Bartz, Michael	75.00		
170403	05/24/2021	Behrens, Tina	0 5/3-6/2/21	RVA INTERNET REIMBURSEMENT	69.99	99 E 600 358 221200 360	05/24/2021
				Totals for Behrens, Tina	69.99		
170404	05/24/2021	Behselich, Nicole	0 APRIL 2021	RVA INTERNET REIMBURSEMENT	75.00	99 E 600 358 221200 360	05/24/2021
170404	05/24/2021	Behselich, Nicole	0 FEBRUARY 2021	RVA INTERNET REIMBURSEMENT	75.00	99 E 600 358 221200 360	05/24/2021
170404	05/24/2021	Behselich, Nicole	0 JANUARY 2021	RVA INTERNET REIMBURSEMENT	75.00	99 E 600 358 221200 360	05/24/2021
170404	05/24/2021	Behselich, Nicole	0 MARCH 2021	RVA INTERNET REIMBURSEMENT	75.00	99 E 600 358 221200 360	05/24/2021
170404	05/24/2021	Behselich, Nicole	0 MAY 2021	RVA INTERNET REIMBURSEMENT	75.00	99 E 600 358 221200 360	05/24/2021
				Totals for Behselich, Nicole	375.00		
170405	05/24/2021	Benes, Philip	0 4/20-5/19/21	RVA INTERNET REIMBURSEMENT	59.99	99 E 600 358 221200 360	05/24/2021
				Totals for Benes, Philip	59.99		
170406	05/24/2021	Beranek, Michael	0 4/12-5/11/21	RVA INTERNET REIMBURSEMENT	17.99	99 E 600 358 221200 360	05/24/2021
				Totals for Beranek, Michael	17.99		
170407	05/24/2021	Best, Melody	0 APRIL 2021	RVA INTERNET REIMBURSEMENT	75.00	99 E 600 358 221200 360	05/24/2021
170407	05/24/2021	Best, Melody	0 FEBRUARY 2021	RVA INTERNET REIMBURSEMENT	75.00	99 E 600 358 221200 360	05/24/2021
170407	05/24/2021	Best, Melody	0 JANUARY 2021	RVA INTERNET REIMBURSEMENT	75.00	99 E 600 358 221200 360	05/24/2021
170407	05/24/2021	Best, Melody	0 MARCH 2021	RVA INTERNET REIMBURSEMENT	75.00	99 E 600 358 221200 360	05/24/2021

CHECK #	CHECK DATE	VENDOR	PO INVOICE #	DESCRIPTION	CHECK AMOUNT	ACCOUNT	POST DATE
			NUMBER			NUMBER	
				Totals for Best, Melody	300.00		
170408	05/24/2021	Bush, Justin	0 4/6-5/5/21	RVA INTERNET REIMBURSEMENT	59.99	99 E 600 358 221200 360	05/24/2021
				Totals for Bush, Justin	59.99		
170409	05/24/2021	Carlsen, Kevin	0 4/10-5/9/21	RVA INTERNET REIMBURSEMENT	75.00	99 E 600 358 221200 360	05/24/2021
				Totals for Carlsen, Kevin	75.00		
170410	05/24/2021	Chin, Stephen	0 4/24-5/23/21	RVA INTERNET REIMBURSEMENT	64.99	99 E 600 358 221200 360	05/24/2021
				Totals for Chin, Stephen	64.99		
170411	05/24/2021	Choi, Chun Wai	0 4/12-5/11/21	RVA INTERNET REIMBURSEMENT	74.99	99 E 600 358 221200 360	05/24/2021
				Totals for Choi, Chun Wai	74.99		
170412	05/24/2021	Coots, Harold	0 1/25-2/24/21	RVA INTERNET REIMBURSEMENT	74.99	99 E 600 358 221200 360	05/24/2021
170412	05/24/2021	Coots, Harold	0 12/25/20-1/24/21	RVA INTERNET REIMBURSEMENT	74.99	99 E 600 358 221200 360	05/24/2021
170412	05/24/2021	Coots, Harold	0 2/25-3/24/21	RVA INTERNET REIMBURSEMENT	74.99	99 E 600 358 221200 360	05/24/2021
170412	05/24/2021	Coots, Harold	0 3/25-4/24/21	RVA INTERNET REIMBURSEMENT	74.99	99 E 600 358 221200 360	05/24/2021
170412	05/24/2021	Coots, Harold	0 4/25-5/24/21	RVA INTERNET REIMBURSEMENT	74.99	99 E 600 358 221200 360	05/24/2021
				Totals for Coots, Harold	374.95		
170413	05/24/2021	Couture, Timothy	0 4/15-5/14/21	RVA INTERNET REIMBURSEMENT	74.99	99 E 600 358 221200 360	05/24/2021
				Totals for Couture, Timothy	74.99		
170414	05/24/2021	Cowell, Mistyrose	0 4/18-5/17/21	RVA INTERNET REIMBURSEMENT	74.99	99 E 600 358 221200 360	05/24/2021
				Totals for Cowell, Mistyrose	74.99		
170415	05/24/2021	Davel, Marie	0 1/28-2/27/21	RVA INTERNET REIMBURSEMENT	35.00	99 E 600 358 221200 360	05/24/2021
170415	05/24/2021	Davel, Marie	0 2/28-3/27/21	RVA INTERNET REIMBURSEMENT	35.00	99 E 600 358 221200 360	05/24/2021
				Totals for Davel, Marie	70.00		
170416	05/24/2021	Davis, Hope	0 MAY 2021	RVA INTERNET REIMBURSEMENT	74.99	99 E 600 358 221200 360	05/24/2021
				Totals for Davis, Hope	74.99		
170417	05/24/2021	Day, Marsha	0 3/25-4/24/21	RVA INTERNET REIMBURSEMENT	59.99	99 E 600 358 221200 360	05/24/2021
170417	05/24/2021	Day, Marsha	0 4/25-5/24/21	RVA INTERNET REIMBURSEMENT	59.99	99 E 600 358 221200 360	05/24/2021
				Totals for Day, Marsha	119.98		
170418	05/24/2021	Diercks, Billie	0 1/28-2/27/21	RVA INTERNET REIMBURSEMENT	55.25	99 E 600 358 221200 360	05/24/2021
170418	05/24/2021	Diercks, Billie	0 12/28/20-1/27/21	RVA INTERNET REIMBURSEMENT	55.25	99 E 600 358 221200 360	05/24/2021
170418	05/24/2021	Diercks, Billie	0 2/28-3/27/21	RVA INTERNET REIMBURSEMENT	55.25	99 E 600 358 221200 360	05/24/2021
170418	05/24/2021	Diercks, Billie	0 3/28-4/27/21	RVA INTERNET REIMBURSEMENT	55.25	99 E 600 358 221200 360	05/24/2021
				Totals for Diercks, Billie	221.00		
170419	05/24/2021	Diesburg, Lea	0 3/12-4/11/21	RVA INTERNET REIMBURSEMENT	55.00	99 E 600 358 221200 360	05/24/2021
170419	05/24/2021	Diesburg, Lea	0 4/12-5/11/21	RVA INTERNET REIMBURSEMENT	55.00	99 E 600 358 221200 360	05/24/2021
				Totals for Diesburg, Lea	110.00		
170420	05/24/2021	Drenthe, Thomas	0 1/11-2/10/21	RVA INTERNET REIMBURSEMENT	75.00	99 E 600 358 221200 360	05/24/2021
170420	05/24/2021	Drenthe, Thomas	0 12/11/20-1/10/21	RVA INTERNET REIMBURSEMENT	75.00	99 E 600 358 221200 360	05/24/2021
170420	05/24/2021	Drenthe, Thomas	0 2/11-3/10/21	RVA INTERNET REIMBURSEMENT	75.00	99 E 600 358 221200 360	05/24/2021
170420	05/24/2021	Drenthe, Thomas	0 3/11-4/10/21	RVA INTERNET REIMBURSEMENT	75.00	99 E 600 358 221200 360	05/24/2021

CHECK #	CHECK DATE	VENDOR	PO INVOICE #	DESCRIPTION	CHECK AMOUNT	ACCOUNT	POST DATE
			NUMBER			NUMBER	
170420	05/24/2021	Drenthe, Thomas	0 4/11-5/10/21	RVA INTERNET REIMBURSEMENT	75.00	99 E 600 358 221200 360	05/24/2021
				Totals for Drenthe, Thomas	375.00		
170421	05/24/2021	Drexler, Jody	0 MAY 2021	RVA INTERNET REIMBURSEMENT	64.99	99 E 600 358 221200 360	05/24/2021
				Totals for Drexler, Jody	64.99		
170422	05/24/2021	Duran, Francisco	0 1/22-2/21/21	RVA INTERNET REIMBURSEMENT	75.00	99 E 600 358 221200 360	05/24/2021
170422	05/24/2021	Duran, Francisco	0 12/22/20-1/21/21	RVA INTERNET REIMBURSEMENT	75.00	99 E 600 358 221200 360	05/24/2021
170422	05/24/2021	Duran, Francisco	0 4/22-5/21/21	RVA INTERNET REIMBURSEMENT	75.00	99 E 600 358 221200 360	05/24/2021
				Totals for Duran, Francisco	225.00		
170423	05/24/2021	Egland, Joshua	0 4/22-5/21/21	RVA INTERNET REIMBURSEMENT	74.99	99 E 600 358 221200 360	05/24/2021
				Totals for Egland, Joshua	74.99		
170424	05/24/2021	Ellis, Tina	0 4/14-5/13/21	RVA INTERNET REIMBURSEMENT	54.95	99 E 600 358 221200 360	05/24/2021
				Totals for Ellis, Tina	54.95		
170425	05/24/2021	Farlow, Heather	0 4/28-5/27/21	RVA INTERNET REIMBURSEMENT	54.99	99 E 600 358 221200 360	05/24/2021
				Totals for Farlow, Heather	54.99		
170426	05/24/2021	Fernandes, Glenn	0 4/15-5/14/21	RVA INTERNET REIMBURSEMENT	49.99	99 E 600 358 221200 360	05/24/2021
				Totals for Fernandes, Glenn	49.99		
170427	05/24/2021	Fernandez-Wagner, Lydia	0 4/26-5/25/21	RVA INTERNET REIMBURSEMENT	75.00	99 E 600 358 221200 360	05/24/2021
				Totals for Fernandez-Wagner, Lydia	75.00		
170428	05/24/2021	Fischer, Dominique	0 4/12-5/11/21	RVA INTERNET REIMBURSEMENT	25.00	99 E 600 358 221200 360	05/24/2021
				Totals for Fischer, Dominique	25.00		
170429	05/24/2021	Fleischman, David	0 APRIL 2021	RVA INTERNET REIMBURSEMENT	70.00	99 E 600 358 221200 360	05/24/2021
170429	05/24/2021	Fleischman, David	0 DECEMBER 2020	RVA INTERNET REIMBURSEMENT-REISSUE	70.00	99 E 600 358 221200 360	05/24/2021
170429	05/24/2021	Fleischman, David	0 FEBRUARY 2021	RVA INTERNET REIMBURSEMENT-REISSUE	70.00	99 E 600 358 221200 360	05/24/2021
170429	05/24/2021	Fleischman, David	0 JANUARY 2021	RVA INTERNET REIMBURSEMENT-REISSUE	70.00	99 E 600 358 221200 360	05/24/2021
170429	05/24/2021	Fleischman, David	0 MARCH 2021	RVA INTERNET REIMBURSEMENT	70.00	99 E 600 358 221200 360	05/24/2021
				Totals for Fleischman, David	350.00		
170430	05/24/2021	Flieschmann, Cindy	0 2/7-3/6/21	RVA INTERNET REIMBURSEMENT	69.99	99 E 600 358 221200 360	05/24/2021
170430	05/24/2021	Flieschmann, Cindy	0 3/7-4/6/21	RVA INTERNET REIMBURSEMENT	69.99	99 E 600 358 221200 360	05/24/2021
				Totals for Flieschmann, Cindy	139.98		
170431	05/24/2021	Fox, Mariana	0 2/15-3/14/21	RVA INTERNET REIMBURSEMENT	49.99	99 E 600 358 221200 360	05/24/2021
170431	05/24/2021	Fox, Mariana	0 3/15-4/14/21	RVA INTERNET REIMBURSEMENT	49.99	99 E 600 358 221200 360	05/24/2021
170431	05/24/2021	Fox, Mariana	0 4/15-5/14/21	RVA INTERNET REIMBURSEMENT	49.99	99 E 600 358 221200 360	05/24/2021
				Totals for Fox, Mariana	149.97		
170432	05/24/2021	Freeman, Joseph SR	0 4/9-5/8/21	RVA INTERNET REIMBURSEMENT	74.99	99 E 600 358 221200 360	05/24/2021
				Totals for Freeman, Joseph SR	74.99		
170433	05/24/2021	Fuller, Nicole	0 MAY 2021	RVA INTERNET REIMBURSEMENT	70.00	99 E 600 358 221200 360	05/24/2021
				Totals for Fuller, Nicole	70.00		
170434	05/24/2021	Gagliano, Shonda	0 4/22-5/21/21	RVA INTERNET REIMBURSEMENT	75.00	99 E 600 358 221200 360	05/24/2021
				Totals for Gagliano, Shonda	75.00		

CHECK #	CHECK DATE	VENDOR	PO INVOICE #	DESCRIPTION	CHECK AMOUNT	ACCOUNT	POST DATE
			NUMBER			NUMBER	
170435	05/24/2021	Georgeson, Stephany	0 MAY 2021	RVA INTERNET REIMBURSEMENT	54.99	99 E 600 358 221200 360	05/24/2021
				Totals for Georgeson, Stephany	54.99		
170436	05/24/2021	Gneiser, Mark	0 4/8-5/7/21	RVA INTERNET REIMBURSEMENT	75.00	99 E 600 358 221200 360	05/24/2021
				Totals for Gneiser, Mark	75.00		
170437	05/24/2021	Gnewuch, Tena	0 4/13-5/12/21	RVA INTERNET REIMBURSEMENT	57.38	99 E 600 358 221200 360	05/24/2021
				Totals for Gnewuch, Tena	57.38		
170438	05/24/2021	Graham, Amanda	0 4/21-5/20/21	RVA INTERNET REIMBURSEMENT	75.00	99 E 600 358 221200 360	05/24/2021
				Totals for Graham, Amanda	75.00		
170439	05/24/2021	Guthery, Rebekah	0 2/11-3/10/21	RVA INTERNET REIMBURSEMENT	55.00	99 E 600 358 221200 360	05/24/2021
170439	05/24/2021	Guthery, Rebekah	0 3/11-4/10/21	RVA INTERNET REIMBURSEMENT	58.00	99 E 600 358 221200 360	05/24/2021
170439	05/24/2021	Guthery, Rebekah	0 4/11-5/10/21	RVA INTERNET REIMBURSEMENT	58.00	99 E 600 358 221200 360	05/24/2021
				Totals for Guthery, Rebekah	171.00		
170440	05/24/2021	Gylten, Heather	0 3/1-4/1/21	RVA INTERNET REIMBURSEMENT	51.10	99 E 600 358 221200 360	05/24/2021
170440	05/24/2021	Gylten, Heather	0 4/1-5/1/21	RVA INTERNET REIMBURSEMENT	51.10	99 E 600 358 221200 360	05/24/2021
170440	05/24/2021	Gylten, Heather	0 5/1-6/1/21	RVA INTERNET REIMBURSEMENT	51.10	99 E 600 358 221200 360	05/24/2021
				Totals for Gylten, Heather	153.30		
170441	05/24/2021	Hadden, Anita	0 4/20-5/19/21	RVA INTERNET REIMBURSEMENT	75.00	99 E 600 358 221200 360	05/24/2021
				Totals for Hadden, Anita	75.00		
170442	05/24/2021	Haigler, Jonathan	0 MAY 2021	RVA INTERNET REIMBURSEMENT	52.99	99 E 600 358 221200 360	05/24/2021
				Totals for Haigler, Jonathan	52.99		
170443	05/24/2021	Hansen, Scott	0 MAY 2021	RVA INTERNET REIMBURSEMENT	49.95	99 E 600 358 221200 360	05/24/2021
				Totals for Hansen, Scott	49.95		
170444	05/24/2021	Hardesty, Lisa	0 APRIL 2021	RVA INTERNET REIMBURSEMENT	59.99	99 E 600 358 221200 360	05/24/2021
				Totals for Hardesty, Lisa	59.99		
170445	05/24/2021	Henderson, Spencer	0 4/24-5/23/21	RVA INTERNET REIMBURSEMENT	40.00	99 E 600 358 221200 360	05/24/2021
				Totals for Henderson, Spencer	40.00		
170446	05/24/2021	Hennessey, Felicia	0 4/27-5/26/21	RVA INTERNET REIMBURSEMENT	75.00	99 E 600 358 221200 360	05/24/2021
				Totals for Hennessey, Felicia	75.00		
170447	05/24/2021	Hintz, Rashelle	0 4/15-5/14/21	RVA INTERNET REIMBURSEMENT	74.99	99 E 600 358 221200 360	05/24/2021
				Totals for Hintz, Rashelle	74.99		
170448	05/24/2021	Holum, Rodney JR	0 4/30-5/29/21	RVA INTERNET REIMBURSEMENT	55.99	99 E 600 358 221200 360	05/24/2021
				Totals for Holum, Rodney JR	55.99		
170449	05/24/2021	Jaeger, Jennifer	0 5/1-6/1/21	RVA INTERNET REIMBURSEMENT	75.00	99 E 600 358 221200 360	05/24/2021
				Totals for Jaeger, Jennifer	75.00		
170450	05/24/2021	Jewell, Tim	0 1/28-2/27/21	RVA INTERNET REIMBURSEMENT	29.95	99 E 600 358 221200 360	05/24/2021
170450	05/24/2021	Jewell, Tim	0 2/28-3/27/21	RVA INTERNET REIMBURSEMENT	29.95	99 E 600 358 221200 360	05/24/2021
170450	05/24/2021	Jewell, Tim	0 3/28-4/27/21	RVA INTERNET REIMBURSEMENT	29.95	99 E 600 358 221200 360	05/24/2021
				Totals for Jewell, Tim	89.85		
170451	05/24/2021	Johnson, Rebecca	0 4/17-5/16/21	RVA INTERNET REIMBURSEMENT	44.99	99 E 600 358 221200 360	05/24/2021

CHECK #	CHECK DATE	VENDOR	PO INVOICE #	DESCRIPTION	CHECK AMOUNT	ACCOUNT	POST DATE
			NUMBER			NUMBER	
				Totals for Johnson, Rebecca	44.99		
170452	05/24/2021	Johnson, Rick	0 4/21-5/20/21	RVA INTERNET REIMBURSEMENT	75.00	99 E 600 358 221200 360	05/24/2021
				Totals for Johnson, Rick	75.00		
170453	05/24/2021	Jones, Martin	0 4/22-5/21/21	RVA INTERNET REIMBURSEMENT	74.99	99 E 600 358 221200 360	05/24/2021
				Totals for Jones, Martin	74.99		
170454	05/24/2021	Kalhagen, Seth	0 MAY 2021	RVA INTERNET REIMBURSEMENT	75.00	99 E 600 358 221200 360	05/24/2021
				Totals for Kalhagen, Seth	75.00		
170455	05/24/2021	Kalsow, Brittany	0 3/6-4/5/21	RVA INTERNET REIMBURSEMENT	74.99	99 E 600 358 221200 360	05/24/2021
170455	05/24/2021	Kalsow, Brittany	0 4/6-5/5/21	RVA INTERNET REIMBURSEMENT	74.99	99 E 600 358 221200 360	05/24/2021
				Totals for Kalsow, Brittany	149.98		
170456	05/24/2021	Kasper, Rich	0 5/6-6/2/21	RVA INTERNET REIMBURSEMENT	49.95	99 E 600 358 221200 360	05/24/2021
				Totals for Kasper, Rich	49.95		
170457	05/24/2021	King, Heidi	0 1/25-2/24/21	RVA INTERNET REIMBURSEMENT	74.99	99 E 600 358 221200 360	05/24/2021
170457	05/24/2021	King, Heidi	0 12/25/20-1/24/21	RVA INTERNET REIMBURSEMENT	74.99	99 E 600 358 221200 360	05/24/2021
170457	05/24/2021	King, Heidi	0 2/25-3/24/21	RVA INTERNET REIMBURSEMENT	74.99	99 E 600 358 221200 360	05/24/2021
170457	05/24/2021	King, Heidi	0 3/25-4/24/21	RVA INTERNET REIMBURSEMENT	74.99	99 E 600 358 221200 360	05/24/2021
170457	05/24/2021	King, Heidi	0 4/25-5/24/21	RVA INTERNET REIMBURSEMENT	74.99	99 E 600 358 221200 360	05/24/2021
				Totals for King, Heidi	374.95		
170458	05/24/2021	Klink, Joanne	0 3/4-4/3/21	RVA INTERNET REIMBURSEMENT	74.99	99 E 600 358 221200 360	05/24/2021
				Totals for Klink, Joanne	74.99		
170459	05/24/2021	Klivickis, Amy	0 3/22-4/21/21	RVA INTERNET REIMBURSEMENT	75.00	99 E 600 358 221200 360	05/24/2021
				Totals for Klivickis, Amy	75.00		
170460	05/24/2021	Koch, Andrew	0 MAY 2021	RVA INTERNET REIMBURSEMENT	52.74	99 E 600 358 221200 360	05/24/2021
				Totals for Koch, Andrew	52.74		
170461	05/24/2021	Koon, Loren	0 MAY 2021	RVA INTERNET REIMBURSEMENT	39.95	99 E 600 358 221200 360	05/24/2021
				Totals for Koon, Loren	39.95		
170462	05/24/2021	Kopp, Steve	0 4/4-5/3/21	RVA INTERNET REIMBURSEMENT	74.99	99 E 600 358 221200 360	05/24/2021
				Totals for Kopp, Steve	74.99		
170463	05/24/2021	Kroening, Josh	0 4/7-5/6/21	RVA INTERNET REIMBURSEMENT	54.99	99 E 600 358 221200 360	05/24/2021
				Totals for Kroening, Josh	54.99		
170464	05/24/2021	Kummer, Stephanie	0 MAY 2021	RVA INTERNET REIMBURSEMENT	74.99	99 E 600 358 221200 360	05/24/2021
				Totals for Kummer, Stephanie	74.99		
170465	05/24/2021	Lavin-Davis, Michelle	0 4/24-5/23/21	RVA INTERNET REIMBURSEMENT	59.99	99 E 600 358 221200 360	05/24/2021
				Totals for Lavin-Davis, Michelle	59.99		
170466	05/24/2021	Lavoll, Michelle	0 5/3-6/2/21	RVA INTERNET REIMBURSEMENT	74.99	99 E 600 358 221200 360	05/24/2021
				Totals for Lavoll, Michelle	74.99		
170467	05/24/2021	Leffel, Stacy	0 APRIL 2021	RVA INTERNET REIMBURSEMENT	49.99	99 E 600 358 221200 360	05/24/2021
				Totals for Leffel, Stacy	49.99		
170468	05/24/2021	Leslie, Heather	0 MAY 2021	RVA INTERNET REIMBURSEMENT	39.95	99 E 600 358 221200 360	05/24/2021

CHECK #	CHECK DATE	VENDOR	PO INVOICE #	DESCRIPTION	CHECK AMOUNT	ACCOUNT	POST DATE
			NUMBER			NUMBER	
				Totals for Leslie, Heather	39.95		
170469	05/24/2021	Lieske, Patricia	0 3/26-4/25/21	RVA INTERNET REIMBURSEMENT	49.99	99 E 600 358 221200 360	05/24/2021
170469	05/24/2021	Lieske, Patricia	0 4/26-5/25/21	RVA INTERNET REIMBURSEMENT	49.99	99 E 600 358 221200 360	05/24/2021
				Totals for Lieske, Patricia	99.98		
170470	05/24/2021	Lisko, Dawn	0 3/1-30/21	RVA INTERNET REIMBURSEMENT	75.00	99 E 600 358 221200 360	05/24/2021
				Totals for Lisko, Dawn	75.00		
170471	05/24/2021	Lokken, Lori	0 4/13-5/12/21	RVA INTERNET REIMBURSEMENT	74.99	99 E 600 358 221200 360	05/24/2021
				Totals for Lokken, Lori	74.99		
170472	05/24/2021	Malik, Beth	0 1/5-2/4/21	RVA INTERNET REIMBURSEMENT	44.99	99 E 600 358 221200 360	05/24/2021
170472	05/24/2021	Malik, Beth	0 2/5-3/4/21	RVA INTERNET REIMBURSEMENT	44.99	99 E 600 358 221200 360	05/24/2021
				Totals for Malik, Beth	89.98		
170473	05/24/2021	Manke, Ginny	0 APRIL 2021	RVA INTERNET REIMBURSEMENT	49.95	99 E 600 358 221200 360	05/24/2021
170473	05/24/2021	Manke, Ginny	0 FEBRUARY 2021	RVA INTERNET REIMBURSEMENT	49.95	99 E 600 358 221200 360	05/24/2021
170473	05/24/2021	Manke, Ginny	0 MARCH 2021	RVA INTERNET REIMBURSEMENT	49.95	99 E 600 358 221200 360	05/24/2021
				Totals for Manke, Ginny	149.85		
170474	05/24/2021	Masarik, Jeff	0 4/17-5/17/21	RVA INTERNET REIMBURSEMENT	44.99	99 E 600 358 221200 360	05/24/2021
				Totals for Masarik, Jeff	44.99		
170475	05/24/2021	Mattice, Eric	0 MAY 2021	RVA INTERNET REIMBURSEMENT	49.95	99 E 600 358 221200 360	05/24/2021
				Totals for Mattice, Eric	49.95		
170476	05/24/2021	Maus, Erin	0 APRIL 2021	RVA INTERNET REIMBURSEMENT	59.95	99 E 600 358 221200 360	05/24/2021
				Totals for Maus, Erin	59.95		
170477	05/24/2021	Mayer, Ricky	0 2/5-6/21	RVA INTERNET REIMBURSEMENT	2.32	99 E 600 358 221200 360	05/24/2021
170477	05/24/2021	Mayer, Ricky	0 2/7-27/21	RVA INTERNET REIMBURSEMENT	5.01	99 E 600 358 221200 360	05/24/2021
170477	05/24/2021	Mayer, Ricky	0 2/7-3/7/21	RVA INTERNET REIMBURSEMENT	69.99	99 E 600 358 221200 360	05/24/2021
170477	05/24/2021	Mayer, Ricky	0 3/28-4/27/21	RVA INTERNET REIMBURSEMENT	34.95	99 E 600 358 221200 360	05/24/2021
170477	05/24/2021	Mayer, Ricky	0 3/7-27/21	RVA INTERNET REIMBURSEMENT	26.25	99 E 600 358 221200 360	05/24/2021
170477	05/24/2021	Mayer, Ricky	0 4/28-5/27/21	RVA INTERNET REIMBURSEMENT	34.95	99 E 600 358 221200 360	05/24/2021
				Totals for Mayer, Ricky	173.47		
170478	05/24/2021	Meddaugh, Adam	0 4/25-5/24/21	RVA INTERNET REIMBURSEMENT	74.99	99 E 600 358 221200 360	05/24/2021
				Totals for Meddaugh, Adam	74.99		
170479	05/24/2021	Meyer, Sherry	0 1/25-2/9/21	RVA INTERNET REIMBURSEMENT-PRORATED FROM DATE OF ENROLLMENT	23.84	99 E 600 358 221200 360	05/24/2021
170479	05/24/2021	Meyer, Sherry	0 2/10-3/9/21	RVA INTERNET REIMBURSEMENT	45.95	99 E 600 358 221200 360	05/24/2021
170479	05/24/2021	Meyer, Sherry	0 3/10-4/9/21	RVA INTERNET REIMBURSEMENT	45.95	99 E 600 358 221200 360	05/24/2021
170479	05/24/2021	Meyer, Sherry	0 4/10-5/9/21	RVA INTERNET REIMBURSEMENT	45.95	99 E 600 358 221200 360	05/24/2021
				Totals for Meyer, Sherry	161.69		
170480	05/24/2021	Michalski, Thomas	0 4/26-5/25/21	RVA INTERNET REIMBURSEMENT	74.99	99 E 600 358 221200 360	05/24/2021
				Totals for Michalski, Thomas	74.99		

CHECK #	CHECK DATE	VENDOR	PO INVOICE #	DESCRIPTION	CHECK AMOUNT	ACCOUNT	POST DATE
			NUMBER			NUMBER	
170481	05/24/2021	Miller, Josie	0 4/18-5/17/21	RVA INTERNET REIMBURSEMENT	74.99	99 E 600 358 221200 360	05/24/2021
				Totals for Miller, Josie	74.99		
170482	05/24/2021	Miller, Tonya	0 3/17-4/16/21	RVA INTERNET REIMBURSEMENT	74.99	99 E 600 358 221200 360	05/24/2021
				Totals for Miller, Tonya	74.99		
170483	05/24/2021	Minish, Tracey	0 1/14-2/13/21	RVA INTERNET REIMBURSEMENT	74.99	99 E 600 358 221200 360	05/24/2021
170483	05/24/2021	Minish, Tracey	0 10/14-11/13/20	RVA INTERNET REIMBURSEMENT	69.99	99 E 600 358 221200 360	05/24/2021
170483	05/24/2021	Minish, Tracey	0 11/14-12/13/20	RVA INTERNET REIMBURSEMENT	69.99	99 E 600 358 221200 360	05/24/2021
170483	05/24/2021	Minish, Tracey	0 12/14/20-1/13/21	RVA INTERNET REIMBURSEMENT	74.99	99 E 600 358 221200 360	05/24/2021
170483	05/24/2021	Minish, Tracey	0 2/14-3/13/21	RVA INTERNET REIMBURSEMENT	74.99	99 E 600 358 221200 360	05/24/2021
170483	05/24/2021	Minish, Tracey	0 3/14-4/13/21	RVA INTERNET REIMBURSEMENT	74.99	99 E 600 358 221200 360	05/24/2021
170483	05/24/2021	Minish, Tracey	0 4/14-5/13/21	RVA INTERNET REIMBURSEMENT	74.99	99 E 600 358 221200 360	05/24/2021
170483	05/24/2021	Minish, Tracey	0 9/14-10/13/20	RVA INTERNET REIMBURSEMENT	69.99	99 E 600 358 221200 360	05/24/2021
				Totals for Minish, Tracey	584.92		
170484	05/24/2021	Moeller, Leslie	0 4/28-5/27/21	RVA INTERNET REIMBURSEMENT	40.25	99 E 600 358 221200 360	05/24/2021
				Totals for Moeller, Leslie	40.25		
170485	05/24/2021	Moldenhauer, Shannon	0 APRIL 2021	RVA INTERNET REIMBURSEMENT	54.95	99 E 600 358 221200 360	05/24/2021
170485	05/24/2021	Moldenhauer, Shannon	0 MARCH 2021	RVA INTERNET REIMBURSEMENT	54.95	99 E 600 358 221200 360	05/24/2021
170485	05/24/2021	Moldenhauer, Shannon	0 MAY 2021	RVA INTERNET REIMBURSEMENT	54.95	99 E 600 358 221200 360	05/24/2021
				Totals for Moldenhauer, Shannon	164.85		
170486	05/24/2021	Mondor, Tom	0 4/4-5/3/21	RVA INTERNET REIMBURSEMENT	50.00	99 E 600 358 221200 360	05/24/2021
				Totals for Mondor, Tom	50.00		
170487	05/24/2021	Morrison, Amanda	0 4/15-5/14/21	RVA INTERNET REIMBURSEMENT	74.99	99 E 600 358 221200 360	05/24/2021
				Totals for Morrison, Amanda	74.99		
170488	05/24/2021	Mroz, Christina	0 APRIL 2021	RVA INTERNET REIMBURSEMENT	69.95	99 E 600 358 221200 360	05/24/2021
				Totals for Mroz, Christina	69.95		
170489	05/24/2021	Myers, George	0 4/26-5/25/21	RVA INTERNET REIMBURSEMENT	74.99	99 E 600 358 221200 360	05/24/2021
				Totals for Myers, George	74.99		
170490	05/24/2021	Newago, Keith	0 4/7-5/6/21	RVA INTERNET REIMBURSEMENT	65.99	99 E 600 358 221200 360	05/24/2021
				Totals for Newago, Keith	65.99		
170491	05/24/2021	Nickels, Steve	0 APRIL 2021	RVA INTERNET REIMBURSEMENT	75.00	99 E 600 358 221200 360	05/24/2021
170491	05/24/2021	Nickels, Steve	0 DECEMBER 2020	RVA INTERNET REIMBURSEMENT	75.00	99 E 600 358 221200 360	05/24/2021
170491	05/24/2021	Nickels, Steve	0 FEBRUARY 2021	RVA INTERNET REIMBURSEMENT	75.00	99 E 600 358 221200 360	05/24/2021
170491	05/24/2021	Nickels, Steve	0 JANUARY 2021	RVA INTERNET REIMBURSEMENT	75.00	99 E 600 358 221200 360	05/24/2021
170491	05/24/2021	Nickels, Steve	0 MARCH 2021	RVA INTERNET REIMBURSEMENT	75.00	99 E 600 358 221200 360	05/24/2021
170491	05/24/2021	Nickels, Steve	0 NOVEMBER 2020	RVA INTERNET REIMBURSEMENT	75.00	99 E 600 358 221200 360	05/24/2021
170491	05/24/2021	Nickels, Steve	0 OCTOBER 2020	RVA INTERNET REIMBURSEMENT	75.00	99 E 600 358 221200 360	05/24/2021
170491	05/24/2021	Nickels, Steve	0 SEPTEMBER 2020	RVA INTERNET REIMBURSEMENT	75.00	99 E 600 358 221200 360	05/24/2021
				Totals for Nickels, Steve	600.00		
170492	05/24/2021	Olson, Jennifer	0 3/14-4/13/21	RVA INTERNET REIMBURSEMENT	74.99	99 E 600 358 221200 360	05/24/2021

CHECK #	CHECK DATE	VENDOR	PO INVOICE #	DESCRIPTION	CHECK AMOUNT	ACCOUNT	POST DATE
			NUMBER			NUMBER	
				Totals for Olson, Jennifer	74.99		
170493	05/24/2021	Osterberger, Amber	0 5/1-30/21	RVA INTERNET REIMBURSEMENT	74.99	99 E 600 358 221200 360	05/24/2021
				Totals for Osterberger, Amber	74.99		
170494	05/24/2021	Oswald, Kerry	0 3/13-4/12/21	RVA INTERNET REIMBURSEMENT	74.99	99 E 600 358 221200 360	05/24/2021
170494	05/24/2021	Oswald, Kerry	0 4/13-5/12/21	RVA INTERNET REIMBURSEMENT	74.99	99 E 600 358 221200 360	05/24/2021
				Totals for Oswald, Kerry	149.98		
170495	05/24/2021	Palmer, Carli	0 4/12-5/11/21	RVA INTERNET REIMBURSEMENT	74.99	99 E 600 358 221200 360	05/24/2021
				Totals for Palmer, Carli	74.99		
170497	05/24/2021	Parker, Sam	0 1/4-2/3/21	RVA INTERNET REIMBURSEMENT	74.99	99 E 600 358 221200 360	05/24/2021
170497	05/24/2021	Parker, Sam	0 10/4-11/3/20	RVA INTERNET REIMBURSEMENT	69.99	99 E 600 358 221200 360	05/24/2021
170497	05/24/2021	Parker, Sam	0 11/4-12/3/20	RVA INTERNET REIMBURSEMENT	69.99	99 E 600 358 221200 360	05/24/2021
170497	05/24/2021	Parker, Sam	0 12/4/20-1/3/21	RVA INTERNET REIMBURSEMENT	74.99	99 E 600 358 221200 360	05/24/2021
170497	05/24/2021	Parker, Sam	0 2/4-3/3/21	RVA INTERNET REIMBURSEMENT	74.99	99 E 600 358 221200 360	05/24/2021
170497	05/24/2021	Parker, Sam	0 3/4-4/3/21	RVA INTERNET REIMBURSEMENT	74.99	99 E 600 358 221200 360	05/24/2021
170497	05/24/2021	Parker, Sam	0 4/4-5/3/21	RVA INTERNET REIMBURSEMENT	74.99	99 E 600 358 221200 360	05/24/2021
170497	05/24/2021	Parker, Sam	0 7/1-3/2020	RVA INTERNET	7.02	99 E 600 358 221200 360	05/24/2021
				REIMBURSEMENT-PRORATED FROM BEGINNING DATE OF DISTRICT'S FISCAL YEAR			
170497	05/24/2021	Parker, Sam	0 7/4-8/3/20	RVA INTERNET REIMBURSEMENT	69.99	99 E 600 358 221200 360	05/24/2021
170497	05/24/2021	Parker, Sam	0 8/4-9/3/20	RVA INTERNET REIMBURSEMENT	69.99	99 E 600 358 221200 360	05/24/2021
170497	05/24/2021	Parker, Sam	0 9/4-10/3/20	RVA INTERNET REIMBURSEMENT	69.99	99 E 600 358 221200 360	05/24/2021
				Totals for Parker, Sam	731.92		
170498	05/24/2021	Perez, Jessica	0 MAY 2021	RVA INTERNET REIMBURSEMENT	75.00	99 E 600 358 221200 360	05/24/2021
				Totals for Perez, Jessica	75.00		
170499	05/24/2021	Perrot, Michelle	0 4/16-5/15/21	RVA INTERNET REIMBURSEMENT	75.00	99 E 600 358 221200 360	05/24/2021
				Totals for Perrot, Michelle	75.00		
170500	05/24/2021	Pierce, Benjamin	0 MAY 2021	RVA INTERNET REIMBURSEMENT	59.95	99 E 600 358 221200 360	05/24/2021
				Totals for Pierce, Benjamin	59.95		
170501	05/24/2021	Ploeger, Corey	0 4/21-5/20/21	RVA INTERNET REIMBURSEMENT	74.99	99 E 600 358 221200 360	05/24/2021
				Totals for Ploeger, Corey	74.99		
170502	05/24/2021	Porter, Cynthia	0 1/28-2/27/21	RVA INTERNET REIMBURSEMENT	29.95	99 E 600 358 221200 360	05/24/2021
170502	05/24/2021	Porter, Cynthia	0 12/28/20-1/27/21	RVA INTERNET REIMBURSEMENT	29.95	99 E 600 358 221200 360	05/24/2021
170502	05/24/2021	Porter, Cynthia	0 2/28-3/27/21	RVA INTERNET REIMBURSEMENT	29.95	99 E 600 358 221200 360	05/24/2021
170502	05/24/2021	Porter, Cynthia	0 3/28-4/27/21	RVA INTERNET REIMBURSEMENT	29.95	99 E 600 358 221200 360	05/24/2021
170502	05/24/2021	Porter, Cynthia	0 4/28-5/27/21	RVA INTERNET REIMBURSEMENT	29.95	99 E 600 358 221200 360	05/24/2021
				Totals for Porter, Cynthia	149.75		
170503	05/24/2021	Potter, Paul	0 4/21-5/20/21	RVA INTERNET REIMBURSEMENT	50.00	99 E 600 358 221200 360	05/24/2021
				Totals for Potter, Paul	50.00		

CHECK #	CHECK DATE	VENDOR	PO INVOICE #	DESCRIPTION	CHECK AMOUNT	ACCOUNT	POST DATE
			NUMBER			NUMBER	
170504	05/24/2021	Ramirez-Crego, Lindsey	0 2/11-3/10/21	RVA INTERNET REIMBURSEMENT	59.99	99 E 600 358 221200 360	05/24/2021
170504	05/24/2021	Ramirez-Crego, Lindsey	0 2/2-10/21	RVA INTERNET REIMBURSEMENT-PRORATED FROM DATE OF ENROLLMENT	17.46	99 E 600 358 221200 360	05/24/2021
170504	05/24/2021	Ramirez-Crego, Lindsey	0 3/11-4/10/21	RVA INTERNET REIMBURSEMENT	59.99	99 E 600 358 221200 360	05/24/2021
170504	05/24/2021	Ramirez-Crego, Lindsey	0 4/11-5/10/21	RVA INTERNET REIMBURSEMENT	59.99	99 E 600 358 221200 360	05/24/2021
				Totals for Ramirez-Crego, Lindsey	197.43		
170505	05/24/2021	Rogers, Jill	0 4/15-5/14/21	RVA INTERNET REIMBURSEMENT	59.99	99 E 600 358 221200 360	05/24/2021
				Totals for Rogers, Jill	59.99		
170506	05/24/2021	Sblendorio, Serena	0 1/5-2/4/21	RVA INTERNET REIMBURSEMENT	75.00	99 E 600 358 221200 360	05/24/2021
170506	05/24/2021	Sblendorio, Serena	0 10/5-11/4/20	RVA INTERNET REIMBURSEMENT	69.99	99 E 600 358 221200 360	05/24/2021
170506	05/24/2021	Sblendorio, Serena	0 11/5-12/4/20	RVA INTERNET REIMBURSEMENT	75.00	99 E 600 358 221200 360	05/24/2021
170506	05/24/2021	Sblendorio, Serena	0 12/5/20-1/4/21	RVA INTERNET REIMBURSEMENT	75.00	99 E 600 358 221200 360	05/24/2021
170506	05/24/2021	Sblendorio, Serena	0 2/5-3/4/21	RVA INTERNET REIMBURSEMENT	75.00	99 E 600 358 221200 360	05/24/2021
170506	05/24/2021	Sblendorio, Serena	0 3/5-4/4/21	RVA INTERNET REIMBURSEMENT	75.00	99 E 600 358 221200 360	05/24/2021
170506	05/24/2021	Sblendorio, Serena	0 4/5-5/4/21	RVA INTERNET REIMBURSEMENT	75.00	99 E 600 358 221200 360	05/24/2021
170506	05/24/2021	Sblendorio, Serena	0 5/5-6/4/21	RVA INTERNET REIMBURSEMENT	75.00	99 E 600 358 221200 360	05/24/2021
170506	05/24/2021	Sblendorio, Serena	0 9/1-4/20	RVA INTERNET REIMBURSEMENT-PRORATED FROM DATE OF ENROLLMENT	9.04	99 E 600 358 221200 360	05/24/2021
170506	05/24/2021	Sblendorio, Serena	0 9/5-10/4/20	RVA INTERNET REIMBURSEMENT	69.99	99 E 600 358 221200 360	05/24/2021
				Totals for Sblendorio, Serena	674.02		
170507	05/24/2021	Schmidt, Patrick	0 4/15-5/14/21	RVA INTERNET REIMBURSEMENT	59.99	99 E 600 358 221200 360	05/24/2021
				Totals for Schmidt, Patrick	59.99		
170508	05/24/2021	Schneebeli, Lisa	0 4/25-5/24/21	RVA INTERNET REIMBURSEMENT	70.00	99 E 600 358 221200 360	05/24/2021
				Totals for Schneebeli, Lisa	70.00		
170509	05/24/2021	Schultz, Pete	0 MAY 2021	RVA INTERNET REIMBURSEMENT	75.00	99 E 600 358 221200 360	05/24/2021
				Totals for Schultz, Pete	75.00		
170510	05/24/2021	Schultz, Shannon	0 4/22-5/21/21	RVA INTERNET REIMBURSEMENT	60.00	99 E 600 358 221200 360	05/24/2021
				Totals for Schultz, Shannon	60.00		
170511	05/24/2021	Schwanz, Rebecca	0 MAY 2021	RVA INTERNET REIMBURSEMENT	75.00	99 E 600 358 221200 360	05/24/2021
				Totals for Schwanz, Rebecca	75.00		
170512	05/24/2021	Seybert, Patrick	0 4/15-5/14/21	RVA INTERNET REIMBURSEMENT	74.99	99 E 600 358 221200 360	05/24/2021
				Totals for Seybert, Patrick	74.99		
170513	05/24/2021	Shaner, Doddie	0 5/2-6/1/21	RVA INTERNET REIMBURSEMENT	17.99	99 E 600 358 221200 360	05/24/2021
				Totals for Shaner, Doddie	17.99		
170514	05/24/2021	Shaw, Michael	0 3/1-30/21	RVA INTERNET REIMBURSEMENT	74.99	99 E 600 358 221200 360	05/24/2021
170514	05/24/2021	Shaw, Michael	0 3/31-4/30/21	RVA INTERNET REIMBURSEMENT	74.99	99 E 600 358 221200 360	05/24/2021
170514	05/24/2021	Shaw, Michael	0 5/1-30/21	RVA INTERNET REIMBURSEMENT	74.99	99 E 600 358 221200 360	05/24/2021

CHECK #	CHECK DATE	VENDOR	PO INVOICE #	DESCRIPTION	CHECK AMOUNT	ACCOUNT	POST DATE
			NUMBER			NUMBER	
				Totals for Shaw, Michael	224.97		
170515	05/24/2021	Shebelske, Eric	0 4/15-5/14/21	RVA INTERNET REIMBURSEMENT	54.99	99 E 600 358 221200 360	05/24/2021
				Totals for Shebelske, Eric	54.99		
170516	05/24/2021	Smith, James	0 1/10-2/9/21	RVA INTERNET REIMBURSEMENT	29.99	99 E 600 358 221200 360	05/24/2021
170516	05/24/2021	Smith, James	0 2/10-3/9/21	RVA INTERNET REIMBURSEMENT	29.99	99 E 600 358 221200 360	05/24/2021
170516	05/24/2021	Smith, James	0 3/10-4/9/21	RVA INTERNET REIMBURSEMENT	29.99	99 E 600 358 221200 360	05/24/2021
170516	05/24/2021	Smith, James	0 4/10-5/9/21	RVA INTERNET REIMBURSEMENT	29.99	99 E 600 358 221200 360	05/24/2021
				Totals for Smith, James	119.96		
170517	05/24/2021	Sova, Kenneth	0 APRIL 2021	RVA INTERNET REIMBURSEMENT	75.00	99 E 600 358 221200 360	05/24/2021
170517	05/24/2021	Sova, Kenneth	0 FEBRUARY 2021	RVA INTERNET REIMBURSEMENT	75.00	99 E 600 358 221200 360	05/24/2021
170517	05/24/2021	Sova, Kenneth	0 MARCH 2021	RVA INTERNET REIMBURSEMENT	75.00	99 E 600 358 221200 360	05/24/2021
				Totals for Sova, Kenneth	225.00		
170518	05/24/2021	Starr, Daniel	0 4/15-5/14/21	RVA INTERNET REIMBURSEMENT	74.99	99 E 600 358 221200 360	05/24/2021
				Totals for Starr, Daniel	74.99		
170519	05/24/2021	Steele, Lisa	0 1/16-2/15/21	RVA INTERNET REIMBURSEMENT	69.99	99 E 600 358 221200 360	05/24/2021
170519	05/24/2021	Steele, Lisa	0 11/16-12/15/20	RVA INTERNET REIMBURSEMENT	69.99	99 E 600 358 221200 360	05/24/2021
170519	05/24/2021	Steele, Lisa	0 2/16-3/15/21	RVA INTERNET REIMBURSEMENT	69.99	99 E 600 358 221200 360	05/24/2021
170519	05/24/2021	Steele, Lisa	0 3/16-4/15/21	RVA INTERNET REIMBURSEMENT	69.99	99 E 600 358 221200 360	05/24/2021
170519	05/24/2021	Steele, Lisa	0 4/16-5/15/21	RVA INTERNET REIMBURSEMENT	69.99	99 E 600 358 221200 360	05/24/2021
				Totals for Steele, Lisa	349.95		
170520	05/24/2021	Steffen, Casey	0 4/25-5/24/21	RVA INTERNET REIMBURSEMENT	75.00	99 E 600 358 221200 360	05/24/2021
				Totals for Steffen, Casey	75.00		
170521	05/24/2021	Steinhauer, Jacqueline	0 4/20-5/19/21	RVA INTERNET REIMBURSEMENT	72.00	99 E 600 358 221200 360	05/24/2021
				Totals for Steinhauer, Jacqueline	72.00		
170522	05/24/2021	Stelzel, Eugene	0 4/10-5/9/21	RVA INTERNET REIMBURSEMENT	55.20	99 E 600 358 221200 360	05/24/2021
				Totals for Stelzel, Eugene	55.20		
170523	05/24/2021	Stoiber, Debra	0 4/15-5/14/21	RVA INTERNET REIMBURSEMENT	45.00	99 E 600 358 221200 360	05/24/2021
				Totals for Stoiber, Debra	45.00		
170524	05/24/2021	Stolp, Robert	0 4/24-5/23/21	RVA INTERNET REIMBURSEMENT	75.00	99 E 600 358 221200 360	05/24/2021
				Totals for Stolp, Robert	75.00		
170525	05/24/2021	Talbert, Holli	0 5/4-6/3/21	RVA INTERNET REIMBURSEMENT	29.95	99 E 600 358 221200 360	05/24/2021
				Totals for Talbert, Holli	29.95		
170526	05/24/2021	Thompson, Kelly	0 4/11-5/10/21	RVA INTERNET REIMBURSEMENT	70.00	99 E 600 358 221200 360	05/24/2021
				Totals for Thompson, Kelly	70.00		
170527	05/24/2021	Tomkies, Gretchen	0 4/10-5/9/21	RVA INTERNET REIMBURSEMENT	49.99	99 E 600 358 221200 360	05/24/2021
				Totals for Tomkies, Gretchen	49.99		
170528	05/24/2021	Towne, Sara	0 4/13-5/12/21	RVA INTERNET REIMBURSEMENT	55.00	99 E 600 358 221200 360	05/24/2021
				Totals for Towne, Sara	55.00		
170529	05/24/2021	Tran, Bobby	0 4/18-5/17/21	RVA INTERNET REIMBURSEMENT	75.00	99 E 600 358 221200 360	05/24/2021

CHECK #	CHECK DATE	VENDOR	PO INVOICE #	DESCRIPTION	CHECK AMOUNT	ACCOUNT	POST DATE
			NUMBER			NUMBER	
170529	05/24/2021	Tran, Bobby	0 DECEMBER 2020	RVA INTERNET REIMBURSEMENT	74.99	99 E 600 358 221200 360	05/24/2021
170529	05/24/2021	Tran, Bobby	0 FEBRUARY 2021	RVA INTERNET REIMBURSEMENT	74.99	99 E 600 358 221200 360	05/24/2021
170529	05/24/2021	Tran, Bobby	0 JANUARY 2021	RVA INTERNET REIMBURSEMENT	74.99	99 E 600 358 221200 360	05/24/2021
170529	05/24/2021	Tran, Bobby	0 MARCH 2021	RVA INTERNET REIMBURSEMENT	74.99	99 E 600 358 221200 360	05/24/2021
170529	05/24/2021	Tran, Bobby	0 NOVEMBER 2020	RVA INTERNET REIMBURSEMENT	74.99	99 E 600 358 221200 360	05/24/2021
				Totals for Tran, Bobby	449.95		
170530	05/24/2021	Turner, Deanna	0 4/21-5/20/21	RVA INTERNET REIMBURSEMENT	74.99	99 E 600 358 221200 360	05/24/2021
				Totals for Turner, Deanna	74.99		
170531	05/24/2021	Turnley, Elizabeth	0 3/14-4/13/21	RVA INTERNET REIMBURSEMENT	64.99	99 E 600 358 221200 360	05/24/2021
170531	05/24/2021	Turnley, Elizabeth	0 4/14-5/13/21	RVA INTERNET REIMBURSEMENT	64.99	99 E 600 358 221200 360	05/24/2021
				Totals for Turnley, Elizabeth	129.98		
170532	05/24/2021	Urban, Kurt	0 4/20-5/19/21	RVA INTERNET REIMBURSEMENT	74.99	99 E 600 358 221200 360	05/24/2021
				Totals for Urban, Kurt	74.99		
170533	05/24/2021	Van Laanen, Kathryn	0 4/18-5/17/21	RVA INTERNET REIMBURSEMENT	75.00	99 E 600 358 221200 360	05/24/2021
				Totals for Van Laanen, Kathryn	75.00		
170534	05/24/2021	Watkins, Avery	0 4/20-5/19/21	RVA INTERNET REIMBURSEMENT	74.99	99 E 600 358 221200 360	05/24/2021
				Totals for Watkins, Avery	74.99		
170535	05/24/2021	Wegner, Lindsay	0 4/4-5/3/21	RVA INTERNET REIMBURSEMENT	64.99	99 E 600 358 221200 360	05/24/2021
				Totals for Wegner, Lindsay	64.99		
170536	05/24/2021	Weich, Jessica	0 MAY 2021	RVA INTERNET REIMBURSEMENT	64.99	99 E 600 358 221200 360	05/24/2021
				Totals for Weich, Jessica	64.99		
170537	05/24/2021	Wendt, Jeremiah	0 3/15-4/14/21	RVA INTERNET REIMBURSEMENT	59.95	99 E 600 358 221200 360	05/24/2021
				Totals for Wendt, Jeremiah	59.95		
170538	05/24/2021	Wheeler, Elizabeth	0 APRIL 2021	RVA INTERNET REIMBURSEMENT	75.00	99 E 600 358 221200 360	05/24/2021
170538	05/24/2021	Wheeler, Elizabeth	0 MAY 2021	RVA INTERNET REIMBURSEMENT	75.00	99 E 600 358 221200 360	05/24/2021
				Totals for Wheeler, Elizabeth	150.00		
170539	05/24/2021	Wilke, Nicole	0 4/9-5/8/21	RVA INTERNET REIMBURSEMENT	74.99	99 E 600 358 221200 360	05/24/2021
				Totals for Wilke, Nicole	74.99		
170540	05/24/2021	Winchester, Patrick	0 4/16-5/15/21	RVA INTERNET REIMBURSEMENT	64.99	99 E 600 358 221200 360	05/24/2021
				Totals for Winchester, Patrick	64.99		
170541	05/24/2021	Winkel, Scott	0 4/22-5/21/21	RVA INTERNET REIMBURSEMENT	50.95	99 E 600 358 221200 360	05/24/2021
				Totals for Winkel, Scott	50.95		
170542	05/24/2021	Wolosek, Jeffery	0 APRIL 2021	RVA INTERNET REIMBURSEMENT	75.00	99 E 600 358 221200 360	05/24/2021
170542	05/24/2021	Wolosek, Jeffery	0 MAY 2021	RVA INTERNET REIMBURSEMENT	75.00	99 E 600 358 221200 360	05/24/2021
				Totals for Wolosek, Jeffery	150.00		
170543	05/24/2021	Wundrow, Jennifer	0 1/4-2/3/21	RVA INTERNET REIMBURSEMENT	74.99	99 E 600 358 221200 360	05/24/2021
170543	05/24/2021	Wundrow, Jennifer	0 10/4-11/3/20	RVA INTERNET REIMBURSEMENT	69.99	99 E 600 358 221200 360	05/24/2021
170543	05/24/2021	Wundrow, Jennifer	0 11/4-12/3/20	RVA INTERNET REIMBURSEMENT	69.99	99 E 600 358 221200 360	05/24/2021
170543	05/24/2021	Wundrow, Jennifer	0 12/4/20-1/3/21	RVA INTERNET REIMBURSEMENT	74.99	99 E 600 358 221200 360	05/24/2021

CHECK #	CHECK DATE	VENDOR	PO INVOICE #	DESCRIPTION	CHECK AMOUNT	ACCOUNT	POST DATE
			NUMBER			NUMBER	
170543	05/24/2021	Wundrow, Jennifer	0 2/4-3/3/21	RVA INTERNET REIMBURSEMENT	74.99	99 E 600 358 221200 360	05/24/2021
170543	05/24/2021	Wundrow, Jennifer	0 3/4-4/3/21	RVA INTERNET REIMBURSEMENT	74.99	99 E 600 358 221200 360	05/24/2021
170543	05/24/2021	Wundrow, Jennifer	0 4/4-5/3/21	RVA INTERNET REIMBURSEMENT	74.99	99 E 600 358 221200 360	05/24/2021
170543	05/24/2021	Wundrow, Jennifer	0 9/4-10/3/20	RVA INTERNET REIMBURSEMENT	69.99	99 E 600 358 221200 360	05/24/2021
				Totals for Wundrow, Jennifer	584.92		
170544	05/24/2021	Yellow, Elizabeth	0 4/22-5/21/21	RVA INTERNET REIMBURSEMENT	74.99	99 E 600 358 221200 360	05/24/2021
				Totals for Yellow, Elizabeth	74.99		
170545	05/24/2021	Young, Rachel	0 1/14-2/13/21	RVA INTERNET REIMBURSEMENT	74.99	99 E 600 358 221200 360	05/24/2021
170545	05/24/2021	Young, Rachel	0 12/14/20-1/13/21	RVA INTERNET REIMBURSEMENT	74.99	99 E 600 358 221200 360	05/24/2021
170545	05/24/2021	Young, Rachel	0 2/14-3/13/21	RVA INTERNET REIMBURSEMENT	74.99	99 E 600 358 221200 360	05/24/2021
170545	05/24/2021	Young, Rachel	0 3/14-4/13/21	RVA INTERNET REIMBURSEMENT	74.99	99 E 600 358 221200 360	05/24/2021
170545	05/24/2021	Young, Rachel	0 4/14-5/13/21	RVA INTERNET REIMBURSEMENT	74.99	99 E 600 358 221200 360	05/24/2021
				Totals for Young, Rachel	374.95		
170546	05/17/2021	Alexander, Cade	0 5/17/21	SB VS STRATFORD	50.00	10 E 400 310 162000 964	05/17/2021
				Totals for Alexander, Cade	50.00		
170547	05/17/2021	American Red Cross	0 22345241	5 ADULT/PEDTRIATIC 1ST AID/CPR/AED-BL	25.00	80 E 800 940 240000 000	05/17/2021
				Totals for American Red Cross	25.00		
170548	05/17/2021	Barron County Historical Socie	0 5/21/21	MAES GRADE 4 FIELD TRIP	515.00	21 E 100 940 240000 010	05/17/2021
				Totals for Barron County Historical Soci	515.00		
170549	05/17/2021	Barron County Historical Socie	0 5/21/21	SES GRADE 4 FIELD TRIP	180.00	21 E 101 940 240000 110	05/17/2021
				Totals for Barron County Historical Soci	180.00		
170550	05/17/2021	Brandner, Samantha	0 2020/21	MAMS GIRLS ASST TRACK COACH	1,222.00	80 E 200 310 393000 966	05/17/2021
				Totals for Brandner, Samantha	1,222.00		
170551	05/17/2021	CenturyLink	0 222416649	LONG DISTANCE	101.08	10 E 800 355 260000 000	05/17/2021
				Totals for CenturyLink	101.08		
170552	05/17/2021	City Of Medford	0 KEY DEPOSIT	SHELTERS 1 & 2 - MAY 21 (K) / MAY 25 (G4)	50.00	10 E 100 411 110000 000	05/17/2021
				Totals for City Of Medford	50.00		
170553	05/17/2021	Fronk, Marissa	0 2020/21	PURCHASE AWARD	125.00	10 E 800 411 221300 000	05/17/2021
				Totals for Fronk, Marissa	125.00		
170554	05/17/2021	Hartl, Casey	0 2020/21	MAMS G7/8 INTRAMURAL SOFTBALL COACH	1,100.00	80 E 200 310 393000 964	05/17/2021
				Totals for Hartl, Casey	1,100.00		
170555	05/17/2021	Hartl, Ryan	0 5/17/21	SB VS STRATFORD	80.00	10 E 400 310 162000 964	05/17/2021
				Totals for Hartl, Ryan	80.00		
170556	05/17/2021	Kinect Energy Inc	0 30282-41103	MASH-1767.81 / MAMS-726.88	2,494.69	10 E 800 331 253000 000	05/17/2021
				Totals for Kinect Energy Inc	2,494.69		
170557	05/17/2021	Knetter, Paul	0 5/17/21	SB VS STRATFORD	80.00	10 E 400 310 162000 964	05/17/2021

CHECK #	CHECK DATE	VENDOR	PO INVOICE #	DESCRIPTION	CHECK AMOUNT	ACCOUNT	POST DATE
			NUMBER			NUMBER	
				Totals for Knetter, Paul	80.00		
170558	05/17/2021	Loertscher, Brady	0 5/17/21	JV SB VS STRATFORD	50.00	10 E 400 310 162000 964	05/17/2021
				Totals for Loertscher, Brady	50.00		
170559	05/17/2021	Manpower	0 35953987	FITNESS CTR SUPERVISOR	190.45	80 E 400 310 230000 000	05/17/2021
170559	05/17/2021	Manpower	0 35953987	CLC STAFF	887.12	80 E 800 310 240000 740	05/17/2021
				Totals for Manpower	1,077.57		
170561	05/17/2021	Medford Utilities	0 01-000961-10	MAMS STORAGE SHED: 3/31-4/30/21	6.73	10 E 800 336 253000 000	05/17/2021
170561	05/17/2021	Medford Utilities	0 03-000192-04	1055 W BROADWAY: 3/31-4/30/21	192.73	10 E 800 336 253000 000	05/17/2021
170561	05/17/2021	Medford Utilities	0 03-000192-04	1055 W BROADWAY: 3/31-4/30/21	26.40	10 E 800 337 253000 000	05/17/2021
170561	05/17/2021	Medford Utilities	0 03-000192-04	1055 W BROADWAY: 3/31-4/30/21	22.65	10 E 800 338 253000 000	05/17/2021
170561	05/17/2021	Medford Utilities	0 07-001350-00	MASH ELECTRICITY: 3/31-4/30/21	6,688.02	10 E 800 336 253000 000	05/17/2021
170561	05/17/2021	Medford Utilities	0 07-001351-00	MASH SEWER/WATER: 3/31-4/30/21	712.07	10 E 800 337 253000 000	05/17/2021
170561	05/17/2021	Medford Utilities	0 07-001351-00	MASH SEWER/WATER: 3/31-4/30/21	730.21	10 E 800 338 253000 000	05/17/2021
170561	05/17/2021	Medford Utilities	0 07-001352-00	FOOTBALL FIELD: 3/31-4/30/21	48.13	10 E 800 336 253000 000	05/17/2021
170561	05/17/2021	Medford Utilities	0 07-001352-00	FOOTBALL FIELD: 3/31-4/30/21	102.54	10 E 800 337 253000 000	05/17/2021
170561	05/17/2021	Medford Utilities	0 07-001352-00	FOOTBALL FIELD: 3/31-4/30/21	8.17	10 E 800 338 253000 000	05/17/2021
170561	05/17/2021	Medford Utilities	0 07-001353-00	FOOTBALL FIELD: 3/31-4/30/21	76.05	10 E 800 337 253000 000	05/17/2021
170561	05/17/2021	Medford Utilities	0 07-001353-00	FOOTBALL FIELD: 3/31-4/30/21	77.74	10 E 800 338 253000 000	05/17/2021
170561	05/17/2021	Medford Utilities	0 07-001354-00	FOOTBALL FIELD: 3/31-4/30/21	156.91	10 E 800 336 253000 000	05/17/2021
170561	05/17/2021	Medford Utilities	0 07-001354-00	FOOTBALL FIELD: 3/31-4/30/21	20.07	10 E 800 337 253000 000	05/17/2021
170561	05/17/2021	Medford Utilities	0 07-001354-00	FOOTBALL FIELD: 3/31-4/30/21	11.61	10 E 800 338 253000 000	05/17/2021
170561	05/17/2021	Medford Utilities	0 07-001360-00	MAES: 3/31-4/30/21	2,962.54	10 E 800 336 253000 000	05/17/2021
170561	05/17/2021	Medford Utilities	0 07-001360-00	MAES: 3/31-4/30/21	622.14	10 E 800 337 253000 000	05/17/2021
170561	05/17/2021	Medford Utilities	0 07-001360-00	MAES: 3/31-4/30/21	646.31	10 E 800 338 253000 000	05/17/2021
170561	05/17/2021	Medford Utilities	0 07-001740-00	MAMS ELECTRICITY: 3/31-4/30/21	4,173.59	10 E 800 336 253000 000	05/17/2021
170561	05/17/2021	Medford Utilities	0 07-001750-00	MAMS SEWER/WATER: 3/31-4/30/21	371.75	10 E 800 337 253000 000	05/17/2021
170561	05/17/2021	Medford Utilities	0 07-001750-00	MAMS SEWER/WATER: 3/31-4/30/21	373.70	10 E 800 338 253000 000	05/17/2021
170561	05/17/2021	Medford Utilities	0 07-003000-00	DISTRICT OFFICE: 3/31-4/30/21	315.01	10 E 800 336 253000 000	05/17/2021
170561	05/17/2021	Medford Utilities	0 07-003000-00	DISTRICT OFFICE: 3/31-4/30/21	28.69	10 E 800 337 253000 000	05/17/2021
170561	05/17/2021	Medford Utilities	0 07-003000-00	DISTRICT OFFICE: 3/31-4/30/21	26.64	10 E 800 338 253000 000	05/17/2021
				Totals for Medford Utilities	18,400.40		
170562	05/17/2021	Northland Outlet Store Llc	0 33	MASH PROM	27.22	21 E 400 411 120000 622	05/17/2021
				Totals for Northland Outlet Store Llc	27.22		
170563	05/17/2021	Northwestern High School	0 5/20/21	GOLF ENTRY FEE	125.00	10 E 400 940 162000 969	05/17/2021
				Totals for Northwestern High School	125.00		
170564	05/17/2021	Pawlowicz, Bruce	0 2020/21	18 CLOCKS-155 EACH / 1 BELL BASE-20	2,810.00	10 E 800 310 231000 000	05/17/2021
				Totals for Pawlowicz, Bruce	2,810.00		
170565	05/17/2021	rSchool Today	0 58361	TRAINING: REBECCA AMUNDSON	73.36	10 E 400 310 162000 000	05/17/2021

CHECK #	CHECK DATE	VENDOR	PO INVOICE #	DESCRIPTION	CHECK AMOUNT	ACCOUNT	POST DATE
			NUMBER			NUMBER	
				Totals for rSchool Today	73.36		
170566	05/17/2021	Savage, Thomas	0 053	PROFESSIONAL DEVELOPMENT-UNDERSTANDING & SUPPORTING GENDER DIVERSE STUDENTS	1,500.00	10 E 800 310 221300 297	05/17/2021
				Totals for Savage, Thomas	1,500.00		
170567	05/17/2021	Taylor County	0 5/7/21	AED UNIT-RVA, MOSINEE BRANCH	852.00	99 E 600 440 221200 360	05/17/2021
				Totals for Taylor County	852.00		
170568	05/17/2021	TDS Telecom	0 678-2600	SES: 5/10-6/9/21	142.70	10 E 800 355 260000 000	05/17/2021
170568	05/17/2021	TDS Telecom	0 748-2316	MAES: 5/10-6/9/21	238.57	10 E 800 355 260000 000	05/17/2021
170568	05/17/2021	TDS Telecom	0 748-2400	RVA: 5/10-6/9/21	349.30	99 E 600 355 221200 360	05/17/2021
170568	05/17/2021	TDS Telecom	0 748-2516	MAMS: 5/10-6/9/21	229.67	10 E 800 355 260000 000	05/17/2021
170568	05/17/2021	TDS Telecom	0 748-4620	DISTRICT OFFICE: 5/10-6/9/21	379.78	10 E 800 355 260000 000	05/17/2021
170568	05/17/2021	TDS Telecom	0 748-5951	MASH: 5/10-6/9/21	522.92	10 E 800 355 260000 000	05/17/2021
				Totals for TDS Telecom	1,862.94		
170569	05/17/2021	WE Energies	0 0711951130-0000	MAMS: 4/1-5/1/21	528.06	10 E 800 331 253000 000	05/17/2021
170569	05/17/2021	WE Energies	0 0711951130-0000	MASH POOL/THEATER: 4/14-5/12/21	1,324.16	10 E 800 331 253000 000	05/17/2021
170569	05/17/2021	WE Energies	0 0711951130-0000	DISTRICT OFFICE: 4/14-5/12/21	95.76	10 E 800 331 253000 000	05/17/2021
170569	05/17/2021	WE Energies	0 0711951130-0000	MASH STORAGE/VEHICLE/OFFICE: 4/14-5/12/21	77.55	10 E 800 331 253000 000	05/17/2021
170569	05/17/2021	WE Energies	0 0711951130-0000	MASH BOILERS & MAES: 4/1-5/1/21	1,025.89	10 E 800 331 253000 000	05/17/2021
170569	05/17/2021	WE Energies	0 0711951130-0000	1055 W BROADWAY: 4/14-5/12/21	261.15	10 E 800 331 253000 000	05/17/2021
170569	05/17/2021	WE Energies	0 0711951130-0000	STETSONVILLE SCHOOL: 4/13-5/12/21	882.84	10 E 800 331 253000 000	05/17/2021
				Totals for WE Energies	4,195.41		
				Totals for checks	2,293,957.62		

FUND SUMMARY

<u>FUND</u>	<u>DESCRIPTION</u>	<u>BALANCE SHEET</u>	<u>REVENUE</u>	<u>EXPENSE</u>	<u>TOTAL</u>
10	GENERAL FUND	1,388,757.99	125.00	359,316.64	1,748,199.63
21	GIFT FUND	0.00	0.00	12,278.61	12,278.61
27	SPECIAL EDUCATION FUND	135,945.68	0.00	47,162.13	183,107.81
38	Non-Referendum Debt Service	0.00	0.00	45,600.00	45,600.00
50	FOOD SERVICE FUND	5,670.16	0.00	115.00	5,785.16
80	COMMUNITY SERVICE FUND	0.00	0.00	7,508.32	7,508.32
99	OTHER PKG/COOP PROGRAM FUNDS	75,244.63	0.00	216,233.46	291,478.09
***	Fund Summary Totals ***	1,605,618.46	125.00	688,214.16	2,293,957.62

***** End of report *****

MEDFORD AREA PUBLIC SCHOOL DISTRICT
Regular Board of Education Meeting
May 24, 2021

PERSONNEL REPORT

Resignations/Retirement/Termination:

Cathy Venzke/ MASH Junior Class Advisor effective end of 2020-21 school year*
Sara Budimlija/ Executive Assistant-District Administrator effective 7/30/21
Journey Kroening/ MAES Special Education Assistant effective 5/28/21
Stan Slachetka/ MAES 5-Hour Custodian effective 5/17/21

Recommendations:

Keri Cherek/ RVA 12-month Secretary - Mosinee Learning Center
Salary: \$14,690 + Benefits, 2,080 hours, effective 7/1/21

Wendy Raddenbach/ RVA Middle School Teacher
Salary: \$46,000 (2C) + Benefits, 220 contract days, effective 7/1/21

Caleb Nowak/ MAMS Grade 7&8 Social Studies Teacher
Salary: \$39,500 (1A) + Benefits, 181.5 contract days, effective 8/18/21

Jenna Butzke/ RVA Speech Language Pathologist
Salary: \$52,100 (48) + Benefits, 220 contract days, effective 7/1/21

Jessica Murphy/ RVA Occupational Therapist
Salary: \$62,770 + Benefits, 220 contract days, effective 7/1/21

Brooke Zdun/ MAMS/MASH Choir Teacher
Salary: \$40,200 + Benefits, 181.5 contract days, effective 8/18/21

Renee Gaudreau/ RVA Elementary Teacher
Salary: \$58,200 (6A) + Benefits, 220 contract days, effective 7/1/21

Amanda Shadick/ RVA Middle School Teacher
Salary: \$53,200 (4C) + Benefits, 220 contract days, effective 7/1/21

Stephen Reynolds/ MAMS Phy Ed Teacher
Salary: \$39,500 + Benefits, 181.5 contract days, effective 8/18/21

William Klinger/ MASH English Teacher
Salary: \$49,600 + Benefits, 181.5 contract days, effective 8/18/21

Paola Brandner/ RVA Spanish Teacher
Salary: \$51,000 (4A) + Benefits, 220 contract days, effective 7/1/21

Alison Hudak/ Elementary ELL Teacher
Salary: \$48,500 + Benefits, 181.5 contract days, effective 8/18/21

Jaylene Lannet/Administrative Assistant - Accounts Payable
Wage: \$17.14/hour + Benefits, 2,080 hours, effective 6/7/21

Ava Lemke/ MAES Special Education Assistant
Wage: \$12.25/hour + Benefits, 1,746 hours, effective 9/1 /21

Courtney Block/ MAES Special Education Assistant
Wage: \$12.25/hour + Benefits, 1,746 hours, effective 9/1 /21

Debbie Voigt/ SES Special Education Assistant
Wage: \$12.25/hour + Benefits, 1,746 hours, effective 9/1/21

Cassandra Kulibert/ RVA Elementary Teacher
Salary: \$55,700 (58) + Benefits, 220 contract days, effective 7/1/21

Transfers:

Gabe Gelhaus/ MASH Tech Ed Teacher to MAMS Tech Ed Teacher
Morgan Wilson/ MAMS/MASH Spanish Teacher to MASH Spanish Teacher
Jake Bucki/ MASH Math Teacher to MAMS Grade 6 Math Teacher

Practicum Students/ Student Teachers:

Beth van der Berg/ School Psychologist Internship
Tasha Mallak/ School Psychologist Internship
Tate Hedtke/ School Psychologist Internship
Teri Heinzen/ Field Placement-out of district/ May 3 thru Dec 19/ 2 days per week
Hilary Thums/ Guidance Counselor Clinical Internship, part-time spring
Cassie Rudolph/ Student Teaching/ MAES 4th Quarter/ 1st c hristina Laduron
Elizabeth Wilson/ Practicum Student/ SES / Pat Olson & Kathy Schumacher
Kaylen Schreiner/ Student Teaching/ MAMS 4th Quarter/ Carol Wieman
Brittney Riemer/ Student Practicum Observation/ Katie Losiewicz, mid-March-May
Katie StarreW OT Fieldwork Student/ Caroline Radlinger/ March 25-May 14
Michelle Demi/ Social Work Field Placement/ MAMS/ Sept 2021-May 2022, 2 days per week

* This release is contingent upon a suitable replacement being found, and/or upon acceptance of another coaching position.

All recommendations for new hires are contingent upon receipt of satisfactory results of criminal background check, pre-employment drug test, TB tests questionnaire and pre-employment physical.



Medford Area Senior High

1015 West Broadway
Medford, Wisconsin 54451-1311

Phone (715) 748-5951
Fax (715) 748-6438

Jill Lybert, Principal

Andy Guden, Assistant Principal

Ordinary is a Given. Greatness is Achieved.

Dear Mrs. Lybert,

I will be resigning as Junior Class Advisor effective for the 2021/2022 school year. The position has allowed for me to grow in our school community and getting to know students on a different level, however I would like to focus growing in others areas both professionally and personally. I have appreciated the time spent working with the Juniors throughout the last five years. I am completely willing to help transition the next person that will take over the position.

Sincerely,

Cathy Venzke

Sara Budimlija
W2423 Bear Avenue
Rib Lake, WI 54470

4/28/2021

Dear Pat and School Board Members,

After much consideration, I am writing to submit my letter of resignation. My last day will be July 30, 2021. I am grateful to have held this position and truly enjoy my job, but have decided to stay home with my three young children. This was not an easy decision to make, but feel it is what is best for my family.

Thank you for the opportunity to work for the district. I have enjoyed my time here and will miss my coworkers. I am happy to assist in any way I can in finding and training a replacement.

Sincerely,


Sara Budimlija

llctcrk/:
r/7, lzz/





Becky Goodrich <goodrbe@medford.k12.wi.us>

Fwd: resignation letter

1 message

Joseph Greget <gregejo@medford.k12.wi.us>

Mon, May 3, 2021 at 5:22 PM

To: Patrick Sullivan <sullipa@medford.k12.wi.us>, Becky Goodrich <goodrbe@medford.k12.wi.us>, Audra Brooks <brookau@medford.k12.wi.us>

Cc: Dan Miller <milleda@medford.k12.wi.us>

----- Forwarded message -----

From: **Journey Kroening** <kroenjo@medford.k12.wi.us>

Date: Monday, May 3, 2021

Subject: resignation letter

To: Dan Miller <milleda@medford.k12.wi.us>, Joseph Greget <gregejo@medford.k12.wi.us>

My last day will be May 28th 2021. Thankyou for the opportunity and experience.

May 24, 2021

Name
Address
City, State, Zip

Re: Reasonable Assurance of Continued Employment

Dear Name:

For purposes of complying with Wis. Stat. § 108.04(17), the Board of Education (Board) for the Medford Area Public School District (District) sends this letter to you to provide you with reasonable assurance of continued employment with the District in the 2021-2022 school year in a position providing services similar to the services you provided during the 2020-2021 school year and receiving similar wages and benefits.

This letter is not an individual contract for employment or a guarantee of employment in the 2021-2022 school year. Your wages, hours and conditions of employment are governed by any and all policies, including an employee handbook, adopted by the Board. This notice of assurance is subject to the staffing needs/assignments/reduction in force as per the policies, employee handbook, and any changes in state law.

The District requests that if you do not intend to return to employment with the District for the 2021-2022 school year for any reason, that you please contact me at your earliest convenience. This will greatly assist in our efforts to make staffing confirmations and to timely communicate with staff.

Please contact me if you have any questions or concerns.

Sincerely,

A handwritten signature in black ink that reads "Pat Sullivan". The signature is written in a cursive, flowing style.

Pat Sullivan
District Administrator

cc: File

66.03.01 Agreement – Students Open to Achieving Reality (SOAR) 18-21 year old program in the Medford Area Public School District

2021-2022 School Year

Pursuant to Wisconsin Statutes 66.03.01, 120.25, and Department of Public Instruction Chapter PI-14.02, the school districts of Medford, Gilman, Owen Withee, and Colby have agreed to form a consortium for the purpose of providing services to students with an IEP who are between the ages 18-21 years of old and their class has graduated from high school.

Description of the Program (PI-14.02 (b)):

- SOAR program is an opportunity for 18-21 year old students with disabilities who have an IEP that need additional time to work on IEP goals/objectives in the areas of independent/daily living, work/vocational skills, and/or preparatory college skills.
- The Medford Area Public School District personnel will provide assessment, placement, programming, and instruction.
- Resident school districts will remain responsible for the writing and development of their student's Individualized Education Plan with information provided by Medford Area Public School District
- Medford Area Public School District will provide the room space located within the Taylor County Education Center building
- 18-21 year old students will attend school Mondays through Thursdays from approximately 8:30 am to 12:30 pm in the Taylor County Education Center.
- 18-21 year old students will attend work or volunteer sites in the afternoons in their local resident school district community.
- Students will need to complete an application packet and be accepted into the program by the SOAR Advisory Council.
- Resident school district will maintain copies of student's high school diploma until completion of the SOAR program.

Fiscal Agent

- The Medford Area Public School District is the "employer" for purposes of compliance with State Statute 111.70 (teacher's retirement, worker's compensation, and unemployment insurance) for the primary instructor and classroom assistant(s).
- The resident school district will be the "employer" for purposes of compliances with State Statute 111.70 for any job coaches.
- The Medford Area Public School District is the fiscal agent and will establish and maintain records in accordance with the uniform financial accounting system prescribed by the department under s. 115.28 (13); file all required financial reports with the Department of Public Instruction; Upon request of the department, file a copy of the contract and the plan of operation with the department.

- For purposes of transit of aid, in accordance of State Statute 121.76, the Colby, Gilman, and Owen Withee School Districts shall receive a proportional share of state or federal aid for pupils for whom Medford School District received tuition.

Transportation (PI-14.02 (g))

- Each home district is responsible for determining policy and protocol for transportation of students to and from SOAR classroom and work sites

Pupil Membership (PI-14.02 (f))

- The Medford, Colby, Owen Withee, and Gilman School Districts will claim respective attending students as residents and receive the equalization aid for them, subject to the annual reconciliation described in the following section.
- For the purpose of DPI Pupil Count reporting (PI 1563), each district will count their attendees of SOAR as residents in the initial starting Head Count.

Budget Reconciliation (PI-14.02 (f)(h)):

- The Medford Area Public School District will prepare a preliminary budget for SOAR. The participation fee will be invoiced in January 2022, with actual and final reconciliation prior to June 30, 2022.
- A \$7,500 participation fee will be charged to each school in the consortium.
- Costing will be based on a percentage of overall program costs divided by total number of students (after subtraction of participation fees).

Miscellaneous Provisions:

- Each district will name a contact person (Identified Below)
- The 66.03.01 Agreement will be reviewed and renewed annually

Medford Area Public School District

Board President

Board Clerk

Board Approval Date

Patrick Sullivan, District Administrator

124 West State Street

Medford, WI 54451

715-748-4620

Colby School District

Board President

Board Clerk

Board Approval Date

Steve Kolden, District Administrator

P.O. Box 110

705 North 2nd Street

Colby, WI 54421

(715) 223-2301

Gilman School District

Board President

Board Clerk

Board Approval Date

Walter Leipart, District Administrator

325 N 5th Avenue


Gilman, WI 54433

715-447-8211

Owen Withee School District



Board President



Board Clerk

5-10-2021

Board Approval Date

Bob Houts, District Administrator

832 W 3rd Street

Owen, WI 54460

SOAR Funding

2021-22 (Anticipated) - \$161,185

Supervision:	\$5,000
Teacher:	\$90,591
Assistant:	\$49,294
Room Rental:	\$ 8,800
General Supplies/Technology/etc: -	\$ 7,500

Funding Method

Consortium Fee: \$7,500

Estimated cost per student for 21-22 school year: \$21,864

Estimated Student Enrollment for 21-22 School Year:

Colby: 0 Students

Medford: 6 students

Gilman: 1 student

Owen-Withee – 1 student

Estimated Total Costs per School to include Consortium Fee:

Colby: \$7,500

Medford: \$94,957

Gilman: \$29,364

Owen Withee: \$29,364



© RURAL VIRTUAL ACADEMY

624 College St. Room 104 • Medford, WI 54451-1771
Telephone: 1-888-801-2666 • Fax: (715) 748-1211

**66.0301 Affiliated Member Agreement: Shared Virtual Learning Services Between
Rural Virtual Academy (RVA) and Bonduel School District
2021 - 2022**

Pursuant to Wisconsin Statutes 66.0301, 120.25 and Department of Public Instruction Chapter PI-14.02, the Rural Virtual Academy (RVA) and Bonduel School District agree to form a consortium to provide year round virtual learning services to Pre-Kindergarten through Grade 12 students residing in the Bonduel School District for the term of one school year.

Program Description [PI-14.02(b)]:

Upon approval of this agreement, the Rural Virtual Academy will be allowed to enroll pupils from families seeking virtual learning educational options from the Bonduel School District and provide them instructional services in accordance with this contract and RVA's operating policies and procedures.

The RVA will provide the District's designated contact with copies of each student enrollee's academic achievement reports and assessment data.

Students acquiring enough credits for graduation will be granted a diploma from the Bonduel School District meeting all necessary graduation requirements of the Bonduel School District. The Bonduel School District agrees that any additional local graduation requirements not provided by the RVA educational programming will be communicated to the students by Bonduel School District personnel in a timely manner as to not delay the graduation of a student on track to meet all graduation requirements.

The Bonduel School District retains determination and all associated special education and/or related services should they be needed for RVA students. The RVA will not over-cost for special education services as they will remain under the direct control of the Bonduel School District. If an IEP team is created for student of Bonduel School District attending the RVA, then the RVA requests to have a teacher represented on such team.

The Bonduel School District agrees to provide to its RVA parents the option of receiving in-district intervention programming and progress monitoring services to children who are referred for a specific learning disability.

The Bonduel School District agrees to coordinate, schedule, and proctor all required State assessments.

The Bonduel School District agrees to allow its resident RVA students access to regular school programming including but not limited to: academic classes, elective courses, activities, clubs, extra- curriculars, co-curriculars, athletics, etc.

The RVA will provide access to digital learning curriculum and ongoing professional development for blended learning use in classrooms with the Bonduel School District.

Fiscal Agent [PI-14.02(c)1,2,3 (e)]:

The RVA, under the authorization and fiscal oversight of the Medford Area Public School District, will be the fiscal agent. RVA instructors will operate in accordance of Wisconsin statute and follow the RVA's operational policies, salary schedule, take part in staff development, and be supervised by RVA administration. The RVA will account for all employment responsibilities (teacher retirement, worker's compensation, and unemployment insurance).

As fiscal agent, the RVA will establish and maintain records in accordance with the uniform accounting system prescribed by the Department of Public Instruction under §115.28(13); file all required financial reports with the Department of Public Instruction; and, upon request of the Department, file a copy of the contract and the plan of operation with the Department.

Budget Reconciliation [PI-14.02(d)(f)(h)]:

Virtual School Access Fee

The Bonduel School District will be assessed an annual "Virtual School Access Fee" based upon the number of different students enrolled in the RVA over the course of the year. This amount of this fee is not prorated by the number of days of enrollment. This amount is fixed and billed at the end of year reconciliation. Fees are based upon the following table:

RVA Affiliated Virtual School Access Fee	
Based on Per Students Enrolled	
0	\$1,500
1-4	\$3,000
5-9	\$4,500
10-14	\$6,000
15-19	\$7,500
20-24	\$9,000
25-29	\$10,500
30-34	\$12,000
35-39	\$13,500
40+	\$15,000

The Bonduel School District will be assessed at an agreed per pupil amount (tuition). For state aid purposes, pupil membership will be counted by the Bonduel School District. The tuition amount will be prorated to the number of days of enrollment by each participating student. Tuition is determined to be the annual public school open enrollment dollar amount determined by the Department of Public Instruction on an annual basis **less \$2,250** per pupil. Different open enrollment dollar amounts exist for both regular and special education students. This amount is variable and billed at the end of year reconciliation.

The Bonduel School District will be assessed a full **credit of \$5,000 per teacher** per section for shared instructional staff instructing RVA daily live instruction classes. Full and prorated credits will be based upon the following table:

RVA Affiliated Shared Instructional Staff Credit		
Based on Per Teacher Per RVA Students Enrolled		
Teacher	RVA Students	Credit
1	0-4	No Section
1	5-9	\$2,500
1	10-35	\$5,000

The Bonduel School District of may be eligible for a “Learning Center Credit.” To be eligible, an affiliate member district must have an established “learning center” accessible by all full-time RVA students from within the affiliate member district staffed by at least 1 person. The credit will be based off the total number of different full-time students enrolled in the RVA from the affiliate member district at the end of the year.

The Bonduel School District will be assessed credit for staff supporting RVA full-time students, as well as those students accessing digital courses through RVA’s District Connect, in local learning centers. Full and prorated credits will be based upon the following table:

RVA Affiliated & Invested Learning Center Credit								
Based on Per Support Staff FTE Per RVA Total Different Students Enrolled								
Support Staff FTE				RVA Students	Prorated Credit			
0.25	0.5	0.75	1	0	\$0	\$0	\$0	\$0
0.25	0.5	0.75	1	1-10	\$1,250	\$2,500	\$3,750	\$5,000
0.25	0.5	0.75	1	11-20	\$1,875	\$3,750	\$5,625	\$7,500
0.25	0.5	0.75	1	21-35	\$2,500	\$5,000	\$7,500	\$10,000
0.25	0.5	0.75	1	36+	\$3,750	\$7,500	\$11,250	\$15,000

District Connect Access Fee:

Digital Content, Support, & Professional Development Access (optional)

Check whether or not the Bonduel School District will choose this option:

YES NO

The Bonduel School District will be assessed an annual “District Connect Fee” based upon the number of student course enrollments provided by the RVA over the course of the year. This amount is fixed and billed at the end of year reconciliation. Fees are based upon the following table:

RVA Affiliate District Connect Fee	
Based on Total Student Course Enrollments	
0	\$750
10-99	\$1,500
100-249	\$2,000
250-499	\$2,500
500-999	\$3,500
1000+	\$5,000
X (no Access)	\$0.00

The Bonduel School District will be provided access to all the courses available through the Wisconsin eSchool Network (Wisconsin Digital Learning Collaborative) and other curricular contracts held by the RVA. Professional development and ongoing technical support and training will be provided to the Bonduel School District staff by the RVA.

The Bonduel School District will be charged all associated costs for content of digital courses in the same amount the RVA is charged for acquiring those courses from the Wisconsin eSchool Network and other curriculum vendors under contract with the RVA. This amount is fixed at the rate per courses which are “licensed,” “owned,” or “digital access” by the Wisconsin eSchool Network, or other curriculum vendors under contract with the RVA, and billed at the end of year reconciliation.

The Bonduel School District will be charged a per course/ student/ semester “instructional fee” for any classes taken by Bonduel School District students, in RVA teacher directed courses. This cost is variable depending upon type of instructional support needed. This amount is fixed and billed at the end of year reconciliation and is in addition to the cost for course content.

The RVA will prepare a preliminary budget for the virtual learning services with actual and final reconciliation prior to June 30, 2021. In this way, the proration of costs will be made on a basis which is fair and equitable to each participant.

Program Contacts: Charles Heckel, RVA Administrator, Medford Area Public School District, will be the responsible contact person. The designated contact for the Bonduel School District will be Joe Dawidziuk.

Agreement & Approval Renewal [PI-14.02(i)]:

This agreement will be reviewed and may be renewed annually.

Signed:

RVA; School District of Medford

Bonduel School District

Charles J Heckel

Charlie Heckel, RVA Administrator

Dennis Bergelaken

President, Board of Education

Greg P. Boronki

Clerk, Board of Education

President, Board of Education

Clerk, Board of Education

Date: _____

Date: 5/3/21



© RURAL VIRTUAL ACADEMY

624 College St. Room 104 • Medford, WI 54451-1771
Telephone: 1-888-801-2666 • Fax: (715) 748-1211

**66.0301 Affiliated Member Agreement: Shared Virtual Learning Services Between
Rural Virtual Academy (RVA) and Three Lakes School District
2021 - 2022**

Pursuant to Wisconsin Statutes 66.0301, 120.25 and Department of Public Instruction Chapter PI-14.02, the Rural Virtual Academy (RVA) and Three Lakes School District agree to form a consortium to provide year round virtual learning services to Pre-Kindergarten through Grade 12 students residing in the Three Lakes School District for the term of one school year.

Program Description [PI-14.02(b)]:

Upon approval of this agreement, the Rural Virtual Academy will be allowed to enroll pupils from families seeking virtual learning educational options from the Three Lakes School District and provide them instructional services in accordance with this contract and RVA's operating policies and procedures.

The RVA will provide the District's designated contact with copies of each student enrollee's academic achievement reports and assessment data.

Students acquiring enough credits for graduation will be granted a diploma from the Three Lakes School District meeting all necessary graduation requirements of the Three Lakes School District. The Three Lakes School District agrees that any additional local graduation requirements not provided by the RVA educational programming will be communicated to the students by Three Lakes School District personnel in a timely manner as to not delay the graduation of a student on track to meet all graduation requirements.

The Three Lakes School District retains determination and all associated special education and/or related services should they be needed for RVA students. The RVA will not over-cost for special education services as they will remain under the direct control of the Three Lakes School District. If an IEP team is created for student of Three Lakes School District attending the RVA, then the RVA requests to have a teacher represented on such team.

The Three Lakes School District agrees to provide to its RVA parents the option of receiving in-district intervention programming and progress monitoring services to

children who are referred for a specific learning disability.

The Three Lakes School District agrees to coordinate, schedule, and proctor all required State assessments.

The Three Lakes School District agrees to allow its resident RVA students access to regular school programming including but not limited to: academic classes, elective courses, activities, clubs, extra- curriculars, co-curriculars, athletics, etc.

The RVA will provide access to digital learning curriculum and ongoing professional development for blended learning use in classrooms with the Three Lakes School District.

Fiscal Agent [PI-14.02(c)1,2,3 (e)]:

The RVA, under the authorization and fiscal oversight of the Medford Area Public School District, will be the fiscal agent. RVA instructors will operate in accordance of Wisconsin statute and follow the RVA's operational policies, salary schedule, take part in staff development, and be supervised by RVA administration. The RVA will account for all employment responsibilities (teacher retirement, worker's compensation, and unemployment insurance).

As fiscal agent, the RVA will establish and maintain records in accordance with the uniform accounting system prescribed by the Department of Public Instruction under §115.28(13); file all required financial reports with the Department of Public Instruction; and, upon request of the Department, file a copy of the contract and the plan of operation with the Department.

Budget Reconciliation [PI-14.02(d)(f)(h)]:

Virtual School Access Fee

The Three Lakes School District will be assessed an annual “Virtual School Access Fee” based upon the number of different students enrolled in the RVA over the course of the year. This amount of this fee is not prorated by the number of days of enrollment. This amount is fixed and billed at the end of year reconciliation. Fees are based upon the following table:

RVA Affiliated Virtual School Access Fee	
Based on Per Students Enrolled	
0	\$1,500
1-4	\$3,000
5-9	\$4,500
10-14	\$6,000
15-19	\$7,500
20-24	\$9,000
25-29	\$10,500
30-34	\$12,000
35-39	\$13,500
40+	\$15,000

The Three Lakes School District will be assessed at an agreed per pupil amount (tuition). For state aid purposes, pupil membership will be counted by the Three Lakes School District. The tuition amount will be prorated to the number of days of enrollment by each participating student. Tuition is determined to be the annual public school open enrollment dollar amount determined by the Department of Public Instruction on an annual basis **less \$2,250 per pupil**. Different open enrollment dollar amounts exist for both regular and special education students. This amount is variable and billed at the end of year reconciliation.

The Three Lakes School District will be assessed a full **credit of \$5,000 per teacher** per section for shared instructional staff instructing RVA daily live instruction classes. Full and prorated credits will be based upon the following table:

RVA Affiliated Shared Instructional Staff Credit		
Based on Per Teacher Per RVA Students Enrolled		
Teacher	RVA Students	Credit
1	0-4	No Section
1	5-9	\$2,500
1	10-35	\$5,000

The Three Lakes School District of may be eligible for a “Learning Center Credit.” To be eligible, an affiliate member district must have an established “learning center” accessible by all full-time RVA students from within the affiliate member district staffed by at least 1 person. The credit will be based off the total number of different full-time students enrolled in the RVA from the affiliate member district at the end of the year.

The Three Lakes School District will be assessed credit for staff supporting RVA full-time students, as well as those students accessing digital courses through RVA’s District Connect, in local learning centers. Full and prorated credits will be based upon the following table:

RVA Affiliated & Invested Learning Center Credit								
Based on Per Support Staff FTE Per RVA Total Different Students Enrolled								
Support Staff FTE				RVA Students	Prorated Credit			
0.25	0.5	0.75	1	0	\$0	\$0	\$0	\$0
0.25	0.5	0.75	1	1-10	\$1,250	\$2,500	\$3,750	\$5,000
0.25	0.5	0.75	1	11-20	\$1,875	\$3,750	\$5,625	\$7,500
0.25	0.5	0.75	1	21-35	\$2,500	\$5,000	\$7,500	\$10,000
0.25	0.5	0.75	1	36+	\$3,750	\$7,500	\$11,250	\$15,000

District Connect Access Fee:

Digital Content, Support, & Professional Development Access (optional)

Check whether or not the Three Lakes School District will choose this option:

YES NO

The Three Lakes School District will be assessed an annual “District Connect Fee” based upon the number of student course enrollments provided by the RVA over the course of the year. This amount is fixed and billed at the end of year reconciliation. Fees are based upon the following table:

RVA Affiliate District Connect Fee	
Based on Total Student Course Enrollments	
0	\$750
10-99	\$1,500
100-249	\$2,000
250-499	\$2,500
500-999	\$3,500
1000+	\$5,000
X (no Access)	\$0.00

The Three Lakes School District will be provided access to all the courses available through the Wisconsin eSchool Network (Wisconsin Digital Learning Collaborative) and other curricular contracts held by the RVA. Professional development and ongoing technical support and training will be provided to the Three Lakes School District staff by the RVA.

The Three Lakes School District will be charged all associated costs for content of digital courses in the same amount the RVA is charged for acquiring those courses from the Wisconsin eSchool Network and other curriculum vendors under contract with the RVA. This amount is fixed at the rate per courses which are “licensed,” “owned,” or “digital access” by the Wisconsin eSchool Network, or other curriculum vendors under contract with the RVA, and billed at the end of year reconciliation.

The Three Lakes School District will be charged a per course/ student/ semester “instructional fee” for any classes taken by Three Lakes School District students, in RVA teacher directed courses. This cost is variable depending upon type of instructional support needed. This amount is fixed and billed at the end of year reconciliation and is in addition to the cost for course content.

The RVA will prepare a preliminary budget for the virtual learning services with actual and final reconciliation prior to June 30, 2021. In this way, the proration of costs will be

made on a basis which is fair and equitable to each participant.

Program Contacts: Charles Heckel, RVA Administrator, Medford Area Public School District, will be the responsible contact person. The designated contact for the Three Lakes School District will be Ryan Beck.


Agreement & Approval Renewal [PI-14.02(i)]:

This agreement will be reviewed and may be renewed annually.

Signed:

RVA; School District of Medford

Three Lakes School District



Charlie Heckel, RVA Administrator



President, Board of Education

President, Board of Education



Clerk, Board of Education

Clerk, Board of Education

Date: _____

Date: 4-17-21

Budget Development Calendar

1. Tentative Board Calendar

Monday, February 15	Proposed Budget Process to Board
Tuesday, February 16	Budget Materials to identified staff
Thursday, March 11	Non-instructional budgets submitted to district office
Thursday, March 11– Friday, March 19	District Office review of non-instructional budgets
Monday, March 22	Board review of non-instructional budgets
Friday, April 16	Instructional budgets submitted to district office
Friday, April 16 – Friday, April 23	District office review of instructional budgets
Monday, April 26	Board review of instructional budgets
May Board Meeting	Board review of revenue and other funds budgets Revenues and expenditures summarized, tax levy estimated Date of annual meeting set
Monday, June 21	Budget modifications considered and budget adopted by Board
TBD	Annual Meeting

10

3409 - Medford Area
Sce/Obj Description

		Historical Data		Current Year		Budget Year	
		Actual	% Δ	Budget	% Δ	Budget	% Δ
		2019 - 2020		2020 - 2021		2021 - 2022	
		2020		2021		2022	
R	Revenues						
100	100 Source adjustments					\$0	
1--	Total Transfers In	\$0		\$0		\$0	
211	Property Tax	\$5,784,433	-9.29%	\$6,293,838	8.81%	\$5,358,978	-14.85%
212	Levy for Personal Property Tax Chargebacks	\$0		\$0		\$0	
213	Mobile Home Tax/Fees	\$20,619	-2.81%	\$20,000	-3.00%	\$17,030	-14.85%
240	Payments for Services	\$10,010	-19.21%	\$13,000	29.87%	\$13,000	0.00%
264	Non-Capital Surplus Property Sale	\$18,122	962.02%	\$10,000	-44.82%	\$13,000	30.00%
269		\$0		\$0		\$0	0.00%
271	School Co-Curricular Admissions	\$37,571	62.66%	\$30,000	-20.15%	\$30,000	0.00%
279	Other School Activity Income	\$23,740	-36.90%	\$36,000	51.64%	\$22,000	-38.89%
280	Earnings on Investments	\$8,554	-6.50%	\$10,000	16.90%	\$5,000	-50.00%
291	Gifts, fundraising, contributions and development	\$34,504	6800.74%	\$21,400	-37.98%	\$21,400	0.00%
292	Student Fees	\$5,258	75.27%	\$0	-100.00%	\$0	0.00%
293	Rentals	\$1,303	-58.12%	\$1,500	15.16%	\$1,500	0.00%
297	Student Fines	\$107		\$500	367.29%	\$500	0.00%
299		\$362	-96.61%	\$10,000	2664.42%	\$1,000	0.00%
200	200 Source adjustments					\$0	
2--	Total Local	\$5,944,583	-8.54%	\$6,446,238	8.44%	\$5,483,408	-14.94%
340	Payments for Services	\$5,500	46.67%	\$0	-100.00%	\$0	0.00%
341	Contracted Instruction/Base Cost Tuition--Non-OE	\$0		\$0		\$0	0.00%
343	Charges for Co-curricular Activities to WI School District	\$1,600		\$0	-100.00%	\$0	0.00%
345	General Base Cost Tuition--Open Enrollment	\$5,395,593	17.63%	\$7,667,347	42.10%	\$8,821,163	15.05%
300	300 Source adjustments					\$0	
3--	Total Interdistrict Payments in Wisconsin	\$5,402,693	17.69%	\$7,667,347	41.92%	\$8,821,163	15.05%
400	400 Source adjustments					\$0	
4--	Total Interdistrict Payments Outside WI	\$0		\$0		\$0	
515	Non-SPED State Aid Transited through CESAs/Int. sources	\$0		\$0		\$0	0.00%
517	Federal Aids Transited through CESAs/Int. sources	\$2,230	41.29%	\$2,230	0.02%	\$0	-100.00%
581	Medicaid Transits from CESAs	\$11,575	-79.39%	\$60,000	418.37%	\$0	-100.00%
500	500 Source adjustments					\$0	
5--	Total Intermediate Sources	\$13,804	-76.09%	\$62,230	350.80%	\$0	-100.00%
612	Transportation State Aid	\$136,170	5.56%	\$115,000	-15.55%	\$122,000	6.09%
613	Library (Common School Fund) Aid	\$108,935	22.69%	\$90,000	-17.38%	\$90,000	0.00%
615	Integration Aid (Resident)	\$0		\$0		\$0	
616	Integration Aid (Non-Resident)	\$0		\$0		\$0	
619	Other State Categorical Aid	\$34,960	24.02%	\$0	-100.00%	\$0	0.00%
621	Equalization Aid	\$14,552,401	9.72%	\$14,923,055	2.55%	\$15,811,920	5.96%
623	Special Adjustment Aid	\$0		\$0		\$0	
628	High Poverty Aid	\$0		\$0		\$0	
630	State Special Project Grants	\$114,591	38.92%	\$94,368	-17.65%	\$94,368	0.00%
650	State "SAGE"/"AGR" Aid	\$0		\$0		\$0	
660	State Revenue Through Local Governments	\$0		\$0		\$0	0.00%
690	Other Revenue from State Sources	\$130	-99.36%	\$5,000	3746.15%	\$0	0.00%
691	State Tax Exempt Computer Aid and Personal Property	\$161,128	-9.89%	\$143,440	-10.98%	\$143,440	0.00%
695	Per Pupil Categorical Aid	\$1,567,104	13.40%	\$1,550,780	\$742	\$1,539,650	\$742
699	Other State Revenue	\$114,304	4.63%	\$0	-100.00%	\$0	0.00%
600	600 Source adjustments					-\$75,000	
6--	Total Revenue from State Sources	\$16,789,722	9.87%	\$16,921,643	0.79%	\$17,726,378	4.76%
713	Federal Vocational Education Aid Through DPI	\$21,687	-1.51%	\$19,000	-12.39%	\$17,176	-9.60%
730	Federal Special Projects Aid Transited Through DPI	\$193,218	39.99%	\$470,011	143.25%	\$166,950	-64.48%
751	ESEA Title I	\$374,962	4.96%	\$348,000	-7.19%	\$330,000	-5.17%
780	Federal Aid Received through State Agencies - not DPI	\$18,632		\$18,000	-3.39%	\$78,000	333.33%
790	Other Revenue from Federal Sources	\$0		\$0		\$0	
700	700 Source adjustments					\$0	
7--	Federal Sources	\$608,500	17.63%	\$855,011	40.51%	\$592,126	-30.75%

10

3409 - Medford Area

Sce/Obj	Description	Historical Data		Current Year		Budget Year	
		2019 - 2020		2020 - 2021		2021 - 2022	
		2020	% Δ	2021	% Δ	2022	% Δ
850	Reorganization Settlement	\$0		\$0		\$0	0.00%
860	Compensation for Sale or Loss of Fixed Assets	\$2,050		\$4,000	95.12%	\$2,000	-50.00%
861	Equipment and Vehicle Sales	\$4,878	380.60%	\$0	-100.00%	\$0	0.00%
873	Long-Term Loans	\$0		\$0		\$0	0.00%
874	State Trust Fund Loans	\$0		\$0		\$0	0.00%
800	800 Source adjustments					\$0	
8--	Total Financing Sources	\$6,928	582.57%	\$4,000	-42.26%	\$2,000	-50.00%
964	Insurance Claims and Reimbursements	\$0	-100.00%	\$0		\$0	0.00%
971	Refund of Prior Year Expense	\$85,361	46.08%	\$45,000	-47.28%	\$45,000	0.00%
972	Property Tax and Equalization Aid Refund	\$0	-100.00%	\$0		\$0	0.00%
990	Other Miscellaneous Revenues	\$789	3057.56%	\$0	-100.00%	\$0	0.00%
900	900 Source adjustments					\$0	
9--	Total Miscellaneous Revenues	\$86,150	-6.97%	\$45,000	-47.77%	\$45,000	0.00%
Total Revenues		\$28,852,381	6.70%	\$32,001,469	10.91%	\$32,670,075	2.09%

10
3409 - Medford Area

Sce/Obj	Description	Historical Data		Current Year		Budget Year	
		2019 - 2020		2020 - 2021		2021 - 2022	
		2020	% Δ	2021	% Δ	2022	% Δ
E Expenditures							
110	CERTIFIED STAFF	\$9,520,940	3.91%	\$9,599,324	0.82%	\$9,858,506	2.70%
120	CLERICAL WAGES	\$535,499	0.13%	\$535,202	-0.06%	\$543,230	1.50%
130	ASSISTANT WAGES	\$405,909	-15.17%	\$450,133	10.90%	\$462,287	2.70%
140	STUDENT WAGES	\$35,512	-50.77%	\$65,000	83.04%	\$65,000	0.00%
150	CHAPERONE/SUPERVISION	\$28,250	150.48%	\$1,500	-94.69%	\$1,500	0.00%
160	SUBSTITUTES	\$157,630	-38.14%	\$225,000	42.74%	\$225,000	0.00%
		\$0		\$0		\$0	0.00%
		\$0		\$0		\$0	0.00%
		\$0		\$0		\$0	0.00%
		\$0		\$0		\$0	0.00%
		\$0		\$0		\$0	0.00%
100	100 Object Adjustments					-\$160,000	
1--	Total Salaries	\$10,683,740	1.61%	\$10,876,160	1.80%	\$10,995,523	1.10%
210	Retirement	\$21,000	16.67%	\$24,000	14.29%	\$24,672	2.80%
211	Employee's Share Paid by Employer	\$0	-100.00%	\$0		\$0	0.00%
212	Employer's Share	\$687,444	5.02%	\$711,925	3.56%	\$728,299	2.30%
218	Contribution to Employee Benefit Trust	\$105,369	144.92%	\$131,591	24.89%	\$150,000	0.00%
218	IMPLICIT RATE SUBSIDY					\$60,000	
219	Other Employee Benefits/NEW RETIREMENT PLAN	\$0		\$40,000		\$40,000	0.00%
220	Social Security	\$636,806	1.08%	\$661,539	3.88%	\$681,385	3.00%
229	Other	\$149,140	1.71%	\$152,150	2.02%	\$152,150	0.00%
243	Dental	\$197,901	-4.68%	\$222,345	12.35%	\$222,345	0.00%
244	HMO	\$2,768,144	8.15%	\$3,156,009	14.01%	\$3,213,810	5.00%
249	Other Health Coverage	\$415,138	-4.85%	\$390,214	-6.00%	\$409,725	5.00%
251	Income Protection	\$34,666	6.62%	\$36,265	4.61%	\$37,280	2.80%
291	College Credit Reimbursement	\$16,787	-13.93%	\$30,000	78.71%	\$25,000	0.00%
200	200 Object Adjustments					\$0	
2--	Total Employee Benefits	\$5,032,394	5.99%	\$5,556,039	10.41%	\$5,744,667	3.40%
310	Personal Services	\$273,741	20.81%	\$250,900	-8.34%	\$250,900	0.00%
320		\$8,210	-99.36%	\$21,323	159.72%	\$21,323	0.00%
321	Technology Related Repairs and Maintenance	\$21,653	678.61%	\$25,479	17.67%	\$25,479	0.00%
322	Rentals of Computers and Related Equipment	\$50,646		\$57,800	14.12%	\$57,800	0.00%
324	Non-Technology Related Repairs and Maintenance	\$821,740	3534.24%	\$578,444	-29.61%	\$578,444	0.00%
325	Vehicle and Equipment Rental	\$4,254	-26.83%	\$0	-100.00%	\$0	0.00%
326	Site Rental	\$0	-100.00%	\$0		\$0	0.00%
327	Construction Services	\$5,646	-35.30%	\$126,300	2136.98%	\$126,300	0.00%
328	Building Rental	\$34,600	394.29%	\$36,000	4.05%	\$36,000	0.00%

10

3409 - Medford Area

Sce/Obj	Description	Historical Data		Current Year		Budget Year	
		Actual		Budget		Budget	
		2019 - 2020	% Δ	2020 - 2021	% Δ	2021 - 2022	% Δ
		2020		2021		2022	
329	Cleaning Services	\$7,260	243.03%	\$75,250	936.50%	\$75,250	0.00%
331	Gas for Heat	\$72,925	-23.77%	\$114,000	56.32%	\$114,000	0.00%
336	Electricity for Other Than Heat	\$175,405	-10.64%	\$202,750	15.59%	\$202,750	0.00%
337	Water	\$20,414	-6.32%	\$22,000	7.77%	\$22,000	0.00%
338	Sewerage	\$25,267	-9.74%	\$27,000	6.86%	\$27,000	0.00%
341	Pupil Transportation	\$928,109	-14.24%	\$1,229,896	32.52%	\$1,279,092	4.00%
342	Employee Travel	\$24,215	-56.66%	\$58,870	143.11%	\$58,870	0.00%
343	Contracted Service Travel	\$0	-100.00%	\$0		\$0	0.00%
345	Pupil Lodging and Meals	\$1,575		\$0	-100.00%	\$0	0.00%
348	Vehicle Fuel	-\$1,054	-108.69%	\$10,250	-1072.13%	\$10,250	0.00%
351	Advertising	\$16,643	-25.36%	\$20,650	24.08%	\$20,650	0.00%
353	Postage	\$26,222	7.62%	\$25,600	-2.37%	\$25,600	0.00%
355	Telephone	\$52,264	-19.52%	\$61,880	18.40%	\$61,880	0.00%
358	On-line communications	\$20,133	-80.89%	\$22,000	9.27%	\$22,000	0.00%
360	Technology and Software Services	\$256,276	4792.65%	\$236,224	-7.82%	\$236,224	0.00%
362		\$0	-100.00%	\$0		\$0	0.00%
382	Payment to a WI School District - OE (Function 435000)	\$363,489	5.75%	\$370,000	1.79%	\$382,950	3.50%
382	Payment to a WI School District - NON OE	\$0		\$0		\$0	0.00%
386	Payment to CESA (Services only)	\$21,528	-18.31%	\$13,085	-39.22%	\$13,085	0.00%
387	Payment to State - NON VOUCHER	\$0		\$0		\$0	0.00%
387	Payment to State - VOUCHER (Function 438000)	\$184,297	46.84%	\$280,292	52.09%	\$344,338	22.85%
387	Payment to State - ICS (Function 439000)	\$0		\$0	\$9,165	\$0	\$9,165
389	Payment to WTCS District	\$7,723	62.33%	\$5,000	-35.26%	\$5,000	0.00%
300	Underspend Budget			-\$250,000		\$0	-100.00%
3--	Total Purchased Services	\$3,423,181	-10.09%	\$3,620,993	5.78%	\$3,997,185	10.39%
411	General Supplies	\$513,869	5.92%	\$731,675	42.39%	\$691,675	0.00%
415	Food	\$314		\$0	-100.00%	\$0	0.00%
417	Paper	\$25,836	-1.25%	\$27,000	4.51%	\$27,000	0.00%
420	Apparel	\$19,906	1.63%	\$25,035	25.77%	\$25,035	0.00%
431	Audiovisual	\$2,271	-46.02%	\$3,000	32.08%	\$3,000	0.00%
432	Library Books	\$43,388	-14.44%	\$51,049	17.66%	\$51,049	0.00%
433	Newspapers	\$795	20.54%	\$647	-18.64%	\$647	0.00%
434	Periodicals	\$3,770	5.91%	\$3,000	-20.43%	\$3,000	0.00%
435	Computer Software Programs	\$0	-100.00%	\$5,810		\$5,810	0.00%
439	Other Media	\$23,687	39.68%	\$22,234	-6.13%	\$22,234	0.00%
440	Non-Capital Equipment	\$128,057	-40.36%	\$80,206	-37.37%	\$80,206	0.00%
460	Equipment Components	\$10,003	-42.36%	\$2,000	-80.01%	\$2,000	0.00%
470	Textbooks & Workbooks	\$99,777	-12.25%	\$56,603	-43.27%	\$56,603	0.00%
480	Non-Capital Technology	\$293,907	128.52%	\$371,399	26.37%	\$371,399	0.00%
483		\$0	-100.00%	\$1,750		\$1,750	0.00%
490	Other Non-Capital Items	\$2,004	76.95%	\$2,500	24.75%	\$2,500	0.00%
400	400 Object Adjustments -ESSER Funds					-\$305,000	
4--	Total Non-Capital Objects	\$1,167,584	2.92%	\$1,383,908	18.53%	\$1,038,908	-24.93%
511	Site Purchase	\$0	-100.00%	\$0		\$0	0.00%
521	Site Improvements Addition	\$14,000		\$0	-100.00%	\$0	0.00%
531	Building Acquisition	\$0		\$0		\$0	0.00%
537		\$0	-100.00%	\$0		\$0	0.00%
551	Equipment/Vehicles—Not Depreciated	\$85,044	-58.50%	\$37,050	-56.43%	\$37,050	0.00%
553	Equipment/Vehicles—Individually Depreciated	\$28,568		\$0	-100.00%	\$0	0.00%
561	Equipment/Vehicles—Replacement—Not Depreciated	\$2,187	-82.32%	\$0	-100.00%	\$0	0.00%
563	Equipment/Vehicles -- Replacement—Ind. Depreciated	\$7,623	-89.72%	\$1,200	-84.26%	\$1,200	0.00%
571		\$270	-97.47%	\$1,300	381.48%	\$1,300	0.00%
572	Vehicle Rental	\$0		\$0		\$0	0.00%
581	Technology Related Hardware	\$46,104	523.11%	\$18,550	-59.76%	\$18,550	0.00%
582	Technology Software	\$4,735		\$0	-100.00%	\$0	0.00%
590		\$0		\$0		\$0	0.00%
500	500 Object Adjustments					\$0	
5--	Total Capital Objects	\$188,530	-45.31%	\$58,100	-69.18%	\$58,100	0.00%
682	Temporary Note Interest	\$57,785	86.65%	\$40,000	-30.78%	\$40,000	0.00%
600	600 Object Adjustments					\$0	
6--	Total Debt Retirement	\$57,785	86.65%	\$40,000	-30.78%	\$40,000	0.00%

10

3409 - Medford Area
Sce/Obj Description

		Historical Data		Current Year		Budget Year	
		Actual		Budget		Budget	
		2019 - 2020		2020 - 2021		2021 - 2022	
		2020	% Δ	2021	% Δ	2022	% Δ
711	District Liability Insurance	\$52,654	-6.60%	\$55,000	4.46%	\$117,750	5.00%
712	District Property Insurance	\$50,697	9.20%	\$52,000	2.57%	\$54,600	5.00%
713	Worker's Compensation	\$126,131	40.75%	\$103,500	-17.94%	\$108,675	5.00%
714	Fidelity Bond Premiums	\$2,000	-42.48%	\$1,800	-10.00%	\$1,800	0.00%
730	Unemployment Compensation	\$8,005	57.60%	\$8,000	-0.06%	\$8,000	0.00%
700	700 Object Adjustments					\$0	
7--	Total Insurance and Judgments	\$239,487	19.17%	\$220,300	-8.01%	\$290,825	32.01%
827	Special Education Fund	\$3,877,766	16.09%	\$3,015,146	-22.25%	\$2,953,465	-2.05%
827	RVA			\$775,043		\$1,775,003	129.02%
838	Non-referendum Debt Fund	\$45,600	100.00%	\$0	-100.00%	\$0	0.00%
839	Referendum Debt Fund	\$0		\$0		\$0	0.00%
846	Other Capital Projects Fund	\$5,000		\$15,000	200.00%	\$15,000	0.00%
850	Food Service	\$0		\$0		\$0	
899	Transfer to Alt School			\$178,965		\$200,000	11.75%
899	Transfer to RVA Fund 99	\$4,035,013	22.28%	\$5,939,380	47.20%	\$5,982,597	0.00%
800	800 Object Adjustments						0.00%
8--	Total Transfers	\$7,963,379	19.52%	\$9,923,534	24.61%	\$10,926,065	10.10%
935	State Grants Transited to Others	\$696		\$0	-100.00%	\$0	0.00%
940	Dues and Fees	\$62,722	11.25%	\$72,435	15.49%	\$65,192	-10.00%
941	District Dues/Fees	\$110		\$0	-100.00%	\$0	0.00%
950	Reorganization Settlement paid to others	\$0		\$0		\$0	0.00%
972	Property Tax Chargeback and Equalization Aid Payment	\$180	-70.67%	\$0	-100.00%	\$0	0.00%
900	900 Object Adjustments					\$0	
9--	Total Other Objects	\$63,707	11.79%	\$72,435	13.70%	\$65,192	-10.00%
Total Expenditures		\$28,819,786	4.80%	\$31,751,469	10.17%	\$33,156,464	4.42%
Surplus/Deficit		\$32,595		\$250,000		-\$486,389	

											2021-22		
Fd T Loc Obj Func Prj	Fd T Loc Obj Func Prj							CLC					
80	E	100	110	240000	740	BUILDING ADMINISTRATION/CERTIFIED SALARI		3,000.00					
									<u>Bdgt Year</u>	<u>Bdgt Type</u>	<u>Budget Detail Description</u>	<u>Amount</u>	
									2021-2022	CLC	WAGES FOR CLC WORKERS	3,000.00	
80	E	101	110	240000	740	BUILDING ADMINISTRATION/CERTIFIED SALARI		8,000.00					
									<u>Bdgt Year</u>	<u>Bdgt Type</u>	<u>Budget Detail Description</u>	<u>Amount</u>	
									2021-2022	CLC	WAGES FOR CLC WORKERS	8,000.00	
80	E	200	110	240000	740	BUILDING ADMINISTRATION/CERTIFIED SALARI		3,200.00					
									<u>Bdgt Year</u>	<u>Bdgt Type</u>	<u>Budget Detail Description</u>	<u>Amount</u>	
									2021-2022	CLC	WAGES FOR CLC WORKERS	3,200.00	
80	E	800	110	240000	740	BUILDING ADMINISTRATION/CERTIFIED SALARI		2,000.00					
									<u>Bdgt Year</u>	<u>Bdgt Type</u>	<u>Budget Detail Description</u>	<u>Amount</u>	
									2021-2022	CLC	MSDA SALARY	2,000.00	
80	E	800	130	240000	740	BUILDING ADMINISTRATION/ASSISTANT SALARI		16,000.00					
									<u>Bdgt Year</u>	<u>Bdgt Type</u>	<u>Budget Detail Description</u>	<u>Amount</u>	
									2021-2022	CLC	DIRECTOR SALARY FOR CLC	16,000.00	
80	E	800	140	240000	740	BUILDING ADMINISTRATION/STUDENT SALARIES		23,500.00					
									<u>Bdgt Year</u>	<u>Bdgt Type</u>	<u>Budget Detail Description</u>	<u>Amount</u>	
									2021-2022	CLC	CLC STUDENT STAFF	23,500.00	
80	E	---	1--	240000	---			55,700.00					
80	E	100	212	240000	740	BUILDING ADMINISTRATION/RETIREMENT - EMP		300.00					
									<u>Bdgt Year</u>	<u>Bdgt Type</u>	<u>Budget Detail Description</u>	<u>Amount</u>	
									2021-2022	CLC	WRS	300.00	
80	E	101	212	240000	740	BUILDING ADMINISTRATION/RETIREMENT - EMP		150.00					
									<u>Bdgt Year</u>	<u>Bdgt Type</u>	<u>Budget Detail Description</u>	<u>Amount</u>	
									2021-2022	CLC	WRS	150.00	
80	E	200	212	240000	740	BUILDING ADMINISTRATION/RETIREMENT - EMP		175.00					
									<u>Bdgt Year</u>	<u>Bdgt Type</u>	<u>Budget Detail Description</u>	<u>Amount</u>	
									2021-2022	CLC	WRS	175.00	
80	E	800	212	240000	740	BUILDING ADMINISTRATION/RETIREMENT - EMP		1,200.00					
									<u>Bdgt Year</u>	<u>Bdgt Type</u>	<u>Budget Detail Description</u>	<u>Amount</u>	
									2021-2022	CLC	WRS	1,200.00	
80	E	100	220	240000	740	BUILDING ADMINISTRATION/SOCIAL SECURITY/		400.00					
									<u>Bdgt Year</u>	<u>Bdgt Type</u>	<u>Budget Detail Description</u>	<u>Amount</u>	
									2021-2022	CLC	SOCIAL SECURITY	400.00	
80	E	101	220	240000	740	BUILDING ADMINISTRATION/SOCIAL SECURITY/		600.00					
									<u>Bdgt Year</u>	<u>Bdgt Type</u>	<u>Budget Detail Description</u>	<u>Amount</u>	
									2021-2022	CLC	SOCIAL SECURITY	600.00	
80	E	200	220	240000	740	BUILDING ADMINISTRATION/SOCIAL SECURITY/		175.00					
									<u>Bdgt Year</u>	<u>Bdgt Type</u>	<u>Budget Detail Description</u>	<u>Amount</u>	
									2021-2022	CLC	SOCIAL SECURITY	175.00	
80	E	800	220	240000	740	BUILDING ADMINISTRATION/SOCIAL SECURITY/		1,000.00					
									<u>Bdgt Year</u>	<u>Bdgt Type</u>	<u>Budget Detail Description</u>	<u>Amount</u>	
									2021-2022	CLC	SOCIAL SECURITY	1,000.00	
80	E	100	229	240000	740	BUILDING ADMINISTRATION/MEDICARE/AFTER S		75.00					
									<u>Bdgt Year</u>	<u>Bdgt Type</u>	<u>Budget Detail Description</u>	<u>Amount</u>	
									2021-2022	CLC	MEDICARE	75.00	
80	E	101	229	240000	740	BUILDING ADMINISTRATION/MEDICARE/AFTER S		150.00					
									<u>Bdgt Year</u>	<u>Bdgt Type</u>	<u>Budget Detail Description</u>	<u>Amount</u>	
									2021-2022	CLC	MEDICARE	150.00	
80	E	200	229	240000	740	BUILDING ADMINISTRATION/MEDICARE/AFTER S		50.00					
									<u>Bdgt Year</u>	<u>Bdgt Type</u>	<u>Budget Detail Description</u>	<u>Amount</u>	
									2021-2022	CLC	MEDICARE	50.00	
80	E	800	229	240000	740	BUILDING ADMINISTRATION/MEDICARE/AFTER S		25.00					
									<u>Bdgt Year</u>	<u>Bdgt Type</u>	<u>Budget Detail Description</u>	<u>Amount</u>	
									2021-2022	CLC	MEDICARE	25.00	
80	E	800	243	240000	740	BUILDING ADMINISTRATION/DENTAL INSURANCE		800.00					

										2021-22			
Fd	T	Loc	Obj	Func	Prj	Fd	T	Loc	Obj	Func	Prj	CLC	
80	E	800	243	240000	740	(continued)							
80	E	800	243	240000	740	(continued)							
													<u>Amount</u>
													800.00
80	E	800	244	240000	740	BUILDING ADMINISTRATION/HEALTH INSURANCE						9,000.00	
													<u>Amount</u>
													9,000.00
80	E	800	249	240000	740	BUILDING ADMINISTRATION/HSA BENEFIT/AFTE						2,000.00	
													<u>Amount</u>
													2,000.00
80	E	---	2--	240000	---							16,100.00	
80	E	800	310	240000	740	BUILDING ADMINISTRATION/PERSONAL SERVICE						25,000.00	
													<u>Amount</u>
													25,000.00
80	E	800	322	240000	740	BUILDING ADMINISTRATION/COMPUTERS & RELA						5,000.00	
													<u>Amount</u>
													5,000.00
80	E	---	3--	240000	---							30,000.00	
80	E	800	411	240000	740	BUILDING ADMINISTRATION/GENERAL SUPPLIES						5,000.00	
													<u>Amount</u>
													5,000.00
80	E	---	4--	240000	---							5,000.00	
80	E	---	---	240000	---							106,800.00	
Grand Expense Totals											106,800.00		

Number of Accounts: 24

***** End of report *****

Fd	T	Loc	Obj	Func	Prj	Obj	2018-19	2019-20	2019-20	2020-21	2020-21	2021-22
							ACTUAL	ACTUAL	EXPENDED	BUDGET	EXPENDED	BUDGET
110000 UNDIFFERENTIATED CURRICULUM												
80	E	800	411	110000	740	GENERAL SUPPLIES	0.00	1,216.05	1,216.05	0.00	124.50	0.00
80	E	800	---	110000	---	*DISTRICT WIDE	0.00	1,216.05	1,216.05	0.00	124.50	0.00
80	E	---	---	110000	---	*UNDIFFERENTIATED CURRICULUM	0.00	1,216.05	1,216.05	0.00	124.50	0.00
139000 OTHER VOCATIONAL CURRICULUM												
80	E	800	411	139000	740	GENERAL SUPPLIES	0.00	165.25	165.25	0.00	0.00	0.00
80	E	800	---	139000	---	*DISTRICT WIDE	0.00	165.25	165.25	0.00	0.00	0.00
80	E	---	---	139000	---	*OTHER VOCATIONAL CURRICULUM	0.00	165.25	165.25	0.00	0.00	0.00
240000 BUILDING ADMINISTRATION												
80	E	800	411	240000	740	GENERAL SUPPLIES	3,897.86	416.66	356.24	5,000.00	3,154.05	0.00
80	E	800	---	240000	---	*DISTRICT WIDE	3,897.86	416.66	356.24	5,000.00	3,154.05	0.00
80	E	---	---	240000	---	*BUILDING ADMINISTRATION	3,897.86	416.66	356.24	5,000.00	3,154.05	0.00
Grand Expense Totals							3,897.86	1,797.96	1,737.54	5,000.00	3,278.55	0.00

Number of Accounts: 3

***** End of report *****

				2021-22	
Fd T Loc Obj Func	Prj	Fd T Loc Obj Func	Prj	FND 10 REV	
200				REVENUE FROM LOCAL SOURCES	
10 R 800 211 500000 000		DISTRICT WIDE/PROPERTY TAX/		5,358,978.00	
<u>Bdgt Year</u>	<u>Bdgt Type</u>	<u>Budget Detail Description</u>			<u>Amount</u>
2021-2022	FND 10 REV	PROJECTED TAX LEVY AMOUNT TO FUND 10			5,358,978.00
10 R 800 213 500000 000		DISTRICT WIDE/MOBILE HOME TAX/		17,030.00	
<u>Bdgt Year</u>	<u>Bdgt Type</u>	<u>Budget Detail Description</u>			<u>Amount</u>
2021-2022	FND 10 REV	PROJECTED MONTHLY MOBILE HOME TAX PAYMENT FROM VILLAGE OF STETSONVILL AND CITY OF MEDFORD			17,030.00
10 R 800 244 139000 000		OTHER VOCATIONAL CURRICULUM/PAYMENTS FOR		13,000.00	
<u>Bdgt Year</u>	<u>Bdgt Type</u>	<u>Budget Detail Description</u>			<u>Amount</u>
2021-2022	FND 10 REV	PAYMENT FOR SERVICES			13,000.00
10 R 800 264 500000 000		DISTRICT WIDE/NON CAPITAL SURPLUS PROP.		13,000.00	
<u>Bdgt Year</u>	<u>Bdgt Type</u>	<u>Budget Detail Description</u>			<u>Amount</u>
2021-2022	FND 10 REV	SALE OF NONCAPITAL ASSETS			13,000.00
10 R 800 271 500000 000		DISTRICT WIDE/ADMISSIONS/		30,000.00	
<u>Bdgt Year</u>	<u>Bdgt Type</u>	<u>Budget Detail Description</u>			<u>Amount</u>
2021-2022	FND 10 REV	GATE RECEIPTS			30,000.00
10 R 800 279 500000 000		DISTRICT WIDE/OTHER SCHOOL ACTIVITY INCO		22,000.00	
<u>Bdgt Year</u>	<u>Bdgt Type</u>	<u>Budget Detail Description</u>			<u>Amount</u>
2021-2022	FND 10 REV	STUDENT PARTICIPATION FEES & TEAM ENTRY FEES			22,000.00
10 R 800 280 500000 000		DISTRICT WIDE/INTEREST ON INVESTMENTS/		5,000.00	
<u>Bdgt Year</u>	<u>Bdgt Type</u>	<u>Budget Detail Description</u>			<u>Amount</u>
2021-2022	FND 10 REV	INTEREST			5,000.00
10 R 800 291 500000 000		DISTRICT WIDE/GIFTS/		21,400.00	
<u>Bdgt Year</u>	<u>Bdgt Type</u>	<u>Budget Detail Description</u>			<u>Amount</u>
2021-2022	FND 10 REV	GIFTS AND DONATIONS			21,400.00
10 R 800 293 500000 000		DISTRICT WIDE/RENTALS/		1,500.00	
<u>Bdgt Year</u>	<u>Bdgt Type</u>	<u>Budget Detail Description</u>			<u>Amount</u>
2021-2022	FND 10 REV	RENTAL ITEMS			1,500.00
10 R 800 297 500000 000		DISTRICT WIDE/STUDENT FINES/		500.00	
<u>Bdgt Year</u>	<u>Bdgt Type</u>	<u>Budget Detail Description</u>			<u>Amount</u>
2021-2022	FND 10 REV	STUDENT FINES			500.00
10 R 800 299 500000 000		DISTRICT WIDE/MISCELLANEOUS LOCAL REVENU		1,000.00	
<u>Bdgt Year</u>	<u>Bdgt Type</u>	<u>Budget Detail Description</u>			<u>Amount</u>
2021-2022	FND 10 REV	MISCELLANEOUS LOCAL REVENUE			1,000.00
10 R --- 2-- ----- ---				5,483,408.00	
300				INTERDIST PYMNTS WITHIN - WI	
10 R 800 345 500000 000		DISTRICT WIDE/GENERAL TUITION-OPEN ENROL		8,821,163.00	
<u>Bdgt Year</u>	<u>Bdgt Type</u>	<u>Budget Detail Description</u>			<u>Amount</u>
2021-2022	FND 10 REV	OPEN ENROLLMENT REVENUE/DISTRICT			844,722.00
2021-2022	FND 10 REV	OPEN ENROLLMENT ESTIMATED OPEN ENROLLMENT/RVA			7,976,441.00
10 R --- 3-- ----- ---				8,821,163.00	
600				REVENUE FROM STATE SOURCES	
10 R 800 612 500000 000		DISTRICT WIDE/TRANSPORTATION AID/		122,000.00	
<u>Bdgt Year</u>	<u>Bdgt Type</u>	<u>Budget Detail Description</u>			<u>Amount</u>
2021-2022	FND 10 REV	TRANSPORTATION AID			122,000.00
10 R 800 613 500000 000		DISTRICT WIDE/LIBRARY AID/		90,000.00	
<u>Bdgt Year</u>	<u>Bdgt Type</u>	<u>Budget Detail Description</u>			<u>Amount</u>
2021-2022	FND 10 REV	LIBRARY AID			90,000.00
10 R 800 621 500000 000		DISTRICT WIDE/EQUALIZATION AID/		15,811,920.00	
<u>Bdgt Year</u>	<u>Bdgt Type</u>	<u>Budget Detail Description</u>			<u>Amount</u>
2021-2022	FND 10 REV	EQUALIZATION AID			15,811,920.00

				2021-22	
Fd T Loc Obj Func	Prj	Fd T Loc Obj Func	Prj	FND 10 REV	
600				REVENUE FROM STATE SOURCES	
10 R 800 630 500000 522		DISTRICT WIDE/SPECIAL PROJECT GRANTS/ASS		4,940.00	
<u>Bdgt Year</u>	<u>Bdgt Type</u>	<u>Budget Detail Description</u>			<u>Amount</u>
2021-2022	FND 10 REV	READING READINESS GRANT			4,940.00
10 R 800 630 500000 577		DISTRICT WIDE/SPECIAL PROJECT GRANTS/CAR		14,428.00	
<u>Bdgt Year</u>	<u>Bdgt Type</u>	<u>Budget Detail Description</u>			<u>Amount</u>
2021-2022	FND 10 REV	CAREER & TECH ED INCENTIVE GRANT			14,428.00
10 R 800 691 500000 000		DISTRICT WIDE/COMPUTER AID/		143,440.00	
<u>Bdgt Year</u>	<u>Bdgt Type</u>	<u>Budget Detail Description</u>			<u>Amount</u>
2021-2022	FND 10 REV	COMPUTER AID & PERSONAL PROPERTY AID			143,440.00
10 R 800 695 500000 000		DISTRICT WIDE/STATE CATEGORICAL AID/		1,539,650.00	
<u>Bdgt Year</u>	<u>Bdgt Type</u>	<u>Budget Detail Description</u>			<u>Amount</u>
2021-2022	FND 10 REV	PER PUPIL CATEGORICAL AID			1,539,650.00
10 R --- 6-- -----				17,726,378.00	
700				REVENUE FROM FEDERAL SOURCES	
10 R 800 713 500000 400		DISTRICT WIDE/VOCATIONAL EDUCATION AID/C		17,176.00	
<u>Bdgt Year</u>	<u>Bdgt Type</u>	<u>Budget Detail Description</u>			<u>Amount</u>
2021-2022	FND 10 REV	CARL PERKINS			17,176.00
10 R 800 730 500000 341		DISTRICT WIDE/SPECIAL PROJECT GRANT/IDEA		76,950.00	
<u>Bdgt Year</u>	<u>Bdgt Type</u>	<u>Budget Detail Description</u>			<u>Amount</u>
2021-2022	FND 10 REV	CEIS			76,950.00
10 R 800 730 500000 365		DISTRICT WIDE/SPECIAL PROJECT GRANT/TITL		65,000.00	
<u>Bdgt Year</u>	<u>Bdgt Type</u>	<u>Budget Detail Description</u>			<u>Amount</u>
2021-2022	FND 10 REV	TITLE II ALLOCATION			65,000.00
10 R 800 730 500000 381		DISTRICT WIDE/SPECIAL PROJECT GRANT/TITL		25,000.00	
<u>Bdgt Year</u>	<u>Bdgt Type</u>	<u>Budget Detail Description</u>			<u>Amount</u>
2021-2022	FND 10 REV	TITLE IV ALLOCATION			25,000.00
10 R 800 751 500000 141		DISTRICT WIDE/ECIA - CHAPTER 1/TITLE I		330,000.00	
<u>Bdgt Year</u>	<u>Bdgt Type</u>	<u>Budget Detail Description</u>			<u>Amount</u>
2021-2022	FND 10 REV	TITLE I ALLOCATION			330,000.00
10 R 800 780 500000 000		DISTRICT WIDE/FED-DHS/		78,000.00	
<u>Bdgt Year</u>	<u>Bdgt Type</u>	<u>Budget Detail Description</u>			<u>Amount</u>
2021-2022	FND 10 REV	SCHOOL FOREST INCOME			18,000.00
2021-2022	FND 10 REV	MEDICAID REVENUE			60,000.00
10 R --- 7-- -----				592,126.00	
800				OTHER FINANCING SOURCES	
10 R 800 860 500000 000		DISTRICT WIDE/SALE OF FIXED ASSETS/		2,000.00	
<u>Bdgt Year</u>	<u>Bdgt Type</u>	<u>Budget Detail Description</u>			<u>Amount</u>
2021-2022	FND 10 REV	SALE OF FIXED ASSETS			2,000.00
10 R --- 8-- -----				2,000.00	
900				OTHER REVENUES	
10 R 800 971 500000 000		DISTRICT WIDE/REFUND OF DISB - AIDABLE/		45,000.00	
<u>Bdgt Year</u>	<u>Bdgt Type</u>	<u>Budget Detail Description</u>			<u>Amount</u>
2021-2022	FND 10 REV	R-CARD REBATE			6,000.00
2021-2022	FND 10 REV	MEDFORD COOP DIVIDEND			1,000.00
2021-2022	FND 10 REV	WC DIVIDEND			35,000.00
2021-2022	FND 10 REV	OTHER MISCELLEANOUS DIVIDENDS & REBATES			3,000.00
10 R --- 9-- -----				45,000.00	
10 - --- --- -----				32,670,075.00	

								2021-22				
Fd	T	Loc	Obj	Func	Prj	Fd	T	Loc	Obj	Func	Prj	FND 10 REV
Grand Revenue Totals												32,670,075.00

Number of Accounts: 27

***** End of report *****

				2018-19	2019-20	2019-20	2020-21	2020-21	2021-22
Fd T Loc Obj Func Prj	Fd T Loc Obj Func Prj	ACTUAL	ACTUAL	EXPENDED	BUDGET	EXPENDED	BUDGET		BUDGET
200 REVENUE FROM LOCAL SOURCES									
10 R 800 211 500000 000	DISTRICT WIDE/PROPERTY TAX/	6,376,997.00	5,784,433.00	3,327,603.00	6,293,838.00	3,870,022.70			0.00
10 R 800 213 500000 000	DISTRICT WIDE/MOBILE HOME TAX/	21,215.13	20,619.42	17,800.95	20,000.00	17,172.03			0.00
10 R 800 240 139000 000	OTHER VOCATIONAL CURRICULUM/PA	11,594.41	9,875.22	9,680.47	12,000.00	0.00			0.00
10 R 800 240 500000 000	DISTRICT WIDE/PAYMENT FOR SERV	795.85	135.00	135.00	1,000.00	0.00			0.00
10 R 800 244 139000 000	OTHER VOCATIONAL CURRICULUM/PA	0.00	0.00	0.00	0.00	3,578.07			0.00
10 R 800 262 500000 000	DISTRICT WIDE/NON-CAP FOR RESA	0.00	0.00	0.00	0.00	45.75			0.00
10 R 800 264 500000 000	DISTRICT WIDE/NON CAPITAL SURP	1,706.39	18,122.20	18,122.20	10,000.00	25,506.00			0.00
10 R 800 271 500000 000	DISTRICT WIDE/ADMISSIONS/	23,098.00	37,571.25	37,571.25	30,000.00	17,214.66			0.00
10 R 400 279 162000 966	CO-CURRICULAR ATHLETICS/OTHER	542.48	0.00	0.00	0.00	0.00			0.00
10 R 400 279 162000 967	CO-CURRICULAR ATHLETICS/OTHER	542.48	0.00	0.00	0.00	0.00			0.00
10 R 800 279 500000 000	DISTRICT WIDE/OTHER SCHOOL ACT	36,540.00	23,740.00	23,740.00	36,000.00	6,752.55			0.00
10 R 800 280 500000 000	DISTRICT WIDE/INTEREST ON INVE	9,148.83	8,554.33	8,118.69	10,000.00	1,265.29			0.00
10 R 800 291 500000 000	DISTRICT WIDE/GIFTS/	500.00	34,503.71	30,994.40	21,400.00	19,919.38			0.00
10 R 800 292 161000 000	CO-CURRICULAR ACADEMIC/STUDENT	3,000.00	0.00	0.00	0.00	0.00			0.00
10 R 800 292 500000 000	DISTRICT WIDE/STUDENT FEES/	0.00	5,258.00	4,869.00	0.00	15,300.00			0.00
10 R 800 293 500000 000	DISTRICT WIDE/RENTALS/	3,110.00	1,302.50	1,202.50	1,500.00	50.00			0.00
10 R 800 295 500000 900	DISTRICT WIDE/SUMMER SCHOOL RE	0.00	0.00	0.00	0.00	260.00			0.00
10 R 800 297 500000 000	DISTRICT WIDE/STUDENT FINES/	0.00	107.00	97.00	500.00	831.75			0.00
10 R 800 299 500000 000	DISTRICT WIDE/MISCELLANEOUS LO	10,655.23	361.74	361.74	10,000.00	288.66			0.00
10 R --- 2-- ----- ---		6,499,445.80	5,944,583.37	3,480,296.20	6,446,238.00	3,978,206.84			0.00
300 INTERDIST PYMNTS WITHIN - WI									
10 R 800 340 500000 000	DISTRICT WIDE/PAYMENTS FOR SER	3,750.00	5,500.00	0.00	0.00	4,000.00			0.00
10 R 800 343 500000 000	DISTRICT WIDE/CHGS FOR CO-CURR	0.00	1,600.00	1,600.00	0.00	0.00			0.00
10 R 800 345 500000 000	DISTRICT WIDE/GENERAL TUITION-	4,586,770.00	5,395,593.00	0.00	7,667,347.00	0.00			0.00
10 R --- 3-- ----- ---		4,590,520.00	5,402,693.00	1,600.00	7,667,347.00	4,000.00			0.00
500 REV FROM INTERMEDIATE SOURCES									
10 R 800 515 500000 000	DISTRICT WIDE/STATE AID-INTERM	0.00	0.00	0.00	0.00	1,260.00			0.00
10 R 800 517 500000 391	DISTRICT WIDE/TRANSIT OF FEDER	1,578.00	2,229.60	2,229.60	2,230.00	0.00			0.00
10 R 800 581 500000 000	DISTRICT WIDE/MEDICAID SCHOOL	56,154.57	11,574.67	0.00	60,000.00	0.00			0.00
10 R --- 5-- ----- ---		57,732.57	13,804.27	2,229.60	62,230.00	1,260.00			0.00

				2018-19	2019-20	2019-20	2020-21	2020-21	2021-22
Fd T Loc Obj Func Prj	Fd T Loc Obj Func Prj	ACTUAL	ACTUAL	EXPENDED	BUDGET	EXPENDED	BUDGET		BUDGET
600 REVENUE FROM STATE SOURCES									
10 R 800 612 500000 000	DISTRICT WIDE/TRANSPORTATION A	128,995.18	136,170.24	129,660.00	115,000.00	127,035.00			0.00
10 R 800 613 500000 000	DISTRICT WIDE/LIBRARY AID/	88,789.00	0.00	0.00	90,000.00	0.00			0.00
10 R 800 613 500000 031	DISTRICT WIDE/LIBRARY AID/Comm	0.00	108,935.00	108,935.00	0.00	97,676.00			0.00
10 R 800 619 500000 000	DISTRICT WIDE/OTHER CATEGORICA	28,188.00	34,781.00	7,090.00	0.00	6,354.00			0.00
10 R 800 619 500000 445	DISTRICT WIDE/OTHER CATEGORICA	0.00	178.50	178.50	0.00	0.00			0.00
10 R 800 621 500000 000	DISTRICT WIDE/EQUALIZATION AID	13,263,193.00	14,552,401.00	9,304,137.00	14,923,055.00	9,546,721.00			0.00
10 R 800 630 500000 232	DISTRICT WIDE/SPECIAL PROJECT	19,000.00	0.00	0.00	0.00	0.00			0.00
10 R 800 630 500000 296	DISTRICT WIDE/SPECIAL PROJECT	15,875.00	0.00	0.00	0.00	0.00			0.00
10 R 800 630 500000 297	DISTRICT WIDE/SPECIAL PROJECT	0.00	69,940.21	45,642.10	0.00	67,563.16			0.00
10 R 800 630 500000 522	DISTRICT WIDE/SPECIAL PROJECT	3,575.00	4,940.00	0.00	4,940.00	0.00			0.00
10 R 800 630 500000 561	DISTRICT WIDE/SPECIAL PROJECT	9,821.00	4,368.00	4,368.00	0.00	0.00			0.00
10 R 800 630 500000 562	DISTRICT WIDE/SPECIAL PROJECT	18,521.00	0.00	0.00	0.00	0.00			0.00
10 R 800 630 500000 577	DISTRICT WIDE/SPECIAL PROJECT	0.00	15,902.62	0.00	14,428.00	0.00			0.00
10 R 800 630 500000 583	DISTRICT WIDE/SPECIAL PROJECT	15,693.00	19,440.00	0.00	0.00	0.00			0.00
10 R 800 690 500000 000	DISTRICT WIDE/OTHER REVENUE FR	20,227.91	130.00	130.00	5,000.00	52.00			0.00
10 R 800 691 500000 000	DISTRICT WIDE/COMPUTER AID/	178,815.06	161,127.57	126,873.70	143,440.00	0.00			0.00
10 R 800 695 500000 000	DISTRICT WIDE/STATE CATEGORICA	1,381,902.00	1,567,104.00	1,567,104.00	1,550,780.00	1,551,522.00			0.00
10 R 800 699 500000 699	DISTRICT WIDE/OTHER REVENUE FR	109,250.93	114,304.02	21,875.00	0.00	0.00			0.00
10 R --- 6-- ----- ---		15,281,846.08	16,789,722.16	11,315,993.30	16,846,643.00	11,396,923.16			0.00
700 REVENUE FROM FEDERAL SOURCES									
10 R 800 713 500000 400	DISTRICT WIDE/VOCATIONAL EDUCA	22,020.78	21,687.46	8,988.05	19,000.00	14,992.76			0.00
10 R 510 730 500000 160	DISTRICT WIDE/SPECIAL PROJECT	0.00	0.00	0.00	0.00	300.00			0.00
10 R 510 730 500000 365	DISTRICT WIDE/SPECIAL PROJECT	0.00	1,106.36	759.41	0.00	0.00			0.00
10 R 510 730 500000 381	DISTRICT WIDE/SPECIAL PROJECT	0.00	348.82	348.82	0.00	0.00			0.00
10 R 520 730 500000 160	DISTRICT WIDE/SPECIAL PROJECT	0.00	0.00	0.00	0.00	481.45			0.00
10 R 520 730 500000 365	DISTRICT WIDE/SPECIAL PROJECT	0.00	2,508.75	662.75	0.00	0.00			0.00
10 R 520 730 500000 381	DISTRICT WIDE/SPECIAL PROJECT	0.00	1,100.52	350.00	0.00	0.00			0.00
10 R 800 730 500000 160	DISTRICT WIDE/SPECIAL PROJECT	0.00	0.00	0.00	305,827.00	201,742.15			0.00
10 R 800 730 500000 341	DISTRICT WIDE/SPECIAL PROJECT	63,492.38	74,263.00	24,421.71	71,000.00	43,632.14			0.00
10 R 800 730 500000 365	DISTRICT WIDE/SPECIAL PROJECT	62,009.84	78,445.91	47,103.99	66,931.00	35,739.90			0.00
10 R 800 730 500000 381	DISTRICT WIDE/SPECIAL PROJECT	12,524.00	35,445.11	7,582.91	26,253.00	0.00			0.00
10 R 510 751 500000 141	DISTRICT WIDE/ECIA - CHAPTER 1	0.00	0.00	21,418.09	10,000.00	13,338.75			0.00
10 R 520 751 500000 141	DISTRICT WIDE/ECIA - CHAPTER 1	0.00	11,914.39	11,914.39	28,000.00	4,397.44			0.00
10 R 800 751 500000 141	DISTRICT WIDE/ECIA - CHAPTER 1	357,256.81	363,047.99	78,452.97	310,000.00	101,291.16			0.00
10 R 800 780 500000 000	DISTRICT WIDE/FED-DHS/	0.00	18,632.15	18,632.15	18,000.00	15,679.86			0.00
10 R --- 7-- ----- ---		517,303.81	608,500.46	220,635.24	855,011.00	431,595.61			0.00

		2018-19		2019-20		2019-20		2020-21		2020-21		2021-22	
Fd	T Loc Obj Func Prj	Fd	T Loc Obj Func Prj	ACTUAL	ACTUAL	EXPENDED	BUDGET	EXPENDED	BUDGET	EXPENDED	BUDGET	EXPENDED	BUDGET
800	OTHER FINANCING SOURCES												
10 R	800 860 500000 000		DISTRICT WIDE/SALE OF FIXED AS	0.00	2,050.00	2,050.00	4,000.00	0.00				0.00	
10 R	800 861 500000 000		DISTRICT WIDE/EQUIPMENT SALES/	1,015.00	4,878.10	4,878.10	0.00	2,600.00				0.00	
10 R	--- 8-- ----- ---			1,015.00	6,928.10	6,928.10	4,000.00	2,600.00				0.00	
900	OTHER REVENUES												
10 R	800 964 500000 000		DISTRICT WIDE/INSURANCE/	29,372.00	0.00	0.00	0.00	28,436.00				0.00	
10 R	800 971 500000 000		DISTRICT WIDE/REFUND OF DISB -	1,005.80	62,185.76	52,584.50	45,000.00	75,182.26				0.00	
10 R	800 971 500000 619		DISTRICT WIDE/REFUND OF DISB -	57,426.55	23,174.93	23,174.93	0.00	30,558.30				0.00	
10 R	800 972 500000 000		DISTRICT WIDE/REFUND OF DISB -	4,771.98	0.00	0.00	0.00	2,188.19				0.00	
10 R	800 990 500000 000		DISTRICT WIDE/MISCELLANEOUS OT	25.00	789.39	789.39	0.00	1,848.47				0.00	
10 R	--- 9-- ----- ---			92,601.33	86,150.08	76,548.82	45,000.00	138,213.22				0.00	
10 -	--- --- ----- ---			27,040,464.59	28,852,381.44	15,104,231.26	31,926,469.00	15,952,798.83				0.00	
Grand Revenue Totals				27,040,464.59	28,852,381.44	15,104,231.26	31,926,469.00	15,952,798.83				0.00	

Number of Accounts: 65

***** End of report *****

				2021-22		
Fd T Loc Obj Func	Prj	Fd T Loc Obj Func	Prj	FND27REV		
100		OPERATING TRANSFERS - IN				
27 R 600 110 411000 360		TRANSFER FROM FUND 10/TRANSFERS IN - GEN		1,775,003.00		
<u>Bdgt Year</u>	<u>Bdgt Type</u>	<u>Budget Detail Description</u>			<u>Amount</u>	
2021-2022	FND27REV	RVA TRANSFER TO SPECIAL EDUCATION			1,775,003.00	
27 R 800 110 411000 000		TRANSFER FROM FUND 10/TRANSFERS IN - GEN		2,953,465.00		
<u>Bdgt Year</u>	<u>Bdgt Type</u>	<u>Budget Detail Description</u>			<u>Amount</u>	
2021-2022	FND27REV	DISTRICT TRANSFER INTO FUND 27			2,953,465.00	
27 R --- 1-- ----- ---				4,728,468.00		
200		REVENUE FROM LOCAL SOURCES				
27 R 800 291 500000 000		DISTRICT WIDE/GIFTS/		23,600.00		
<u>Bdgt Year</u>	<u>Bdgt Type</u>	<u>Budget Detail Description</u>			<u>Amount</u>	
2021-2022	FND27REV	DONATION EXPECTED FROM ASPIRUS FOR SOCIAL WORKER AT 50%			23,600.00	
27 R --- 2-- ----- ---				23,600.00		
300		INTERDIST PYMNTS WITHIN - WI				
27 R 800 340 500000 000		DISTRICT WIDE/PAYMENTS FOR SERVICES/		35,000.00		
<u>Bdgt Year</u>	<u>Bdgt Type</u>	<u>Budget Detail Description</u>			<u>Amount</u>	
2021-2022	FND27REV	BUDGET FOR SOAR CONSORTIUM MEMBERS			35,000.00	
27 R --- 3-- ----- ---				35,000.00		
600		REVENUE FROM STATE SOURCES				
27 R 800 611 500000 011		DISTRICT WIDE/HANDICAPPED AID/SPECIAL ED		1,574,385.00		
<u>Bdgt Year</u>	<u>Bdgt Type</u>	<u>Budget Detail Description</u>			<u>Amount</u>	
2021-2022	FND27REV	SPECIAL EDUCATION STATE AID			1,574,385.00	
27 R 800 625 500000 000		DISTRICT WIDE/HIGH COST SPED AID/		100,000.00		
<u>Bdgt Year</u>	<u>Bdgt Type</u>	<u>Budget Detail Description</u>			<u>Amount</u>	
2021-2022	FND27REV	HIGH COST SPECIAL EDUCATION AID			100,000.00	
27 R --- 6-- ----- ---				1,674,385.00		
700		REVENUE FROM FEDERAL SOURCES				
27 R 520 730 500000 341		DISTRICT WIDE/SPECIAL PROJECT GRANT/IDEA		574,000.00		
<u>Bdgt Year</u>	<u>Bdgt Type</u>	<u>Budget Detail Description</u>			<u>Amount</u>	
2021-2022	FND27REV	FEDERAL FLOW THROUGH ENTITLEMENT			574,000.00	
27 R 800 730 500000 341		DISTRICT WIDE/SPECIAL PROJECT GRANT/IDEA		550,000.00		
<u>Bdgt Year</u>	<u>Bdgt Type</u>	<u>Budget Detail Description</u>			<u>Amount</u>	
2021-2022	FND27REV	FEDERAL FLOW THROUGH GRANT			550,000.00	
27 R 800 730 500000 347		DISTRICT WIDE/SPECIAL PROJECT GRANT/IDEA		24,000.00		
<u>Bdgt Year</u>	<u>Bdgt Type</u>	<u>Budget Detail Description</u>			<u>Amount</u>	
2021-2022	FND27REV	PRESCHOOL FEDERAL FLOW THROUGH GRANT			24,000.00	
27 R 800 780 500000 000		DISTRICT WIDE/FED-DHS/		180,000.00		
<u>Bdgt Year</u>	<u>Bdgt Type</u>	<u>Budget Detail Description</u>			<u>Amount</u>	
2021-2022	FND27REV	MEDICAID RECEIVABLES			180,000.00	
27 R --- 7-- ----- ---				1,328,000.00		
27 - --- --- ----- ---				7,789,453.00		
Grand Revenue Totals				7,789,453.00		

Number of Accounts: 10

			2018-19	2019-20	2019-20	2020-21	2020-21	2021-22
Fd T Loc Obj Func Prj	Fd T Loc Obj Func Prj		ACTUAL	ACTUAL	EXPENDED	BUDGET	EXPENDED	BUDGET
100 OPERATING TRANSFERS - IN								
27 R 600 110 411000 360	TRANSFER FROM FUND 10/TRANSFER		0.00	0.00	0.00	775,043.00	0.00	0.00
27 R 800 110 411000 000	TRANSFER FROM FUND 10/TRANSFER		0.00	0.00	0.00	3,015,146.00	0.00	0.00
27 R 800 110 500000 000	DISTRICT WIDE/TRANSFERS IN - G		3,340,334.22	3,877,766.07	0.00	0.00	0.00	0.00
27 R --- 1-- ----- ---			3,340,334.22	3,877,766.07	0.00	3,790,189.00	0.00	0.00
200 REVENUE FROM LOCAL SOURCES								
27 R 800 291 500000 000	DISTRICT WIDE/GIFTS/		0.00	23,600.00	23,600.00	23,600.00	23,600.00	0.00
27 R --- 2-- ----- ---			0.00	23,600.00	23,600.00	23,600.00	23,600.00	0.00
300 INTERDIST PYMNTS WITHIN - WI								
27 R 800 340 500000 000	DISTRICT WIDE/PAYMENTS FOR SER		32,660.00	36,550.67	15,000.00	35,000.00	15,000.00	0.00
27 R --- 3-- ----- ---			32,660.00	36,550.67	15,000.00	35,000.00	15,000.00	0.00
500 REV FROM INTERMEDIATE SOURCES								
27 R 800 581 500000 000	DISTRICT WIDE/MEDICAID SCHOOL		180,954.27	140,146.41	0.00	180,000.00	0.00	0.00
27 R --- 5-- ----- ---			180,954.27	140,146.41	0.00	180,000.00	0.00	0.00
600 REVENUE FROM STATE SOURCES								
27 R 800 611 500000 011	DISTRICT WIDE/HANDICAPPED AID/		1,029,769.00	1,014,798.00	754,383.00	1,421,972.00	1,058,654.00	0.00
27 R 800 625 500000 000	DISTRICT WIDE/HIGH COST SPED A		17,312.00	131,505.00	0.00	100,000.00	0.00	0.00
27 R 800 630 500000 451	DISTRICT WIDE/SPECIAL PROJECT		0.00	25,000.00	25,000.00	0.00	0.00	0.00
27 R 800 697 500000 000	DISTRICT WIDE/AID FOR SPED TRA		12,000.00	18,000.00	0.00	15,000.00	0.00	0.00
27 R --- 6-- ----- ---			1,059,081.00	1,189,303.00	779,383.00	1,536,972.00	1,058,654.00	0.00
700 REVENUE FROM FEDERAL SOURCES								
27 R 800 711 500000 342	DISTRICT WIDE/HIGH COST SPECIA		4,628.00	0.00	0.00	0.00	0.00	0.00
27 R 510 730 500000 341	DISTRICT WIDE/SPECIAL PROJECT		0.00	7,798.37	1,613.67	0.00	1,073.82	0.00
27 R 510 730 500000 347	DISTRICT WIDE/SPECIAL PROJECT		0.00	989.00	249.00	0.00	115.43	0.00
27 R 520 730 500000 341	DISTRICT WIDE/SPECIAL PROJECT		0.00	6,016.21	891.23	0.00	975.00	0.00
27 R 520 730 500000 347	DISTRICT WIDE/SPECIAL PROJECT		0.00	0.00	0.00	0.00	432.36	0.00
27 R 800 730 500000 341	DISTRICT WIDE/SPECIAL PROJECT		472,036.91	452,758.57	302,044.75	550,000.00	237,027.34	0.00
27 R 800 730 500000 347	DISTRICT WIDE/SPECIAL PROJECT		27,468.68	20,642.72	8,389.21	24,000.00	15,671.66	0.00
27 R --- 7-- ----- ---			504,133.59	488,204.87	313,187.86	574,000.00	255,295.61	0.00

Fd T Loc Obj Func Prj		Fd T Loc Obj Func Prj		2018-19	2019-20	2019-20	2020-21	2020-21	2021-22
				ACTUAL	ACTUAL	EXPENDED	BUDGET	EXPENDED	BUDGET
000 *****									
27 - --- --- ----- ---				5,117,163.08	5,755,571.02	1,131,170.86	6,139,761.00	1,352,549.61	0.00
Grand Revenue Totals				5,117,163.08	5,755,571.02	1,131,170.86	6,139,761.00	1,352,549.61	0.00

Number of Accounts: 17

***** End of report *****

										2021-22		
Fd	T	Loc	Obj	Func	Prj	Fd	T	Loc	Obj	Func	Prj	FUND
28		2000										30
REFINANCING												
38	E	800	675	282000	000							80,000.00
REFINANCING/PRINCIPAL - LONG-TERM BONDS/												
											80,000.00	
<u>Bdgt Year</u> <u>Bdgt Type</u> <u>Budget Detail Description</u>											<u>Amount</u>	
2021-2022				FUND	30	Land Contract Payment					80,000.00	
38	E	---	6--	282000	---							80,000.00
38	E	---	---	282000	---							80,000.00
Grand Expense Totals											80,000.00	

Number of Accounts: 1

***** End of report *****

Fd	T	Loc	Obj	Func	Prj	Obj	2018-19 ACTUAL	2019-20 ACTUAL	2019-20 EXPENDED	2020-21 BUDGET	2020-21 EXPENDED	2021-22 BUDGET
281000 LONG-TERM CAPITAL DEBT												
38	E	800	677	281000	000	LAND CONTRACT PRINCIPAL	22,800.00	68,400.00	22,800.00	80,000.00	125,600.00	0.00
38	E	---	6--	281000	---	*DEBT REITREMENT	22,800.00	68,400.00	22,800.00	80,000.00	125,600.00	0.00
38	E	---	---	281000	---	*LONG-TERM CAPITAL DEBT	22,800.00	68,400.00	22,800.00	80,000.00	125,600.00	0.00
282000 REFINANCING												
38	E	800	675	282000	000	PRINCIPAL - LONG-TERM BONDS	165,000.00	175,000.00	175,000.00	0.00	0.00	0.00
38	E	800	685	282000	000	INTEREST - LONG-TERM BONDS	13,105.00	7,000.00	7,000.00	0.00	0.00	0.00
38	E	---	6--	282000	---	*DEBT REITREMENT	178,105.00	182,000.00	182,000.00	0.00	0.00	0.00
38	E	---	---	282000	---	*REFINANCING	178,105.00	182,000.00	182,000.00	0.00	0.00	0.00
Grand Expense Totals							200,905.00	250,400.00	204,800.00	80,000.00	125,600.00	0.00

Number of Accounts: 3

***** End of report *****

					2021-22										
Fd	T	Loc	Obj	Func	Prj	Fd	T	Loc	Obj	Func	Prj				
											FUND 30				
38						Non-Referendum Debt Service									
38	R	800	211	500000	000	DISTRICT WIDE/PROPERTY TAX/					80,000.00				
												<u>Budget Detail Description</u>	<u>Amount</u>		
												2021-2022	FUND 30	LEVY FOR FUND 38 DEBT LAND CONTRACT	80,000.00
38	R	---	2--	-----	---						80,000.00				
38	-	---	---	-----	---						80,000.00				
Grand Revenue Totals										80,000.00					

Number of Accounts: 1

***** End of report *****

Fd T Loc Obj Func Prj		Fd T Loc Obj Func Prj		2018-19	2019-20	2019-20	2020-21	2020-21	2021-22
				ACTUAL	ACTUAL	EXPENDED	BUDGET	EXPENDED	BUDGET
38		Non-Referendum Debt Service							
38 R	800 110 411000 000	TRANSFER FROM FUND 10/TRANSFER		22,800.00	45,600.00	0.00	0.00	0.00	0.00
38 R	--- 1-- ----- ---			22,800.00	45,600.00	0.00	0.00	0.00	0.00
38 R	800 211 500000 000	DISTRICT WIDE/PROPERTY TAX/		178,105.00	250,400.00	250,400.00	80,000.00	80,000.00	0.00
38 R	--- 2-- ----- ---			178,105.00	250,400.00	250,400.00	80,000.00	80,000.00	0.00
38 -	--- --- ----- ---			200,905.00	296,000.00	250,400.00	80,000.00	80,000.00	0.00
Grand Revenue Totals				200,905.00	296,000.00	250,400.00	80,000.00	80,000.00	0.00

Number of Accounts: 2

***** End of report *****

				2021-22	
Fd	T	Loc	Obj Func	Prj	FUND 30
281000					LONG-TERM CAPITAL DEBT
39	E	800	673	281000 000	LONG-TERM CAPITAL DEBT/PRINCIPAL - LONG- 425,000.00
					<u>Bdgt Year</u> <u>Bdgt Type</u> <u>Budget Detail Description</u> <u>Amount</u>
					2021-2022 FUND 30 REFERENDUM APPROVED DEBT PAYMENT 425,000.00
39	E	800	683	281000 000	LONG-TERM CAPITAL DEBT/INTEREST - LONG-T 26,300.00
					<u>Bdgt Year</u> <u>Bdgt Type</u> <u>Budget Detail Description</u> <u>Amount</u>
					2021-2022 FUND 30 INTEREST PAYMENT ON REFERENDUM APPROVED DEBT - OCTOBER 1, 2021 20,950.00
					2021-2022 FUND 30 INTEREST PAYMENT FOR APRIL 1, 2022 PAYMENT 5,350.00
39	E	---	6--	281000 ---	451,300.00
39	E	---	---	281000 ---	451,300.00
Grand Expense Totals					451,300.00

Number of Accounts: 2

***** End of report *****

Fd	T	Loc	Obj	Func	Prj	Obj	2018-19 ACTUAL	2019-20 ACTUAL	2019-20 EXPENDED	2020-21 BUDGET	2020-21 EXPENDED	2021-22 BUDGET
281000						LONG-TERM CAPITAL DEBT						
39	E	800	673	281000	000	PRINCIPAL - LONG-TERM LOANS	400,000.00	410,000.00	410,000.00	415,000.00	2,085,000.00	0.00
39	E	800	683	281000	000	INTEREST - LONG-TERM LOANS	66,400.00	58,400.00	58,400.00	50,200.00	93,150.00	0.00
39	E	800	690	281000	000	OTHER DEBT RETIREMENT	0.00	0.00	0.00	0.00	12,900.00	0.00
39	E	---	6--	281000	---	*DEBT REITREMENT	466,400.00	468,400.00	468,400.00	465,200.00	2,191,050.00	0.00
39	E	---	---	281000	---	*LONG-TERM CAPITAL DEBT	466,400.00	468,400.00	468,400.00	465,200.00	2,191,050.00	0.00
Grand Expense Totals							466,400.00	468,400.00	468,400.00	465,200.00	2,191,050.00	0.00

Number of Accounts: 3

***** End of report *****

Fd T Loc Obj Func Prj		Fd T Loc Obj Func Prj		2018-19	2019-20	2019-20	2020-21	2020-21	2021-22
				ACTUAL	ACTUAL	EXPENDED	BUDGET	EXPENDED	BUDGET
39 REFERENCE APPROVED DEBT SRVC									
39	R	800	211 500000 000	462,400.00	1,367,000.00	1,367,000.00	1,286,000.00	1,286,000.00	0.00
39	R	---	2-- ----- ---	462,400.00	1,367,000.00	1,367,000.00	1,286,000.00	1,286,000.00	0.00
39	-	---	----- ---	462,400.00	1,367,000.00	1,367,000.00	1,286,000.00	1,286,000.00	0.00
Grand Revenue Totals				462,400.00	1,367,000.00	1,367,000.00	1,286,000.00	1,286,000.00	0.00

Number of Accounts: 1

***** End of report *****

											2021-22	
Fd	T	Loc	Obj	Func	Prj	Fd	T	Loc	Obj	Func	Prj	FUND 46
46												
LONG TERM CAP IMP TRUST FUND												
46	R	800	110	411000	000							15,000.00
TRANSFER FROM FUND 10/TRANSFERS IN - GEN												
46	R	---	1--	-----	---							15,000.00
46	R	800	280	500000	000							100.00
DISTRICT WIDE/INTEREST ON INVESTMENTS/												
46	R	---	2--	-----	---							100.00
46	-	---	---	-----	---							15,100.00
Grand Revenue Totals											15,100.00	

Number of Accounts: 2

***** End of report *****

Fd T Loc Obj Func Prj		Fd T Loc Obj Func Prj		2018-19	2019-20	2019-20	2020-21	2020-21	2021-22	
				ACTUAL	ACTUAL	EXPENDED	BUDGET	EXPENDED	BUDGET	
46				LONG TERM CAP IMP TRUST FUND						
46 R	800	110	411000 000	0.00	5,000.00	5,000.00	15,000.00	15,000.00	0.00	
46 R	---	1--	----- ---	0.00	5,000.00	5,000.00	15,000.00	15,000.00	0.00	
46 R	800	280	500000 000	0.00	5.34	4.93	20.00	32.21	0.00	
46 R	---	2--	----- ---	0.00	5.34	4.93	20.00	32.21	0.00	
46	-	---	----- ---	0.00	5,005.34	5,004.93	15,020.00	15,032.21	0.00	
Grand Revenue Totals				0.00	5,005.34	5,004.93	15,020.00	15,032.21	0.00	

Number of Accounts: 2

***** End of report *****

						2021-22	
Fd	T	Loc	Obj	Func	Prj	FUND 50	
50	E	800	310	257000	000	FOOD SERVICES/PERSONAL SERVICES/	100,000.00
						<u>Budget Year</u> <u>Bdgt Type</u> <u>Budget Detail Description</u>	<u>Amount</u>
						2021-2022 FUND 50 PER MEAL/ITEM CHARGE PAID TO A'VIANDS FOR CATERING, MILK, AND OTHER CHARGES	100,000.00
50	E	800	320	257000	586	FOOD SERVICES/PROPERTY SERVICE/SUMMER FO	1,175,000.00
						<u>Budget Year</u> <u>Bdgt Type</u> <u>Budget Detail Description</u>	<u>Amount</u>
						2021-2022 FUND 50 TO RECORD A'VIANDS FOR SFSP	1,175,000.00
50	E	800	324	257000	000	FOOD SERVICES/NON-TECH REPAIRS & MAINTEN	15,000.00
						<u>Budget Year</u> <u>Bdgt Type</u> <u>Budget Detail Description</u>	<u>Amount</u>
						2021-2022 FUND 50 REPAIRS TO EQUIPMENT	15,000.00
50	E	800	387	257000	000	FOOD SERVICES/PAYMENT TO STATE/	26,000.00
						<u>Budget Year</u> <u>Bdgt Type</u> <u>Budget Detail Description</u>	<u>Amount</u>
						2021-2022 FUND 50 PAYMENT TO STATE COMMODITIES	26,000.00
50	E	---	3--	257000	---		1,316,000.00
50	E	---	---	257000	---		1,316,000.00
50	E	---	---	2570--	---		1,316,000.00
50	E	---	---	257---	---		1,316,000.00
50	E	---	---	25----	---		1,316,000.00
50	E	800	360	295000	000	ADMINISTRATIVE TECHNOLOGY SERV/TECHNOLOG	6,334.00
						<u>Budget Year</u> <u>Bdgt Type</u> <u>Budget Detail Description</u>	<u>Amount</u>
						2021-2022 FUND 50 ANNUAL FOOD SERVICE LICENSE FEE	6,334.00
50	E	---	3--	295000	---		6,334.00
50	E	---	---	295000	---		6,334.00
50	E	---	---	2950--	---		6,334.00
50	E	---	---	295---	---		6,334.00
50	E	---	---	29----	---		6,334.00
50	E	---	---	2-----	---		1,322,334.00
Grand Expense Totals							1,322,334.00

Number of Accounts: 5

***** End of report *****

Fd	T	Loc	Obj	Func	Prj	Obj	2018-19	2019-20	2019-20	2020-21	2020-21	2021-22
							ACTUAL	ACTUAL	EXPENDED	BUDGET	EXPENDED	BUDGET
50	E	800	324	254490	000	NON-TECH REPAIRS & MAINTENAN	0.00	91.00	91.00	0.00	0.00	0.00
50	E	---	3--	254490	---	*PURCHASED SERVICES	0.00	91.00	91.00	0.00	0.00	0.00
50	E	---	---	254490	---	*OTHER EQUIPMENT REPAIRS	0.00	91.00	91.00	0.00	0.00	0.00
50	E	---	---	2544--	---	*MAINTENANCE - EQUIPMENT	0.00	91.00	91.00	0.00	0.00	0.00
50	E	---	---	254---	---	*MAINTENANCE	0.00	91.00	91.00	0.00	0.00	0.00
50	E	100	110	257000	000	CERTIFIED SALARIES	26,091.11	948.28	948.28	0.00	0.00	0.00
50	E	101	110	257000	000	CERTIFIED SALARIES	24,998.29	19,530.24	19,039.44	25,189.02	0.00	0.00
50	E	200	110	257000	000	CERTIFIED SALARIES	27,991.85	21,608.41	21,608.41	28,482.37	0.00	0.00
50	E	200	110	257000	160	CERTIFIED SALARIES	0.00	0.00	0.00	0.00	582.08	0.00
50	E	400	110	257000	000	CERTIFIED SALARIES	35,158.13	27,035.06	27,035.06	40,233.48	0.00	0.00
50	E	400	110	257000	160	CERTIFIED SALARIES	0.00	0.00	0.00	0.00	1,831.06	0.00
50	E	800	110	257000	000	CERTIFIED SALARIES	114,239.38-	68,631.19-	68,631.19-	0.00	0.00	0.00
50	E	800	130	257000	586	ASSISTANT SALARIES	0.00	6,691.83	7,182.63	0.00	13,309.89	0.00
50	E	---	1--	257000	---	*SALARIES	0.00	7,182.63	7,182.63	93,904.87	15,723.03	0.00
50	E	100	212	257000	000	RETIREMENT - EMPLOYER SHARE	1,725.97	58.30	58.30	0.00	0.00	0.00
50	E	101	212	257000	000	RETIREMENT - EMPLOYER SHARE	1,653.62	1,296.06	1,262.93	1,712.85	0.00	0.00
50	E	200	212	257000	000	RETIREMENT - EMPLOYER SHARE	1,676.77	1,287.54	1,287.54	1,741.58	0.00	0.00
50	E	200	212	257000	160	RETIREMENT - EMPLOYER SHARE	0.00	0.00	0.00	0.00	39.29	0.00
50	E	400	212	257000	000	RETIREMENT - EMPLOYER SHARE	2,325.26	1,792.31	1,792.31	2,735.87	0.00	0.00
50	E	400	212	257000	160	RETIREMENT - EMPLOYER SHARE	0.00	0.00	0.00	0.00	123.60	0.00
50	E	800	212	257000	586	RETIREMENT - EMPLOYER SHARE	0.00	2,416.34	2,006.21	0.00	6,096.14	0.00
50	E	100	220	257000	000	SOCIAL SECURITY	1,477.90	46.86	46.86	0.00	0.00	0.00
50	E	101	220	257000	000	SOCIAL SECURITY	1,549.88	1,210.86	1,180.43	1,561.72	0.00	0.00
50	E	200	220	257000	000	SOCIAL SECURITY	1,673.20	1,287.49	1,287.49	1,765.91	0.00	0.00
50	E	400	220	257000	000	SOCIAL SECURITY	1,899.76	1,512.66	1,512.66	2,494.47	0.00	0.00
50	E	800	220	257000	586	SOCIAL SECURITY	0.00	2,211.98	1,813.25	0.00	5,203.03	0.00
50	E	100	229	257000	000	MEDICARE	345.65	10.96	10.96	0.00	0.00	0.00
50	E	101	229	257000	000	MEDICARE	362.47	283.19	276.07	365.24	0.00	0.00
50	E	200	229	257000	000	MEDICARE	391.30	301.11	301.11	413.00	0.00	0.00
50	E	200	229	257000	160	MEDICARE	0.00	0.00	0.00	0.00	8.44	0.00
50	E	400	229	257000	000	MEDICARE	444.28	353.76	353.76	583.38	0.00	0.00
50	E	400	229	257000	160	MEDICARE	0.00	0.00	0.00	0.00	26.56	0.00
50	E	800	229	257000	586	MEDICARE	0.00	517.33	424.02	0.00	1,216.89	0.00
50	E	100	243	257000	000	DENTAL INSURANCE	1,372.32	152.48	152.48	0.00	0.00	0.00
50	E	200	243	257000	000	DENTAL INSURANCE	492.84	383.32	383.32	0.00	0.00	0.00
50	E	400	243	257000	000	DENTAL INSURANCE	1,219.86	646.50	646.50	1,334.52	0.00	0.00
50	E	800	243	257000	586	DENTAL INSURANCE	0.00	836.71	725.23	0.00	2,038.41	0.00

Fd	T	Loc	Obj	Func	Prj	Obj	2018-19	2019-20	2019-20	2020-21	2020-21	2021-22
							ACTUAL	ACTUAL	EXPENDED	BUDGET	EXPENDED	BUDGET
50	E	100	244	257000	000	HEALTH INSURANCE	18,954.36	1,579.54	1,579.54	0.00	0.00	0.00
50	E	200	244	257000	000	HEALTH INSURANCE	8,555.76	7,123.50	7,123.50	8,932.86	0.00	0.00
50	E	400	244	257000	000	HEALTH INSURANCE	16,848.36	9,755.38	9,755.38	28,722.78	0.00	0.00
50	E	800	244	257000	586	HEALTH INSURANCE	0.00	6,894.61	6,894.61	0.00	31,495.62	0.00
50	E	100	249	257000	000	HSA BENEFIT	1,500.00	125.00	125.00	0.00	0.00	0.00
50	E	200	249	257000	000	HSA BENEFIT	750.00	437.50	437.50	562.50	0.00	0.00
50	E	400	249	257000	000	HSA BENEFIT	1,500.00	687.50	687.50	1,687.50	0.00	0.00
50	E	800	249	257000	586	HSA BENEFIT	0.00	5,138.26	3,836.25	0.00	1,906.25	0.00
50	E	100	251	257000	000	INCOME PROTECTION INSURANCE	87.02	9.70	9.70	0.00	0.00	0.00
50	E	101	251	257000	000	INCOME PROTECTION INSURANCE	87.02	67.51	67.51	85.64	0.00	0.00
50	E	200	251	257000	000	INCOME PROTECTION INSURANCE	87.02	68.26	68.26	87.08	0.00	0.00
50	E	400	251	257000	000	INCOME PROTECTION INSURANCE	121.92	90.83	90.83	136.79	0.00	0.00
50	E	800	251	257000	586	INCOME PROTECTION INSURANCE	0.00	78.99	70.09	0.00	276.41	0.00
50	E	800	299	257000	000	MISCELLANEOUS BENEFITS	67,102.54-	30,497.44-	30,497.44-	0.00	0.00	0.00
50	E	800	299	257000	586	MISCELLANEOUS BENEFITS	0.00	9,022.11-	6,626.87-	0.00	38,614.07-	0.00
50	E	---	2--	257000	---	*EMPLOYEE BENEFITS	0.00	9,142.79	9,142.79	54,923.69	9,816.57	0.00
50	E	800	310	257000	000	PERSONAL SERVICES	177,241.35	135,350.81	134,886.85	184,500.00	73,301.81	0.00
50	E	800	310	257000	066	PERSONAL SERVICES	839,933.82	646,520.23	646,520.23	870,000.00	2,650.38	0.00
50	E	800	310	257000	586	PERSONAL SERVICES	42,908.28	412,127.15	290,942.35	43,000.00	897,328.98	0.00
50	E	800	320	257000	000	PROPERTY SERVICE	1,361.10	0.00	0.00	0.00	0.00	0.00
50	E	800	324	257000	000	NON-TECH REPAIRS & MAINTENAN	0.00	60,257.87	58,698.28	15,000.00	7,187.40	0.00
50	E	800	342	257000	586	EMPLOYEE TRAVEL	0.00	11,738.06	10,289.06	0.00	3,784.04	0.00
50	E	800	351	257000	000	ADVERTISING	0.00	40.50	40.50	0.00	0.00	0.00
50	E	800	387	257000	000	PAYMENT TO STATE	0.00	0.00	21,219.03	22,000.00	24,953.03	0.00
50	E	800	387	257000	547	PAYMENT TO STATE	0.00	2,773.70	0.00	0.00	2,773.70-	0.00
50	E	---	3--	257000	---	*PURCHASED SERVICES	1,061,444.55	1,268,808.32	1,162,596.30	1,134,500.00	1,006,431.94	0.00
50	E	800	411	257000	000	GENERAL SUPPLIES	0.00	206.17	206.17	0.00	402.36	0.00
50	E	800	440	257000	000	NON-CAPITAL EQUIPMENT	0.00	5,376.97	5,376.97	0.00	4,521.25	0.00
50	E	800	440	257000	586	NON-CAPITAL EQUIPMENT	0.00	0.00	0.00	0.00	1,905.00	0.00
50	E	---	4--	257000	---	*NON-CAPITAL OBJECTS	0.00	5,583.14	5,583.14	0.00	6,828.61	0.00
50	E	100	551	257000	000	EQUIP ADDITION - NON-F/A	0.00	0.00	0.00	10,000.00	0.00	0.00
50	E	101	551	257000	000	EQUIP ADDITION - NON-F/A	0.00	0.00	0.00	19,000.00	0.00	0.00
50	E	800	551	257000	000	EQUIP ADDITION - NON-F/A	62,312.00	63,975.00	63,975.00	0.00	43,468.75	0.00
50	E	800	553	257000	000	EQUIP - F/A ADDITION	6,982.00	0.00	0.00	0.00	0.00	0.00
50	E	800	563	257000	000	EQUIP - F/A REPLACEMENT	0.00	19,060.00	0.00	0.00	0.00	0.00
50	E	---	5--	257000	---	*CAPITAL OBJECTS	69,294.00	83,035.00	63,975.00	29,000.00	43,468.75	0.00

Fd	T	Loc	Obj	Func	Prj	Obj	2018-19	2019-20	2019-20	2020-21	2020-21	2021-22
							ACTUAL	ACTUAL	EXPENDED	BUDGET	EXPENDED	BUDGET
50	E	---	---	257000	---	*FOOD SERVICES	1,130,738.55	1,373,751.88	1,248,479.86	1,312,328.56	1,082,268.90	0.00
50	E	---	---	2570--	---	*FOOD SERVICES	1,130,738.55	1,373,751.88	1,248,479.86	1,312,328.56	1,082,268.90	0.00
50	E	---	---	257----	---	*FOOD SERVICES	1,130,738.55	1,373,751.88	1,248,479.86	1,312,328.56	1,082,268.90	0.00
50	E	---	---	25----	---	*BUSINESS ADMINISTRATION	1,130,738.55	1,373,842.88	1,248,570.86	1,312,328.56	1,082,268.90	0.00
50	E	800	360	295000	000	TECHNOLOGY & SOFTWARE SERVIC	0.00	5,879.00	5,879.00	5,900.00	6,102.00	0.00
50	E	---	3--	295000	---	*PURCHASED SERVICES	0.00	5,879.00	5,879.00	5,900.00	6,102.00	0.00
50	E	---	---	295000	---	*ADMINISTRATIVE TECHNOLOGY S	0.00	5,879.00	5,879.00	5,900.00	6,102.00	0.00
50	E	---	---	2950--	---	*ADMINISTRATIVE TECHNOLOGY S	0.00	5,879.00	5,879.00	5,900.00	6,102.00	0.00
50	E	---	---	295----	---	*ADMINISTRATIVE TECHNOLOGY S	0.00	5,879.00	5,879.00	5,900.00	6,102.00	0.00
50	E	---	---	29----	---	*OTHER SUPPORT SERVICES	0.00	5,879.00	5,879.00	5,900.00	6,102.00	0.00
50	E	---	---	2-----	---	*SUPPORT SERVICES	1,130,738.55	1,379,721.88	1,254,449.86	1,318,228.56	1,088,370.90	0.00
50	-	---	---	-----	---	*FOOD SERVICE FUND	1,130,738.55	1,379,721.88	1,254,449.86	1,318,228.56	1,088,370.90	0.00
Grand Expense Totals							1,130,738.55	1,379,721.88	1,254,449.86	1,318,228.56	1,088,370.90	0.00

Number of Accounts: 65

***** End of report *****

				2021-22		
Fd T Loc Obj Func	Prj	Fd T Loc Obj Func	Prj	FUND 50		
50		FOOD SERVICE FUND				
50 R 800 251 257250 000	A	LA CARTE/PUPILS/		80,000.00		
<u>Bdgt Year</u>	<u>Bdgt Type</u>	<u>Budget Detail Description</u>			<u>Amount</u>	
2021-2022	FUND 50	ALACATE ITEMS & ADDITIONAL ENTRES			80,000.00	
50 R 800 259 257000 000		FOOD SERVICES/OTHER FOOD SERVICE SALES/		20,000.00		
<u>Bdgt Year</u>	<u>Bdgt Type</u>	<u>Budget Detail Description</u>			<u>Amount</u>	
2021-2022	FUND 50	CATERING AND CHARGE TICKETS			20,000.00	
50 R --- 2-- ----- ---				100,000.00		
50 R 800 617 257000 000		FOOD SERVICES/FOOD SERVICE AID - STATE/		11,500.00		
<u>Bdgt Year</u>	<u>Bdgt Type</u>	<u>Budget Detail Description</u>			<u>Amount</u>	
2021-2022	FUND 50	STATE AID FOR LUNCH MEALS			11,500.00	
50 R 800 617 257210 000		BREAKFAST/FOOD SERVICE AID - STATE/		2,500.00		
<u>Bdgt Year</u>	<u>Bdgt Type</u>	<u>Budget Detail Description</u>			<u>Amount</u>	
2021-2022	FUND 50	STATE AID FOR BREAKFAST MEALS			2,500.00	
50 R 800 617 257240 000		MILK/FOOD SERVICE AID - STATE/		5,000.00		
<u>Bdgt Year</u>	<u>Bdgt Type</u>	<u>Budget Detail Description</u>			<u>Amount</u>	
2021-2022	FUND 50	WI SCHOOL DAY MILK PROGRAM			5,000.00	
50 R --- 6-- ----- ---				19,000.00		
50 R 800 714 257000 000		FOOD SERVICES/DONATED COMMODITIES/		100,000.00		
<u>Bdgt Year</u>	<u>Bdgt Type</u>	<u>Budget Detail Description</u>			<u>Amount</u>	
2021-2022	FUND 50	VALUE OF DONATED COMMODITES REIMBURSED BY A'VIANDS			100,000.00	
50 R 800 717 257000 586		FOOD SERVICES/FOOD SERVICE AID - FEDERAL		1,215,000.00		
<u>Bdgt Year</u>	<u>Bdgt Type</u>	<u>Budget Detail Description</u>			<u>Amount</u>	
2021-2022	FUND 50	SFSP OR SSO REIMBURSEMENTS FOR MEALS			1,215,000.00	
50 R 800 717 257210 586		BREAKFAST/FOOD SERVICE AID - FEDERAL/SUM		285,000.00		
<u>Bdgt Year</u>	<u>Bdgt Type</u>	<u>Budget Detail Description</u>			<u>Amount</u>	
2021-2022	FUND 50	FEDERAL AID FOR SFSP - BREAKFAST			285,000.00	
50 R --- 7-- ----- ---				1,600,000.00		
50 - --- --- ----- ---				1,719,000.00		
Grand Revenue Totals				1,719,000.00		

Number of Accounts: 8

***** End of report *****

		2018-19	2019-20	2019-20	2020-21	2020-21	2021-22
Fd T Loc Obj Func Prj	Fd T Loc Obj Func Prj	ACTUAL	ACTUAL	EXPENDED	BUDGET	EXPENDED	BUDGET
50 R 800 251 257000 000	FOOD SERVICES/PUPILS/	377,191.45	334,259.95	334,026.71	40,000.00	53,479.85	0.00
50 R 800 251 257210 000	BREAKFAST/PUPILS/	13,707.10	16,198.75	16,198.75	0.00	0.00	0.00
50 R 800 251 257250 000	A LA CARTE/PUPILS/	130,989.20	93,098.20	93,098.20	130,000.00	7,310.00	0.00
50 R 800 252 257000 000	FOOD SERVICES/ADULTS/	2,237.35	1,762.60	0.00	0.00	0.00	0.00
50 R 800 252 257210 000	BREAKFAST/ADULTS/	0.00	0.00	0.00	0.00	12.00	0.00
50 R 800 259 257000 000	FOOD SERVICES/OTHER FOOD SERVI	37,374.73	30,448.89	30,184.04	28,000.00	17,379.37	0.00
50 R 800 259 257000 586	FOOD SERVICES/OTHER FOOD SERVI	134.90	0.00	0.00	0.00	0.00	0.00
50 R 800 291 500000 000	DISTRICT WIDE/GIFTS/	0.00	1,407.00	1,407.00	0.00	0.00	0.00
50 R --- 2-- ----- ---		561,634.73	477,175.39	474,914.70	198,000.00	78,181.22	0.00
50 R 800 617 257000 000	FOOD SERVICES/FOOD SERVICE AID	13,021.47	12,458.06	12,458.06	12,000.00	0.00	0.00
50 R 800 617 257210 000	BREAKFAST/FOOD SERVICE AID - S	3,110.30	2,845.70	2,845.70	2,800.00	0.00	0.00
50 R 800 617 257240 000	MILK/FOOD SERVICE AID - STATE/	3,175.56	5,462.97	5,462.97	5,500.00	0.00	0.00
50 R --- 6-- ----- ---		19,307.33	20,766.73	20,766.73	20,300.00	0.00	0.00
50 R 800 714 257000 000	FOOD SERVICES/DONATED COMMODIT	75,847.39	83,093.75	107,198.13	80,000.00	98,578.48	0.00
50 R 800 717 257000 000	FOOD SERVICES/FOOD SERVICE AID	394,283.64	297,987.36	297,987.36	0.00	1,443.18	0.00
50 R 800 717 257000 586	FOOD SERVICES/FOOD SERVICE AID	38,246.32	337,353.31	240,018.72	734,929.00	896,524.14	0.00
50 R 800 717 257210 000	BREAKFAST/FOOD SERVICE AID - F	55,429.49	50,112.94	50,112.94	0.00	0.00	0.00
50 R 800 717 257210 586	BREAKFAST/FOOD SERVICE AID - F	14,454.19	181,248.13	125,578.13	285,000.00	287,959.58	0.00
50 R --- 7-- ----- ---		578,261.03	949,795.49	820,895.28	1,099,929.00	1,284,505.38	0.00
50 - --- --- ----- ---		1,159,203.09	1,447,737.61	1,316,576.71	1,318,229.00	1,362,686.60	0.00
Grand Revenue Totals		1,159,203.09	1,447,737.61	1,316,576.71	1,318,229.00	1,362,686.60	0.00

Number of Accounts: 16

***** End of report *****

						2021-22	
Fd	T	Loc	Obj	Func	Prj	Fd	T
						FUND 80	
80	E	800	150	232200	000		
						COMMUNITY RELATIONS/CHAPERONE PAY/	12,500.00
<u>Bdgt Year</u>	<u>Bdgt Type</u>	<u>Budget Detail Description</u>				<u>Amount</u>	
2021-2022	FUND 80	PAYROLL FOR FITNESS CENTER				12,500.00	
80	E	---	1--	232200	---		12,500.00
80	E	800	212	232200	000		
						COMMUNITY RELATIONS/RETIREMENT - EMPLOYE	1,000.00
<u>Bdgt Year</u>	<u>Bdgt Type</u>	<u>Budget Detail Description</u>				<u>Amount</u>	
2021-2022	FUND 80	SOCIAL SECURITY				1,000.00	
80	E	800	220	232200	000		
						COMMUNITY RELATIONS/SOCIAL SECURITY/	185.00
<u>Bdgt Year</u>	<u>Bdgt Type</u>	<u>Budget Detail Description</u>				<u>Amount</u>	
2021-2022	FUND 80	MEDICARE FOR FITNESS CENTER				185.00	
80	E	---	2--	232200	---		1,185.00
80	E	800	351	232200	000		
						COMMUNITY RELATIONS/ADVERTISING/	500.00
<u>Bdgt Year</u>	<u>Bdgt Type</u>	<u>Budget Detail Description</u>				<u>Amount</u>	
2021-2022	FUND 80	ADVERTISING				500.00	
80	E	800	381	232200	000		
						COMMUNITY RELATIONS/PAYMENT TO MUNICIPAL	45,000.00
<u>Bdgt Year</u>	<u>Bdgt Type</u>	<u>Budget Detail Description</u>				<u>Amount</u>	
2021-2022	FUND 80	POLICE LIAISON OFFICER				45,000.00	
80	E	---	3--	232200	---		45,500.00
80	E	---	---	232200	---		59,185.00
80	E	800	460	254490	000		
						OTHER EQUIPMENT REPAIRS/EQUIPMENT COMPON	10,000.00
<u>Bdgt Year</u>	<u>Bdgt Type</u>	<u>Budget Detail Description</u>				<u>Amount</u>	
2021-2022	FUND 80	REPAIR TO FITNESS EQUIPMENT AT MAMS AND MASH				10,000.00	
80	E	---	4--	254490	---		10,000.00
80	E	---	---	254490	---		10,000.00
80	E	800	140	393000	000		
						RECREATION ATHLETIC COMM SRVC/STUDENT SA	15,000.00
<u>Bdgt Year</u>	<u>Bdgt Type</u>	<u>Budget Detail Description</u>				<u>Amount</u>	
2021-2022	FUND 80	LIFEGUARDS				15,000.00	
80	E	---	1--	393000	---		15,000.00
80	E	800	220	393000	000		
						RECREATION ATHLETIC COMM SRVC/SOCIAL SEC	1,000.00
<u>Bdgt Year</u>	<u>Bdgt Type</u>	<u>Budget Detail Description</u>				<u>Amount</u>	
2021-2022	FUND 80	SOCIAL SECURITY FOR POOL WORKERS				1,000.00	
80	E	800	229	393000	000		
						RECREATION ATHLETIC COMM SRVC/MEDICARE/	250.00
<u>Bdgt Year</u>	<u>Bdgt Type</u>	<u>Budget Detail Description</u>				<u>Amount</u>	
2021-2022	FUND 80	MEDICARE FOR POOL WORKERS				250.00	
80	E	---	2--	393000	---		1,250.00
80	E	800	940	393000	000		
						RECREATION ATHLETIC COMM SRVC/DUES AND F	450.00
<u>Bdgt Year</u>	<u>Bdgt Type</u>	<u>Budget Detail Description</u>				<u>Amount</u>	
2021-2022	FUND 80	DUES FOR POOL WORKERS				450.00	
80	E	---	9--	393000	---		450.00
80	E	---	---	393000	---		16,700.00

Grand Expense Totals 85,885.00

Number of Accounts: 10

***** End of report *****

Fd	T	Loc	Obj	Func	Prj	Obj	2018-19	2019-20	2019-20	2020-21	2020-21	2021-22
							ACTUAL	ACTUAL	EXPENDED	BUDGET	EXPENDED	BUDGET
219000 OTHER PUPIL SERVICES												
80	E	800	381	219000	000	PAYMENT TO MUNICIPALITY	36,303.89	0.00	0.00	0.00	0.00	0.00
80	E	800	---	219000	---	*DISTRICT WIDE	36,303.89	0.00	0.00	0.00	0.00	0.00
80	E	---	---	219000	---	*OTHER PUPIL SERVICES	36,303.89	0.00	0.00	0.00	0.00	0.00
230000 GENERAL ADMINISTRATION												
80	E	800	359	230000	000	OTHER COMMUNICATIONS	355.24	370.92	340.08	0.00	307.92	0.00
80	E	800	---	230000	---	*DISTRICT WIDE	355.24	370.92	340.08	0.00	307.92	0.00
80	E	---	---	230000	---	*GENERAL ADMINISTRATION	355.24	370.92	340.08	0.00	307.92	0.00
232200 COMMUNITY RELATIONS												
80	E	800	150	232200	000	CHAPERONE PAY	0.00	368.50	368.50	12,500.00	6,135.00	0.00
80	E	800	212	232200	000	RETIREMENT - EMPLOYER SHARE	0.00	0.00	0.00	0.00	54.33	0.00
80	E	800	220	232200	000	SOCIAL SECURITY	0.00	22.85	22.85	1,000.00	376.49	0.00
80	E	800	229	232200	000	MEDICARE	0.00	5.34	5.34	185.00	88.10	0.00
80	E	800	351	232200	000	ADVERTISING	0.00	0.00	0.00	500.00	0.00	0.00
80	E	800	381	232200	000	PAYMENT TO MUNICIPALITY	0.00	45,475.10	0.00	50,000.00	0.00	0.00
80	E	800	---	232200	---	*DISTRICT WIDE	0.00	45,871.79	396.69	64,185.00	6,653.92	0.00
80	E	---	---	232200	---	*COMMUNITY RELATIONS	0.00	45,871.79	396.69	64,185.00	6,653.92	0.00
240000 BUILDING ADMINISTRATION												
80	E	800	310	240000	000	PERSONAL SERVICES	1,100.00	0.00	0.00	0.00	0.00	0.00
80	E	800	411	240000	000	GENERAL SUPPLIES	531.89	0.00	0.00	0.00	304.15	0.00
80	E	800	420	240000	000	APPAREL	0.00	168.00	168.00	0.00	0.00	0.00
80	E	800	940	240000	000	DUES AND FEES	800.00	150.00	150.00	0.00	220.00	0.00
80	E	800	---	240000	---	*DISTRICT WIDE	2,431.89	318.00	318.00	0.00	524.15	0.00
80	E	---	---	240000	---	*BUILDING ADMINISTRATION	2,431.89	318.00	318.00	0.00	524.15	0.00

Fd	T	Loc	Obj	Func	Prj	Obj	2018-19	2019-20	2019-20	2020-21	2020-21	2021-22
							ACTUAL	ACTUAL	EXPENDED	BUDGET	EXPENDED	BUDGET
254000 MAINTENANCE												
80	E	800	411	254000	000	GENERAL SUPPLIES	280.60	0.00	0.00	0.00	0.00	0.00
80	E	800	460	254000	000	EQUIPMENT COMPONENTS	1,228.63	0.00	0.00	0.00	0.00	0.00
80	E	800	---	254000	---	*DISTRICT WIDE	1,509.23	0.00	0.00	0.00	0.00	0.00
80	E	---	---	254000	---	*MAINTENANCE	1,509.23	0.00	0.00	0.00	0.00	0.00
254490 OTHER EQUIPMENT REPAIRS												
80	E	800	460	254490	000	EQUIPMENT COMPONENTS	0.00	0.00	0.00	10,000.00	0.00	0.00
80	E	800	---	254490	---	*DISTRICT WIDE	0.00	0.00	0.00	10,000.00	0.00	0.00
80	E	---	---	254490	---	*OTHER EQUIPMENT REPAIRS	0.00	0.00	0.00	10,000.00	0.00	0.00
310000 COMMUNITY SRVCS - ADULT EDUC												
80	E	800	351	310000	000	ADVERTISING	1,205.50	1,285.00	1,202.50	0.00	90.00	0.00
80	E	800	480	310000	000	NON-CAPITAL TECHNOLOGY	0.00	384.00	384.00	0.00	0.00	0.00
80	E	800	---	310000	---	*DISTRICT WIDE	1,205.50	1,669.00	1,586.50	0.00	90.00	0.00
80	E	---	---	310000	---	*COMMUNITY SRVCS - ADULT EDU	1,205.50	1,669.00	1,586.50	0.00	90.00	0.00
390000 COMMUNITY SERVICES - OTHER												
80	E	800	110	390000	901	CERTIFIED SALARIES	0.00	0.00	0.00	0.00	2,420.31	0.00
80	E	800	120	390000	901	CLERICAL SALARIES	0.00	0.00	0.00	0.00	506.53	0.00
80	E	800	212	390000	901	RETIREMENT - EMPLOYER SHARE	0.00	0.00	0.00	0.00	34.19	0.00
80	E	800	220	390000	901	SOCIAL SECURITY	0.00	0.00	0.00	0.00	174.86	0.00
80	E	800	229	390000	901	MEDICARE	0.00	0.00	0.00	0.00	40.90	0.00
80	E	800	351	390000	901	ADVERTISING	0.00	0.00	0.00	0.00	1,203.50	0.00
80	E	800	360	390000	901	TECHNOLOGY & SOFTWARE SERVIC	0.00	0.00	0.00	0.00	189.70	0.00
80	E	800	---	390000	---	*DISTRICT WIDE	0.00	0.00	0.00	0.00	4,569.99	0.00
80	E	---	---	390000	---	*COMMUNITY SERVICES - OTHER	0.00	0.00	0.00	0.00	4,569.99	0.00

Fd	T	Loc	Obj	Func	Prj	Obj	2018-19 ACTUAL	2019-20 ACTUAL	2019-20 EXPENDED	2020-21 BUDGET	2020-21 EXPENDED	2021-22 BUDGET
393000 RECREATION ATHLETIC COMM SRVC												
80	E	800	140	393000	000	STUDENT SALARIES	0.00	0.00	0.00	15,000.00	11,328.75	0.00
80	E	800	220	393000	000	SOCIAL SECURITY	0.00	0.00	0.00	1,000.00	561.48	3,100.00
80	E	800	229	393000	000	MEDICARE	0.00	0.00	0.00	250.00	131.34	0.00
80	E	800	940	393000	000	DUES AND FEES	0.00	0.00	0.00	450.00	0.00	0.00
80	E	800	---	393000	---	*DISTRICT WIDE	0.00	0.00	0.00	16,700.00	12,021.57	3,100.00
80	E	---	---	393000	---	*RECREATION ATHLETIC COMM SR	0.00	0.00	0.00	16,700.00	12,021.57	3,100.00
491000 SPEC REV TRANSFERS TO OTHER												
80	E	800	937	491000	901	FEDERAL GRANT TRANSITS	0.00	0.00	0.00	0.00	4,500.00	0.00
80	E	800	---	491000	---	*DISTRICT WIDE	0.00	0.00	0.00	0.00	4,500.00	0.00
80	E	---	---	491000	---	*SPEC REV TRANSFERS TO OTHER	0.00	0.00	0.00	0.00	4,500.00	0.00
Grand Expense Totals							41,805.75	48,229.71	2,641.27	90,885.00	28,667.55	3,100.00

Number of Accounts: 29

***** End of report *****

Fd T Loc Obj Func		Prj	Fd T Loc Obj Func		Prj	2021-22	2021-22
						CLC	FUND 80
80 COMMUNITY SERVICE FUND							
80 R 800 211 500000 000	DISTRICT WIDE/PROPERTY TAX/					0.00	270,010.00
<u>Bdgt Year</u>	<u>Bdgt Type</u>	<u>Budget Detail Description</u>					<u>Amount</u>
2021-2022	FUND 80	TAX LEVY					270,010.00
80 R 800 259 500000 740	DISTRICT WIDE/OTHER FOOD SERVICE SALES/A					0.00	5,000.00
<u>Bdgt Year</u>	<u>Bdgt Type</u>	<u>Budget Detail Description</u>					<u>Amount</u>
2021-2022	FUND 80	FOOD SERVICE PURCHASES					5,000.00
80 R 800 272 500000 740	DISTRICT WIDE/COMMUNITY SERVICE FEES/AFT					0.00	25,500.00
<u>Bdgt Year</u>	<u>Bdgt Type</u>	<u>Budget Detail Description</u>					<u>Amount</u>
2021-2022	FUND 80	CLC PARTICIPATION FEES					25,500.00
80 R --- 2-- ----- ---						0.00	300,510.00
80 - --- --- ----- ---						0.00	300,510.00
<hr/> Grand Revenue Totals						0.00	300,510.00

Number of Accounts: 3

***** End of report *****

		2018-19		2019-20		2019-20		2020-21		2020-21		2021-22	
Fd	T Loc Obj Func Prj	Fd	T Loc Obj Func Prj	ACTUAL	ACTUAL	EXPENDED	BUDGET	EXPENDED	BUDGET	EXPENDED	BUDGET	EXPENDED	BUDGET
80	COMMUNITY SERVICE FUND												
80 R	800 211 500000 000			234,335.00	258,495.00	258,495.00	258,495.00	258,495.00	258,495.00	258,495.00	258,495.00	0.00	0.00
80 R	800 240 500000 740			26,302.93	10,126.00	10,126.00	25,500.00	0.00	25,500.00	0.00	25,500.00	0.00	0.00
80 R	800 259 500000 740			0.00	10,793.25	10,793.25	5,000.00	8,338.50	5,000.00	8,338.50	5,000.00	8,338.50	0.00
80 R	800 272 500000 000			5,025.25	1,209.30	1,209.30	0.00	12,181.00	0.00	12,181.00	0.00	12,181.00	0.00
80 R	800 272 500000 740			0.00	0.00	0.00	0.00	10,015.00	0.00	10,015.00	0.00	10,015.00	0.00
80 R	--- 2-- ----- ---			265,663.18	280,623.55	280,623.55	288,995.00	289,029.50	288,995.00	289,029.50	288,995.00	289,029.50	0.00
80 R	800 791 500000 901			0.00	0.00	0.00	0.00	971.32	0.00	971.32	0.00	971.32	0.00
80 R	--- 7-- ----- ---			0.00	0.00	0.00	0.00	971.32	0.00	971.32	0.00	971.32	0.00
80	- --- ----- ---			265,663.18	280,623.55	280,623.55	288,995.00	290,000.82	288,995.00	290,000.82	288,995.00	290,000.82	0.00
Grand Revenue Totals				265,663.18	280,623.55	280,623.55	288,995.00	290,000.82	288,995.00	290,000.82	288,995.00	290,000.82	0.00

Number of Accounts: 6

***** End of report *****

ACCOUNT NUMBER	FUNCTION	BEGINNING BALANCE	April 2020-21 ACTIVITY	YTD ACTIVITY	ENDING BALANCE
60 A 000 000 711109 000	CASH ON DEPOSIT - MASH	82564.05	73604.81CR	73856.24CR	8707.81
60 A 000 000 711219 000	PETTY CASH - MASH	340.00	0.00	0.00	340.00
60 A 000 000 712209 000	STATE INVESTMENT POOL - MASH	52280.82	52322.55CR	52280.82CR	0.00
60 A 000 000 713309 000	INTEREST RECEIVABLE	0.00	0.00	0.00	0.00
60 A --- --- --- --- ---	*Asset	135184.87	125927.36CR	126137.06CR	9047.81
60 L 000 000 812109 000	DUE TO GENERAL FUND	0.00	0.00	0.00	0.00
60 L 000 000 814000 000	DUE TO STUDENT ORGANIZATIONS	0.00	0.00	0.00	0.00
60 L 000 000 814402 000	ANNUAL	1.00CR	0.00	0.00	1.00CR
60 L 000 000 814403 000	ART CLUB	792.67CR	516.67	792.67	0.00
60 L 000 000 814404 000	ART RESALE	2383.75CR	3237.92	2383.75	0.00
60 L 000 000 814405 000	CLASS OF 2024	0.00	0.00	106.78CR	106.78CR
60 L 000 000 814415 000	CANDY MACHINES	0.00	0.00	0.00	0.00
60 L 000 000 814419 000	CHESS CLUB	65.80CR	0.00	0.00	65.80CR
60 L 000 000 814422 000	CHOIR	0.00	0.00	0.00	0.00
60 L 000 000 814423 000	CLASS OF 2016	0.00	0.00	0.00	0.00
60 L 000 000 814424 000	CLASS OF 2017	1524.30CR	0.00	0.00	1524.30CR
60 L 000 000 814425 000	CLASS OF 2018	292.77CR	0.00	0.00	292.77CR
60 L 000 000 814426 000	CLASS OF 2019	2060.60CR	0.00	0.00	2060.60CR
60 L 000 000 814427 000	CLASS OF 2020	2362.00CR	0.00	1600.00	762.00CR
60 L 000 000 814428 000	CLASS OF 2021	406.73CR	0.00	170.58	236.15CR
60 L 000 000 814429 000	CLASS OF 2022	308.88CR	504.77	308.88	0.00
60 L 000 000 814430 000	CLASS OF 2023	135.62CR	266.64	135.62	0.00
60 L 000 000 814431 000	CLASS OF 2014	0.00	0.00	0.00	0.00
60 L 000 000 814432 000	CLASS OF 2015	0.00	0.00	0.00	0.00
60 L 000 000 814433 000	DANCE COMMITTEE	0.00	0.00	0.00	0.00
60 L 000 000 814437 000	DRAMA CLUB	15323.77CR	0.00	2313.17	13010.60CR
60 L 000 000 814441 000	HISTORY CLUB	9745.66CR	8618.16	9745.66	0.00
60 L 000 000 814442 000	FRENCH TRIP	5209.76CR	4831.45	5209.76	0.00
60 L 000 000 814452 000	INTEREST	4906.32CR	1.71CR	73.87CR	4980.19CR
60 L 000 000 814458 000	LIBRARY CLUB	1019.00CR	0.00	0.00	1019.00CR
60 L 000 000 814463 000	MARKETING CLUB	15659.29CR	11.85CR	3715.31	11943.98CR
60 L 000 000 814467 000	STUDENT VENDING	5892.55CR	0.00	2423.74CR	8316.29CR
60 L 000 000 814469 000	NATIONAL HONOR SOCIETY	703.48CR	826.98	703.48	0.00
60 L 000 000 814473 000	POST PROM	13037.51CR	13565.62	13037.51	0.00
60 L 000 000 814475 000	YOUTH APPRENTICESHIP	13547.64CR	14353.19	13547.64	0.00
60 L 000 000 814476 000	RAIDER HORIZON	0.00	0.00	0.00	0.00
60 L 000 000 814478 000	ROCKETRY CLUB	0.00	0.00	0.00	0.00
60 L 000 000 814479 000	SHOW CHOIR	1036.68CR	1212.68	1036.68	0.00
60 L 000 000 814480 000	SCIENCE CLUB	1405.86CR	0.00	0.00	1405.86CR
60 L 000 000 814481 000	SCIENCE OLYMPIAD	15819.21CR	16401.56	15819.21	0.00
60 L 000 000 814483 000	INTERNATIONAL CLUB	2935.96CR	3111.85	2935.96	0.00
60 L 000 000 814485 000	SPANISH TRIP	3681.04CR	4000.18	3681.04	0.00
60 L 000 000 814486 000	STUDENT COUNCIL	9750.33CR	0.00	1455.30	8295.03CR
60 L 000 000 814494 000	WEIGHT LIFTERS	109.00CR	0.00	0.00	109.00CR
60 L --- --- --- --- ---	*Liability	130117.18CR	71434.11	75987.83	54129.35CR
60 - --- --- --- --- ---	*AGENCY FUND	5067.69	54493.25CR	50149.23CR	45081.54CR

Number of Accounts: 43

***** End of report *****

ACCOUNT NUMBER		FUNCTION									
Date	Src	Sub	Batch	Vendor Name/Ref	PO#/Line#	Description	Inv#/Desc2	Inv Date	Chk#/Rec#	Check Date	Amount
60 L 000 000 814402 000				ANNUAL							
						*60 L 000 000 814402 000					0.00
			1.00CR	Beg Bal	0.00	Activity	1.00CR	End Bal			
60 L 000 000 814403 000				ART CLUB							
04/01/21	JE		F60		3	ART CLUB		04/01/21			516.67
						April					516.67
						*60 L 000 000 814403 000					516.67
						*Journal Entries					516.67
			792.67CR	Beg Bal	792.67	Activity	0.00	End Bal			
60 L 000 000 814404 000				ART RESALE							
04/01/21	JE		MERGE		3	GASB 84 - ROLLOVER FROM FUND		04/01/21			3,237.92
						60					
						April					3,237.92
						*60 L 000 000 814404 000					3,237.92
						*Journal Entries					3,237.92
			2,383.75CR	Beg Bal	2,383.75	Activity	0.00	End Bal			
60 L 000 000 814405 000				CLASS OF 2024							
						*60 L 000 000 814405 000					0.00
			0.00	Beg Bal	106.78CR	Activity	106.78CR	End Bal			
60 L 000 000 814415 000				CANDY MACHINES							
						*60 L 000 000 814415 000					0.00
			0.00	Beg Bal	0.00	Activity	0.00	End Bal			
60 L 000 000 814419 000				CHESS CLUB							
						*60 L 000 000 814419 000					0.00
			65.80CR	Beg Bal	0.00	Activity	65.80CR	End Bal			
60 L 000 000 814422 000				CHOIR							
						*60 L 000 000 814422 000					0.00
			0.00	Beg Bal	0.00	Activity	0.00	End Bal			
60 L 000 000 814423 000				CLASS OF 2016							
						*60 L 000 000 814423 000					0.00
			0.00	Beg Bal	0.00	Activity	0.00	End Bal			

ACCOUNT

NUMBER	FUNCTION				Vendor Name/Ref	PO#/Line#	Description	Inv#/Desc2	Inv Date	Chk#/Rec#	Check Date	Amount
Date	Src	Sub	Batch									
60 L 000 000 814424 000					CLASS OF 2017							
							*60 L 000 000 814424 000					0.00
	1,524.30	CR	Beg Bal		0.00	Activity	1,524.30	CR	End Bal			
60 L 000 000 814425 000					CLASS OF 2018							
							*60 L 000 000 814425 000					0.00
	292.77	CR	Beg Bal		0.00	Activity	292.77	CR	End Bal			
60 L 000 000 814426 000					CLASS OF 2019							
							*60 L 000 000 814426 000					0.00
	2,060.60	CR	Beg Bal		0.00	Activity	2,060.60	CR	End Bal			
60 L 000 000 814427 000					CLASS OF 2020							
							*60 L 000 000 814427 000					0.00
	2,362.00	CR	Beg Bal		1,600.00	Activity	762.00	CR	End Bal			
60 L 000 000 814428 000					CLASS OF 2021							
							*60 L 000 000 814428 000					0.00
	406.73	CR	Beg Bal		170.58	Activity	236.15	CR	End Bal			
60 L 000 000 814429 000					CLASS OF 2022							
04/01/21	JE		GASB84			14	GASB 84 - F60 TO FUND 21		04/01/21			504.77
							April					504.77
							*60 L 000 000 814429 000					504.77
							*Journal Entries					504.77
	308.88	CR	Beg Bal		308.88	Activity	0.00	End Bal				
60 L 000 000 814430 000					CLASS OF 2023							
04/01/21	JE		GASB84			15	GASB 84 - FUND 60 TO FUND 21		04/01/21			266.64
							April					266.64
							*60 L 000 000 814430 000					266.64
							*Journal Entries					266.64
	135.62	CR	Beg Bal		135.62	Activity	0.00	End Bal				
60 L 000 000 814431 000					CLASS OF 2014							
							*60 L 000 000 814431 000					0.00
	0.00		Beg Bal		0.00	Activity	0.00	End Bal				

ACCOUNT NUMBER		FUNCTION									
Date	Src	Sub	Batch	Vendor Name/Ref	PO#/Line#	Description	Inv#/Desc2	Inv Date	Chk#/Rec#	Check Date	Amount
60 L 000 000 814432 000				CLASS OF 2015							
						*60 L 000 000 814432 000					0.00
		0.00	Beg Bal	0.00	Activity	0.00	End Bal				
60 L 000 000 814433 000				DANCE COMMITTEE							
						*60 L 000 000 814433 000					0.00
		0.00	Beg Bal	0.00	Activity	0.00	End Bal				
60 L 000 000 814437 000				DRAMA CLUB							
						*60 L 000 000 814437 000					0.00
		15,323.77	CR Beg Bal	2,313.17	Activity	13,010.60	CR End Bal				
60 L 000 000 814441 000				HISTORY CLUB							
04/01/21	JE		GASB84		8	GASB 84 - ROLLOVER FROM FUN 60 TO FUND 21 April		04/01/21			8,618.16
						*60 L 000 000 814441 000					8,618.16
						*Journal Entries					8,618.16
		9,745.66	CR Beg Bal	9,745.66	Activity	0.00	End Bal				
60 L 000 000 814442 000				FRENCH TRIP							
04/01/21	JE		MERGE		7	GASB 84 - FUND 60 ROLLOVER INTO FUND 21 April		04/01/21			4,831.45
						*60 L 000 000 814442 000					4,831.45
						*Journal Entries					4,831.45
		5,209.76	CR Beg Bal	5,209.76	Activity	0.00	End Bal				
60 L 000 000 814452 000				INTEREST							
04/30/21	CR		90		1	APRIL 2021 INTEREST		04/30/21	0000		1.71CR
04/30/21	JE		LGIP		2	MONTHLY INTEREST PER STATEMENT	APRIL 2021	04/30/21			1.94CR
04/30/21	JE		LGIP		2	MONTHLY INTEREST PER STATEMENT April	APRIL 2021	04/30/21			1.94
						*60 L 000 000 814452 000					1.71CR
						*Cash Receipts					1.71CR
						*Journal Entries					0.00
		4,906.32	CR Beg Bal	73.87	CR Activity	4,980.19	CR End Bal				

ACCOUNT

NUMBER	FUNCTION				Vendor Name/Ref	PO#/Line#	Description	Inv#/Desc2	Inv Date	Chk#/Rec#	Check Date	Amount
60 L 000 000 814458 000	LIBRARY CLUB											
							*60 L 000 000 814458 000					0.00
	1,019.00	CR	000	Beg Bal	0.00	Activity	1,019.00	CR				End Bal
60 L 000 000 814463 000	MARKETING CLUB											
04/01/21	JE		GASB84		4	MARKETING CLUB - UNCASHED		04/01/21				74.62
						CHECK/930435						
04/01/21	JE		GASB84		3	MOVE BACK TO FUND 60 DUE TO		04/01/21				11,932.13
						UNCASHED CHECKS						
04/01/21	JE		GASB84		10	GASB 84 - ROLLOVER FROM FUN		04/01/21				11,932.13
						60 TO FUND 21						
04/01/21	JE		GASB84		4	MARKETING CLUB - UNCASHED		04/01/21				74.62
						CHECK/930435						
04/30/21	CR		90		2	SQUARED RED ZONE		04/30/21	0001			11.85
						April						11.85
						*60 L 000 000 814463 000						11.85
						*Cash Receipts						11.85
						*Journal Entries						0.00
	15,659.29	CR	000	Beg Bal	3,715.31	Activity	11,943.98	CR				End Bal
60 L 000 000 814467 000	STUDENT VENDING											
04/01/21	JE		GASB84		8	UNCASHED CHECKS - BACK TO		04/01/21				116.93
						FUND 60						
04/01/21	JE		GASB84		2	MOVE BACK TO FUND 60 DUE TO		04/01/21				8,316.29
						UNCASHED CHECKS						
04/01/21	JE		GASB84		11	GASB 84 - ROLLOVER FROM FUN		04/01/21				8,316.29
						60 TO FUND 21						
04/01/21	JE		GASB84		8	UNCASHED CHECKS - BACK TO		04/01/21				116.93
						FUND 60						
						April						0.00
						*60 L 000 000 814467 000						0.00
						*Journal Entries						0.00
	5,892.55	CR	000	Beg Bal	2,423.74	Activity	8,316.29	CR				End Bal
60 L 000 000 814469 000	NATIONAL HONOR SOCIETY											
04/01/21	JE		GASB84		12	GASB 84 - ROLLOVER FROM FUN		04/01/21				826.98
						60 TO FUND 21						
						April						826.98
						*60 L 000 000 814469 000						826.98

ACCOUNT

NUMBER	FUNCTION										
Date	Src	Sub	Batch	Vendor Name/Ref	PO#/Line#	Description	Inv#/Desc2	Inv Date	Chk#/Rec#	Check Date	Amount
60 L 000 000 814469 000 (continued)											
						*Journal Entries					826.98
	703.48CR		Beg Bal	703.48	Activity	0.00	End Bal				
60 L 000 000 814473 000 POST PROM											
04/01/21	JE		GASB84		13	GASB 84 - ROLLOVER FROM FUN 60 TO FUND 21		04/01/21			13,565.62
						April					13,565.62
						*60 L 000 000 814473 000					13,565.62
						*Journal Entries					13,565.62
	13,037.51CR		Beg Bal	13,037.51	Activity	0.00	End Bal				
60 L 000 000 814475 000 YOUTH APPRENTICESHIP											
04/01/21	JE		GASB84		9	GASB 84 - F60 TO F21		04/01/21			14,353.19
						April					14,353.19
						*60 L 000 000 814475 000					14,353.19
						*Journal Entries					14,353.19
	13,547.64CR		Beg Bal	13,547.64	Activity	0.00	End Bal				
60 L 000 000 814476 000 RAIDER HORIZON											
						*60 L 000 000 814476 000					0.00
	0.00		Beg Bal	0.00	Activity	0.00	End Bal				
60 L 000 000 814478 000 ROCKETRY CLUB											
						*60 L 000 000 814478 000					0.00
	0.00		Beg Bal	0.00	Activity	0.00	End Bal				
60 L 000 000 814479 000 SHOW CHOIR											
04/01/21	JE		GASB84		10	GASB 84 - F60 TO FUND 21		04/01/21			1,212.68
						April					1,212.68
						*60 L 000 000 814479 000					1,212.68
						*Journal Entries					1,212.68
	1,036.68CR		Beg Bal	1,036.68	Activity	0.00	End Bal				
60 L 000 000 814480 000 SCIENCE CLUB											
						*60 L 000 000 814480 000					0.00
	1,405.86CR		Beg Bal	0.00	Activity	1,405.86CR	End Bal				

ACCOUNT NUMBER		FUNCTION									
Date	Src	Sub	Batch	Vendor Name/Ref	PO#/Line#	Description	Inv#/Desc2	Inv Date	Chk#/Rec#	Check Date	Amount
60 L 000 000 814481 000				SCIENCE OLYMPIAD							
04/01/21	JE		GASB84		11	GASB 84 - F60 TO FUND 21		04/01/21			16,401.56
						April					16,401.56
						*60 L 000 000 814481 000					16,401.56
						*Journal Entries					16,401.56
			15,819.21CR	Beg Bal	15,819.21	Activity	0.00	End Bal			
60 L 000 000 814483 000				INTERNATIONAL CLUB							
04/01/21	JE		GASB84		9	GASB 84 - ROLLOVER FROM FUN		04/01/21			3,111.85
						60 TO FUND 21					
						April					3,111.85
						*60 L 000 000 814483 000					3,111.85
						*Journal Entries					3,111.85
			2,935.96CR	Beg Bal	2,935.96	Activity	0.00	End Bal			
60 L 000 000 814485 000				SPANISH TRIP							
04/01/21	JE		GASB84		12	GASB 84 - F60 TO FUND 21		04/01/21			4,000.18
						April					4,000.18
						*60 L 000 000 814485 000					4,000.18
						*Journal Entries					4,000.18
			3,681.04CR	Beg Bal	3,681.04	Activity	0.00	End Bal			
60 L 000 000 814486 000				STUDENT COUNCIL							
						*60 L 000 000 814486 000					0.00
			9,750.33CR	Beg Bal	1,455.30	Activity	8,295.03CR	End Bal			
60 L 000 000 814494 000				WEIGHT LIFTERS							
						*60 L 000 000 814494 000					0.00
			109.00CR	Beg Bal	0.00	Activity	109.00CR	End Bal			
60 - - - - -				*AGENCY FUND							

Number of Accounts: 37

***** End of report *****

<u>POST</u>	<u>REFERENCE 1</u>	<u>BANK</u>	<u>REFERENC</u>	<u>SS</u>	<u>LINE</u>	<u>DESCRIPTION 1</u>	<u>DESCRIPTION 2</u>	<u>DATE</u>	<u>AMOUNT</u>
04/30/2021		BNK9	0000	90	1	APRIL 2021 INTEREST		04/30/2021	1.71
04/30/2021		BNK9	0001	90	2	SQUARED RED ZONE		04/30/2021	11.85
04/30/2021		BNK9	0002	90	3	RAIDER CAFE		04/30/2021	875.60
Total for Cash Receipts									889.16

FUND SUMMARY

<u>FUND</u>	<u>DESCRIPTION</u>	<u>BALANCE SHEET</u>	<u>REVENUE</u>	<u>EXPENSE</u>	<u>TOTAL</u>
60	AGENCY FUND	889.16	0.00	0.00	889.16
***	Fund Summary Totals ***	889.16	0.00	0.00	889.16

***** End of report *****

											2021-22				
Fd	T	Loc	Obj	Func	Prj	Fd	T	Loc	Obj	Func	Prj	FND 99 REV			
99												OTHER PKG/COOP PROGRAM FUNDS			
99	R	600	110	411000	360							TRANSFER FROM FUND 10/TRANSFERS IN - GEN	7,757,600.00		
												<u>Bdgt Year</u>	<u>Bdgt Type</u>	<u>Budget Detail Description</u>	<u>Amount</u>
												2021-2022	FND 99 REV	Transfer from fund 10 to 99	5,982,597.00
												2021-2022	FND 99 REV	Transfer from Fund 10 to Fund 27 for RVA Expenses	1,775,003.00
99	R	---	1--	-----	---										7,757,600.00
99	R	600	341	500000	360							DISTRICT WIDE/GEN TUITION-NON-OPEN ENROL	3,061,170.00		
												<u>Bdgt Year</u>	<u>Bdgt Type</u>	<u>Budget Detail Description</u>	<u>Amount</u>
												2021-2022	FND 99 REV	REVENUE FROM AFFILIATE AND CONSORTIUM MEMBERS	3,061,170.00
99	R	---	3--	-----	---										3,061,170.00
99	-	---	---	-----	---										10,818,770.00
Grand Revenue Totals												10,818,770.00			

Number of Accounts: 2

***** End of report *****

		2018-19		2019-20		2019-20		2020-21		2020-21		2021-22	
Fd	T Loc Obj Func Prj	Fd	T Loc Obj Func Prj	ACTUAL	ACTUAL	EXPENDED	BUDGET	EXPENDED	BUDGET	EXPENDED	BUDGET	EXPENDED	BUDGET
100	OPERATING TRANSFERS - IN												
99	R 600 110 410000 360			3,137,616.33	3,874,092.99	0.00	0.00	0.00	0.00	0.00	0.00	0.00	0.00
99	R 600 110 411000 360			0.00	0.00	0.00	5,939,380.00	0.00	0.00	0.00	0.00	0.00	0.00
99	R --- 1-- ----- ---			3,137,616.33	3,874,092.99	0.00	5,939,380.00	0.00	0.00	0.00	0.00	0.00	0.00
200	REVENUE FROM LOCAL SOURCES												
99	R 600 270 500000 360			0.00	590.00	590.00	0.00	0.00	0.00	0.00	0.00	0.00	0.00
99	R 600 279 500000 360			0.00	0.00	0.00	0.00	40.00	0.00	0.00	0.00	0.00	0.00
99	R 600 291 500000 360			0.00	89.83	89.83	0.00	0.00	0.00	0.00	0.00	0.00	0.00
99	R 600 297 500000 360			0.00	1,092.10	350.03	0.00	4,093.00	0.00	0.00	0.00	0.00	0.00
99	R --- 2-- ----- ---			0.00	1,771.93	1,029.86	0.00	4,133.00	0.00	0.00	0.00	0.00	0.00
300	INTERDIST PYMNTS WITHIN - WI												
99	R 600 341 500000 360			1,337,965.62	1,917,024.50	65,626.00	1,585,361.00	622,694.00	0.00	0.00	0.00	0.00	0.00
99	R --- 3-- ----- ---			1,337,965.62	1,917,024.50	65,626.00	1,585,361.00	622,694.00	0.00	0.00	0.00	0.00	0.00
500	REV FROM INTERMEDIATE SOURCES												
99	R 600 515 500000 360			0.00	250.00	250.00	0.00	1,085.00	0.00	0.00	0.00	0.00	0.00
99	R --- 5-- ----- ---			0.00	250.00	250.00	0.00	1,085.00	0.00	0.00	0.00	0.00	0.00
99	- --- --- ----- ---			4,475,581.95	5,793,139.42	66,905.86	7,524,741.00	627,912.00	0.00	0.00	0.00	0.00	0.00
Grand Revenue Totals				4,475,581.95	5,793,139.42	66,905.86	7,524,741.00	627,912.00	0.00	0.00	0.00	0.00	0.00

Number of Accounts: 8

***** End of report *****

Fd	T	Loc	Obj	Func	Prj	Obj	2018-19	2019-20	2019-20	2020-21	2020-21	2021-22
							ACTUAL	ACTUAL	EXPENDED	BUDGET	EXPENDED	BUDGET
27	E	800	310	256250	019	PERSONAL SERVICES	0.00	4,015.47	4,015.47	14,000.00	8,661.71	0.00
27	E	800	348	256250	011	FUEL	0.00	474.74	474.74	15,000.00	9,901.90	0.00
27	E	---	3--	256250	---	*PURCHASED SERVICES	0.00	4,490.21	4,490.21	29,000.00	18,563.61	0.00
27	E	800	411	256250	019	GENERAL SUPPLIES	0.00	69.22	69.22	2,500.00	179.95	0.00
27	E	---	4--	256250	---	*NON-CAPITAL OBJECTS	0.00	69.22	69.22	2,500.00	179.95	0.00
27	E	---	---	256250	---	*SP ED TRANSPORTATION - DIST	0.00	4,559.43	4,559.43	31,500.00	18,743.56	0.00
27	E	800	310	256251	011	PERSONAL SERVICES	0.00	10,987.25	10,987.25	0.00	0.00	0.00
27	E	800	310	256251	019	PERSONAL SERVICES	13,065.15	395.00	395.00	0.00	0.00	0.00
27	E	800	324	256251	011	NON-TECH REPAIRS & MAINTENAN	0.00	233.36	233.36	0.00	364.25	0.00
27	E	800	341	256251	011	PUPIL TRAVEL	0.00	150.00	150.00	0.00	0.00	0.00
27	E	800	341	256251	019	PUPIL TRAVEL	3,897.85	0.00	0.00	0.00	0.00	0.00
27	E	800	342	256251	019	EMPLOYEE TRAVEL	33.75	0.00	0.00	0.00	0.00	0.00
27	E	800	348	256251	011	FUEL	18,681.60	12,960.94	12,924.63	0.00	472.35	0.00
27	E	---	3--	256251	---	*PURCHASED SERVICES	35,678.35	24,726.55	24,690.24	0.00	836.60	0.00
27	E	800	411	256251	019	GENERAL SUPPLIES	2,967.12	4.99	4.99	0.00	0.00	0.00
27	E	---	4--	256251	---	*NON-CAPITAL OBJECTS	2,967.12	4.99	4.99	0.00	0.00	0.00
27	E	---	---	256251	---	*RESIDENT SP ED TRANSPORTATI	38,645.47	24,731.54	24,695.23	0.00	836.60	0.00
27	E	800	341	256750	011	PUPIL TRAVEL	0.00	1,421.76	1,421.76	0.00	0.00	0.00
27	E	---	3--	256750	---	*PURCHASED SERVICES	0.00	1,421.76	1,421.76	0.00	0.00	0.00
27	E	---	---	256750	---	*CONTRACTED SP ED TRANSP-DIS	0.00	1,421.76	1,421.76	0.00	0.00	0.00
27	E	800	341	256751	011	PUPIL TRAVEL	1,754.98	0.00	0.00	0.00	0.00	0.00
27	E	---	3--	256751	---	*PURCHASED SERVICES	1,754.98	0.00	0.00	0.00	0.00	0.00
27	E	---	---	256751	---	*RESIDENT SP ED TRANSPORTATI	1,754.98	0.00	0.00	0.00	0.00	0.00
27	E	100	341	256770	011	PUPIL TRAVEL	1,344.79	195.14	195.14	750.00	177.98	0.00
27	E	101	341	256770	011	PUPIL TRAVEL	151.11	216.11	216.11	750.00	208.24	0.00
27	E	200	341	256770	011	PUPIL TRAVEL	0.00	745.20	745.20	750.00	0.00	0.00
27	E	400	341	256770	011	PUPIL TRAVEL	2,093.43	840.79	840.79	1,050.00	0.00	0.00
27	E	---	3--	256770	---	*PURCHASED SERVICES	3,589.33	1,997.24	1,997.24	3,300.00	386.22	0.00
27	E	---	---	256770	---	*FIELD TRIPS	3,589.33	1,997.24	1,997.24	3,300.00	386.22	0.00

Fd	T	Loc	Obj	Func	Prj	Obj	2018-19 ACTUAL	2019-20 ACTUAL	2019-20 EXPENDED	2020-21 BUDGET	2020-21 EXPENDED	2021-22 BUDGET
27	-	---	---	-----	---	*SPECIAL EDUCATION FUND	43,989.78	32,709.97	32,673.66	34,800.00	19,966.38	0.00
Grand Expense Totals							43,989.78	32,709.97	32,673.66	34,800.00	19,966.38	0.00

Number of Accounts: 17

***** End of report *****

MAES									
HS	EC	PK M/W	PK T/Th	K	1	2	3	4	Total
	12	14	14	19	19	17	17	21	
		13	16	21	20	19	20	18	
		15	15	20	21	17	20	21	
				20	19	17	18	21	
				20	19	17	21	20	
0	12	42	45	100	98	87	96	101	581

SES									
HS	EC	PK M/W	PK T/Th	K	1	2	3	4	Total
	1	16	16	20	16	21	23	18	
				19	14	19		18	
	1	16	16	39	30	40	23	36	200

MAES & SES Totals									
HS	EC	PK M/W	PK T/Th	K	1	2	3	4	Total
0	13	58	61	139	128	127	119	137	781

MASH							
9	10	11	12	ALT	MADA	SOAR	Total
190	172	160	117	17	5	11	672

RVA														
PK	K	1	2	3	4	5	6	7	8	9	10	11	12	Total
43	73	93	108	85	117	122	128	118	143	120	135	112	92	1489

Holy Rosary / Immanuel												
	EC	PK	K	1	2	3	4	5	6	7	8	Total
HR	18	18	17	15	8	8	8	9	3			104
Imm	7	6	10	7	4	6	3	7	2	1	1	54

**January
2021**

**Medford Public School
District Enrollment Total
3580**

MAMS					
5	6	7	8	Total	
25	23	155	160		
22	23				
22	23				
23	24				
23	23				
23	24				
22	23				
160	163	155	160		638

Policy Committee Meeting Notes May 5, 2021

2nd Reading

JHCC – Communicable Diseases
Minor changes

JHG – Child Abuse/Neglect Reporting
Minor changes

JHGA – Child Enticement
Minor changes

JHH – Suicide Prevention

OK

Motion to accept policies in 2nd reading with changes (Wibben/Nuernberger) motion carried

1st Reading

Jl – Student Awards and Scholarships
Minor changes

JIA – Wisconsin Academic Higher Education Scholarship Program
Minor changes, change title, reference AES and HEAB

JIB – Wisconsin Technical Excellence Scholarship Program
Minor changes, reference TES, AES and HEAB

JICA – Student Dress
Minor change

JJ – Student Volunteers for School and Public Services
Minor changes

JL – Student Gifts
Minor changes

JN – Student Fees
Minor changes

JO – Student Records
Minor changes, reference MAPSD, BOE
Page 4, check 45 working days after request and that is a FERPA requirement
Work on layout/outline.

Editorial Changes

Discussion/ Review

Professional Staff Handbook – Section 6.10 Retirement Benefits & Recognition
Support Staff Handbook – Section 6.10 Retirement Benefits & Recognition
(update handbook changes approved by the BOE on 3/22/21)

Consideration

Professional Staff Handbook – Section 7.2 Sick Leave
Professional Staff Handbook – Section 7.3 Personal Leave
Support Staff Handbook – Section 7.4 Sick Leave
Support Staff Handbook – Section 7.6 Personal Leave
(update handbook changes from employee relations)

This year professional staff can carry over all banked personal leave into the 2021-22 school year.

**Motion to allow all professional staff to start the school year with no more than six (6) personal days which includes both banked and earned personal days.
(Wibben/Dixon) motion carried**

The next policy meeting will be held on **Wednesday, June 9, 2021 at 11:00 a.m.**

MEDFORD AREA PUBLIC SCHOOL DISTRICT SCHOOL BOARD POLICY HANDBOOK

May 5, 2021

SECOND READING

Policy Code	Policy Title
JHCC	Communicable Diseases
JHG	Child Abuse/Neglect Reporting
JHGA	Child Enticement
JHH	Suicide Prevention

MEDFORD AREA PUBLIC SCHOOL DISTRICT

DATE ADOPTED: January 28, 1988 FILE SECTOR: STUDENTS/STAFF
DATE REVISED: November 17, 1994 POLICY TITLE: COMMUNICABLE DISEASES
DATE REVISED: January 16, 2003
DATE REVISED: January 19, 2004
DATE REVISED: September 16, 2004
DATE REVISED: December 16, 2004
DATE REVISED: June 19, 2008
DATE REVISED: May 21, 2015
DATE REVISED:

Medford Area Public School District (MAPSD) Board of Education (BOE) recognizes its responsibility for preserving the safety, protecting the general welfare and promoting the physical, mental and emotional health of individual students, employees, student body and staff. The health and safety of students and staff will be the primary consideration in dealing with communicable disease. This policy's intent is to minimize interruptions to the educational programs of the schools.

MAPSD shall follow federal regulations, state statutes, administrative rules, county and city ordinances and the procedures required by the Wisconsin Department of Health Services regarding communicable disease. The BOE will may utilize the recommendations and services of a medical advisor and legal counsel when necessary.

While participating in school-related activities or while on school premises, no student shall refuse to interact or work with other students or staff because they have (or may have) a communicable disease if the communicable disease does not pose a significant health risk to others. At the same time no employee shall refuse to perform their duties or refuse to work with, or provide services to, students or staff because they have (or may have) a communicable disease if the communicable disease does not pose a significant health risk to others. The determination of whether a communicable disease poses a significant health risk to others shall be made by the school nurse in consultation with the district medical advisor in accordance with policy guidelines. Said determination shall be based solely upon the available medical evidence.

CROSS REFERENCE: GBE, GBL, JB, JB-R, JHCA, JHCC-R, JO,
& Bloodborne Pathogen Exposure Control Plan

LEGAL REFERENCE: Sec. 103.15, 111.31, 118.13, 118.15, 118.125, 118.126, 146.025, 146.82,
& Chapter 252, Wis. Stats., Wis. Admin. Code HHS 145, PI 9, ADA
504, FERPA 34CFR99, IDEA 34CFR300, & Wis. Food Code 2-201.11

MEDFORD AREA PUBLIC SCHOOL DISTRICT

DATE ADOPTED:	January 28, 1988	FILE SECTOR:	STUDENTS
DATE REVISED:	November 17, 1994	POLICY TITLE:	COMMUNICABLE DISEASES
DATE REVISED:	January 16, 2003		
DATE REVISED:	January 19, 2004		
DATE REVISED:	September 16, 2004		
DATE REVISED:	December 16, 2004		
DATE REVISED:	June 19, 2008		
DATE REVISED:	May 21, 2015		
DATE REVISED:			

Exclusion from School for Certain Communicable Diseases

The school nurse or designee may exclude a student from school with a communicable disease that poses a high degree of risk to students and staff.

Prior to making a determination that a student should be sent home for diagnosis and treatment or excused from school attendance, the school district nurse shall, to the extent circumstances warrant and permit, inform the student and the student's parent(s)/guardian(s) of the reasons for the contemplated action and shall consider any information the student and/or the student's parent(s)/guardian(s) may choose to offer regarding the student's condition.

In determining when a student should be excused from school, the school nurse or designee will reference the Department of Health Services Wisconsin Childhood Communicable Disease Chart, American Academy of Pediatrics Managing Infectious Disease in Childcare and Schools and/or local public health department.

Parent(s)/guardian(s) will be promptly notified of the exclusion for a possible communicable disease and actions that should be taken for re-admittance to school.

Alternative educational opportunities shall be arranged for students who must be excused from school attendance for a significant period of time.

The health status of a student temporarily removed from the usual school setting to protect the health of self or others will be re-evaluated at regular intervals by the school district nurse in consultation with an IEP Team, local public health department and/or the district medical advisor when appropriate, who shall be responsible for determining when a student may be re-admitted. As a condition of continued or renewed attendance, the district may require a statement from a student's physician that the student is in suitable condition to attend school.

A student should not be excluded from school when the risk of transmission in the school setting is nonexistent or when the district can control the risk of transmission through education of students and staff members and/or the use of supplies to implement hygiene measures.

State Statute and the Wisconsin Department of Health Services

Wisconsin Statutes give the Department of Health Services the authority to implement all emergency measures necessary to control communicable diseases.

In accordance with Wis. Stat. sec. 252.21 and Wis. Admin. Code ch. DHS 145.04, if a school nurse, teacher or principal knows or suspects that a certain communicable disease is present, they must report it to the local public health department. Reportable communicable diseases are noted on the Wisconsin Childhood Communicable Disease Chart from the Department of Health Services.

For Wis. Admin. Code HSS 145.04(1)(d) and 145.04(2); report name and address of the reporter, of the individual with a diagnosed or suspected disease and of their attending physician, together with additional information about the individual with the diagnosed or suspected disease.

Follow-up and investigative information shall be completed by the local health officer and reported to the state epidemiologist HSS 145.05(1).

Maintenance of Information on Communicable Disease

The school nurse shall maintain guidelines on communicable disease which include, but are not limited to, information on how they are transmitted and methods that could be used to reduce the risks of such transmission.

FILE: JHG

MEDFORD AREA PUBLIC SCHOOL DISTRICT

DATE ADOPTED: September 18, 1984 **FILE SECTOR:** STUDENTS
DATE REVISED: September 17, 1992 **POLICY TITLE:** CHILD ABUSE/NEGLECT
DATE REVISED: August 15, 2002 **REPORTING**
DATE REVISED: March 20, 2008
DATE REVISED: May 21, 2015
DATE REVISED:

Because of their sustained contact with school-age children, school employees are in an excellent position to identify abused or neglected children and to refer them for treatment and protection.

Medford Area Public School District Board of Education (BOE) policy is that any staff member who in the course of their professional duties has reasonable cause to suspect that a child has been abused, neglected, or threatened with abuse or neglect shall report to Taylor County Human Services, following the procedures as outlined in JHG-R.

It is not the responsibility of school personnel to prove that the child has been abused or neglected, nor to determine whether the child is in need of protection. School personnel shall not contact the child's family or any other person to determine the cause of any suspected abuse or neglect.

No district employee shall be discharged from employment for making such a report. In addition, state law guarantees immunity from any civil or criminal liability that may result from making a report of child abuse or neglect. State law also provides for the protection of the identity of any individual who makes such a report.

The district administrator may establish any necessary procedures to implement this policy and to comply with state law.

CROSS REFERENCE: JHG-R, JO, & JOB

LEGAL REFERENCE: Sec. 48.02, 48.981 & 118.32 Wis. Stats.

MEDFORD AREA PUBLIC SCHOOL DISTRICT

DATE ADOPTED: September 18, 1984 FILE SECTOR: STUDENTS
DATE REVISED: September 17, 1992 POLICY TITLE: CHILD ABUSE/NEGLECT
DATE REVISED: August 15, 2002 REPORTING PROCEDURES
DATE REVISED: March 20, 2008
DATE REVISED: May 21, 2015
DATE REVISED:

Definitions

For purposes of implementing BOE policy, the following definitions will be used:

Child - Any person under 18 years of age.

Child Abuse - "Abuse" means any of the following:

- Physical injury inflicted on a child by other than accidental means.
- Sexual intercourse or "sexual contact" under §940.225(5)(a), 948.02, 948.025, or 948.085;
- Sexual exploitation of a child; as defined under §948.05;
- Permitting, allowing or encouraging a child to engage in prostitution as defined in §944.30;
- Causing a child to view or listen to sexual activity under §948.055;
- For purposes of sexual arousal or gratification, either causing a child to expose genitals or pubic area or exposing genitals or pubic area to a child under §948.1;
- Manufacturing methamphetamine in violation of §961.41(1)(e) under any of the following circumstances:
 - With a child physically present during the manufacture.
 - In a child's home, on the premises of a child's home, or in a motor vehicle located on the premises of a child's home.
 - Under any other circumstances in which a reasonable person should have known that the manufacture would be seen, smelled or heard by a child.
- Emotional damage for which the child's parent(s)/guardian(s) or legal custodian has neglected, refused or been unable for reasons other than poverty to obtain the necessary treatment or to take steps to ameliorate the symptoms.

Child Neglect - "Neglect" means failure, refusal or inability on the part of a caregiver for reasons other than poverty, to provide necessary care, food, clothing, medical or dental care or shelter so as to seriously endanger the physical or emotional health of the child.

Reporting and Follow-up Procedures:

- Any district employee who, in the performance of their professional duties, either suspects or who has good reason to believe that child abuse or neglect has or will occur ~~should~~ shall, as soon as possible, contact, in person or by phone, Taylor County Human Services and inform the agency of the facts and circumstances contributing to the suspicion of child abuse or neglect or to a belief that abuse will occur. This may be done by the employee or in concert with the building principal, nurse, guidance counselor or school psychologist; however, it is clearly the legal obligation of the suspecting educator to make the referral. If no referral is made, they are legally responsible. The following information will be required:
 - Your name, position, relationship to the child, the school phone number.
 - Child's name, home address and age.
 - Parent(s)/guardian(s) name, address, work place, names and ages of siblings.
 - Description of suspected child abuse and neglect or the threat of child abuse or neglect, statements of the child, statements allegedly made by the child to others and any surrounding circumstances or conditions in the home of which the reporter is aware.
- Concurrent with the submission of the referral, at the first available opportunity, the staff member will inform the building principal and either the school nurse, guidance counselor or school psychologist of their referral.
- Any person reporting a case may request an immediate investigation by the sheriff or police department if the person has reason to suspect that the child's health or safety is in immediate danger.
- Any personal interview or physical inspection of the child shall be conducted in a professional manner; in the presence of at least one other staff member and in compliance with 118.32, §948.50(2)(b) prohibiting strip searches.
- All district personnel will cooperate in every way possible during the course of the investigation by outside agencies and in providing appropriate assistance to the child involved.
- Any repeated suspicions involving the same child should follow the same procedure.
- Resolve doubts in reporting in favor of the child.

FILE: JHGA

MEDFORD AREA PUBLIC SCHOOL DISTRICT

DATE ADOPTED: July 18, 1996
DATE REVISED: July 18, 2002
DATE REVISED: June 19, 2008
DATE REVISED: May 21, 2015
DATE REVISED:

FILE SECTOR: STUDENTS
POLICY TITLE: CHILD ENTICEMENT

Medford Area Public School District Board of Education requires that all employees report to the building principal and/or their designee information that leads such employee to believe that a student's safety is endangered by a person enticing such student for immoral/illegal purposes.

Upon receipt of this information, the building principal or their designee shall implement the appropriate procedures from JHGA-R.

CROSS REFERENCE: IIBGA, IIBGAB, & JHGA-R

LEGAL REFERENCE: 48.02, 48.981, 118.13, 120.18, 121.02(1)(H), 947.0125, 948.12 Wis. Stats., PI 8.01(2)(h), PI 9.03 of the Wisconsin Admin. Code, COPPA 16 CFR §312.6, 312.7, ACT 7 (18 U.S.C. §2252), 17 U.S.C. §512, CIPPA (47 U.S.C. §254 (h),(l))

FILE: JHGA-R

MEDFORD AREA PUBLIC SCHOOL DISTRICT

DATE ADOPTED: July 18, 1996
DATE REVISED: July 18, 2002
DATE REVISED: June 19, 2008
DATE REVISED: May 21, 2015
DATE REVISED:

FILE SECTOR: STUDENTS
POLICY TITLE: CHILD ENTICEMENT

In order to insure students' safety in the event of a reported enticement attempt, the following guidelines will be observed:

- Upon receipt of an enticement report, the building principal will:
 - Contact the district administrator and appropriate law enforcement.
 - Inform the student's parent(s)/guardian(s).
 - Interview the student.
 - Make a written record of the student's description of events.
- The district administrator or their designee, in consultation with the building principal and law enforcement agency, will decide the course of action to be pursued. In all cases student identity and personal injury details are to be kept confidential.

Actions to be taken may include, but are not limited to:

- Notifying appropriate staff of the enticement incident.
- Notifying other area schools of the enticement incident.
- Sending notices to families in the school of attendance.
- Making an announcement about personal safety and/or reviewing protective behaviors with students.
- Contacting the press.
- Written records will be kept in the district office.

FILE: JHH

MEDFORD AREA PUBLIC SCHOOL DISTRICT

DATE ADOPTED: May, 1986
DATE REVISED: March 19, 1990
DATE REVISED: December 19, 2002
DATE REVISED: June 19, 2008
DATE REVISED: June 18, 2015
DATE REVISED: December 18, 2019
DATE REVISED:

FILE SECTOR: STUDENTS
**POLICY TITLE: SUICIDE PREVENTION/
RESPONSE**

Medford Area Public School District (MAPSD) Board of Education (BOE) recognizes that suicide and suicide tendencies among youth are continuing problems in the schools and communities across the nation. The BOE also recognizes that it is not a problem that it can deal with alone. Communication and cooperation within the school district and between the home, school and community is crucial.

The BOE establishes this policy in an effort to take positive steps toward preventing childhood/adolescent suicides and to outline procedures by which students can receive professional help and support in the following areas:

- **Prevention:** To develop within MAPSD a suicide prevention curriculum and to provide all staff members with basic information about, and a recognition of, the signs of suicidal behavior.
- **Intervention:** To take affirmative action when an immediate referral is warranted and to understand the emergency procedures when a referral is made.
- **Postvention:** To provide for the needs of students after an act of suicide has taken place.

CROSS REFERENCE: EBCA, JHG, JHH-R, JO, JOB, & Safety Response Plan
LEGAL REFERENCE: Sections 118.01(2)(d)7, 118.126, & 118.295 Wis. Stats.

MEDFORD AREA PUBLIC SCHOOL DISTRICT

DATE ADOPTED: May, 1986
DATE REVISED: March 19, 1990
DATE REVISED: December 19, 2002
DATE REVISED: June 19, 2008
DATE REVISED: June 18, 2015
DATE REVISED: December 18, 2019
DATE REVISED:

FILE SECTOR: STUDENTS
**POLICY TITLE: SUICIDE PREVENTION/
RESPONSE**

In the area of prevention, MAPSD, via Student Services (SS) (counselors, nurses, psychologists, etc.), will inform district staff on a regular basis concerning the warning symptoms of and the correct response to a suicidal threat or gesture. Information will be provided to parent(s)/guardian(s) about the warning signals. The school district will include suicide prevention units at appropriate levels of the regular curriculum.

In the area of intervention, the following procedures apply. When any staff member has a suspicion of possible suicidal behavior, they will make an immediate referral to a member of SS. When dealing with suspected suicidal behavior, confidentiality must be secondary to the concern for the student's life. Action must be taken immediately.

Upon receiving the referral, the SS member will notify the appropriate principal of the referral and will see the indicated student. After talking with the student, the SS member will confer with another member of SS to determine if a serious suicidal threat does, in fact, exist. If, in the professional judgment of the two SS members, it is determined that a serious suicidal threat does exist, the parent(s)/guardian(s) of the student will be notified as soon as possible. If the parent(s)/guardian(s) do not respond, and if for that or any other reason the SS member suspects neglect or abuse could be involved, human services will be notified in accordance with state law and BOE policy. If the SS member is not able to control the student and feels the student may harm themselves, the SS member should contact the police. The student must remain in actual physical custody of a member until a transfer to the parent(s)/guardian(s), police or human services can be made. The building principal is to be kept informed of all steps in this procedure.

If a student attempts suicide during the school day, the building principal and district nurse must be notified as soon as possible. A list of all staff members having such training should be kept by each building principal. If emergency medical care is needed, Emergency Medical Services will be activated. The student's parent(s)/guardian(s) are to be notified as soon as possible.

In the area of postvention, the school district will handle the aftermath of a student's suicide in the following manner:

- A list of mental health personnel (crisis team) who can help students in their immediate reaction to the suicide will be developed and updated on a regular basis. Potential members of this group might include but are not limited to: SS members, human services staff members, clergy members, county nursing staff, morticians, physicians and nurses. These volunteers would be willing to come into the school on a crisis basis to work with individual students or in the classrooms following a suicide.

- These crisis team members, when needed, will be contacted as early as possible, and should meet before they make contact with students. If necessary, they will go into the first hour classes of the building where the suicidee has been a student. Assignments for the crisis team will be determined by the crisis team coordinator and/or the building principal.
- The crisis team would meet with teachers briefly before school to review with them the facts surrounding the suicide and to answer questions about how to deal with students during the school day. Teachers will be informed of a resource room staffed with volunteer mental health personnel, which will be available to students/staff throughout the day. Teachers will make their students aware of this option. Any student who wishes to go to the resource room may go. However, teachers must notify the resource room of any students who are leaving to come to that room.
- Individual members of the crisis team may go into first hour classes. They would spend whatever portion of the first hour is necessary discussing the suicide with the students. They will also inform the students of the existence of a resource room available to the students throughout the day. A member of the crisis team may attend the suicidee's classes during the day to help the teachers if needed.
- The crisis team should reconvene after first hour to share their concerns. They will refer any individual students about whom they are concerned to the resource room.
- Some of the members of the crisis team may meet with the teachers over lunch for the purpose of answering their questions and for receiving referrals about individuals who are experiencing difficulty in handling the suicide. The parent(s)/guardian(s) of any student who is having difficulty with the suicide will be contacted.
- If there are sufficient numbers of crisis team volunteers available, they may visit the schools in the district that same day to discuss the suicide with staff and to go into classrooms where staff feels there is a need to deal with student's questions or reactions. The determination as to what needs to be done in other buildings of the district will be made by the crisis team coordinator and the building principals.
- Available members of the crisis team will meet with teachers again at the end of the school day to address their own personal concerns and/or their concerns about individual students.
- Any contact with the media shall be made by the district administrator or their designee. An effort should be made to encourage the media to downplay the suicide.
- Within a reasonable amount of time the crisis team coordinator should consider arranging a meeting for parent(s)/guardian(s) to deal with questions about how to work with their children.
- In the event of a suicide attempt, SS will meet and confer about how to handle the student's reentry into school and ongoing intervention. A member of SS shall keep close contact with the student's parent(s)/guardian(s) and the community agency treating the student to assure a coordinated approach in helping the student. Additionally, this staff person shall maintain records of all actions taken by the school, and perform a monitoring and follow-up function after the student returns to class. Teachers involved with the student should be given information to assist them in appropriately dealing with the student.
- When any outside agency is to be utilized, a release of information form should be signed by the parent/guardian and student to allow a two-way flow of information between the school and the community agency.
- Other crises involving the death of a student or staff member may be handled using the above procedures. The crisis team coordinator and/or the building principal shall make this determination.

MEDFORD AREA PUBLIC SCHOOL DISTRICT SCHOOL BOARD POLICY HANDBOOK

May 5, 2021

FIRST READING

Policy Code	Policy Title
Jl	Student Awards and Scholarships
JIA	Wisconsin Academic Higher Education Scholarship Program
JIB	Wisconsin Technical Excellence Scholarship Program
JICA	Student Dress
JJ	Student Volunteers For School and Public Services
JL	Student Gifts
JN	Student Fees
JO	Student Records

FILE: JI

MEDFORD AREA PUBLIC SCHOOL DISTRICT

DATE ADOPTED: March 19, 1990 **FILE SECTOR: STUDENTS**
DATE REVISED: July 18, 2002 **POLICY TITLE: STUDENT AWARDS AND**
DATE REVISED: June 19, 2008 **SCHOLARSHIPS**
DATE REVISED: June 18, 2015
DATE REVISED:

~~Students in the Medford Area Public School District~~ (MAPSD) students shall be informed annually of available scholarships and awards.

Literature concerning available scholarships and awards shall be made available in the guidance office and/or posted in the school building.

Criteria for school district awards and scholarships shall be developed in an equitable manner.

~~The Medford Area Public School District~~ MAPSD shall not discriminate in acceptance and administration of gifts, bequests, scholarships and other aids, benefits or services to students from private agencies, organizations or persons on the basis of sex, race, color, national origin, ancestry, creed, religion, pregnancy, marital or parental status, sexual orientation or physical, mental, emotional or learning disability. Complaints shall be processed in accordance with established procedures.

CROSS REFERENCE: JB-R & JIA

LEGAL REFERENCE: Wisconsin Statute 118.13 and PI 9.03(1) of the Wisconsin Administrative Code

FILE: JIA

MEDFORD AREA PUBLIC SCHOOL DISTRICT

DATE ADOPTED: December 18, 1990
DATE REVISED: July 17, 1997
DATE REVISED: May 21, 1998
DATE REVISED: June 19, 2008
DATE REVISED: April 18, 2013
DATE REVISED: June 18, 2015
DATE REVISED:

FILE SECTOR: STUDENTS
**POLICY TITLE: WISCONSIN ACADEMIC
EXCELLENCE HIGHER EDUCATION
SCHOLARSHIP PROGRAM**

Medford Area Public School District (**MAPSD**) will participate in the Wisconsin Academic Excellence Higher Education Scholarship (**AES**) Program as determined by state law. The Board of Education (**BOE**) shall name the 12th grade student or students who have the highest grade point average(s) in all subjects completed during grades 9-12. The selection procedures followed will be based on state law and guidelines set forth by the Wisconsin Higher Education Aids Board (**HEAB**). The number of scholars named will be officially designated by the Higher Education Aids Board **HEAB** based on enrollment.

Annually, at the end of the last full semester preceding February 15, the board of education **BOE** shall select the senior(s) with the highest grade point average(s) using seven (7) semesters of approved semester grades and based on the decimal system as referenced in the "Grading System" policy (A=4.00, A-=3.67, B+=3.33, B=3.00, B-=2.67, C+=2.33, C=2.00, C-=1.67, D+=1.33, D=1.00, D-=.67, E=.33, F=.00). For purposes of selecting the scholar and alternate, grade point average shall include the same number of places past the decimal that the Medford Area Senior High (**MASH**) uses on the official high school transcript. Weighted grades, as provided for in district policy, will be used to determine grade point average for the Wisconsin Academic Excellence Higher Education Scholarship **AES**. All courses completed at Medford Area Senior High School **MASH** or transferred in accordance with school policy (as referenced in home-based or transfer policy), during grades 9-12, that are acceptable toward graduation, will be included in the grade point average. In the case of transfer students, only those credits accepted by the school, at the time of transfer, will apply. Courses that are taken outside the regular school calendar and/or curriculum will be counted only if they apply toward graduation and if they have been approved for credit, in writing, by the principal.

In order to qualify for this scholarship, a student must have attended Medford Area Senior High School **MASH** for two (2) full semesters preceding the senior year and attend for the complete senior year (7th and 8th semester).

For the purpose of this scholarship, a student who has transferred into the ~~Medford Area Public School District~~ MAPSD may be considered to have senior standing when ~~he/she~~ they has have sufficient approved credits so that ~~he/she~~ they can meet all of the ~~Medford Area Senior High School~~ MASH graduation requirements within one school year. A student must also, by the end of the seventh (7th) semester, have at least 20 credits of approved courses that have been assigned a letter grade based on the district's "Grading System" policy. Pass/fail grades, grades earned in another country, or any other grades that have not been approved based on district policy will not be included in the grade point average, nor will they count toward the above required 20 credits.

In the case of ties (two or more students with the same grade point average), the following shall be applied in the order indicated:

- If the tied students have all taken the ACT test, prior to the first day of class their senior year, the student will be selected who has the highest composite standard score on ~~his/her~~ their highest ACT Test, as recorded on ~~his/her~~ their permanent record card. Only ACT Tests already taken and recorded on the permanent record card at the time of determination will be used. If any of the tied students have not taken the ACT Test or if there still exists a tie because of exactly the same ACT composite scores, step two should be used.
- If, after step one has been tried and there is still a tie, the students total grade points shall be determined counting only the courses accepted previously for grade point average. The student with the most grade points shall be selected.
- If, after both steps have been tried, there still exists a tie, the winner shall be determined by adding the sub scores of the ACT.
- If, after all steps have been tried, there still exists a tie, the winner shall be determined by the flip of a coin conducted by the president of the ~~board of education~~ BOE, at a time to be determined by the ~~board of education~~ BOE.

CROSS REFERENCE: IKA, JECBB & JECBB-R

LEGAL REFERENCE: §39.41, Wis. Stats., HEA 9 Wis. Admin. Code

FILE: JIB

MEDFORD AREA PUBLIC SCHOOL DISTRICT

DATE ADOPTED: February 19, 2015
DATE REVISED:

FILE SECTOR: STUDENTS
POLICY TITLE: WISCONSIN TECHNICAL
EXCELLENCE SCHOLARSHIP PROGRAM

Medford Area Public School District (MAPSD) will participate in the Wisconsin Technical Excellence Scholarship (TES) Program as determined by state law. The Board of Education (BOE) shall name the 12th grade student or students who have the highest total points based on the Higher Educational Aids Board (HEAB) ranking system. The selection procedures followed will be based on state law and guidelines set forth by the Wisconsin Higher Education Aids Board HEAB. The number of scholars named will be officially designated by the Higher Education Aids Board HEAB based on enrollment.

In order to be eligible for nomination of a Technical Excellence Scholarship TES, a student must exhibit interest in and plan for a technical career at a Wisconsin Technical College within the Wisconsin Technical College System located within the State of Wisconsin. A student must be enrolled on a full-time basis by September 30th of the academic year following the academic year in which he or she was designated as a scholar, at a participating Wisconsin Technical college. No student may receive both a Wisconsin Technical Excellence Scholarship (TES) and an Academic Excellence Scholarship (AES). In addition, to be an eligible candidate for a TES, a student must also have completed at least one of the following eight (8) eligibility items:

- Be a Career and Technical Education (CTE) Concentrator.
- Participated in a Youth Apprenticeship Program.
- Participated in a Technical High School Diploma Program.
- Participated in a Career and Technical Training Pathway.
- Participated in a Skills Standards Program.
- Completed, or on track to complete, an industry-recognized certification program.
- Participated in a Career and Technical Student Organization (CTSO) in Wisconsin: DECA, FBLA, FCCLA, FFA, HOSA, or Skills USA.
- Completed a technical training program for high school students.

In order to qualify for this scholarship, a student must have attended Medford Area Senior High School (MASH) for two (2) full semesters preceding the senior year and for the entire senior year (7th and 8th semester).

Annually, at the end of the last full semester preceding February 15, the board of education BOE shall select the senior(s) with the highest total points based on the following HEAB ranking system.

- One point is given to a student for each credit earned in high school in CTE courses.
- One point is given to a student for each year of activity in a Career and Technical Student Organization CTSO.
- For the purpose of assigning a ranking among eligible candidates, credit hours in process at the time of nomination should be counted toward the number of credits the student has earned.

In the case of a tie, (two or more students with the same total points) the following shall be applied in the order indicated:

- The student grade point average in all ~~Career and Technical Education~~ (CTE) courses taken during grade 9 through 12.
- The students cumulative grade point average earned in all courses taken during grade 9 through 12.

For the purpose of this scholarship, a student who has transferred into the ~~Medford Area Public School District~~ **MAPSD** may be considered to have senior standing when ~~he/she~~ **they** has ~~have~~ sufficient approved credits so that ~~he/she~~ **they** can meet all of the ~~Medford Area Senior High School~~ **MASH** graduation requirements within one school year. A student must also, by the end of the seventh (7th) semester, have at least 20 credits of approved courses that have been assigned a letter grade based on the district's "Grading System" policy. Pass/fail grades, grades earned in another country, or any other grades that have not been approved based on district policy will not be included in the grade point average, nor will they count toward the above required 20 credits.

CROSS REFERENCE: IKA, JECBB & JECBB-R, JIA

LEGAL REFERENCE: §39.41, Wis. Stats., HEAB 9 Wis. Admin. Code

FILE: JICA

MEDFORD AREA PUBLIC SCHOOL DISTRICT

DATE ADOPTED: January 19, 2004

FILE SECTOR: STUDENTS

DATE REVISED: October 23, 2006

POLICY TITLE: STUDENT DRESS

DATE REVISED: October 27, 2008

DATE REVISED: August 20, 2015

DATE REVISED:

The Medford Area Public School District is committed to student safety, providing a high quality learning environment and preventing learning distractions. Students are encouraged to dress for success promoting common respect and projecting an image of high self-esteem, confidence and school and community pride.

School administration will determine if student dress is appropriate and the consequences for wearing inappropriate clothing. These guidelines will be posted in student handbooks. Refer to each building's student handbook for details.

CROSS REFERENCE: JFC

LEGAL REFERENCE: §120.13(I) Wis. Stats.

FILE: JL

MEDFORD AREA PUBLIC SCHOOL DISTRICT

DATE ADOPTED: June 17, 1980 **FILE SECTOR: STUDENTS**
DATE REVISED: December 15, 1994 **POLICY TITLE: STUDENT GIFTS**
DATE REVISED: May 16, 2002
DATE REVIEWED: January 15, 2009
DATE REVIEWED: June 18, 2015
DATE REVISED:

Medford Area Public School District discourages ~~the giving or exchange~~ exchanging of gifts of significant material value between Medford Area Public School District students and teachers or other personnel ~~is discouraged~~ and may be in violation of state statute.

Gifts of less than significant material value shall not be regarded as ~~policy~~ violation of the ~~policy~~; however, the gift should not be elaborate or unduly expensive.

CROSS REFERENCE: GBI
LEGAL REFERENCE: Wis. Statutes 19.59, 118.12, 946.10, 946.12(3) and 946.13

FILE: JN

MEDFORD AREA PUBLIC SCHOOL DISTRICT

DATE ADOPTED: December 15, 1994

DATE REVISED: June 20, 2002

DATE REVISED: January 15, 2009

DATE REVIEWED: August 20, 2015

DATE REVISED: April 19, 2018

DATE REVISED:

FILE SECTOR: STUDENTS

POLICY TITLE: STUDENT FEES

Medford Area Public School District (MAPSD) exists to provide a free and appropriate public education. MAPSD may charge student fees for certain activities, courses and services which may require additional funding and may assess charges when school property is damaged, lost or stolen. Budgetary constraints imposed by the State of Wisconsin or the current economic environment justify the institution of student fees.

MAPSD will use these principles to guide decisions pertaining to student fees:

- Graduation required coursework, including textbooks, technology and materials will be provided without student fees.
- Non-graduation required coursework and activities may include fees to offset costs for materials, supplies, personal equipment and uniforms.

Student fees will be reviewed annually in February by the Board of Education (BOE). Fee schedules will be consistent with state and federal laws and regulations.

To encourage all students to participate in school activities regardless of the student's financial situation, the board authorizes the district administrator or his/her designee to waive the payment of part or all of student fees if the student or student's parent(s)/guardian(s) demonstrate an inability to pay such fees. Parent(s)/guardian(s) who claim that the financial conditions of their families are such that they cannot afford to pay established fees may request a fee waiver in accordance with established procedures.

CROSS REFERENCE: JN-R

LEGAL REFERENCE: 118.03, 121.41(2), 118.04(4), 120.12(11) and (22), 121.83, 121.545(1) and (2), 121.54(7), 120.13(10) and 120.13(13) and (14), Wis. Stats.

FILE: JN-R

MEDFORD AREA PUBLIC SCHOOL DISTRICT

DATE ADOPTED: December 15, 1994 FILE SECTOR: STUDENTS
DATE REVISED: January 15, 2009 POLICY TITLE: SCHOOL FEE WAIVER
DATE REVIEWED: August 20, 2015
DATE REVISED: April 19, 2018
DATE REVISED:

Students or parent(s)/guardian(s) requesting Fee Waiver shall use the following procedure:

- A student or his/her **their** parent(s)/guardian(s) who wants his/her **their** fee waived shall contact the principal or his/her **their** designee or obtain the Fee Waiver form.
- If the principal or his/her **their** designee denies the request for a fee waiver, the principal's decision may be appealed to the district administrator, and if denied by the district administrator, to the ~~Board of Education~~ **BOE**.

MEDFORD AREA PUBLIC SCHOOL DISTRICT

Fee Waiver Form

Parent(s)/guardian(s) who claim that the financial conditions of their families are such that they cannot afford to pay established fees may request a fee waiver in accordance with established procedures.

Date: _____

Student(s) Name: _____

School Year: _____

Sport/ Club/ Class/ Organization: _____

By signing below, we authorize the Medford Area Public School District to waive our fees related to the above organization for our children.

Parent/Guardian Name (print)

Parent/Guardian Name (print)

Parent/Guardian Signature/ Date

Parent/Guardian Signature/ Date

MEDFORD AREA PUBLIC SCHOOL DISTRICT

DATE ADOPTED: June 17, 1980 **FILE SECTOR:** STUDENTS
DATE REVISED: May 14, 1991 **POLICY TITLE:** STUDENT RECORDS
DATE REVISED: September 19, 1996
DATE REVISED: May 15, 2003
DATE REVISED: July 15, 2004
DATE REVISED: March 20, 2008
DATE REVISED: August 20, 2015
DATE REVISED:

~~Medford Area Public School District (MAPSD) shall maintain~~ Student records shall be maintained in the Medford Area Public School District to assist school personnel in providing appropriate educational experiences for each student in the Medford Area Public School District **MAPSD**.

~~The board of education (BOE) recognizes the need for confidentiality of student records. Therefore, the Medford Area Public School District MAPSD shall maintain the confidentiality of student records at collection, storage, disclosure and destruction. Student records shall be available for inspection or release only with prior approval of the parent(s)/guardian(s) or adult student except in situations where legal requirements specify release of records without such prior approval.~~

Building principals shall have primary responsibility for the collection, maintenance and dissemination of student records in accordance with state and federal laws and established procedures. All persons collecting or using student records shall be provided with information concerning confidentiality policies and procedures.

For purposes of ~~board of education~~ **BOE** policy and its implementing guidelines, student records will include data kept in any form. Confidentiality provisions shall apply to information maintained in record form and oral exchanges regarding the contents of such record information.

CROSS REFERENCE: JHG, JO-R, & JP
LEGAL REFERENCE: 48.396(1),115.792(l)(a),115.812(2),118.125, 118.126, 118.127, 118.51, 118.52, 145.81- 146.83, 252.15, 254.162, 767.24(7), 938.342[lr], and 938.396, Wis. Stats., Chapter 19, Subchapter IV, Family Educational Rights and Privacy Act [20 U.S.C. Section 1232g], Chapter 115 to 121Protection of Pupil Rights Amendment [20 U.S.C. Section 1232h], 34 C.F.R. Sec. 98, 99.33, & 45 C.F.R. Sec. 99] & No Child Left Behind Act of 2001

MEDFORD AREA PUBLIC SCHOOL DISTRICT

DATE ADOPTED: June 17, 1980
DATE REVISED: May 14, 1991
DATE REVISED: September 19, 1996
DATE REVISED: May 15, 2003
DATE REVISED: July 15, 2004
DATE REVISED: March 20, 2008
DATE REVISED: August 20, 2015
DATE REVISED:

FILE SECTOR: STUDENTS
POLICY TITLE: STUDENT RECORDS

GUIDELINES FOR THE MAINTENANCE AND
CONFIDENTIALITY OF STUDENT RECORDS

1. DEFINITIONS

- a. **Student records** - ~~include all~~ data directly related to an individual student, maintained by the school regardless of record format, other than: [1] notes or records maintained for personal use by teachers or other certified personnel who are required by the state superintendent under s. 115.28 (7) to hold a certificate, license, or permit if such records and notes are not available to others, [2] records necessary for and available only to persons involved in the psychological treatment of a student, and [3] law enforcement unit records.
- b. **Progress records** - ~~maintained by the school include a~~ statement of courses taken by the student, the student's grades, the student's attendance record, the student's immunization records, any lead screening records required under §254.162, and records of the student's extracurricular activities.
- c. **Behavioral records** - ~~maintained by the school include~~ psychological tests, personality evaluations, records of conversations, any written statements relating specifically to an individual student's behavior, tests relating specifically to achievement or measurement of ability, student physical health care records other than immunization records, or any lead screening records required under §254.162, law enforcement officers' records obtained under 48.396(1) or 938.396(1)(b) 2. or (c) 3. and any other student records which are not progress records.

[1] The student behavioral records include, but not limited to, referral information [including notices and forms]; signed parental consent or refusal for evaluation; individualized education program team [IEP team] evaluations; individual reports and IEP findings and reports; individualized education programs; placement decisions and signed parental consent or refusal; medical evaluations and prescriptions required to substantiate health treatment services; medical evaluations used to substantiate a disability; and physician's statement required for provision of special education homebound instructional services [see Medford Area Public School District **MAPSD** Special Education Handbook].

- d. **Law Enforcement officer records** - ~~include those records~~ obtained from a law enforcement agency relating to: [a] the use, possession or distribution of alcohol or a controlled substance by a student enrolled in the ~~Medford Area Public School District~~ **MAPSD**, [b] the illegal possession of a dangerous weapon by a student, [c] the act for which a juvenile enrolled in the ~~Medford Area Public School District~~ **MAPSD** was adjudged delinquent, and [d] an act for which a district student was taken into custody based on the law enforcement officer's belief that ~~he/she~~ **they** violated or was violating any state or federal criminal law. The law enforcement agency may provide such record information to the district on its own initiative or upon request of the ~~Medford Area Public School District~~ **MAPSD** Administrator or designee, subject to the agency's official policy. Once the records are received, the student named in the records and the parent(s)/guardian(s) of any minor student named in the records shall be notified of the information.
- e. **Court records** - ~~include these records~~ received from a court clerk concerning a juvenile enrolled in the ~~Medford Area Public School District~~ **MAPSD** who: [a] has had a petition filed with a court alleging that ~~he/she~~ **they** ~~has~~ **have** committed a delinquent act that would be a felony if committed by an adult, [b] has been adjudged delinquent, [c] has school attendance as a condition of ~~his/her~~ **their** court dispositional order, or [d] has been found to have committed a delinquent act at the request of or for the benefit of a criminal gang that would be a felony if committed by an adult, and has been adjudged delinquent on that basis.
- f. **Student physical health records** - ~~include~~ basic health information about a student, including the student's immunization records, an emergency medical card, a log of first-aid and medicine administered to the student, an athletic permit card, a record concerning the student's ability to participate in an education program, any lead screening records required under Wis. Stat. 254.162, the results of any routine screening test such as for hearing, vision or scoliosis, and any follow-up to such test, and any other basic health information as determined by the designated state superintendent.
- g. **Student patient health care records** - ~~include~~ all records relating to the health of a student prepared by or under the supervision of a health care provider which are not included in the "student physical health records" definition above.
- h. **School resource officer records** - ~~include all records~~ maintained by a law enforcement unit of the school district that are created by that law enforcement unit for the purpose of law enforcement. Such records are not student records and shall be maintained separately from student records. School resource officer records shall be disclosed only to the extent other law enforcement officers' records are disclosed.
- i. **Directory data** - ~~as designated by the Medford Area Public School District~~ **MAPSD**, ~~includes~~ a student's name, address, telephone listing, date and place of birth, major field of study, participation in officially recognized activities and sports, weight and height of members of athletic teams, dates of attendance, photographs, degrees and awards received and the name of school most recently attended by the student.
- j. **Parent** - ~~means~~ parent, legal guardian or guardian ad litem.

k. **Adult student** - means a student who has attained the age of 18.

2. **ACCESS RIGHTS REGARDING STUDENT PROGRESS AND BEHAVIORAL RECORD INFORMATION.**

a. **Parent(s)/Guardian(s)/Adult Student Access to Student Records**

[1] Parent(s)/guardian(s) shall be permitted to review and inspect any student records relating to their minor child, except as provided in [a] below. Student behavioral records shall be shown to the parent(s)/guardian(s) in the presence of a person qualified to explain and interpret the records [i.e., special education designee for special education student behavioral records; building principal for other student behavioral records]. If any student record includes information on more than one child, the parent(s)/guardian(s) of those children shall have the right to inspect and review only the information relating to their child or to be informed of that specific information. Parent(s)/guardian(s) will be provided a single copy of their minor child's records upon request.

[a] A parent(s)/guardian(s), regardless of whether the parent(s)/guardian(s) has legal custody of the student, shall have equal access to the student's medical, dental and school records unless the parent(s)/guardian(s) has been denied access to such records as outlined by state law [e.g. denied periods of physical placement with the student, ordered by the court].

[2] Personally identifiable information from the student records of an adult student may be disclosed to the parent(s)/guardian(s) of the adult student without the written consent of the adult student if the adult student is still considered a dependent of his/her **their** parent(s)/guardian(s) for tax purposes. This may be done unless the adult student has informed the school, in writing, that the information may not be disclosed.

[3] ~~The Medford Area Public School District~~ **MAPSD** will respond to parental requests for records without unnecessary delay and in no case more than 45 working days after the request is made.

[4] A list of the types and locations of student records collected, maintained or used by ~~the Medford Area Public School District~~ **MAPSD** shall be provided to parent(s)/guardian(s) on request.

[5] For purposes of ~~board of education~~ **BOE** policy and these procedures, adult students have all the rights accorded to parent(s)/guardian(s) concerning their own records.

- b. **Minor student Access to Progress Records** - A minor student may be shown and provided with a copy of his/her **their** progress records upon request.
- c. **Access to Progress and Behavioral Records by Persons Other Than Parent(s)/Guardian(s)/Students with Consent** - ~~The Medford Area Public School District~~ **MAPSD** shall provide access to a student's behavioral or progress records when a signed authorization by the parent(s)/guardian(s) or adult student that consents to the release of information to another party or agency is presented.

For purposes of these procedures, "informed consent" means written consent that includes all of the following information: [a] the name of the student whose record is being disclosed, [b] the type of information to be disclosed, [c] the name of the person[s] making the disclosure, [d] the purpose of the disclosure, [e] the individual, agency or organization to which disclosure may be made, [f] the signature of the student, if an adult, or the parent(s)/guardian(s) of a minor student, [g] the date on which the consent is signed, and [h] the time period during which the consent is effective.

- [1] Upon the written request of an adult student or the parent(s)/guardian(s) of a minor student, the school shall make available to the person named in the permission form the student's progress records or such portions of his/her **their** behavioral records as determined by the person authorizing the release. Law enforcement officer record information may not be made available under this exception unless specifically identified by the adult student or by the parent(s)/guardian(s) of a minor student in the written request.
- [2] Annually, on or before August 15, ~~the Medford Area Public School District~~ **MAPSD** shall report to the appropriate community services boards established under sections 51.42 and 51.437 the names of students who reside in the ~~Medford Area Public School District~~ **MAPSD**, who are 16 years of age or older, who are enrolled in a special education program, who are not expected to be enrolled in an educational program two years from the date of the report and who may require services under sections 51.42 and 51.437 [community mental health, development disabilities, alcoholism, and drug abuse]. Before filing the report, parent(s)/guardian(s) or adult student consent shall be obtained.
- [3] Student Patient Health Care Records: All student patient health care records shall remain confidential. They may be released only to persons specifically designated in state statute or to other persons with the informed consent of the patient or a person authorized by the patient.

- d. **Access to Progress and Behavioral Records by Persons Other Than Parent(s)/Guardian(s)/Students without Consent** - ~~The Medford Area Public School District~~ **MAPSD** shall provide access to a student's behavioral or progress records without consent in accordance with any valid court order/ordinances or the following procedures:

- [1] Student records shall be disclosed at the request or order of a court. The district shall make a reasonable effort to notify the parent(s)/guardian(s) or adult student of the order in advance of compliance therewith, except as otherwise provided by law.
- [2] Student records may be disclosed to appropriate parties in connection with an emergency if knowledge of the information is necessary to protect the health and safety of any individual.
- [3] If school attendance is a condition of a student's dispositional order under 48.355[2][b]7 or 938.358[2], the ~~board of education~~ **BOE** shall notify the county department that is responsible for supervising the student within five days after any violation of the condition by the student.
- [4] A law enforcement agency shall be provided a copy of a student's attendance record if the law enforcement agency certifies in writing that the student is under investigation for allegedly committing a criminal or delinquent act and that the law enforcement agency will not further disclose the student's attendance record information except as permitted by law. When a student's attendance record is disclosed to a law enforcement agency for purposes of truancy, the student's parent(s)/guardian(s) shall be notified of that disclosure as soon as practicable after the disclosure.
- [5] Student records shall be made available to school officials who have been determined by the ~~board~~ **BOE** to have legitimate educational interests, including safety interest, in such records. A "school official" is a person employed by the district who is required by the Department of Public Instruction (DPI) to hold a license; a person who is employed by or working on behalf of the district as an administrator, supervisor, instructor or support staff member (including health or medical staff and police liaison personnel); a person serving on the ~~board of education~~ **BOE**; a person or company with whom the district has contracted to perform a specific task (such as an attorney, auditor, medical consultant or therapist); or a person serving on an official committee, such as a disciplinary or grievance committee, or assisting another school official in performing his/her **their** tasks. A school official has a "legitimate educational interest" if the official needs to review a student record in order to fulfill his/her **their** professional or district responsibility.

A ~~board of education~~ **BOE** member or ~~Medford Area Public School District~~ **MAPSD** employee may not be held personally liable for any damages caused by failure to make student record disclosures to ~~Medford Area Public School District~~ **MAPSD** employees as outlined above, unless the person acted with actual malice in failing to disclose the information. The ~~Medford Area Public School District~~ **MAPSD** also may not be held liable for any damages caused by nondisclosure, unless the ~~Medford Area Public School District~~ **MAPSD** or its agent acted with gross negligence or reckless, wanton or intentional misconduct in failing to disclose the records.

- [a] Law enforcement records, including but not limited to AOD, weapons possession, or delinquency-related record information, received by the district may be made available to those school officials with legitimate educational interests, including safety interest, in the information. If law enforcement record information obtained by the district relates to a district student, the information may also be disclosed to those district

employees who have been designated by the board to receive that information for the purpose of providing treatment programs for district students. The information may not be used as the sole basis for suspending or expelling a student from school, or as the sole basis for taking any other disciplinary action against a student, including action under the district's co-curricular code of conduct.

- [b] Court records obtained by the ~~Medford Area Public School District~~ **MAPSD** must be disclosed to ~~Medford Area Public School District~~ **MAPSD** employees who work directly with the juvenile named in the records or who have been determined by the ~~board of education~~ **BOE** to have legitimate educational or safety interests in the information. An employee cannot further disclose the information, and the information cannot be used as the sole basis for suspending or expelling a student from school or as the sole basis for taking any other disciplinary action against a student, including action under the district's co-curricular code of conduct.
- [c] Student patient health care records may be released upon request without informed consent to a ~~Medford Area Public School District~~ **MAPSD** employee or agent, with regard to patient records maintained by the ~~Medford Area Public School District~~ **MAPSD** in which ~~he/she~~ **they** is ~~are~~ employed or is an agent, if any of the following apply:
 - [1] The employee or agent has responsibility for the preparation or storage of patient health care records.
 - [2] Access to patient health care records is necessary to comply with a requirement in federal or state law.

Any record that concerns the results of a test for the presence of HIV or antibody to HIV [the virus which causes acquired immunodeficiency syndrome - AIDS] shall be confidential and may be disclosed to other persons only with the informed written consent of the test subject.

- [6] A fire investigator shall be provided a copy of a student's attendance record if the fire investigator certifies in writing that:
 - [a] the student is under investigation for arson,
 - [b] the student's attendance record is necessary for the fire investigator to pursue ~~his/her~~ **their** investigation, and
 - [c] the fire investigator will use and further disclose student's attendance record only for the purpose of pursuing that investigation.
- [7] Student records may be disclosed to a law enforcement agency, district attorney, city attorney, corporation counsel, social welfare agency, juvenile intake worker, court, private school or another school board for the purposes of providing services to the student before adjudication if the disclosure is pursuant to an interagency agreement and the person to whom the records are disclosed certifies that the records will not be further disclosed.

- [8] Student records shall be provided to a court in response to a subpoena for inspection. The court may turn said records or parts thereof over to parties in the action or to their attorneys if these records would be relevant and material to a witness's credibility or competency. The district shall make a reasonable effort to notify parent(s)/guardian(s) or adult students of the subpoena in advance of compliance therewith, except as otherwise provided by law.
- [9] The ~~board of education~~ **BOE** may provide the state education agency or any other public officer with any information required under Chapters 115 to 121, which covers all aspects of public instruction under the law. The state education agency may secure student or other records which are necessary in connection with the audit and evaluation of state or federal-supported programs or in connection with the enforcement of state or federal requirements which relate to such programs.
- [10] Information from a student's immunization records shall be made available to state and local health officials to carry out immunization requirements.
- [11] Upon request, the ~~board of education~~ **BOE** clerk shall provide the names of students who have withdrawn from school prior to graduation to the technical college board in which the public school is located or, for verification of eligibility for public assistance, to the Department of Health and Family Services, the Department of Workforce Development or a county department under sections 46.215, 46.22 or 46.23 of the state statutes.
- [12] The district shall, upon request, provide student disciplinary records necessary for purposes of student enrollment in another public school district as permitted by law. These records may include:
- a. A copy of any expulsion findings and orders or records of any pending disciplinary proceedings involving the student.
 - b. A written explanation of the reasons for the expulsion or pending disciplinary proceedings.
 - c. The length of the term of the expulsion or the possible outcomes of the pending disciplinary proceedings.
- [13] The school district clerk or ~~his/her~~ **their** designee shall make student records available for inspection or, upon request, disclose the contents of student records to authorized representatives of the Department of Corrections, the Department of Health Services, the Department of Justice, or a district attorney for use in the prosecution of any proceeding or any evaluation conducted under chapter 980 (sexually violent persons commitment), if the student records involve or relate to an individual who is the subject of the proceeding or evaluation. The court in which the proceeding is pending may issue any protective orders that it determines are appropriate concerning student records made available or disclosed under this provision. Any

representative of the Department of Corrections, the Department of Health and Family Services, the Department of Justice, or a district attorney may disclose information obtained under this provision for any purpose consistent with any proceedings under chapter 980.

- [14] Notwithstanding their confidential status, student records may be used in suspension and expulsion proceedings and by individualized education program teams under state special education laws, except as provided in 2-d-5 a. and b.

- e. If a request is received from the Disability Rights Wisconsin Inc. (DRW) for access to the student records of a student with a mental illness who is receiving care and treatment at school, a student with a disability receiving special education services or a student with a Section 504 accommodation plan, for purposes of investigating potential claims of abuse or neglect under applicable federal laws, the request shall be handled as follows:
 - [1] If the DRW provides proof of parental consent to access the records, the district shall provide DRW such access.
 - [2] If DRW does not provide proof of parental consent to access the records, the district shall determine if the conditions for access without parental consent, as defined in applicable federal laws, are met and, if so, provide access to the requested records.
 - [a] If the student whose records are requested has a mental illness and is receiving care or treatment at school but is not eligible for special education services or a Section 504 accommodation plan, DRW's access to the student's records without parental consent is limited to disclosure only when the following three conditions exist: (1) the potential abuse or neglect places the health or safety of the student in serious and immediate jeopardy, (2) DRW has notified the student's parent(s)/guardian(s) of the potential abuse or neglect and has offered assistance, and (3) the parent(s)/guardian(s) has failed or refused to act.
 - [b] If the student whose records are requested is receiving special education services or has a Section 504 accommodation plan, DRW has access to the student's records without parental consent when one of two conditions exist: (1) when the DRW has notified the parent(s)/guardian(s) of the suspected abuse or neglect of his/ her child, has offered assistance and the parent(s)/ guardian(s) has failed or refused to act, or (2) when the potential abuse or neglect places the health or safety of the student in serious and immediate jeopardy.

The records DRW may be able to access from school include both individual student records and investigative records or reports prepared by school district employees.

- [3] If the conditions for disclosure without parental consent are not met or if DRW shows that they have probable cause to investigate suspected abuse or neglect of a student whose identity is unknown but could be determined with further investigation, the district may consider providing DRW with contact information about the student's parent(s)/guardian(s) so that DRW may attempt to obtain consent for access to the records. The building principal shall consult with the district administrator when making this determination.

3. RELEASE OF STUDENT DIRECTORY DATA

Except as provided below, directory data may be disclosed to any person after the school has (1) notified the parent(s)/guardian(s) or guardian ad litem, or adult student of the categories of information which it has designated as directory data with respect to each student, (2) informed such persons that they have 14 days to inform the school that all or any part of the directory data may not be released without their prior consent, and (3) allowed 14 days for the adult student or parent(s)/guardian(s) or guardian ad litem of a minor student to inform the school, in writing, that all or any part of the directory data may not be released without their prior consent. Parent(s)/guardian(s) or adult students can restrict the release of student directory data at any time.

- a. If the ~~Medford Area Public School District~~ **MAPSD** has followed the notification procedure outlined above, and the parent(s)/guardian(s) does not object to the directory data being released, the ~~board of education~~ **BOE** clerk shall, upon request, provide the name and address of each student expected to graduate from high school in the current school year to the technical college board.
- b. If the ~~Medford Area Public School District~~ **MAPSD** has followed the notification procedure outlined above, and the parent(s)/guardian(s) does not object to the directory data being released, the ~~board of education~~ **BOE** clerk shall, upon request, provide any representative of a law enforcement agency, city attorney, district attorney or corporation counsel, county department under sections 46.215, 46.22 or 46.23 or a court of record or municipal court with such directory data information relating to any such student enrolled in the ~~Medford Area Public School District~~ **MAPSD** for the purpose of enforcing that student's school attendance, to respond to a health or safety emergency, or to aid in the investigation of alleged criminal or delinquent activity by a student enrolled in the ~~Medford Area Public School District~~ **MAPSD**.
- c. If the ~~Medford Area Public School District~~ **MAPSD** has followed the notification procedure outlined above, and the parent(s)/guardian(s) or adult student does not object to the directory data being released, the ~~board of education~~ **BOE** clerk shall, upon request by military recruiters provide secondary school students' names, addresses, and telephone listings. The district shall provide military recruiters the same access to secondary students and student directory data about such students as is provided to post-secondary institutions or prospective employers.
- d. Administrators have the discretion to refuse the release of individual student phone

numbers and addresses for the safety of the student. When reviewing student directory data requests, as well as when implementing other provisions of these guidelines, consideration shall be giving to applicable provisions of the public records law and the district's policy and procedures dealing with public records.

4. **STUDENT PARTICIPATION IN SURVEYS**

a. An adult student or the parent(s)/guardian(s) of a minor student shall be notified by ~~the Medford Area Public School District~~ **MAPSD** of any student survey containing questions addressing any of the following protected areas: political affiliations or beliefs of the student or parent(s)/guardian(s), mental, or psychological problems of the student or the student's family, sex behavior or attitudes; illegal, anti-social, self-incriminating, or demeaning behavior; critical appraisals of other individuals with whom respondents have close family relationships; legally recognized privileged or analogous relationships (i.e. lawyers, physicians or ministers); religious practices, affiliations, or beliefs of the student or student's parent(s)/guardian(s); or income (other than that required by law to determine eligibility for participation in a program or for receiving financial assistance under such a program). At least annually, at the beginning of the school year, the district shall notify the parent(s)/guardian(s)/adult student of the approximate dates during the school year when the district will administer student surveys that contain questions about any of the protected areas. Parent(s)/guardian(s)/adult students shall be provided an opportunity to opt out his or her child from participating.

- [1] The district shall obtain written consent from parent(s)/guardian(s)/adult students, before administering required student surveys that contain questions about any of the protected areas and that are funded in whole or in part by U.S. Department of Education funds.
- [2] The district shall offer parent(s)/guardian(s)/adult students an opportunity to opt their child out of participating in activities involving the collection, disclosure, or use of personal information collected from students for the purpose of marketing or for selling that information, or otherwise providing that information to others for that purpose.
- [3] Parent(s)/guardian(s)/adult students have the right to review, upon request, any survey that concerns any of the protected areas of information.

5. **CHALLENGE/AMENDMENT OF STUDENT RECORDS**

a. An adult student, or the parent(s)/guardian(s) of a minor student, shall have the opportunity to challenge the contents of a student's school records by making a written request directly to the building principal, or to ~~the Medford Area Public School District~~ **MAPSD** Administrator in the event the student is no longer enrolled in ~~the Medford Area Public School District~~ **MAPSD**. The written request shall: [1] set forth the specific portion of the school record claimed by the challenger to be in error, inaccurate, misleading, or in violation of the student's privacy rights and [2] state the modification[s] requested in respect thereto.

- [1] If the request is made to a building principal, the principal shall confer with ~~the Medford Area Public School District~~ **MAPSD** Administrator concerning

the request.

- [2] ~~The Medford Area Public School District~~ MAPSD Administrator, either from the information provided to ~~him/her~~ them by a building principal or from the individual's direct request to the Administrator, shall make a written response to the adult student or parent(s)/guardian(s). This response shall be within a reasonable time of the receipt of the written challenge by the building principal or ~~Medford Area Public School District~~ MAPSD Administrator.
- b. If the district decides not to amend the record as requested, it shall inform the parent(s)/guardian(s) or eligible student of its decision and of ~~his/her~~ their right to a hearing. ~~He/she~~ They may make a written request for a hearing before the ~~board of education~~ BOE regarding the original challenge. This request shall be directed to ~~the Medford Area Public School District~~ MAPSD Administrator within a reasonable period of time after the receipt of the ~~Medford Area Public School District~~ MAPSD Administrator's response.
- [1] ~~The Medford Area Public School District~~ MAPSD Administrator shall, upon receipt of the request for hearing, arrange for a hearing to be held before the ~~board of education~~ BOE within a reasonable time of the receipt of the request therefor.
 - [2] ~~The board of education~~ BOE shall conduct the hearing, take evidence and make its findings, conclusion and order upon the evidence submitted at the hearing, and shall notify the challenging adult student, or the parent(s)/guardian(s) of a minor student, of such findings, conclusion and decision within a reasonable period of time following the conclusion of the hearing.
 - [3] If, as a result of the hearing, the ~~board of education~~ BOE decides that the information is inaccurate, misleading or in violation of the student's privacy rights, it shall amend the information accordingly and inform the adult student, or parent(s)/guardian(s) of a minor student, of such amendment.
 - [4] If, as a result of the hearing, the ~~board of education~~ BOE decides that the information is not inaccurate, misleading or in violation of the student's privacy rights, it shall inform the adult student, or parent(s)/guardian(s) of a minor student, of the right to place in the records it maintains on the student, a statement commenting on the information or setting forth any reasons for disagreeing with the decision of the ~~board of education~~ BOE. The ~~board of education~~ BOE shall require that any explanation placed in the records of a student be maintained by ~~the Medford Area Public School District~~ MAPSD as part of the records as long as the record or contested portion is maintained by ~~the Medford Area Public School District~~ MAPSD. If the records of the student, or the contested portion are disclosed by ~~the Medford Area Public School District~~ MAPSD to any party, the explanation shall also be disclosed to that party.

6. MAINTENANCE OF STUDENT RECORDS

- a. The building principal shall have primary responsibility for maintaining the confidentiality of student records in each school building. All requests for inspection or transfer of student records to another school district or agency shall be directed to the building principal, who will determine whether inspection or transfer is permitted under these procedures. Confidentiality provisions regarding student records apply to information maintained in record form and oral exchanges regarding the contents of such record information.
- [1] Building principals shall maintain an updated list of staff by name and title who have access to student records.
 - [2] ~~The Medford Area Public School District~~ MAPSD shall keep a record of parties obtaining access to student records collected, maintained or used under these procedures, except access by parent(s)/guardian(s); authorized ~~Medford Area Public School District~~ MAPSD employees whose names and positions are listed; a party with written consent from the parent(s)/guardian(s) or adult student; a party with written consent of the parent(s)/guardian(s)/adult student; a party seeking directory data; or a party seeking or receiving the records as directed by a federal grand jury or other law enforcement subpoena and the issuing court or other issuing agency has ordered that the existence or the contents of the subpoena or the information in response to the subpoena not be disclosed.
 - [3] A record of access shall be maintained in each student's file. This record shall include the name of the party, date access was given, and the purpose for which the party was authorized to use the record.
- b. While students are enrolled in school, their progress records will be maintained in the school of attendance. Upon transfer of ~~the a~~ student to another school operated by ~~the Medford Area Public School District~~ MAPSD, the records shall be transferred to that school. When the student ceases to be enrolled in a school operated by ~~the Medford Area Public School District~~ MAPSD, ~~his/her~~ their non-special education records will be kept in the building ~~he/she~~ they last attended. Special Education records will be kept by the Director of Special Education.
- [1] All student records shall be maintained in locked files.
 - [2] Student patient records and law enforcement officer record information shall be maintained separately from a student's other records.

7. TRANSFER OF STUDENT RECORDS

- a. All student records relating to a specific student shall be transferred to another school or school district upon receipt of written notice from:
- [1] an adult student, or the parent(s)/guardian(s) of a minor student, that the student intends to enroll in the other school or school district;
 - [2] another school or school district that the student has enrolled; or,
 - [3] a court that a student has been placed in a secured correctional facility or

secured group home or secured child caring institution.

- b. Records will be sent to another school or school district within five working days of receiving the written request.
- c. Student record information shall be disclosed upon receipt of written consent to another agency on the condition that the party to whom the information is disclosed will not disclose the information to any other party without the prior consent of the parent(s)/guardian(s)/adult student. The district shall inform the party to whom disclosure is made of this requirement. This does not apply to the release of directory data, the release of information pursuant to a court order or subpoena, or disclosure to parent(s)/guardian(s)/adult student.

8. **DESTRUCTION OF STUDENT RECORDS**

- a. The special education designee/coordinator/director shall be responsible for reviewing records of students with special educational needs. Information that is no longer needed to provide educational services to the special education student shall be destroyed after one-month notification to the parent(s)/guardian(s).
- b. All behavioral records shall be destroyed one year after the student graduates or last attends school, except with written parent(s)/guardian(s) or adult student permission to retain special education records for a longer period of time for audit purposes. Where such permission is received, behavioral records shall be maintained for the time period specified in the written permission or as long as the district's needs require. If written parent(s)/guardian(s) or adult student consent to maintain special education records for a period longer than one year is not granted, all personal identifiers will be removed from records and they shall be maintained until no longer needed to satisfy federal record maintenance requirements.
- c. Student progress records shall be destroyed 6-7 years after the student ceases to be enrolled in the ~~Medford Area Public School District~~ **MAPSD** or upon notification of the former student's death.

9. **ANNUAL PUBLIC NOTICE**

Parent(s)/guardian(s) and students shall be notified annually of the following: [a] their rights to inspect, review and obtain copies of student records; [b] the existence of the student records policy and procedures and where copies can be obtained; [c] the categories of student record information which have been designated as directory data and their right to deny the release of such information within 14 days of receipt of notification; [d] their rights to request amendment of the student's school records if they believe the records are inaccurate, misleading, or otherwise in violation of the student's rights of privacy; [e] their rights to consent to the disclosure of the student's school records, except to the extent state and federal law authorizes disclosure without consent and, [f] their right to file a complaint with the Family Policy Compliance Office of the U.S. Department of Education.

Provisions shall be made to effectively notify parent(s)/guardian(s) when the parent(s)/guardian(s)' primary language is other than English. Parent(s)/guardian(s) of secondary school students shall also be notified of their option to request the district not to release the secondary school student's name, address or telephone listing to military recruiters or institutions of higher education without prior written parental consent.

When a student transfers into the ~~Medford Area Public School District~~ **MAPSD** after the above notice has been given, the student and his/her **their** parent(s)/guardian(s) shall receive a copy of the notice.

10. **COMPLAINTS REGARDING ALLEGED NON-COMPLIANCE WITH FEDERAL REQUIREMENTS**

Adult students or parent(s)/guardian(s) of minor students may file a complaint with the Family Policy Compliance Office of the U.S. Department of Education for alleged district non-compliance with requirements of the federal Family Educational Rights and Privacy Act (FERPA).

MEDFORD AREA PUBLIC SCHOOL DISTRICT SCHOOL BOARD POLICY HANDBOOK

May 5, 2021

DISCUSSION/REVIEW previously approved by the BOE

Policy Code	Policy Title
	Professional Staff Handbook – Section 6.10 Retirement Benefits & Recognition
	Support Staff Handbook – Section 6.10 Retirement Benefits & Recognition

CONSIDERATION - motion

Policy Code	Policy Title
	Professional Staff Handbook – Section 7.2 Sick Leave
	Professional Staff Handbook – Section 7.3 Personal Leave
	Support Staff Handbook – Section 7.4 Sick Leave
	Support Staff Handbook – Section 7.6 Personal Leave

6.10 Retirement Benefits & Recognition

Hired before July 1, 2020

Eligibility - To be eligible for this benefit & recognition, the teacher must:

- 1) Retire effective at the conclusion of the school year (June 30).
- 2) Attain the age of fifty-five (55) by the end of the contract year (June 30) in which he/she intends to retire and have a minimum of 15 years of service in the District.
- 3) Notify the district in writing by March 20 or another date if mutually agreed upon by the teacher and the District of his/her intention to retire at the end of the school year.
- 4) Complete the school year immediately preceding the date of retirement.

Health Insurance - Upon retirement, the retired teacher will be eligible to be included in the district's current health insurance program subject to the rules, regulations and eligibility requirements of the insurance carrier. However, the retired teacher is not required to remain covered by the district's health insurance program to be eligible for the benefit described below. The retiree may choose to delay the receipt of the benefit described below; however, delay of the benefit will not affect the amount provided to the retiree.

Effective July 1, 2026: The duration of coverage on the District's health insurance program for those retiring on or after July 1, 2026, is based upon COBRA continuation coverage election and COBRA-specified coverage period. The retiree and/or eligible family members may choose to continue coverage on the District's health insurance plan, provided they pay 100% of the COBRA premiums. Note that retirees may only remain on the District's health insurance plan for the duration of COBRA.

Post-Employment Premium Only HRA: Upon retirement, the Board shall pay into a Premium Only Retiree Health Reimbursement Arrangement (HRA) a one-time lump sum amount as outlined below upon retirement. These funds are available to the retired teacher, their spouse, qualifying dependents, and surviving spouse and/or surviving qualifying dependent until the funds are exhausted. The benefit is prorated for in-between years and there will be an additional \$1,000 per year for 30+ years:

Years of Service	Benefit
15	\$39,160 + \$60.00 (per day of sick leave)
20	\$41,160 + \$60.00 (per day of sick leave)
25	\$43,160 + \$60.00 (per day of sick leave)
30	\$48,160 + \$60.00 (per day of sick leave)
30+	\$1,000 per year

Hired on/after 7/1/2020

Eligibility - To be eligible for this benefit & recognition, the teacher must:

- 1) Retire effective at the conclusion of the school year (June 30).
- 2) Attain the age of fifty-five (55) by the end of the contract year (June 30) in which he/she intends to retire and have a minimum of 15 years of service in the District.
- 3) Notify the district in writing by March 20 or another date if mutually agreed upon by the teacher and the District of his/her intention to retire at the end of the school year.
- 4) Complete the school year immediately preceding the date of retirement.

- 5) **During active years of employment**, the District will fund \$750 per year of service into a Premium Only Retiree Health Reimbursement (HRA) with the first \$750 contribution occurring upon completion of the 2020-2021 fiscal year. Subsequent contributions will occur upon the completion of each year of service. To retain the account balance within the HRA, Teachers must meet the eligibility requirements as outlined above. If these eligibility requirements are not met by the time the Teacher separates from service, the full HRA balance will forfeit back to Medford Public Schools and will not be available for use by the employee.

The benefit shall be available to reimburse 100% of the applicable premium to remain on the District's health insurance program or an outside health insurance plan until the benefit is exhausted.* If both spouses are teachers employed by the Medford Area Public School District, each spouse may be eligible for the Premium Only HRA based upon the eligibility as noted above . Should any retiree receiving benefits under this section die before exhausting the benefit, the surviving spouse shall continue to receive the benefit until the benefit has been exhausted or until the death of the surviving spouse, whichever occurs first.

Insurance Provision – For teachers who do not qualify for the above referenced benefit and for teachers who have exhausted their retirement benefits as described above, upon retirement, teachers **may continue in the Health Insurance Plan**, offered by the District to active employees, subject to the rules of the insurance carrier, providing they pay 100% of the District's health insurance premium to remain on the plan.*

***Effective July 1, 2026: The duration of coverage on the District's health insurance program for those retiring on or after July 1, 2026, is based upon COBRA continuation coverage election and the COBRA-specified coverage period. The retiree and/or eligible family members may choose to continue coverage on the District's health insurance plan, provided they pay 100% of the COBRA premiums. Note that retirees may only remain on the District's health insurance plan for the duration of COBRA.**

Eligible employees shall be required to contribute to the Wisconsin Retirement System the full employee-required contribution, as per the Employee Trust Funds Board. The District shall contribute the employer-required contribution.

Unused personal leave pursuant to Section 7.3 of this handbook shall be paid out at a rate of \$60.00 per day upon retirement.

Unused sick leave will be paid into the Health Reimbursement Arrangement (HRA) at a rate of \$60.00 per day up to 108 days upon retirement.

6.10 Retirement Benefits & Recognition

Hired before July 1, 2020

Eligibility - To be eligible for this benefit & recognition, the teacher must:

- 1) Retire effective at the conclusion of the school year (June 30).
- 2) Attain the age of fifty-five (55) by the end of the contract year (June 30) in which they intend to retire and have a minimum of 15 years of service in the District.
- 3) Notify the district in writing by March 20 or another date if mutually agreed upon by the teacher and the District of his/her intention to retire at the end of the school year.
- 4) Complete the school year immediately preceding the date of retirement.

Health Insurance - Upon retirement, the retired teacher will be eligible to be included in the district's current health insurance program subject to the rules, regulations and eligibility requirements of the insurance carrier. However, the retired teacher is not required to remain covered by the district's health insurance program to be eligible for the benefit described below. The retiree may choose to delay the receipt of the benefit described below; however, delay of the benefit will not affect the amount provided to the retiree.

Effective July 1, 2026: The duration of coverage on the District's health insurance program for those retiring on or after July 1, 2026, is based upon COBRA continuation coverage election and COBRA-specified coverage period. The retiree and/or eligible family members may choose to continue coverage on the District's health insurance plan, provided they pay 100% of the COBRA premiums. Note that retirees may only remain on the District's health insurance plan for the duration of COBRA.

~~Insurance Premiums~~ Post-Employment Premium Only HRA: Upon retirement, the Board shall pay into a Premium Only Retiree Health Reimbursement Arrangement (HRA) a one-time lump sum amount as outlined below upon retirement. These funds are available to the retired teacher, their spouse, qualifying dependents, and surviving spouse and/or surviving qualifying dependent until the funds are exhausted. The benefit is prorated for in-between years and there will be an additional \$1,000 per year for 30+ years:

Years of Service	Benefit
15	\$39,160 + \$60.00 \$75.00 (per day of sick leave)
20	\$41,160 + \$60.00 \$75.00 (per day of sick leave)
25	\$43,160 + \$60.00 \$75.00 (per day of sick leave)
30	\$48,160 + \$60.00 \$75.00 (per day of sick leave)
30+	\$1,000 per year

Hired on or after July 1, 2020

Eligibility - To be eligible for this benefit & recognition, the teacher must:

- 1) Retire effective at the conclusion of the school year (June 30).
- 2) Attain the age of fifty-five (55) by the end of the contract year (June 30) in which they intend to retire and have a minimum of 15 years of service in the District.
- 3) Notify the district in writing by March 20 or another date if mutually agreed upon by the teacher and the District of his/her intention to retire at the end of the school year.
- 4) Complete the school year immediately preceding the date of retirement.

- 5) **During active years of employment**, the District will fund \$750 per year of service into a Premium Only Retiree Health Reimbursement (HRA) with the first \$750 contribution occurring upon completion of the 2020-2021 fiscal year. Subsequent contributions will occur upon the completion of each year of service. To retain the account balance within the HRA, teachers must meet the eligibility requirements as outlined above. If these eligibility requirements are not met by the time the teacher separates from service, the full HRA balance will forfeit back to Medford Area Public School District and will not be available for use by the employee.

The benefit shall be available to reimburse 100% of the applicable premium to remain on the District's health insurance program or an outside health insurance plan until the benefit is exhausted.* If both spouses are teachers employed by the Medford Area Public School District, each spouse may be eligible for the Premium Only HRA based upon the eligibility as noted above. Should any retiree receiving benefits under this section die before exhausting the benefit, the surviving spouse shall continue to receive the benefit until the benefit has been exhausted or until the death of the surviving spouse, whichever occurs first.

Insurance Provision – For teachers who do not qualify for the above referenced benefit and for teachers who have exhausted their retirement benefits as described above, upon retirement, teachers may continue in the Health Insurance Plan, offered by the District to active employees, subject to the rules of the insurance carrier, providing they pay 100% of the District's health insurance premium to remain on the plan.*

***Effective July 1, 2026: The duration of coverage on the District's health insurance program for those retiring on or after July 1, 2026, is based upon COBRA continuation coverage election and the COBRA-specified coverage period. The retiree and/or eligible family members may choose to continue coverage on the District's health insurance plan, provided they pay 100% of the COBRA premiums. Note that retirees may only remain on the District's health insurance plan for the duration of COBRA.**

Eligible employees shall be required to contribute to the Wisconsin Retirement System the full employee-required contribution, as per the Employee Trust Funds Board. The District shall contribute the employer-required contribution.

Unused personal leave pursuant to Section 7.3 of this handbook shall be paid out at a rate of ~~\$60.00~~ **\$75.00** per day upon retirement.

Unused sick leave will be paid into the Health Reimbursement Arrangement (HRA) at a rate of ~~\$60.00~~ **\$75.00** per day up to 108 days upon retirement.

6.11 Educational Assistance

The Medford Area Public School District believes that education leads to self-improvement and recognizes that the skills and knowledge of its employees are critical to the success of the district. In that vein, the Medford Area Public School District encourages higher education and is willing to offer incentives for professional development opportunities which are directly related to an employee's present job or which will help an employee prepare for more responsibilities or promotions within the district.

6.10 Retirement Benefits & Recognition

Hired before July 1, 2020

Eligibility - To be eligible for this benefit & recognition, we are only considering your primary position. The support staff must:

- 1) Work a minimum of nine (9) months per school year.
- 2) Attain the age of fifty-five (55) by the end of the contract year (June 30) in which he/she intends to retire and have a minimum of 15 years of service in the District.
- 3) Notify the district in writing by March 20 or another date if mutually agreed upon by the support staff and the District of his/her intention to retire at the end of the school year.
- 4) Complete the school year immediately preceding the date of retirement.

Any support staff position that requires a degree, i.e. COTA, Sign Language Interpreter, shall receive the same retirement benefit as a professional staff member.

Health Insurance - Upon retirement, the retired support staff will be eligible to be included in the district's current health insurance program subject to the rules, regulations, and eligibility requirements of the insurance carrier. However, the retired support staff is not required to remain covered by the district's health insurance program to be eligible for benefit described below. The retiree may choose to delay the receipt of the benefit described below; however, delay of the benefit will not affect the amount provided to the retiree.

Effective July 1, 2026:

The duration of coverage on the District's health insurance program for those retiring on or after July 1, 2026, is based upon COBRA continuation coverage election and COBRA-specified coverage period. The retiree and/or eligible family members may choose to continue coverage on the District's health insurance plan, provided they pay 100% of the COBRA premiums. Note that retirees may only remain on the District's health insurance plan for the duration of COBRA.

Post-Employment Premium Only HRA: - Upon retirement, the Board shall pay into a Premium Only Retiree Health Reimbursement Arrangement (HRA) a one-time lump sum amount as outlined below upon retirement. These funds are available to the retired teacher, their spouse, qualifying dependents, and surviving spouse and/or surviving qualifying dependent until the funds are exhausted. The benefit is prorated for in-between years and there will be an additional \$600 per year for 30+ years:

Years of Service	Benefit for 12-month employee
15	\$17,000 + \$60.00 (per day of sick leave)
20	\$18,000 + \$60.00 (per day of sick leave)
25	\$19,000 + \$60.00 (per day of sick leave)
30	\$21,000 + \$60.00 (per day of sick leave)
30+	\$600 per year

Years of Service	Benefit for 11-month employee
15	\$15,589 + \$60.00 (per day of sick leave)
20	\$16,506 + \$60.00 (per day of sick leave)
25	\$17,423 + \$60.00 (per day of sick leave)

30	\$19,257 + \$60.00 (per day of sick leave)
30+	\$400 per year
Years of Service	Benefit for 9-month employee
15	\$12,750 + \$60.00 (per day of sick leave)
20	\$13,500 + \$60.00 (per day of sick leave)
25	\$14,250 + \$60.00 (per day of sick leave)
30	\$15,750 + \$60.00 (per day of sick leave)
30+	\$300 per year

Part-time employees will be eligible for this retirement benefit at a prorated amount.

Hired on/after 7/1/2020

Eligibility - To be eligible for this benefit & recognition, we are only considering your primary position. The support staff must:

- 1) Work a minimum of nine (9) months per school year.
- 2) Attain the age of fifty-five (55) by the end of the contract year (June 30) in which he/she intends to retire and have a minimum of 15 years of service.
- 3) Notify the district in writing by March 20 or another date if mutually agreed upon by the support staff and the District of his/her intention to retire at the end of the school year.
- 4) Complete the school year immediately preceding the date of retirement.
- 5) During active years of employment, the District will fund \$375 per year of service, beginning with the 2020-21 fiscal year, into an irrevocable trust.

The benefit shall be available to reimburse 100% of the applicable premium to remain on the District's health insurance program or an outside health insurance plan until the benefit is exhausted.* If both spouses are support staff employed by the Medford Area Public School District, each spouse may be eligible for the Premium Only HRA based upon the eligibility as noted above. Should any retiree receiving benefits under this section die before exhausting the benefit, the surviving spouse shall continue to receive the benefit until the benefit has been exhausted or until the death of the surviving spouse, whichever occurs first.

Insurance Provision – For support staff who do not qualify for the above referenced benefit and for support staff who have exhausted their retirement benefits as described above, upon retirement, support staff may continue in the Health Insurance Plan, offered by the District to active employees, subject to the rules of the insurance carrier, providing they pay their own premium.*

***Effective July 1, 2026:**

The duration of coverage on the District's health insurance program for those retiring on or after July 1, 2026, is based upon COBRA continuation coverage election and the COBRA-specified coverage period. The retiree and/or eligible family members may choose to continue coverage on the District's health insurance plan, provided they pay 100% of the COBRA premiums. Note that retirees may only remain on the District's health insurance plan for the duration of COBRA.

Eligible employees shall be required to contribute to the Wisconsin Retirement System the full employee-required contribution, as per the Employee Trust Funds Board. The District shall contribute the employer-required contribution.

Unused personal leave pursuant to Section 7.6 of this handbook shall be paid out at a rate of \$60.00 per day upon retirement.

Unused sick leave will be paid into the Health Reimbursement Arrangement (HRA) at a rate of \$60.00 per day up to 96 days upon retirement.

paycheck an employee receives. In addition, the Medford Area Public School District matches employee contribution dollar for dollar, thereby paying one-half of the cost of employee Social Security benefits.

6.10 Retirement Benefits and Recognition

Hired before July 1, 2020

Eligibility - To be eligible for this benefit & recognition, we are only considering your primary position. The support staff must:

- 1) Work a minimum of nine (9) months per school year.
- 2) Attain the age of fifty-five (55) by the end of the contract year (June 30) in which they intend to retire and have a minimum of 15 years of service in the District.
- 3) Notify the district in writing by March 20 or another date if mutually agreed upon by the support staff and the District of their intention to retire at the end of the school year.
- 4) Complete the school year immediately preceding the date of retirement.

Any support staff position that requires a degree, i.e. COTA, Sign Language Interpreter, shall receive the same retirement benefit as a professional staff member.

Health Insurance - Upon retirement, the retired support staff will be eligible to be included in the district's current health insurance program subject to the rules, regulations, and eligibility requirements of the insurance carrier. However, the retired support staff is not required to remain covered by the district's health insurance program to be eligible for benefit described below. The retiree may choose to delay the receipt of the benefit described below; however, delay of the benefit will not affect the amount provided to the retiree.

Effective July 1, 2026:

The duration of coverage on the District's health insurance program for those retiring on or after July 1, 2026, is based upon COBRA continuation coverage election and COBRA-specified coverage period. The retiree and/or eligible family members may choose to continue coverage on the District's health insurance plan, provided they pay 100% of the COBRA premiums. Note that retirees may only remain on the District's health insurance plan for the duration of COBRA.

~~Insurance Premiums~~ Post-Employment Premium Only HRA - Upon retirement, the Board shall pay into a Premium Only Retiree Health Reimbursement Arrangement (HRA) a one-time lump sum amount ~~in the amount~~ as outlined below ~~one-time~~ upon retirement. These funds are available to the retired staff member, their spouse, qualifying dependents and surviving spouse and/or surviving qualifying dependent until the funds are exhausted. The benefit is prorated for in-between years and there will be an additional \$600 per year for 30+ years:

Years of Service	Benefit for 12-month employee
15	\$17,000 + \$60.00 (per day of sick leave)
20	\$18,000 + \$60.00 (per day of sick leave)
25	\$19,000 + \$60.00 (per day of sick leave)
30	\$21,000 + \$60.00 (per day of sick leave)
30+	\$600 per year

Years of Service	Benefit for 11-month employee
15	\$15,589 + \$60.00 (per day of sick leave)
20	\$16,506 + \$60.00 (per day of sick leave)
25	\$17,423 + \$60.00 (per day of sick leave)
30	\$19,257 + \$60.00 (per day of sick leave)
30+	\$400 per year

Years of Service	Benefit for 9-month employee
15	\$12,750 + \$60.00 (per day of sick leave)
20	\$13,500 + \$60.00 (per day of sick leave)
25	\$14,250 + \$60.00 (per day of sick leave)
30	\$15,750 + \$60.00 (per day of sick leave)
30+	\$300 per year

Part-time employees will be eligible for this retirement benefit at a prorated amount.

Hired on or after July 1, 2020

Eligibility - To be eligible for this benefit & recognition, we are only considering your primary position. The support staff must:

- 1) Work a minimum of nine (9) months per school year.
- 2) Attain the age of fifty-five (55) by the end of the contract year (June 30) in which they intend to retire and have a minimum of 15 years of service.
- 3) Notify the district in writing by March 20 or another date if mutually agreed upon by the support staff and the District of their intention to retire at the end of the school year.
- 4) Complete the school year immediately preceding the date of retirement.
- 5) **During active years of employment**, the District will fund \$375 per year of service, beginning with the 2020-21 fiscal year, into an irrevocable trust.

The benefit shall be **applied available to pay reimburse** for 100% of the applicable premium to **remain on the District's health insurance program or an outside health insurance plan** until the benefit is exhausted.* ~~A retiree's benefits may be combined with those of their spouse~~ If both **spouses are support staff** are employed by the Medford Area Public School District, **each spouse may be eligible for the Premium Only HRA based upon the eligibility as noted above**. Should a any retiree receiving benefits under this section die before exhausting the benefit, the surviving spouse shall continue to receive the benefit until the benefit has been exhausted or until the death of the surviving spouse, whichever occurs first.

Insurance Provision – For support staff who do not qualify for the above referenced benefit and for support staff who have exhausted their retirement benefits as described above, upon retirement, support staff may continue in the Health Insurance Plan, offered by the District to active employees, subject to the rules of the insurance carrier, providing they pay their own premium.*

***Effective July 1, 2026:**

The duration of coverage on the District's health insurance program for those retiring on or after July 1, 2026, is based upon COBRA continuation coverage election and the COBRA-specified coverage period. The retiree and/or eligible family members

may choose to continue coverage on the District's health insurance plan, provided they pay 100% of the COBRA premiums. Note that retirees may only remain on the District's health insurance plan for the duration of COBRA.

Eligible employees shall be required to contribute to the Wisconsin Retirement System the full employee-required contribution, as per the Employee Trust Funds Board. The District shall contribute the employer-required contribution.

Unused personal leave pursuant to Section 7.6 of this handbook shall be paid out at a rate of \$60.00 per day upon retirement.

Unused sick leave will be paid into the Health Reimbursement Arrangement (HRA) at a rate of \$60.00 per day up to 96 days upon retirement.

6.11 Training and Professional Development

A specific schedule of basic training and orientation has been established for each job and employment classification. The Medford Area Public School District encourages all interested employees to take advantage of the continuing education initiative and further job specific training. All courses must be approved by a supervisor and District Administrator.

6.12 Health Savings Account

The district may make a deposit to all qualified participant's Health Savings Account each payroll period.

Consideration for all professional staff to start out the school year with 6 days.

From Employee Relations
7

TIME-OFF BENEFITS

7.1 Leaves

Full-time employees are eligible to receive the leave benefits as described below. The District will pro-rate all leave benefits, including cumulative sick leave, for regular part-time professional staff members.

Any professional staff member obtaining leave benefits by fraud, deceit, or falsified statement or otherwise abusing the District's leave benefits, shall be subject to disciplinary action, up to and including discharge.

7.2 Sick Leave

All professional staff will be allocated twelve (12) days of sick leave on July 1. Sick leave can be used for absences caused by illness or disability of which twelve (12) days may be used for care of a sick dependent child living in the home of the professional staff member. In addition, sick leave can be used for medical and dental appointments of the professional staff member. Sick leave deductions will be made in hour increments. Sick leave shall be cumulative to ~~one hundred eight (108)~~ 120 days. A professional staff member who has been absent from work due to illness may be required to provide medical verification of his/her illness and/or to submit to an examination by a licensed physician at the District's expense.

Misuse of sick leave shall mean loss of pay for the days alleged as sick leave and may result in other appropriate disciplinary action, up to and including discharge.

Sick leave requests shall be made to the building principal.

A professional staff member under this section who has accumulated ~~one hundred eight (108)~~ 120 days of sick leave will be reimbursed for unused cumulative sick leave above ~~the one hundred eight-108 days~~ at the end of a school year at the rate of ~~\$60.00~~ \$75.00 per day. Payment will be made ~~prior to Christmas~~ at the end of the fiscal year of the following school year. A professional staff member who resigns after April 15 loses any right to reimbursement under this paragraph.

7.3 Personal Leave

All personal leave requests must be submitted to the employee's immediate supervisor. A professional staff member will ~~be allowed up to~~ earn two (2) days of personal leave with pay during each school year. Starting with the fifteenth year of service, a professional staff member will earn one additional personal leave day per school year. Personal leave days may be taken consecutively, and combined with any other leave, including unpaid leave. Under this provision, a professional staff member may bank any unused personal leave during a contract year. ~~up to a maximum of three (3) days.~~ They may carry over ~~the three (3) banked days~~ to be used in any subsequent year. A professional staff member can start a school year with no more six (6) personal days which includes both banked and earned personal days. ~~The maximum number of total personal days used in one school year may not exceed five (5) days.~~

Personal leave deductions will be made in hour increments. Except in the case of emergency, forty-eight (48) hours advance written request to the principal or supervisor is required. Professional staff members planning to use ~~three (3)~~ **five (5)** or more consecutive days must submit a written request to the principal or supervisor at least fourteen (14) working days prior to the first day of the requested leave. No more than three (3) professional staff members per building at MASH, MAMS, MAES, and two (2) professional staff members per building at SES may be absent per school day for personal leave. Leave under this section shall not extend holiday or vacation periods that are themselves three or more days in length and may not be used on the first or last day of student instruction or during a scheduled inservice day or parent-teacher conference day. Exceptions may be made for a family event or situation that falls on the first or last day of student instruction, scheduled inservice day, parent-teacher conference day, or prior to or after a holiday break. Any requests that fall under this description must be brought to the attention of the District Administrator. The same staff member per building limit applies.

If an unforeseen reason develops, the District Administrator or their designee may waive the three (3) professional staff members per building at MASH, MAMS, MAES, and two (2) professional staff members per building at SES rule and/or the extension of a holiday or vacation rule.

A staff member with more than ~~three (3)~~ **the allowed banked** personal leave days at the end of a school year will be paid out ~~for all unused personal leave days over three (3)~~ at a rate of ~~\$60.00~~ **\$75.00** per day, prorated for partial days. Payment will be made ~~prior to Christmas~~ **at the end of the fiscal year** of the following school year. A professional staff member who resigns after April 15 loses any right to reimbursement under this paragraph.

Misuse of personal leave shall mean loss of pay for the days alleged as personal leave and may result in other appropriate disciplinary action, up to and including discharge.

7.4 Unpaid Leave

Unpaid leave may only be requested after you have exhausted all paid leave. A professional staff member will be allowed two (2) unpaid days per school year. An unpaid day will result in a salary reduction. Unpaid leave deductions will be made in hour increments. Additional unpaid leave requests will be considered on an individual basis. Additional days will result in a salary reduction as well as the pro-rated cost of health and dental insurance.

7.5 Funeral Leave

A professional staff member is eligible for up to three (3) days, with pay, in the event of a death in the immediate family of the professional staff member or spouse (immediate family is defined as spouse, mother, mother-in-law, step mother, father, father-in-law, step father, child, sister, step sister, brother, step brother, daughter-in-law, son-in-law, sister-in-law, brother-in-law, grandparent, step grandparent, great grandparent, grandchild, foster parent, or foster child). If additional time off becomes necessary and is

Updated

7.4 Sick Leave

Employees who are scheduled to work 1,700 or more hours per year will be allocated twelve (12) days of sick leave on July 1. Sick leave can be used for absences caused by illness or disability of which twelve (12) days of sick leave for care of a sick dependent child living in the home of the employee that works 1,700 or more hours per year.

Employees who are scheduled to work 1,699 or less hours per year will be allowed nine (9) days of sick leave on July 1. Sick leave can be used for absences caused by illness or disability of which nine (9) days of sick leave for care of a sick dependent child living in the home of the employee that works 1,699 or less hours per year.

In addition, sick leave can be used for medical and dental appointments of the employee. Sick leave deductions will be made in 15 minute increments. Sick leave shall be cumulative to ~~ninety-six (96)~~ 108 days.

An employee who has been absent from work due to illness may be required to provide medical verification of his/her illness and/or to submit to an examination by a licensed physician at the District's expense.

Full-time, 9-month employees may substitute sick leave or personal leave days in place of unpaid leave days due to district cancellations.

In the event that an employee's normal work day changes, the employee's accumulated sick leave shall be converted to hours and apportioned over the employee's new work schedule; provided, under no circumstances shall the accumulation exceed ~~ninety-six (96)~~ days 108 days.

In the event that a paid holiday falls within the week or weeks when the employee is on paid sick leave, such holiday will be charged as a paid holiday and not deducted from the employee's accrued sick leave.

Misuse of sick leave shall mean loss of pay for the days alleged as sick leave and may result in other appropriate disciplinary action, up to and including discharge.

Sick leave requests shall be made to the building principal/supervisor.

Payment for unused sick leave – A staff member who has accumulated ~~ninety-six (96)~~ 108 days of sick leave will be reimbursed for unused cumulative sick leave above the ninety-six (96) days at the end of the school year at a rate of \$60.00 per day. Payments will be made ~~prior to Christmas~~ at the end of the fiscal year of the following school year. This benefit will be prorated according to the number of scheduled hours of work per day with 7.5 or more hours per day or, if less, the maximum number of hours allocated for that classification being considered a full day.

An hourly employee with ten (10) or more years of service whose services are terminated for any reason other than discharge, will be compensated for all unused sick leave at a rate of \$60.00 per day provided termination is effective on or before the day following the last day of classes for the school year.

7.5 Funeral Leave

An employee is eligible for up to three (3) days, with pay, in the event of a death in the immediate family of the employee or spouse (immediate family is defined as spouse, mother, mother-in-law, step mother, father, father-in-law, step father, child, sister, step sister, brother, step brother, daughter-in-law, son-in-law, sister-in-law, brother-in-law, grandparent, step grandparent, great grandparent, grandchild, foster parent, or foster child). If additional time off becomes necessary and is requested by the employee and approved by the District Administrator or designee, then the additional time off shall be deducted from the employee's sick leave.

A leave without loss of pay for one (1) full day will be allowed for attendance at a funeral of those relatives of the employee or spouse not covered in the first paragraph of this section. Relatives in this section shall mean: uncles, aunts, nieces, nephews, or cousins. If such leave is approved, a day of sick leave will be deducted from the employee's cumulative sick leave.

Misuse of funeral leave shall mean loss of pay for the days alleged as funeral leave and may result in other appropriate disciplinary action, up to and including discharge.

7.6 Personal Leave

All personal leave requests must be submitted to the employee's immediate supervisor. Employees will be allowed earn one (1) day of personal leave with pay each school year. Employees completing their fourth year of service, will receive an additional personal leave day each school year. Personal leave days may be taken consecutively and combined with any other leave, including unpaid leave. Personal leave deductions will be made in 15 minute increments. Under this provision, an employee will bank any unused personal leave during a school year up to a maximum of ~~three (3)~~ four (4) days. Employees may carry over the ~~three (3)~~ four (4) banked days to be used in any subsequent year. ~~The maximum number of total personal days used in one school year may not exceed four (4) days.~~ Except in the case of emergency, forty-eight (48) hours advance notice to the principal or supervisor is required. Employees planning to use two (2) or more consecutive days must submit written request to the principal or supervisor at least fourteen (14) working days prior to the first day of the requested leave. No more than two (2) employees per department per building per day may be absent for personal leave. Leave under this section shall not extend holiday/vacation periods that are themselves three (3) or more days in length and may not be used on inservice days by an employee scheduled to attend inservice activities on said days and may not be used on the first or last day of student instruction. Exceptions may be made for a family event or situation that falls on the first or last day of student instruction, scheduled inservice day, parent-teacher conference day, or prior to or after a holiday break. Any requests that fall under this description must be brought to the attention of the District Administrator. The same staff member per building limit applies.

A staff member that has more than ~~three (3)~~ four (4) personal leave days at the end of the school years will be paid for all unused personal leave days over three (3) at a rate of \$60.00 per day. Payment for this unused leave will be made prior to Christmas at the end of the fiscal year of the following school year. This benefit will be prorated according to the number of scheduled hours of work per day with 7.5 or more hours per day or, if less, the maximum number of hours allocated for that classification being considered a full day.



© RURAL VIRTUAL ACADEMY

624 College St. Room 104 • Medford, WI 54451-1771
Telephone: 1-888-801-2666 • Fax: (715) 748-1211

**66.0301 Affiliated Member Agreement: Shared Virtual Learning Services Between
Rural Virtual Academy (RVA) and Oconto Falls School District
2021 - 2022**

Pursuant to Wisconsin Statutes 66.0301, 120.25 and Department of Public Instruction Chapter PI-14.02, the Rural Virtual Academy (RVA) and Oconto Falls School District agree to form a consortium to provide year round virtual learning services to Pre-Kindergarten through Grade 12 students residing in the Oconto Falls School District for the term of one school year.

Program Description [PI-14.02(b)]:

Upon approval of this agreement, the Rural Virtual Academy will be allowed to enroll pupils from families seeking virtual learning educational options from the Oconto Falls School District and provide them instructional services in accordance with this contract and RVA's operating policies and procedures.

The RVA will provide the District's designated contact with copies of each student enrollee's academic achievement reports and assessment data.

Students acquiring enough credits for graduation will be granted a diploma from the Oconto Falls School District meeting all necessary graduation requirements of the Oconto Falls School District. The Oconto Falls School District agrees that any additional local graduation requirements not provided by the RVA educational programming will be communicated to the students by Oconto Falls School District personnel in a timely manner as to not delay the graduation of a student on track to meet all graduation requirements.

The Oconto Falls School District retains determination and all associated special education and/or related services should they be needed for RVA students. The RVA will not over-cost for special education services as they will remain under the direct control of the Oconto Falls School District. If an IEP team is created for student of Oconto Falls School District attending the RVA, then the RVA requests to have a teacher represented on such team.

The Oconto Falls School District agrees to provide to its RVA parents the option of receiving in-district intervention programming and progress monitoring services to

children who are referred for a specific learning disability.

The Oconto Falls School District agrees to coordinate, schedule, and proctor all required State assessments.

The Oconto Falls School District agrees to allow its resident RVA students access to regular school programming including but not limited to: academic classes, elective courses, activities, clubs, extra- curriculars, co-curriculars, athletics, etc.

The RVA will provide access to digital learning curriculum and ongoing professional development for blended learning use in classrooms with the Oconto Falls School District.

Fiscal Agent [PI-14.02(c)1,2,3 (e)]:

The RVA, under the authorization and fiscal oversight of the Medford Area Public School District, will be the fiscal agent. RVA instructors will operate in accordance of Wisconsin statute and follow the RVA's operational policies, salary schedule, take part in staff development, and be supervised by RVA administration. The RVA will account for all employment responsibilities (teacher retirement, worker's compensation, and unemployment insurance).

As fiscal agent, the RVA will establish and maintain records in accordance with the uniform accounting system prescribed by the Department of Public Instruction under §115.28(13); file all required financial reports with the Department of Public Instruction; and, upon request of the Department, file a copy of the contract and the plan of operation with the Department.

Budget Reconciliation [PI-14.02(d)(f)(h)]:**Virtual School Access Fee**

The Oconto Falls School District will be assessed an annual "Virtual School Access Fee" based upon the number of different students enrolled in the RVA over the course of the year. This amount of this fee is not prorated by the number of days of enrollment. This amount is fixed and billed at the end of year reconciliation. Fees are based upon the following table:

RVA Affiliated Virtual School Access Fee	
Based on Per Students Enrolled	
0	\$1,500
1-4	\$3,000
5-9	\$4,500
10-14	\$6,000
15-19	\$7,500
20-24	\$9,000
25-29	\$10,500
30-34	\$12,000
35-39	\$13,500
40+	\$15,000

The Oconto Falls School District will be assessed at an agreed per pupil amount (tuition). For state aid purposes, pupil membership will be counted by the Oconto Falls School District. The tuition amount will be prorated to the number of days of enrollment by each participating student. Tuition is determined to be the annual public school open enrollment dollar amount determined by the Department of Public Instruction on an annual basis **less \$2,250 per pupil**. Different open enrollment dollar amounts exist for both regular and special education students. This amount is variable and billed at the end of year reconciliation.

The Oconto Falls School District will be assessed a full **credit of \$5,000 per teacher** per section for shared instructional staff instructing RVA daily live instruction classes. Full and prorated credits will be based upon the following table:

RVA Affiliated Shared Instructional Staff Credit		
Based on Per Teacher Per RVA Students Enrolled		
Teacher	RVA Students	Credit
1	0-4	No Section
1	5-9	\$2,500
1	10-35	\$5,000

The Oconto Falls School District of may be eligible for a “Learning Center Credit.” To be eligible, an affiliate member district must have an established “learning center” accessible by all full-time RVA students from within the affiliate member district staffed by at least 1 person. The credit will be based off the total number of different full-time students enrolled in the RVA from the affiliate member district at the end of the year.

The Oconto Falls School District will be assessed credit for staff supporting RVA full-time students, as well as those students accessing digital courses through RVA’s District Connect, in local learning centers. Full and prorated credits will be based upon the following table:

RVA Affiliated & Invested Learning Center Credit								
Based on Per Support Staff FTE Per RVA Total Different Students Enrolled								
Support Staff FTE				RVA Students	Prorated Credit			
0.25	0.5	0.75	1	0	\$0	\$0	\$0	\$0
0.25	0.5	0.75	1	1-10	\$1,250	\$2,500	\$3,750	\$5,000
0.25	0.5	0.75	1	11-20	\$1,875	\$3,750	\$5,625	\$7,500
0.25	0.5	0.75	1	21-35	\$2,500	\$5,000	\$7,500	\$10,000
0.25	0.5	0.75	1	36+	\$3,750	\$7,500	\$11,250	\$15,000

District Connect Access Fee:

Digital Content, Support, & Professional Development Access (optional)

Check whether or not the Oconto Falls School District will choose this option:

YES NO

The Oconto Falls School District will be assessed an annual “District Connect Fee” based upon the number of student course enrollments provided by the RVA over the course of the year. This amount is fixed and billed at the end of year reconciliation. Fees are based upon the following table:

RVA Affiliate District Connect Fee	
Based on Total Student Course Enrollments	
0	\$750
10-99	\$1,500
100-249	\$2,000
250-499	\$2,500
500-999	\$3,500
1000+	\$5,000
X (no Access)	\$0.00

The Oconto Falls School District will be provided access to all the courses available through the Wisconsin eSchool Network (Wisconsin Digital Learning Collaborative) and other curricular contracts held by the RVA. Professional development and ongoing technical support and training will be provided to the Oconto Falls School District staff by the RVA.

The Oconto Falls School District will be charged all associated costs for content of digital courses in the same amount the RVA is charged for acquiring those courses from the Wisconsin eSchool Network and other curriculum vendors under contract with the RVA. This amount is fixed at the rate per courses which are “licensed,” “owned,” or “digital access” by the Wisconsin eSchool Network, or other curriculum vendors under contract with the RVA, and billed at the end of year reconciliation.

The Oconto Falls School District will be charged a per course/ student/ semester “instructional fee” for any classes taken by Oconto Falls School District students, in RVA teacher directed courses. This cost is variable depending upon type of instructional support needed. This amount is fixed and billed at the end of year reconciliation and is in addition to the cost for course content.

The RVA will prepare a preliminary budget for the virtual learning services with actual and final reconciliation prior to June 30, 2021. In this way, the proration of costs will be

made on a basis which is fair and equitable to each participant.

Program Contacts: Charles Heckel, RVA Administrator, Medford Area Public School District, will be the responsible contact person. The designated contact for the Oconto Falls School District will be Debbie Woods


Agreement & Approval Renewal [PI-14.02(i)]:

This agreement will be reviewed and may be renewed annually.

Signed:

RVA; School District of Medford

Oconto Falls School District


Charlie Heckel, RVA Administrator

DocuSigned by:


President, Board of Education

President, Board of Education

DocuSigned by:


Clerk, Board of Education

Clerk, Board of Education

Date: _____

Date: May 10, 2021



Invested Member Commitment Agreement

The School District of Mercer agrees to remain in the Rural Virtual Academy consortium for no less than the duration of the current charter (June 30, 2025). Per the RVA charter and fiscal Policy RVA-DB, the following statement describes your district's commitment to the RVA consortium:

"As an Invested Member, a participating school district agrees to remain in the RVA consortium, under commitment both financially and in participation through the RVA Administrative Advisory Council and/or Governance Board, for up to 5 fiscal years. Additionally, participating districts agree to the terms of the RVA Charter, its by-laws, policies, and operational procedures for the term of the charter. Any Invested Member consortium school district may apply to terminate membership from the consortium for the succeeding year provided the written request is made prior to the RVA Governance Board's regular January/February meeting. If the majority of RVA Governance Board members veto the request of termination, the request shall be denied and membership shall continue until June 30th of the succeeding/following year. After this time, the district requesting termination may withdraw from future membership."

Shari Kopka
Mercer District Administrator

Gregory Krause
RVA Board President

Robert Davis
Mercer Board President or Clerk

May 19, 2021
Date

4/26/2021
Date

Medford Board President or Clerk

Date



Invested Member Commitment Agreement

The School District of Wisconsin Dells Community agrees to remain in the Rural Virtual Academy consortium for no less than the duration of the current charter (June 30, 2025). Per the RVA charter and fiscal Policy RVA-DB, the following statement describes your district's commitment to the RVA consortium:

"As an Invested Member, a participating school district agrees to remain in the RVA consortium, under commitment both financially and in participation through the RVA Administrative Advisory Council and/or Governance Board, for up to 5 fiscal years. Additionally, participating districts agree to the terms of the RVA Charter, its by-laws, policies, and operational procedures for the term of the charter. Any Invested Member consortium school district may apply to terminate membership from the consortium for the succeeding year provided the written request is made prior to the RVA Governance Board's regular January/February meeting. If the majority of RVA Governance Board members veto the request of termination, the request shall be denied and membership shall continue until June 30th of the succeeding/following year. After this time, the district requesting termination may withdraw from future membership."

Jerrard Slack

Wisconsin Dells Community District Administrator

Jennifer J. Karcinski

Wisconsin Dells Community Board President or Clerk

2-18-2021

Date

Gregory Krause

RVA Board President

May 19, 2021

Date

Medford Board President or Clerk

Date