

**Medford Area Public School District
Regular Board of Education Meeting
Medford Area Public School District Office
October 25, 2021**

This meeting will be accessible in person and via livestream at <https://www.medford.k12.wi.us/tv/>

Agenda

Roll Call

Pledge of Allegiance

Open Meeting Law Compliance

Period of Public Comment

Correspondence

1. MASH Student Council Report
2. Recognitions
 - a. Good News
3. Legislative Update
4. Other
 - a. WASB Convention on January 19-21, 2022, in Milwaukee

<p>Mission: <i>To ensure that all students learn.</i></p> <p>Vision: <i>We expect all students to learn at high levels. We will work collaboratively with colleagues, students and parents to challenge and support all individuals to achieve success.</i></p>

<p>Please Note: <i>The order of the agenda may change at the meeting.</i></p>
--

Updated: 10/20/2021

Consent Agenda

Consideration of:

1. Approval of Agenda
2. Secretary's Report
 - a. Approval of the Regular Board of Education Meeting Minutes from September 27, 2021
3. Treasurer's Report
 - a. Financial Report
 - b. Approval to Pay Expenditures
4. Approval of Personnel Report
 - a. Resignations
 - b. Recommendations for Employment
 - c. Staffing
5. Approval of seclusion and restraint report
6. Approval of Student Travel (FFA)

Regular Business

1. Health Insurance (Strategic Goal 6: Staff Culture and Satisfaction)
2. MASH/Referendum (Strategic Goal 7: Infrastructure)
3. Concession Stand (Strategic Goal 7: Infrastructure)
4. Dome Project (Strategic Goal 7: Infrastructure)
5. Review of 2020-21 AODA Activities, Data Collected and Upcoming Year's Plans (Strategic Goal 3: Alcohol and Other Drug Abuse (AODA))
6. Consideration of November Board Meeting
7. District Administrator Evaluation Tool
8. Update on Finance Meeting
9. Approval of the 2021/2022 Revised Budget
10. Tax Levy and Mill Rate
11. Curriculum Connection: (Strategic Goal 1: Academic Skills and Strategic Goal 4: Life Skills)
12. Consideration of Board Policy Adoption and Deletion:
 - a. For Second Reading Adoption: BB School Board Legal Status; BBA School Board Powers and Duties; BBAA Board Member Authority; BBB School Board Elections; BBBA Board Member Qualifications; BBC Board Member Resignation; BBE Unexpired Term Fulfillment; BBF Board Member Responsibilities; BBFA Board Member Conflicts of Interest
 - b. For First Reading: BCB Board Officers; BCD Board-Administrator Relationships; BCF Advisory Committees to the Board of Education; BCG School Attorney; BCH Consultants to the Board; BD School Board Meetings; BDA Remote Participation in School Board Meetings; BDC Closed Session

Adjourn

Copies of this agenda were sent to the Star News, WKEB/WIGM Radio, Medford Area Public Schools and posted at the District Office on Friday, October 15, 2021.

**Medford Area Public School District
Regular Board of Education Meeting
Medford Area Public School District Office
September 27, 2021**

The regular meeting of the Medford Area Public School District Board of Education was called to order by President Dave Fleegel, on Monday, September 27, 2021 at 6:04 p.m. in the District Office Board Room.

Roll Call

Roll call indicated that Board Members Dave Fleegel, Aemus Balsis, Paul Dixon, Don Everhard, Steve Deml, Brian Hallgren, Jodi Neurnberger, and John Zuleger were present. District Administrator Pat Sullivan was present. Cheryl Wibben arrived at 6:13 p.m.

Pledge of Allegiance

Open Meeting Compliance

Dave Fleegel stated, "This meeting has been posted in accordance with the state open meeting law."

Period of Public Comment

The following community members addressed the board regarding the following:

Carol Jasmine and Robert Bennett - against masking

Kristi Ulrich, Kim Wojcik, Pam Catron, Kelly Kleist, Rachel Clark, Marilyn Matyka, Larry Matyka – concerns about quarantining healthy children, letting parents monitor their children for symptoms, children missing too much school, multiple quarantines, difficulty getting testing done, amount of time it takes to get a test, driving to find out they will not perform a test

Nakkita Muehlbauer – natural immunity, read information for Crystal Ecklund whom could not attend about remote learning and it being detrimental for children

Brad Rau – His son deciding to home school, multiple quarantines, concerns over teachers not helping the children catch up

Ann Olson – ventilation in the schools

Sherry Meyer – weekend notification of quarantines, kids being in school due to late notification, concerns about children's education due to quarantines

Joe Bauer – vaccinated vs un vaccinated children

Jasmine Stibbe – how the board works in decision making process

Tatum Ziembo – concerns over seating in classrooms and quarantine process not being followed correctly

Sara Spanbauer – multiple quarantines for her children, affecting school, job, mental health

Brad Smith – concerns for school work when kids are out and keeping them caught up

Correspondence

1. MASH Student Council Report: Alexis Fleegel updated board on upcoming Homecoming activities and Raiders Committed.
2. Legislative Update

Consent Agenda

Motion (Wibben/Zuleger) to approve the consent agenda including (approval of agenda; approval of regular meeting minutes from August 23, 2021, approval of treasurer's report; approval of personnel report, approval of medical advisor for the 2021-22 school year, RVA agreements, hockey contract, foreign exchange student approval, and 2021-22 fundraising calendar). Motion carried.

Regular Business

1. **COVID -19 Protocols:** Pat Sullivan presented the administrative recommendation to the board that students and/or staff who are identified as a close contact, and are exhibiting no symptoms, have a choice to attend school or stay home. Motion to accept (Everhard/Wibben). Roll Call Vote: **Yes:** Fleegel, Balsis, Everhard, Deml, Wibben **No:** Dixon, Hallgren, Nuernberger, Zuleger

Motion carried

Aemus Balsis made a motion to amend the recommendation; to not require Pat to distribute close contacts in the eyes of the school to the Taylor Co Health Department, but provide that information to parents. (Balsis/Everhard). Role call vote: **Yes** Fleegel, Balsis, Wibben, Everhard **No** Nuernberger, Zuleger, Hallgren, Dixon, Deml

Motion Failed

John Zuleger made a motion to amend the recommendation but it failed to get a second.

2. **Introduction of New Staff Members:** This item was cancelled
3. **Curriculum Connection: Curriculum Adoption Cycle (Strategic Goal 1: Academic Skills):** Laura Lundy presented a video to the board on curriculum adoption cycle.
4. **High school Facility Needs:** We will have Findorff come back to the October board meeting with drawings/site plans to discuss potential future referendum.
5. **FEMA Dome:** Pat Sullivan provided an update on project
6. **Town Board Meetings:** Paul Dixon provided an update on expectations of the board for town meetings, asking each board member to try and attend two meetings a year with Pat Sullivan.
7. **Health Insurance:** Aspirus presented information about their insurance plan over the last year. While the board did not pass a motion to stay with Aspirus the strongly indicated that they would.
8. **Finance Committee Meeting Update:** Brian Hallgren updated the board on the finance meeting.
9. **Consideration of 2021-22 Budget:** Audra Brooks updated the board on the budget
10. **Back to School Report:** Pat Sullivan updated the board that things have been going well getting back to school this year. Barb Krug also updated the board that bussing has been going very well.
11. Consideration of Board Policy Adoption and/or Deletion
 - a. Second Reading: AA School District Legal Status; AB The People and Their School District; ABA Community Involvement in Decision Making; AD Education Philosophy; AEA District Goal Setting; AFB Evaluation of the District Administrator; AFC Evaluation of Professional Staff; AFD Evaluation of Support Staff
 - b. BB School Board Legal Status; BBA School Board Powers and Duties; BBAA Board Member Authority; BBB School Board Elections; BBBA Board Member Qualifications; BBC Board Member Resignation; BBE Unexpired Term Fulfillment; BBF Board Member Responsibilities; BBFA Board Member Conflicts of InterestMotion to accept second reading as presented (Wibben/Neuernberger). Motion carried.
Motion (from Policy) to accept policies under consideration as presented. Motion Carried

Adjourn

Motion to adjourn (Zuleger/Wibben). Motion carried.
The meeting adjourned at 10:11 p.m.

Nicole Gebert
Recording Secretary

Cheryl Wibben
Clerk

News Release – For Immediate Release
Not Intended as a Paid Announcement

MEDFORD AREA PUBLIC SCHOOL DISTRICT
124 West State Street
Medford, WI 54451

Public Meeting Notice
Board of Education Finance Committee Meeting

Meeting Date: Monday, October 25, 2021

Time: 4:00 p.m.

Location: Medford Area Public School District Office
124 W State Street
Medford, WI 54451

Purpose of Meeting:

1. Food Service Update
2. Summer School Update
3. Health Insurance Proposal
4. Concession Stand
5. Consideration of the 21-22 Budget
6. Consideration of Monthly Expenditures
7. Meeting Dates

Open Meeting Law Compliance: This notice was sent for posting to the Star News, WKEB/WIGM Radio, Medford Area Public Schools and the District Office on October 18, 2021.
NOTE: This meeting is open to the public.

MONTHLY SCHOOL NUTRITION SERVICES REPORT



School Name/District Medford Area Public School District	Month September	Year 2021
To Audra Brooks	Prepared by: David Fisher	

FINANCIALS & PROGRAM PARTICIPATION

September 2018 with 19 days we had 3705 breakfast, 27277 lunch with 10904 in ala carte
September 2019 with 19 days we had 4883 breakfast, 28268 lunch with 12660.35 in ala carte
September 2020 with 21 days we had 9306 breakfast, 27094 lunch with 3539 in ala carte
September 2021 with 21 days we had 10783 breakfast, 29999 lunch with 7645 in a la carte

Numbers vs. last year: Up 1477 in breakfast, Up 2905 in lunch and Up \$4106 in a la carte sales
Per day: Up 71 for breakfast, Up 139 for lunch and Up \$196 in a la carte.

PROMOTIONS/SPECIALS/NEW PRODUCTS INTRODUCED

The start of school this year we have made changes back to the serving lines at each of the schools. Each school has changed back its serving lines similar to year past. The students this year can serve themselves options including fruit, vegetables, extra entees, a la cart, milk and condiments. The food service line server will continue to serve the students their main entrée. The DPI waiver has helped in speeding up service times but most importantly has given every student the option for a free breakfast and lunch. The waiver has been expended to the end of the year. This year MAES has gone back to having breakfast in the cafeteria. Out numbers have decreased from 350 to 200 for the first month at MAES. MAES decided to stop having breakfast in the classroom. At MASH we started doing breakfast after the bell which they call a brain break. Students are given 15 minutes to get a nutritious meal. This includes a string cheese, fruit option like an apple, juice, milk, cracker and main choice like muffin, peanut butter and jelly uncrustable, strudel, cereal, or yogurt. This program has lead to an increase in overall breakfast participation this year. Children of all ages start the day with a good breakfast. Research has shown that students who eat breakfast are ready to learn. The program leads students to improved attendance and behavior. This program is ideal for students that arrive late to school and are looking for a nutritious breakfast. Grab and go breakfasts are offered that a students can take with them to class. I am working with Mr Leonard and Mr. Miller to offer the brain break at their schools starting in October. I will be contacting SuAnn to ask if she would like it as an option at SES. Many pictures attached this month are of the wait lines at MASH. The lines are very long as compared to year past. The regular lunch wait times are around 10 to 13 minutes at their longest. The brain break wait times are around 5 to 7 minutes at their longest.

TEAM EDUCATION/TRAINING/IN-SERVICES/MEETINGS/UPDATES

The monthly cooks meeting was completed. Monthly safety training was completed which covered food allergies.

CATERING EVENTS

Catering events include Policy meetings, School Board meetings, and Staff breakfast and lunch.

OTHER

It is our pleasure to serve the students at your School District!

PHOTOS



Long lines at MASH with 10 minute wait times. This is the main line.



Thank you Mr. Greget!



This is the second line at MASH. This line serves 50 to 100 students depending on the option that is offered.



Shelly at MASH serving on both sides to offer faster service times.




MASH during brain break. 5 to 8 minute wait times.



150 plus students use the brain break each day.



Sara on the main line. We have two sides that mirror each other.



**Treasurer's Report – (Cash Balance Report) Balance Sheet
As of September 30, 2021**

The Balance Sheet is a report listing the assets and liabilities of the District. This report includes, but is not limited to: cash, accounts receivable, accounts payable, other liabilities, and the fund balance accounts.

The Medford Area Public School District has checking and savings accounts that are used for the current and general operations of the district. The accounts are:

Function 711100-711109 includes the General checking account from Nicolet National Bank and the Payroll account from Abby Bank.

Function 711210-711219 Petty Cash Accounts

Function 712000 Post Retirement Account

Function 712200 Local Government Investment Pool

The cash balance from the prior month is shown under the title of beginning balance. During September, we received 15% of the anticipated state aid for 2021-22. Our expenditures for the beginning of the school year were still high. The next aid payment will be received in early December. The expenditures will level off in October, but with little revenue into the District, the cash balance is anticipated to decrease. We will need to use the line of credit in November until we receive the aid payment in December.

Budget Actual	Fund 10-General	Thru September			
		Budget	Actual	Remaining	August
Salaries, Wages and Benefits		16,624,071	1,929,110	14,694,961	- 1,929,110
ESSER Wages & Benefits		111,916	6,463	105,453	6,463
Instructional Budget					
MAES		115,668	39,214	76,454	- 39,214 Dan
SES		40,185	14,879	25,306	14,879 SuAnn
MAMS		162,040	47,847	114,193	- 47,847 Al
MASH		294,534	63,844	230,690	- 63,844 Jill
Common School Funds - MAES		22,327	6,516	15,811	6,516 Dan
Common School Funds - SES		10,503	4,772	5,731	4,772 SuAnn
Common School Funds - MAMS		27,934	8,531	19,403	8,531 Al
Common School Funds - MASH		29,236	6,418	22,818	6,418 Jill
Co-Curricular		170,000	34,064	135,936	- 34,064 Ryan
Student Services		12,000	2,904	9,096	- 2,904 Joseph
Carl Perkins-fully funded		17,176	-	17,176	- Laura
Title IA fully funded		16,750	1,667	15,083	- 1,667 Laura
Intervention		21,165	20,358	808	- 20,358 Laura
Gifted and Talented		11,125	1,156	9,969	- 1,156 Laura
ELL		13,000	956	12,044	- 956 SuAnn
Improvement of Instruction		18,870	11,340	7,530	- 11,340 Laura
Project Lead the Way		5,200	3,200	2,000	- 3,200 Laura
Title IV		16,000	80	15,920	- 80 Laura
Support Media Technology		393,752	244,562	149,190	- 244,562 Dennis
Instructional Media Technology		12,080	9,966	2,114	- 9,966 Dennis
Staff Development		17,665	7,132	10,533	- 7,132 Laura
Title II-A (Grant Fully Funded)		6,500	1,250	5,250	- 1,250 Laura
School Forest		2,000	-	2,000	- Laura
Total Instructional		1,435,710	530,654	905,056	- 530,654
Operations and Maintenance Budget					
Operations		671,200	99,105	572,095	- 99,105 Dave
Maintenance		566,200	114,330	451,870	- 114,330 Dave
Facilities		318,200	53,681	264,519	53,681 Dave
ESSER Funds (Covid -19)		734,741	430,038	304,703	430,038 Audra
From Fund Balance		-	-	-	- Dave
Total Oper and Main		2,290,341	697,154	1,593,187	- 697,154
Total Transportation		1,279,092	134,587	1,144,505	134,587 Audra
All Other Budgets					
Central Administration		70,650	19,963	50,687	19,963 Pat
Fiscal		20,000	5,554	14,446	5,554 Audra
Central Services		140,800	19,963	120,837	19,963 Audra
Insurance and Judgments		217,294	61,890	155,404	61,890 Audra
Debt Services		40,000	-	40,000	- Audra
Other Support Services		3,920	3,920	-	3,920 Audra
Non Program Transactions		693,545	-	693,545	- Audra
Transfer to Fund 80/99		5,939,987	-	5,939,987	- Audra
		7,126,196	111,291	7,014,905	- 111,291
Transfer to Fund 27	ESTIMATE	4,494,837	-	4,494,837	-
		4,494,837			
Transfer to Fund 46		\$ 15,000	15000		
Total Expenditures		33,362,163	3,402,796	29,959,367	- 3,402,796

10

3409 - Medford Area
Sce/Obj Description

		Historical Data				Budget Year	
		Actual 2019 - 2020		Unaudited 2020 - 2021		Budget 2021 - 2022	
		2020	% Δ	2021	% Δ	2022	% Δ
R Revenues							
100	100 Source adjustments					\$0	
1--	Total Transfers In	\$0		\$0		\$0	
211	Property Tax	\$5,784,433	-9.29%	\$6,293,838	8.81%	\$4,881,092	-22.45%
212	Levy for Personal Property Tax Chargebacks	\$0		\$0		\$0	
213	Mobile Home Tax/Fees	\$20,619	-2.81%	\$22,680	9.99%	\$17,030	
240	Payments for Services	\$10,010	-19.21%	\$4,170	-58.34%	\$13,000	
264	Non-Capital Surplus Property Sale	\$18,122	962.02%	\$48,585	168.10%	\$18,000	
269		\$0		\$0		\$0	
271	School Co-Curricular Admissions	\$37,571	62.66%	\$27,562	-26.64%	\$30,000	
279	Other School Activity Income	\$23,740	-36.90%	\$9,078	-61.76%	\$8,000	
280	Earnings on Investments	\$8,554	-6.50%	\$1,522	-82.21%	\$5,000	
291	Gifts, fundraising, contributions and development	\$34,504	6800.74%	\$19,919	-42.27%	\$21,400	
292	Student Fees	\$5,258	75.27%	\$21,440	307.76%	\$22,000	
293	Rentals	\$1,303	-58.12%	\$110	-91.55%	\$1,500	
297	Student Fines	\$107		\$1,271	1087.81%	\$500	
299		\$362	-96.61%	\$289	-20.20%	\$1,000	
200	200 Source adjustments					\$0	
2--	Total Local	\$5,944,583	-8.54%	\$6,450,463	8.51%	\$5,018,522	-22.20%
340	Payments for Services	\$5,500	46.67%	\$0	-100.00%	\$0	0.00%
341	Contracted Instruction/Base Cost Tuition--Non-OE	\$0		\$0		\$0	0.00%
343	Charges for Co-curricular Activities to WI School District	\$1,600		\$0	-100.00%	\$0	0.00%
345	General Base Cost Tuition--Open Enrollment	\$5,395,593	17.63%	\$7,773,036	44.06%	\$8,730,000	12.31%
300	300 Source adjustments					\$0	
3--	Total Interdistrict Payments in Wisconsin	\$5,402,693	17.69%	\$7,773,036	43.87%	\$8,730,000	12.31%
400	400 Source adjustments					\$0	
4--	Total Interdistrict Payments Outside WI	\$0		\$0		\$0	
515	Non-SPED State Aid Transited through CESAs/Int. sources	\$0		\$1,260		\$0	
517	Federal Aids Transited through CESAs/Int. sources	\$2,230	41.29%	\$6,733	201.98%	\$0	
581	Medicaid Transits from CESAs	\$11,575	-79.39%	\$102,305	783.87%	\$0	
500	500 Source adjustments					\$0	
5--	Total Intermediate Sources	\$13,804	-76.09%	\$110,298	699.01%	\$0	-100.00%
612	Transportation State Aid	\$136,170	5.56%	\$138,180	1.48%	\$132,000	
613	Library (Common School Fund) Aid	\$108,935	22.69%	\$97,676	-10.34%	\$90,000	
615	Integration Aid (Resident)	\$0		\$0		\$0	
616	Integration Aid (Non-Resident)	\$0		\$0		\$0	
619	Other State Categorical Aid	\$34,960	24.02%	\$37,408	7.00%	\$0	
621	Equalization Aid	\$14,552,401	9.72%	\$14,923,055	2.55%	\$16,159,298	
623	Special Adjustment Aid	\$0		\$0		\$0	
628	High Poverty Aid	\$0		\$0		\$0	
630	State Special Project Grants	\$114,591	38.92%	\$135,209	17.99%	\$24,368	
650	State "SAGE"/"AGR" Aid	\$0		\$0		\$0	
660	State Revenue Through Local Governments	\$0		\$0		\$0	
690	Other Revenue from State Sources	\$130	-99.36%	\$104	-20.00%	\$0	
691	State Tax Exempt Computer Aid and Personal Property	\$161,128	-9.89%	\$143,440	-10.98%	\$161,128	
695	Per Pupil Categorical Aid	\$1,567,104	13.40%	\$1,551,522	-\$742	\$1,538,660.00	\$742
699	Other State Revenue	\$114,304	4.63%	\$0	-100.00%	\$0	
600	600 Source adjustments					\$0	
6--	Total Revenue from State Sources	\$16,789,722	9.87%	\$17,026,594	1.41%	\$18,105,454	6.34%
713	Federal Vocational Education Aid Through DPI	\$21,687	-1.51%	\$17,116	-21.08%	\$17,176	
730	Federal Special Projects Aid Transited Through DPI	\$193,218	39.99%	\$448,848	132.30%	\$1,062,479	
751	ESEA Title I	\$374,962	4.96%	\$315,913	-15.75%	\$303,532	
780	Federal Aid Received through State Agencies - not DPI	\$18,632		\$15,680	-15.85%	\$78,000	
790	Other Revenue from Federal Sources	\$0		\$0		\$0	
700	700 Source adjustments					\$0	
7--	Federal Sources	\$608,500	17.63%	\$797,557	31.07%	\$1,461,187	83.21%

		Historical Data				Budget Year	
		Actual		Unaudited		Budget	
		2019 - 2020		2020 - 2021		2021 - 2022	
Sce/Obj	Description	2020	% Δ	2021	% Δ	2022	% Δ
850	Reorganization Settlement	\$0		\$0		\$0	
860	Compensation for Sale or Loss of Fixed Assets	\$2,050		\$4,107	100.34%	\$2,000	
861	Equipment and Vehicle Sales	\$4,878	380.60%	\$0	-100.00%	\$0	
873	Long-Term Loans	\$0		\$0		\$0	
874	State Trust Fund Loans	\$0		\$0		\$0	
800	800 Source adjustments					\$0	
8--	Total Financing Sources	\$6,928	582.57%	\$4,107	-40.72%	\$2,000	-51.30%
964	Insurance Claims and Reimbursements	\$0	-100.00%	\$0		\$0	
971	Refund of Prior Year Expense	\$85,361	46.08%	\$147,619	72.94%	\$45,000	
972	Property Tax and Equalization Aid Refund	\$0	-100.00%	\$0		\$0	
990	Other Miscellaneous Revenues	\$789	3057.56%	\$0	-100.00%	\$0	
900	900 Source adjustments					\$0	
9--	Total Miscellaneous Revenues	\$86,150	-6.97%	\$147,619	71.35%	\$45,000	-69.52%
Total Revenues		\$28,852,381	6.70%	\$32,309,674	11.98%	\$33,362,163	3.26%

		Historical Data		Current Year		Budget Year	
		2019 - 2020		2020 - 2021		2021 - 2022	
Sce/Obj	Description	2020	% Δ	2021	% Δ	2022	% Δ
E	Expenditures						
110	CERTIFIED STAFF	\$9,520,940	3.91%	\$9,701,106	1.89%	\$9,944,198	
120	CLERICAL WAGES	\$535,499	0.13%	\$516,337	-3.58%	\$477,824	
130	ASSISTANT WAGES	\$405,909	-15.17%	\$397,479	-2.08%	\$439,516	
140	STUDENT WAGES	\$35,512	-50.77%	\$54,894	54.58%	\$55,000	
150	CHAPERONE/SUPERVISION	\$28,250	150.48%	\$1,500	-94.69%	\$1,500	
160	SUBSTITUTES	\$157,630	-38.14%	\$173,990	10.38%	\$225,000	
		\$0		\$0		\$0	
		\$0		\$0		\$0	
		\$0		\$0		\$0	
		\$0		\$0		\$0	
100	100 Object Adjustments					\$0	
1--	Total Salaries	\$10,683,740	1.61%	\$10,845,306	1.51%	\$11,143,038	2.75%
210	Retirement	\$21,000	16.67%	\$0	-100.00%	\$0	
211	Employee's Share Paid by Employer	\$0	-100.00%	\$0		\$0	
212	Employer's Share	\$687,444	5.02%	\$715,833	4.13%	\$717,498	
218	Contribution to Employee Benefit Trust	\$105,369	144.92%	\$247,962	135.33%	\$150,000	
218	IMPLICIT RATE SUBSIDY					\$60,000	
219	Other Employee Benefits/NEW RETIREMENT PLAN	\$0		\$8,250		\$40,000	
220	Social Security	\$636,806	1.08%	\$632,144	-0.73%	\$670,829	
229	Other	\$149,140	1.71%	\$148,380	-0.51%	\$156,350	
243	Dental	\$197,901	-4.68%	\$216,756	9.53%	\$231,027	
244	HMO	\$2,768,144	8.15%	\$2,849,731	2.95%	\$3,081,557	
249	Other Health Coverage	\$415,138	-4.85%	\$373,656	-9.99%	\$381,558	
251	Income Protection	\$34,666	6.62%	\$35,987	3.81%	\$37,380	
291	College Credit Reimbursement	\$16,787	-13.93%	\$12,609	-24.89%	\$30,000	
292	Annuity Payments			\$29,700		\$36,750	
200	200 Object Adjustments					\$0	
2--	Total Employee Benefits	\$5,032,394	5.99%	\$5,271,009	4.74%	\$5,592,949	6.11%
310	Personal Services	\$273,741	20.81%	\$277,009	1.19%	\$232,825	
320		\$8,210	-99.36%	\$0	-100.00%	\$0	
321	Technology Related Repairs and Maintenance	\$21,653	678.61%	\$4,053	-81.28%	\$6,990	
322	Rentals of Computers and Related Equipment	\$50,646		\$57,541	13.61%	\$57,800	
324	Non-Technology Related Repairs and Maintenance	\$821,740	3534.24%	\$733,965	-10.68%	\$540,725	
325	Vehicle and Equipment Rental	\$4,254	-26.83%	\$4,426	4.04%	\$0	
326	Site Rental	\$0	-100.00%	\$0		\$0	
327	Construction Services	\$5,646	-35.30%	\$124,664	2108.01%	\$40,000	

10

3409 - Medford Area

Sce/Obj	Description	Historical Data				Budget Year	
		Actual 2019 - 2020		Unaudited 2020 - 2021		Budget 2021 - 2022	
		2020	% Δ	2021	% Δ	2022	% Δ
328	Building Rental	\$34,600	394.29%	\$36,619	5.84%	\$43,200	
329	Cleaning Services	\$7,260	243.03%	\$16,274	124.15%	\$75,250	
331	Gas for Heat	\$72,925	-23.77%	\$95,655	31.17%	\$114,000	
336	Electricity for Other Than Heat	\$175,405	-10.64%	\$187,684	7.00%	\$202,750	
337	Water	\$20,414	-6.32%	\$20,789	1.84%	\$22,000	
338	Sewerage	\$25,267	-9.74%	\$26,540	5.04%	\$27,000	
341	Pupil Transportation	\$928,109	-14.24%	\$993,069	7.00%	\$1,280,292	
342	Employee Travel	\$24,215	-56.66%	\$4,097	-83.08%	\$49,405	
343	Contracted Service Travel	\$0	-100.00%	\$0		\$0	
345	Pupil Lodging and Meals	\$1,575		\$1,120	-28.84%	\$0	
348	Vehicle Fuel	-\$1,054	-108.69%	\$5,175	-590.81%	\$10,250	
351	Advertising	\$16,643	-25.36%	\$28,647	72.13%	\$20,750	
353	Postage	\$26,222	7.62%	\$23,911	-8.81%	\$25,600	
355	Telephone	\$52,264	-19.52%	\$35,015	-33.00%	\$62,570	
358	On-line communications	\$20,133	-80.89%	\$1,898	-90.57%	\$7,875	
360	Technology and Software Services	\$256,276	4792.65%	\$354,077	38.16%	\$305,400	
362		\$0	-100.00%	\$0		\$0	
382	Payment to a WI School District - OE (Function 435000)	\$363,489	5.75%	\$393,656	8.30%	\$440,000	
382	Payment to a WI School District - NON OE	\$0				\$0	
386	Payment to CESA (Services only)	\$21,528	-18.31%	\$19,782	-8.11%	\$7,920	
387	Payment to State - NON VOUCHER	\$0				\$0	
387	Payment to State - VOUCHER (Function 438000)	\$184,297	46.84%	\$267,370	45.08%	\$253,545	
387	Payment to State - ICS (Function 439000)	\$0		\$0		\$0	
389	Payment to WTCS District	\$7,723	62.33%	\$6,260	-18.94%	\$5,000	0.00%
300						\$0	
3--	Total Purchased Services	\$3,423,181	-10.09%	\$3,719,295	8.65%	\$3,831,147	3.01%
411	General Supplies	\$513,869	5.92%	\$543,204	5.71%	\$448,942	
415	Food	\$314		\$15,198	4734.90%	\$12,600	
417	Paper	\$25,836	-1.25%	\$4,457	-82.75%	\$27,000	
420	Apparel	\$19,906	1.63%	\$43,051	116.27%	\$21,100	
431	Audiovisual	\$2,271	-46.02%	\$0	-100.00%	\$5,000	
432	Library Books	\$43,388	-14.44%	\$48,461	11.69%	\$49,100	
433	Newspapers	\$795	20.54%	\$717	-9.83%	\$188	
434	Periodicals	\$3,770	5.91%	\$0	-100.00%	\$3,000	
435	Computer Software Programs	\$0	-100.00%			\$0	
439	Other Media	\$23,687	39.68%	\$22,404	-5.41%	\$25,738	
440	Non-Capital Equipment	\$128,057	-40.36%	\$122,382	-4.43%	\$122,866	
460	Equipment Components	\$10,003	-42.36%	\$593	-94.07%	\$3,750	
470	Textbooks & Workbooks	\$99,777	-12.25%	\$26,238	-73.70%	\$34,447	
480	Non-Capital Technology	\$293,907	128.52%	\$466,261	58.64%	\$583,109	
483		\$0	-100.00%	\$0		\$0	
490	Other Non-Capital Items	\$2,004	76.95%	\$221	-88.96%	\$1,500	
400	400 Object Adjustments -ESSER Funds					\$0	
4--	Total Non-Capital Objects	\$1,167,584	2.92%	\$1,293,188	10.76%	\$1,338,340	3.49%
511	Site Purchase	\$0	-100.00%	\$0		\$0	
521	Site Improvements Addition	\$14,000		\$0	-100.00%	\$0	
531	Building Acquisition	\$0		\$0		\$0	
537		\$0	-100.00%	\$0		\$0	
551	Equipment/Vehicles—Not Depreciated	\$85,044	-58.50%	\$27,783	-67.33%	\$583,881	
553	Equipment/Vehicles—Individually Depreciated	\$28,568		\$0	-100.00%	\$0	
561	Equipment/Vehicles—Replacement—Not Depreciated	\$2,187	-82.32%	\$0	-100.00%	\$0	
563	Equipment/Vehicles -- Replacement—Ind. Depreciated	\$7,623	-89.72%	\$8,425	10.52%	\$51,550	
571		\$270	-97.47%	\$0	-100.00%	\$1,400	
572	Vehicle Rental	\$0		\$0		\$0	
581	Technology Related Hardware	\$46,104	523.11%	\$18,498	-59.88%	\$42,000	
582	Technology Software	\$4,735		\$0	-100.00%	\$0	
590		\$0		\$0		\$0	
500	500 Object Adjustments					\$0	
5--	Total Capital Objects	\$188,530	-45.31%	\$54,706	-70.98%	\$678,831	1140.87%
682	Temporary Note Interest	\$57,785	86.65%	\$25,476	-55.91%	\$40,000	
600	600 Object Adjustments					\$0	

10

3409 - Medford Area

Sce/Obj Description

		Historical Data				Budget Year	
		Actual		Unaudited		Budget	
		2019 - 2020		2020 - 2021		2021 - 2022	
		2020	% Δ	2021	% Δ	2022	% Δ
6--	Total Debt Retirement	\$57,785	86.65%	\$25,476	-55.91%	\$40,000	57.01%
711	District Liability Insurance	\$52,654	-6.60%	\$62,879	19.42%	\$55,470	
712	District Property Insurance	\$50,697	9.20%	\$54,244	7.00%	\$42,833	
713	Worker's Compensation	\$126,131	40.75%	\$104,822	-16.89%	\$107,056	
714	Fidelity Bond Premiums	\$2,000	-42.48%	\$0	-100.00%	\$1,935	
730	Unemployment Compensation	\$8,005	57.60%	\$19,527	143.95%	\$10,000	
700	700 Object Adjustments					\$0	
7--	Total Insurance and Judgments	\$239,487	19.17%	\$241,472	0.83%	\$217,294	-10.01%
827	Special Education Fund	\$3,877,766	16.09%	\$3,989,723	2.89%	\$2,747,511	
827	RVA					\$1,747,326	
838	Non-referendum Debt Fund	\$45,600	100.00%	\$0	-100.00%	\$0	
839	Referendum Debt Fund	\$0		\$0		\$0	
846	Other Capital Projects Fund	\$5,000		\$515,000	0.00%	\$15,000	
850	Food Service	\$0		\$0		\$0	
899	Transfer to Alt School			\$135,191		\$151,075	
899	Transfer to RVA Fund 99	\$4,035,013	22.28%	\$5,166,447	28.04%	\$5,788,912	
800	800 Object Adjustments						
8--	Total Transfers	\$7,963,379	19.52%	\$9,806,362	23.14%	\$10,449,824	6.56%
935	State Grants Transited to Others	\$696		\$0	-100.00%	\$0	
940	Dues and Fees	\$62,722	11.25%	\$49,308	-21.39%	\$70,740	
941	District Dues/Fees	\$110		\$0	-100.00%	\$0	
950	Reorganization Settlement paid to others	\$0		\$0		\$0	
972	Property Tax Chargeback and Equalization Aid Payment	\$180	-70.67%		-100.00%	\$0	
900	900 Object Adjustments					\$0	
9--	Total Other Objects	\$63,707	11.79%	\$49,308	-22.60%	\$70,740	43.46%
Total Expenditures		\$28,819,786	4.80%	\$31,306,121	8.63%	\$33,362,163	6.57%
Surplus/Deficit		\$32,595		\$1,003,554		\$0	

3409 - Medford Area

Fund 10 Summary

	Historical	Unaudited	Budget Year
	2019 - 2020	2020 - 2021	2021 - 2022
Revenues			
Property Tax	\$5,784,433	\$6,293,838	\$4,881,092
Open Enrollment	\$5,395,593	\$7,773,036	\$8,730,000
General (a.k.a. EQ) Aid	\$14,552,401	\$14,923,055	\$16,159,298
High Poverty Aid	\$0	\$0	\$0
State "SAGE"/"AGR" Aid	\$0	\$0	\$0
Comp. and Pers. Property Aid	\$161,128	\$143,440	\$161,128
Per Pupil Categorical Aid (SCE 695)*	\$1,567,104	\$1,551,522	\$1,538,660
Other State Categorical Aids	\$509,090	\$408,577	\$246,368
Federal Revenue	\$608,500	\$797,557	\$1,461,187
Other Revenue	\$274,133	\$418,649	\$184,430
Fund 10 Revenues	\$28,852,381	\$32,309,674	\$33,362,163
Expenditures			
Salaries	\$10,683,740	\$10,845,306	\$11,143,038
WRS	\$687,444	\$715,833	\$717,498
FICA	\$785,945	\$780,525	\$827,179
Health Insurance (obj 240s)	\$3,381,183	\$3,440,143	\$3,694,142
Other Benefits	\$177,822	\$334,508	\$354,130
Total Salary and Benefits	\$15,716,134	\$16,116,315	\$16,735,987
Open Enrollment	\$363,489	\$393,656	\$440,000
Voucher	\$184,297	\$267,370	\$253,545
Non-Capital and Capital Objects	\$1,356,114	\$1,347,894	\$2,017,171
Transfer to Fund 27	\$3,877,766	\$3,989,723	\$2,747,511
Transfer to Fund 50	\$0	\$0	\$0
Transfer to Fund 46	\$5,000	\$515,000	\$15,000
All Other Transfers	\$4,080,613	\$5,301,638	\$7,687,313
All Other Expenditures	\$3,236,374	\$3,374,525	\$3,465,636
Fund 10 Expenditures	\$28,819,786	\$31,306,121	\$33,362,163

3409 - Medford Area

Fund 10 Summary

Surplus (Deficit)	\$32,595	\$1,003,554	(\$0)
Fund Balance	\$4,987,012	\$5,990,566	\$5,990,566
Fund Balance as % of Expenditures	17.30%	19.14%	17.96%

2021-2022 REVISED BUDGET

GENERAL FUND	Audited 2019-20	Unaudited 2020-21	Budget 2021-22
Beginning Fund Balance	4,987,012.39	4,987,012.39	6,003,023.53
Ending Fund Balance	5,019,608.68	6,003,023.53	6,003,023.55
REVENUES & OTHER FINANCING SOURCES			
Transfers-In (Source 100)	0.00	0.00	0.00
Local Sources (Source 200)	5,944,583.37	6,450,483.45	5,018,522.00
Inter-district Payments (Source 300 + 400)	5,402,693.00	7,773,036.00	0.00
Intermediate Sources (Source 500)	13,804.27	110,297.73	8,730,000.00
State Sources (Source 600)	16,789,722.16	17,026,593.67	18,105,454.00
Federal Sources (Source 700)	608,500.46	797,557.36	1,461,187.06
All Other Sources (Source 800 + 900)	93,078.18	151,705.78	47,000.00
TOTAL REVENUES & OTHER FINANCING SOURCES	28,852,381.44	32,309,673.99	33,362,163.06
EXPENDITURES & OTHER FINANCING USES			
Instruction (Function 100 000)	11,916,278.26	12,383,973.08	12,943,711.96
Support Services (Function 200 000)	8,388,743.92	8,418,054.75	9,270,082.08
Non-Program Transactions (Function 400 000)	8,514,762.97	10,491,635.02	11,148,369.00
TOTAL EXPENDITURES & OTHER FINANCING USES	28,819,785.15	31,293,662.85	33,362,163.04

SPECIAL PROJECTS FUND	Audited 2019-20	Unaudited 2020-21	Budget 2021-22
Beginning Fund Balance	198,007.73	156,935.40	407,530.85
Ending Fund Balance	156,936.27	407,531.56	407,530.85
REVENUES & OTHER FINANCING SOURCES	5,961,261.98	6,851,019.03	6,870,727.02
EXPENDITURES & OTHER FINANCING USES	6,002,333.44	6,600,422.87	6,870,727.02

DEBT SERVICE FUND	Audited 2019-20	Unaudited 2020-21	Budget 2021-22
Beginning Fund Balance	29,536.30	973,736.30	23,086.30
Ending Fund Balance	973,736.30	23,086.30	118,355.30
REVENUES & OTHER FINANCING SOURCES	1,663,000.00	1,366,000.00	707,772.00
EXPENDITURES & OTHER FINANCING USES	718,800.00	2,316,650.00	612,503.00

CAPITAL PROJECTS FUND	Audited 2019-20	Unaudited 2020-21	Budget 2021-22
Beginning Fund Balance	5,005.34	5,005.34	520,040.90
Ending Fund Balance	10,010.68	520,040.90	824,365.90
REVENUES & OTHER FINANCING SOURCES	5,005.34	515,035.56	804,325.00
EXPENDITURES & OTHER FINANCING USES	0.00	0.00	500,000.00

2021-2022 REVISED BUDGET

FOOD SERVICE FUND	Audited 2019-20	Unaudited 2020-21	Budget 2021-22
Beginning Fund Balance	291,569.40	359,585.13	671,557.41
Ending Fund Balance	359,585.13	671,557.41	904,116.41
REVENUES & OTHER FINANCING SOURCES	1,447,737.61	1,783,086.32	1,719,000.00
EXPENDITURES & OTHER FINANCING USES	1,379,721.88	1,471,114.04	1,486,441.00

COMMUNITY SERVICE FUND	Audited 2019-20	Unaudited 2020-21	Budget 2021-22
Beginning Fund Balance	114,587.85	134,642.65	134,980.32
Ending Fund Balance	134,642.65	134,980.32	134,980.32
REVENUES & OTHER FINANCING SOURCES	280,623.55	317,871.04	537,388.00
EXPENDITURES & OTHER FINANCING USES	260,568.75	317,533.37	537,388.00

PACKAGE & COOPERATIVE PROGRAM FUND	Audited 2019-20	Unaudited 2020-21	Budget 2021-22
Beginning Fund Balance	0.00	0.00	0.00
Ending Fund Balance	0.00	0.00	0.00
REVENUES & OTHER FINANCING SOURCES	5,954,059.01	7,619,773.63	9,222,519.00
EXPENDITURES & OTHER FINANCING USES	5,954,059.01	7,619,773.63	9,222,519.00

Fd	T	Loc	Obj	Func	Prj	Obj	2021-22	September	2021-22	2021-22	Encumbered	Unencumbered	Unexpended
							Revised Budget	Monthly Activity	FYTD Activity	FYTD %	Amount	Balance	Balance
10	E	---	1--	110000	---	SALARIES	3,197,785.00	239,905.92	292,479.57	9.15	0.00	2,905,305.43	2,905,305.43
10	E	---	2--	110000	---	EMPLOYEE BENEFITS	1,438,381.00	111,536.02	117,145.92	8.14	0.00	1,321,235.08	1,321,235.08
10	E	---	3--	110000	---	PURCHASED SERVICES	33,783.00	4,069.89	17,486.89	51.76	17,737.80	1,441.69-	16,296.11
10	E	---	4--	110000	---	NON-CAPITAL OBJECTS	77,539.00	5,435.03	32,347.18	41.72	19,440.05	25,751.77	45,191.82
10	E	---	9--	110000	---	OTHER EXPENDITURES	7,200.00	0.00	0.00	0.00	0.00	7,200.00	7,200.00
10	E	---	---	110000	---	UNDIFFERENTIATED CURRICU	4,754,688.00	360,946.86	459,459.56	9.66	37,177.85	4,258,050.59	4,295,228.44
10	E	---	1--	121000	---	SALARIES	220,900.00	18,408.38	18,408.38	8.33	0.00	202,491.62	202,491.62
10	E	---	2--	121000	---	EMPLOYEE BENEFITS	89,831.00	7,196.54	7,196.54	8.01	0.00	82,634.46	82,634.46
10	E	---	3--	121000	---	PURCHASED SERVICES	660.00	349.00	349.00	52.88	0.00	311.00	311.00
10	E	---	4--	121000	---	NON-CAPITAL OBJECTS	45,042.00	1,383.26	20,938.72	46.49	3,464.64	20,638.64	24,103.28
10	E	---	---	121000	---	ART	356,433.00	27,337.18	46,892.64	13.16	3,464.64	306,075.72	309,540.36
10	E	---	1--	122000	---	SALARIES	1,007,865.00	85,338.48	85,526.30	8.49	0.00	922,338.70	922,338.70
10	E	---	2--	122000	---	EMPLOYEE BENEFITS	503,554.00	39,948.99	39,961.47	7.94	0.00	463,592.53	463,592.53
10	E	---	3--	122000	---	PURCHASED SERVICES	17,725.00	5,250.00	8,722.60	49.21	0.00	9,002.40	9,002.40
10	E	---	4--	122000	---	NON-CAPITAL OBJECTS	17,566.00	3,186.46	7,871.86	44.81	1,125.94	8,568.20	9,694.14
10	E	---	9--	122000	---	OTHER EXPENDITURES	300.00	0.00	0.00	0.00	0.00	300.00	300.00
10	E	---	---	122000	---	ENGLISH LANGUAGE	1,547,010.00	133,723.93	142,082.23	9.18	1,125.94	1,403,801.83	1,404,927.77
10	E	---	1--	122110	---	SALARIES	53,387.00	2,648.18	2,648.18	4.96	0.00	50,738.82	50,738.82
10	E	---	2--	122110	---	EMPLOYEE BENEFITS	25,813.00	1,234.26	1,234.26	4.78	0.00	24,578.74	24,578.74
10	E	---	---	122110	---	READING	79,200.00	3,882.44	3,882.44	4.90	0.00	75,317.56	75,317.56
10	E	---	1--	122115	---	SALARIES	132,249.00	8,854.80	9,393.54	7.10	0.00	122,855.46	122,855.46
10	E	---	2--	122115	---	EMPLOYEE BENEFITS	90,843.00	4,345.84	4,425.24	4.87	0.00	86,417.76	86,417.76
10	E	---	3--	122115	---	PURCHASED SERVICES	18,515.00	4,042.50	20,357.50	109.95	0.00	1,842.50-	1,842.50-
10	E	---	4--	122115	---	NON-CAPITAL OBJECTS	2,650.00	0.00	0.00	0.00	0.00	2,650.00	2,650.00
10	E	---	---	122115	---	INTERVENTION	244,257.00	17,243.14	34,176.28	13.99	0.00	210,080.72	210,080.72
10	E	---	3--	122600	---	PURCHASED SERVICES	1,700.00	0.00	0.00	0.00	0.00	1,700.00	1,700.00
10	E	---	4--	122600	---	NON-CAPITAL OBJECTS	5,500.00	219.98	56.57	1.03	1,800.00	3,643.43	5,443.43
10	E	---	9--	122600	---	OTHER EXPENDITURES	2,750.00	0.00	2,877.26	104.63	0.00	127.26-	127.26-
10	E	---	---	122600	---	DRAMA	9,950.00	219.98	2,933.83	29.49	1,800.00	5,216.17	7,016.17
10	E	---	1--	123208	---	SALARIES	61,585.00	5,132.10	5,132.10	8.33	0.00	56,452.90	56,452.90
10	E	---	2--	123208	---	EMPLOYEE BENEFITS	18,855.00	1,530.38	1,530.38	8.12	0.00	17,324.62	17,324.62
10	E	---	3--	123208	---	PURCHASED SERVICES	375.00	0.00	0.00	0.00	0.00	375.00	375.00
10	E	---	4--	123208	---	NON-CAPITAL OBJECTS	650.00	0.00	144.67	22.26	484.93	20.40	505.33
10	E	---	---	123208	---	FRENCH	81,465.00	6,662.48	6,807.15	8.36	484.93	74,172.92	74,657.85

Fd	T	Loc	Obj	Func	Prj	Obj	2021-22	September	2021-22	2021-22	Encumbered	Unencumbered	Unexpended
							Revised Budget	Monthly Activity	FYTD Activity	FYTD %	Amount	Balance	Balance
10	E	---	1--	123219	---	SALARIES	86,900.00	7,241.68	7,241.68	8.33	0.00	79,658.32	79,658.32
10	E	---	2--	123219	---	EMPLOYEE BENEFITS	45,974.00	1,823.38	1,823.38	3.97	0.00	44,150.62	44,150.62
10	E	---	3--	123219	---	PURCHASED SERVICES	750.00	0.00	0.00	0.00	0.00	750.00	750.00
10	E	---	4--	123219	---	NON-CAPITAL OBJECTS	2,300.00	0.00	127.93	5.56	258.77	1,913.30	2,172.07
10	E	---	---	123219	---	SPANISH	135,924.00	9,065.06	9,192.99	6.76	258.77	126,472.24	126,731.01
10	E	---	1--	124000	---	SALARIES	654,673.00	52,465.36	52,465.36	8.01	0.00	602,207.64	602,207.64
10	E	---	2--	124000	---	EMPLOYEE BENEFITS	336,149.96	26,247.63	26,247.63	7.81	0.00	309,902.33	309,902.33
10	E	---	3--	124000	---	PURCHASED SERVICES	0.00	190.00	190.00	0.00	0.00	190.00-	190.00-
10	E	---	4--	124000	---	NON-CAPITAL OBJECTS	2,700.00	455.51	2,451.69	90.80	145.39	102.92	248.31
10	E	---	---	124000	---	MATHEMATICS	993,522.96	79,358.50	81,354.68	8.19	145.39	912,022.89	912,168.28
10	E	---	1--	125400	---	SALARIES	224,642.00	18,720.18	18,720.18	8.33	0.00	205,921.82	205,921.82
10	E	---	2--	125400	---	EMPLOYEE BENEFITS	129,126.00	8,851.76	8,851.76	6.86	0.00	120,274.24	120,274.24
10	E	---	3--	125400	---	PURCHASED SERVICES	11,320.00	1,040.00	5,712.47	50.46	1,530.00	4,077.53	5,607.53
10	E	---	4--	125400	---	NON-CAPITAL OBJECTS	16,308.00	648.38	1,459.91	8.95	6,077.44	8,770.65	14,848.09
10	E	---	5--	125400	---	CAPITAL OBJECTS	1,400.00	0.00	0.00	0.00	0.00	1,400.00	1,400.00
10	E	---	9--	125400	---	OTHER EXPENDITURES	4,270.00	127.00	493.00	11.55	0.00	3,777.00	3,777.00
10	E	---	---	125400	---	VOCAL MUSIC	387,066.00	29,387.32	35,237.32	9.10	7,607.44	344,221.24	351,828.68
10	E	---	1--	125500	---	SALARIES	157,185.00	13,098.78	13,098.78	8.33	0.00	144,086.22	144,086.22
10	E	---	2--	125500	---	EMPLOYEE BENEFITS	68,337.00	5,482.14	5,482.14	8.02	0.00	62,854.86	62,854.86
10	E	---	3--	125500	---	PURCHASED SERVICES	11,600.00	318.15	4,866.15	41.95	5,574.01	1,159.84	6,733.85
10	E	---	4--	125500	---	NON-CAPITAL OBJECTS	10,108.00	1,355.66	2,024.01	20.02	8,629.29	545.30-	8,083.99
10	E	---	9--	125500	---	OTHER EXPENDITURES	1,890.00	200.00	200.00	10.58	0.00	1,690.00	1,690.00
10	E	---	---	125500	---	INSTRUMENTAL MUSIC	249,120.00	20,454.73	25,671.08	10.30	14,203.30	209,245.62	223,448.92
10	E	---	1--	126000	---	SALARIES	466,140.00	38,845.02	38,845.02	8.33	0.00	427,294.98	427,294.98
10	E	---	2--	126000	---	EMPLOYEE BENEFITS	230,386.00	18,590.94	18,590.94	8.07	0.00	211,795.06	211,795.06
10	E	---	3--	126000	---	PURCHASED SERVICES	750.00	0.00	0.00	0.00	0.00	750.00	750.00
10	E	---	4--	126000	---	NON-CAPITAL OBJECTS	21,950.00	716.78	2,379.55	10.84	3,278.71	16,291.74	19,570.45
10	E	---	5--	126000	---	CAPITAL OBJECTS	5,000.00	0.00	0.00	0.00	0.00	5,000.00	5,000.00
10	E	---	---	126000	---	SCIENCE	724,226.00	58,152.74	59,815.51	8.26	3,278.71	661,131.78	664,410.49
10	E	---	1--	127000	---	SALARIES	458,728.00	38,227.38	38,227.38	8.33	0.00	420,500.62	420,500.62
10	E	---	2--	127000	---	EMPLOYEE BENEFITS	190,574.00	15,274.66	15,274.66	8.02	0.00	175,299.34	175,299.34
10	E	---	4--	127000	---	NON-CAPITAL OBJECTS	1,437.00	4,219.54	4,405.25	306.56	1.26	2,969.51-	2,968.25-
10	E	---	9--	127000	---	OTHER EXPENDITURES	250.00	0.00	0.00	0.00	0.00	250.00	250.00
10	E	---	---	127000	---	SOCIAL SCIENCE	650,989.00	57,721.58	57,907.29	8.90	1.26	593,080.45	593,081.71

MEDFORD AREA PUBLIC SCHOOL DISTRICT
SUMMARY EXPENDITURE BUDGET REPORT (Date: 9/2021)

Fd	T	Loc	Obj	Func	Prj	Obj	2021-22	September	2021-22	2021-22	Encumbered	Unencumbered	Unexpended
							Revised Budget	Monthly Activity	FYTD Activity	FYTD %	Amount	Balance	Balance
10	E	---	3--	129300	---	PURCHASED SERVICES	39,625.00	0.00	0.00	0.00	0.00	39,625.00	39,625.00
10	E	---	4--	129300	---	NON-CAPITAL OBJECTS	440,280.00	1,928.47	364,031.47	82.68	95,196.67	18,948.14-	76,248.53
10	E	---	---	129300	---	COMPUTER LITERACY	479,905.00	1,928.47	364,031.47	75.85	95,196.67	20,676.86	115,873.53
10	E	---	1--	131000	---	SALARIES	72,200.00	6,016.68	6,016.68	8.33	0.00	66,183.32	66,183.32
10	E	---	2--	131000	---	EMPLOYEE BENEFITS	45,637.00	3,712.68	3,712.68	8.14	0.00	41,924.32	41,924.32
10	E	---	4--	131000	---	NON-CAPITAL OBJECTS	17,630.00	0.00	0.00	0.00	0.00	17,630.00	17,630.00
10	E	---	5--	131000	---	CAPITAL OBJECTS	900.00	0.00	0.00	0.00	0.00	900.00	900.00
10	E	---	---	131000	---	AGRICULTURE	136,367.00	9,729.36	9,729.36	7.13	0.00	126,637.64	126,637.64
10	E	---	1--	132000	---	SALARIES	85,500.00	7,275.02	7,275.02	8.51	0.00	78,224.98	78,224.98
10	E	---	2--	132000	---	EMPLOYEE BENEFITS	34,425.00	2,947.77	2,947.77	8.56	0.00	31,477.23	31,477.23
10	E	---	3--	132000	---	PURCHASED SERVICES	4,025.00	0.00	0.00	0.00	0.00	4,025.00	4,025.00
10	E	---	4--	132000	---	NON-CAPITAL OBJECTS	6,175.00	556.93	2,714.86	43.97	0.00	3,460.14	3,460.14
10	E	---	5--	132000	---	CAPITAL OBJECTS	1,100.00	0.00	0.00	0.00	0.00	1,100.00	1,100.00
10	E	---	9--	132000	---	OTHER EXPENDITURES	1,600.00	0.00	0.00	0.00	0.00	1,600.00	1,600.00
10	E	---	---	132000	---	BUSINESS OCCUPATIONS	132,825.00	10,779.72	12,937.65	9.74	0.00	119,887.35	119,887.35
10	E	---	1--	135000	---	SALARIES	86,450.00	7,204.18	7,204.18	8.33	0.00	79,245.82	79,245.82
10	E	---	2--	135000	---	EMPLOYEE BENEFITS	47,821.00	3,894.80	3,894.80	8.14	0.00	43,926.20	43,926.20
10	E	---	3--	135000	---	PURCHASED SERVICES	1,250.00	864.24	864.24	69.14	400.00	14.24-	385.76
10	E	---	4--	135000	---	NON-CAPITAL OBJECTS	7,172.00	0.00	146.36	2.04	5,800.00	1,225.64	7,025.64
10	E	---	---	135000	---	HOME ECONOMICS	142,693.00	11,963.22	12,109.58	8.49	6,200.00	124,383.42	130,583.42
10	E	---	1--	136000	---	SALARIES	227,741.00	19,258.36	19,258.36	8.46	0.00	208,482.64	208,482.64
10	E	---	2--	136000	---	EMPLOYEE BENEFITS	97,872.00	8,218.73	8,218.73	8.40	0.00	89,653.27	89,653.27
10	E	---	3--	136000	---	PURCHASED SERVICES	3,200.00	0.00	0.00	0.00	0.00	3,200.00	3,200.00
10	E	---	4--	136000	---	NON-CAPITAL OBJECTS	31,997.00	699.38	1,335.73	4.17	11,434.51	19,226.76	30,661.27
10	E	---	5--	136000	---	CAPITAL OBJECTS	8,500.00	0.00	0.00	0.00	0.00	8,500.00	8,500.00
10	E	---	---	136000	---	TECHNOLOGY EDUCATION	369,310.00	28,176.47	28,812.82	7.80	11,434.51	329,062.67	340,497.18
10	E	---	1--	138000	---	SALARIES	33,283.00	2,681.91	5,590.97	16.80	0.00	27,692.03	27,692.03
10	E	---	2--	138000	---	EMPLOYEE BENEFITS	26,191.00	2,204.39	5,346.76	20.41	0.00	20,844.24	20,844.24
10	E	---	---	138000	---	VOCATIONAL SPECIAL NEEDS	59,474.00	4,886.30	10,937.73	18.39	0.00	48,536.27	48,536.27
10	E	---	1--	139000	---	SALARIES	10,500.00	0.00	0.00	0.00	0.00	10,500.00	10,500.00
10	E	---	---	139000	---	OTHER VOCATIONAL CURRICU	10,500.00	0.00	0.00	0.00	0.00	10,500.00	10,500.00
10	E	---	1--	143000	---	SALARIES	409,943.00	34,161.84	34,161.84	8.33	0.00	375,781.16	375,781.16
10	E	---	2--	143000	---	EMPLOYEE BENEFITS	177,315.00	13,230.20	13,230.20	7.46	0.00	164,084.80	164,084.80

Fd	T	Loc	Obj	Func	Prj	Obj	2021-22	September	2021-22	2021-22	Encumbered	Unencumbered	Unexpended
							Revised Budget	Monthly Activity	FYTD Activity	FYTD %	Amount	Balance	Balance
10	E	---	3--	143000	---	PURCHASED SERVICES	9,305.00	450.00	450.00	4.84	0.00	8,855.00	8,855.00
10	E	---	4--	143000	---	NON-CAPITAL OBJECTS	28,162.00	0.00	9,081.91	32.25	4,570.09	14,510.00	19,080.09
10	E	---	---	143000	---	PHYSICAL EDUCATION	624,725.00	47,842.04	56,923.95	9.11	4,570.09	563,230.96	567,801.05
10	E	---	1--	161000	---	SALARIES	56,000.00	2,166.68	6,500.04	11.61	0.00	49,499.96	49,499.96
10	E	---	2--	161000	---	EMPLOYEE BENEFITS	8,489.00	338.35	999.54	11.77	0.00	7,489.46	7,489.46
10	E	---	3--	161000	---	PURCHASED SERVICES	645.00	0.00	0.00	0.00	0.00	645.00	645.00
10	E	---	4--	161000	---	NON-CAPITAL OBJECTS	50.00	0.00	0.00	0.00	0.00	50.00	50.00
10	E	---	9--	161000	---	OTHER EXPENDITURES	275.00	0.00	0.00	0.00	0.00	275.00	275.00
10	E	---	---	161000	---	CO-CURRICULAR ACADEMIC	65,459.00	2,505.03	7,499.58	11.46	0.00	57,959.42	57,959.42
10	E	---	1--	162000	---	SALARIES	166,000.00	3,881.68	9,449.01	5.69	0.00	156,550.99	156,550.99
10	E	---	2--	162000	---	EMPLOYEE BENEFITS	23,349.00	577.99	1,434.23	6.14	0.00	21,914.77	21,914.77
10	E	---	3--	162000	---	PURCHASED SERVICES	88,500.00	12,711.30	18,960.54	21.42	0.00	69,539.46	69,539.46
10	E	---	4--	162000	---	NON-CAPITAL OBJECTS	57,000.00	6,376.03	9,210.89	16.16	30,568.36	17,220.75	47,789.11
10	E	---	5--	162000	---	CAPITAL OBJECTS	5,000.00	0.00	0.00	0.00	0.00	5,000.00	5,000.00
10	E	---	9--	162000	---	OTHER EXPENDITURES	18,530.00	3,410.00	5,960.00	32.16	0.00	12,570.00	12,570.00
10	E	---	---	162000	---	CO-CURRICULAR ATHLETICS	358,379.00	26,957.00	45,014.67	12.56	30,568.36	282,795.97	313,364.33
10	E	---	1--	171000	---	SALARIES	170,245.00	14,083.94	14,083.94	8.27	0.00	156,161.06	156,161.06
10	E	---	2--	171000	---	EMPLOYEE BENEFITS	90,714.00	7,670.66	7,670.66	8.46	0.00	83,043.34	83,043.34
10	E	---	3--	171000	---	PURCHASED SERVICES	8,300.00	0.00	0.00	0.00	0.00	8,300.00	8,300.00
10	E	---	4--	171000	---	NON-CAPITAL OBJECTS	4,700.00	895.76	955.58	20.33	17.29	3,727.13	3,744.42
10	E	---	---	171000	---	CULTURALLY/SOCIALLY DISA	273,959.00	22,650.36	22,710.18	8.29	17.29	251,231.53	251,248.82
10	E	---	1--	172000	---	SALARIES	20,100.00	1,675.00	1,675.00	8.33	0.00	18,425.00	18,425.00
10	E	---	2--	172000	---	EMPLOYEE BENEFITS	14,572.00	1,185.98	1,185.98	8.14	0.00	13,386.02	13,386.02
10	E	---	3--	172000	---	PURCHASED SERVICES	2,755.00	0.00	376.00	13.65	0.00	2,379.00	2,379.00
10	E	---	4--	172000	---	NON-CAPITAL OBJECTS	5,625.00	0.00	780.80	13.88	50.00	4,794.20	4,844.20
10	E	---	9--	172000	---	OTHER EXPENDITURES	2,745.00	0.00	0.00	0.00	0.00	2,745.00	2,745.00
10	E	---	---	172000	---	GIFTED AND TALENTED	45,797.00	2,860.98	4,017.78	8.77	50.00	41,729.22	41,779.22
10	E	---	---	1-----	---	INSTRUCTION	12,913,243.96	974,434.89	1,540,137.77	11.93	217,585.15	11,155,521.04	11,373,106.19
10	E	---	1--	213000	---	SALARIES	315,190.00	28,680.48	33,024.40	10.48	0.00	282,165.60	282,165.60
10	E	---	2--	213000	---	EMPLOYEE BENEFITS	148,278.00	11,924.83	14,848.19	10.01	0.00	133,429.81	133,429.81
10	E	---	3--	213000	---	PURCHASED SERVICES	5,675.00	0.00	71.41	1.26	600.00	5,003.59	5,603.59
10	E	---	4--	213000	---	NON-CAPITAL OBJECTS	8,400.00	367.99	367.99	4.38	953.11	7,078.90	8,032.01
10	E	---	---	213000	---	PUPIL SERVICES - GUIDANC	477,543.00	40,973.30	48,311.99	10.12	1,553.11	427,677.90	429,231.01

Fd	T	Loc	Obj	Func	Prj	Obj	2021-22	September	2021-22	2021-22	Encumbered	Unencumbered	Unexpended
							Revised Budget	Monthly Activity	FYTD Activity	FYTD %	Amount	Balance	Balance
10	E	---	1--	214000	---	SALARIES	113,150.00	7,980.54	7,980.54	7.05	0.00	105,169.46	105,169.46
10	E	---	2--	214000	---	EMPLOYEE BENEFITS	72,970.08	4,738.47	4,738.47	6.49	0.00	68,231.61	68,231.61
10	E	---	3--	214000	---	PURCHASED SERVICES	1,315.00	0.00	0.00	0.00	400.00	915.00	1,315.00
10	E	---	4--	214000	---	NON-CAPITAL OBJECTS	5,100.00	72.00	1,130.37	22.16	764.25	3,205.38	3,969.63
10	E	---	9--	214000	---	OTHER EXPENDITURES	160.00	0.00	0.00	0.00	0.00	160.00	160.00
10	E	---	---	214000	---	PUPIL SERVICES - NURSE	192,695.08	12,791.01	13,849.38	7.19	1,164.25	177,681.45	178,845.70
10	E	---	1--	219000	---	SALARIES	23,510.00	2,466.33	2,479.85	10.55	0.00	21,030.15	21,030.15
10	E	---	2--	219000	---	EMPLOYEE BENEFITS	12,457.00	934.55	936.50	7.52	0.00	11,520.50	11,520.50
10	E	---	3--	219000	---	PURCHASED SERVICES	0.00	0.00	1,250.95	0.00	0.00	1,250.95-	1,250.95-
10	E	---	4--	219000	---	NON-CAPITAL OBJECTS	10,000.00	300.00	2,312.15	23.12	0.00	7,687.85	7,687.85
10	E	---	---	219000	---	OTHER PUPIL SERVICES	45,967.00	3,700.88	6,979.45	15.18	0.00	38,987.55	38,987.55
10	E	---	1--	221100	---	SALARIES	0.00	200.00	517.63	0.00	0.00	517.63-	517.63-
10	E	---	2--	221100	---	EMPLOYEE BENEFITS	0.00	15.30	39.60	0.00	0.00	39.60-	39.60-
10	E	---	---	221100	---	DIRECTION OF IMPROV OF I	0.00	215.30	557.23	0.00	0.00	557.23-	557.23-
10	E	---	1--	221200	---	SALARIES	11,800.00	4,828.64	17,272.99	146.38	0.00	5,472.99-	5,472.99-
10	E	---	2--	221200	---	EMPLOYEE BENEFITS	0.00	654.37	2,398.34	0.00	0.00	2,398.34-	2,398.34-
10	E	---	3--	221200	---	PURCHASED SERVICES	3,570.00	1,000.00	1,802.20	50.48	8,548.00	6,780.20-	1,767.80
10	E	---	4--	221200	---	NON-CAPITAL OBJECTS	6,000.00	10,039.18	10,422.79	173.71	464.80	4,887.59-	4,422.79-
10	E	---	9--	221200	---	OTHER EXPENDITURES	3,200.00	0.00	3,715.00	116.09	0.00	515.00-	515.00-
10	E	---	---	221200	---	CURRICULUM DEVELOPMENT	24,570.00	16,522.19	35,611.32	144.94	9,012.80	20,054.12-	11,041.32-
10	E	---	1--	221201	---	SALARIES	112,352.00	9,362.68	28,088.04	25.00	0.00	84,263.96	84,263.96
10	E	---	2--	221201	---	EMPLOYEE BENEFITS	43,685.00	3,066.18	9,198.54	21.06	0.00	34,486.46	34,486.46
10	E	---	---	221201	---	CURRICULUM DEVELOPMENT	156,037.00	12,428.86	37,286.58	23.90	0.00	118,750.42	118,750.42
10	E	---	1--	221300	---	SALARIES	17,000.00	3,024.09	5,938.58	34.93	0.00	11,061.42	11,061.42
10	E	---	2--	221300	---	EMPLOYEE BENEFITS	30,000.00	422.95	5,712.91	19.04	0.00	24,287.09	24,287.09
10	E	---	3--	221300	---	PURCHASED SERVICES	27,770.00	6,865.30	7,177.80	25.85	0.00	20,592.20	20,592.20
10	E	---	4--	221300	---	NON-CAPITAL OBJECTS	4,395.00	1,144.26	4,485.65	102.06	0.00	90.65-	90.65-
10	E	---	---	221300	---	INSTRUCTIONAL STAFF TRAI	79,165.00	11,456.60	23,314.94	29.45	0.00	55,850.06	55,850.06
10	E	---	3--	221500	---	PURCHASED SERVICES	85,013.00	2,658.00	12,459.16	14.66	4,227.00	68,326.84	72,553.84
10	E	---	4--	221500	---	NON-CAPITAL OBJECTS	95,902.00	3,885.90	9,514.05	9.92	349,375.00	262,987.05-	86,387.95
10	E	---	---	221500	---	INSTRUCTION RELATED TECH	180,915.00	6,543.90	21,973.21	12.15	353,602.00	194,660.21-	158,941.79
10	E	---	1--	221900	---	SALARIES	2,500.00	0.00	0.00	0.00	0.00	2,500.00	2,500.00
10	E	---	2--	221900	---	EMPLOYEE BENEFITS	200.00	0.00	0.00	0.00	0.00	200.00	200.00

Fd	T	Loc	Obj	Func	Prj	Obj	2021-22	September	2021-22	2021-22	Encumbered	Unencumbered	Unexpended
							Revised Budget	Monthly Activity	FYTD Activity	FYTD %	Amount	Balance	Balance
10	E	---	---	221900	---	OTHER IMPROVEMENT OF INS	2,700.00	0.00	0.00	0.00	0.00	2,700.00	2,700.00
10	E	---	1--	222200	---	SALARIES	266,882.00	22,074.31	22,074.31	8.27	0.00	244,807.69	244,807.69
10	E	---	2--	222200	---	EMPLOYEE BENEFITS	158,350.00	11,578.81	11,578.81	7.31	0.00	146,771.19	146,771.19
10	E	---	3--	222200	---	PURCHASED SERVICES	20,137.00	975.42	8,648.47	42.95	8,729.23	2,759.30	11,488.53
10	E	---	4--	222200	---	NON-CAPITAL OBJECTS	70,613.00	7,945.63	17,589.09	24.91	23,007.33	30,016.58	53,023.91
10	E	---	9--	222200	---	OTHER EXPENDITURES	400.00	0.00	0.00	0.00	0.00	400.00	400.00
10	E	---	---	222200	---	SCHOOL LIBRARY	516,382.00	42,574.17	59,890.68	11.60	31,736.56	424,754.76	456,491.32
10	E	---	1--	222300	---	SALARIES	44,558.00	3,588.75	9,905.39	22.23	0.00	34,652.61	34,652.61
10	E	---	2--	222300	---	EMPLOYEE BENEFITS	9,024.00	726.72	2,005.85	22.23	0.00	7,018.15	7,018.15
10	E	---	---	222300	---	AUDIOVISUAL	53,582.00	4,315.47	11,911.24	22.23	0.00	41,670.76	41,670.76
10	E	---	1--	223700	---	SALARIES	29,650.00	2,470.84	2,470.84	8.33	0.00	27,179.16	27,179.16
10	E	---	2--	223700	---	EMPLOYEE BENEFITS	16,063.00	1,307.18	1,307.18	8.14	0.00	14,755.82	14,755.82
10	E	---	---	223700	---	SUP/COOR VOC ED - LVEC	45,713.00	3,778.02	3,778.02	8.26	0.00	41,934.98	41,934.98
10	E	---	1--	223900	---	SALARIES	48,204.00	6,236.39	11,655.32	24.18	0.00	36,548.68	36,548.68
10	E	---	2--	223900	---	EMPLOYEE BENEFITS	29,677.00	3,287.14	6,371.00	21.47	0.00	23,306.00	23,306.00
10	E	---	3--	223900	---	PURCHASED SERVICES	2,000.00	0.00	0.00	0.00	0.00	2,000.00	2,000.00
10	E	---	---	223900	---	SUPERVISION AND COORD-OT	79,881.00	9,523.53	18,026.32	22.57	0.00	61,854.68	61,854.68
10	E	---	1--	229000	---	SALARIES	99,626.00	8,302.20	24,906.60	25.00	0.00	74,719.40	74,719.40
10	E	---	2--	229000	---	EMPLOYEE BENEFITS	36,424.00	2,981.26	8,943.78	24.55	0.00	27,480.22	27,480.22
10	E	---	---	229000	---	OTHER INSTRUCTIONAL STAF	136,050.00	11,283.46	33,850.38	24.88	0.00	102,199.62	102,199.62
10	E	---	1--	231000	---	SALARIES	18,500.00	1,125.00	3,825.00	20.68	0.00	14,675.00	14,675.00
10	E	---	2--	231000	---	EMPLOYEE BENEFITS	1,350.00	86.07	292.66	21.68	0.00	1,057.34	1,057.34
10	E	---	3--	231000	---	PURCHASED SERVICES	40,000.00	14,000.00	14,000.00	35.00	0.00	26,000.00	26,000.00
10	E	---	4--	231000	---	NON-CAPITAL OBJECTS	4,000.00	10.70	1,029.02	25.73	0.00	2,970.98	2,970.98
10	E	---	9--	231000	---	OTHER EXPENDITURES	8,500.00	0.00	380.00	4.47	0.00	8,120.00	8,120.00
10	E	---	---	231000	---	BOARD OF EDUCATION	72,350.00	15,221.77	19,526.68	26.99	0.00	52,823.32	52,823.32
10	E	---	3--	231500	---	PURCHASED SERVICES	11,500.00	2,855.00	3,648.50	31.73	0.00	7,851.50	7,851.50
10	E	---	---	231500	---	BOARD OF EDUCATION - LEG	11,500.00	2,855.00	3,648.50	31.73	0.00	7,851.50	7,851.50
10	E	---	1--	232000	---	SALARIES	182,064.00	14,286.39	45,389.59	24.93	0.00	136,674.41	136,674.41
10	E	---	2--	232000	---	EMPLOYEE BENEFITS	70,133.00	5,636.03	17,338.21	24.72	0.00	52,794.79	52,794.79
10	E	---	3--	232000	---	PURCHASED SERVICES	2,120.00	0.00	458.00	21.60	0.00	1,662.00	1,662.00
10	E	---	4--	232000	---	NON-CAPITAL OBJECTS	2,500.00	450.00-	204.15	8.17	0.00	2,295.85	2,295.85

Fd	T	Loc	Obj	Func	Prj	Obj	2021-22	September 2021-22	2021-22	2021-22	Encumbered	Unencumbered	Unexpended
							Revised Budget	Monthly Activity	FYTD Activity	FYTD %	Amount	Balance	Balance
10	E	---	9--	232000	---	OTHER EXPENDITURES	2,030.00	200.00	275.00	13.55	0.00	1,755.00	1,755.00
10	E	---	---	232000	---	CENTRAL ADMINISTRATION	258,847.00	19,672.42	63,664.95	24.60	0.00	195,182.05	195,182.05
10	E	---	9--	239000	---	OTHER EXPENDITURES	0.00	0.00	184.21	0.00	0.00	184.21-	184.21-
10	E	---	---	239000	---	OTHER GENERAL ADMINISTRA	0.00	0.00	184.21	0.00	0.00	184.21-	184.21-
10	E	---	1--	240000	---	SALARIES	845,317.00	76,768.15	198,569.93	23.49	0.00	646,747.07	646,747.07
10	E	---	2--	240000	---	EMPLOYEE BENEFITS	455,719.00	33,612.98	82,105.85	18.02	0.00	373,613.15	373,613.15
10	E	---	3--	240000	---	PURCHASED SERVICES	28,665.00	3,275.93	5,052.58	17.63	0.00	23,612.42	23,612.42
10	E	---	4--	240000	---	NON-CAPITAL OBJECTS	71,894.00	2,731.27	6,939.27	9.65	19,675.00	45,279.73	64,954.73
10	E	---	9--	240000	---	OTHER EXPENDITURES	6,000.00	0.00	3,875.00	64.58	0.00	2,125.00	2,125.00
10	E	---	---	240000	---	BUILDING ADMINISTRATION	1,407,595.00	116,388.33	296,542.63	21.07	19,675.00	1,091,377.37	1,111,052.37
10	E	---	1--	252000	---	SALARIES	171,320.00	13,157.48	38,216.82	22.31	0.00	133,103.18	133,103.18
10	E	---	2--	252000	---	EMPLOYEE BENEFITS	94,302.00	6,722.46	19,175.38	20.33	0.00	75,126.62	75,126.62
10	E	---	3--	252000	---	PURCHASED SERVICES	11,370.00	0.00	3,802.00	33.44	2,400.00	5,168.00	7,568.00
10	E	---	4--	252000	---	NON-CAPITAL OBJECTS	1,000.00	0.00	329.77	32.98	5.52	664.71	670.23
10	E	---	9--	252000	---	OTHER EXPENDITURES	7,630.00	0.00	935.66	12.26	0.00	6,694.34	6,694.34
10	E	---	---	252000	---	FISCAL	285,622.00	19,879.94	62,459.63	21.87	2,405.52	220,756.85	223,162.37
10	E	---	1--	253000	---	SALARIES	634,163.00	48,708.42	157,975.73	24.91	0.00	476,187.27	476,187.27
10	E	---	2--	253000	---	EMPLOYEE BENEFITS	359,835.00	29,701.59	77,707.29	21.60	0.00	282,127.71	282,127.71
10	E	---	3--	253000	---	PURCHASED SERVICES	498,700.00	23,830.54	43,952.17	8.81	5,297.00	449,450.83	454,747.83
10	E	---	4--	253000	---	NON-CAPITAL OBJECTS	120,440.00	10,843.41	28,675.71	23.81	59,475.41	32,288.88	91,764.29
10	E	---	5--	253000	---	CAPITAL OBJECTS	49,500.00	0.00	0.00	0.00	0.00	49,500.00	49,500.00
10	E	---	9--	253000	---	OTHER EXPENDITURES	2,560.00	125.00	125.00	4.88	0.00	2,435.00	2,435.00
10	E	---	---	253000	---	OPERATION	1,665,198.00	113,208.96	308,435.90	18.52	64,772.41	1,291,989.69	1,356,762.10
10	E	---	1--	254000	---	SALARIES	8,000.00	0.00	67.38	0.84	0.00	7,932.62	7,932.62
10	E	---	2--	254000	---	EMPLOYEE BENEFITS	0.00	0.00	9.71	0.00	0.00	9.71-	9.71-
10	E	---	4--	254000	---	NON-CAPITAL OBJECTS	2,000.00	31.76	22.61	1.13	0.00	1,977.39	1,977.39
10	E	---	---	254000	---	MAINTENANCE	10,000.00	31.76	99.70	1.00	0.00	9,900.30	9,900.30
10	E	---	1--	254100	---	SALARIES	44,558.00	3,849.21	10,184.37	22.86	0.00	34,373.63	34,373.63
10	E	---	2--	254100	---	EMPLOYEE BENEFITS	30,174.00	2,295.51	5,819.41	19.29	0.00	24,354.59	24,354.59
10	E	---	---	254100	---	DIRECTION OF MAINTENANCE	74,732.00	6,144.72	16,003.78	21.41	0.00	58,728.22	58,728.22
10	E	---	3--	254200	---	PURCHASED SERVICES	180,900.00	12,831.80	49,906.11	27.59	0.00	130,993.89	130,993.89
10	E	---	4--	254200	---	NON-CAPITAL OBJECTS	1,400.00	0.00	3,098.40	221.31	0.00	1,698.40-	1,698.40-
10	E	---	---	254200	---	SITE REPAIRS	182,300.00	12,831.80	53,004.51	29.08	0.00	129,295.49	129,295.49

MEDFORD AREA PUBLIC SCHOOL DISTRICT
SUMMARY EXPENDITURE BUDGET REPORT (Date: 9/2021)

Fd	T	Loc	Obj	Func	Prj	Obj	2021-22	September	2021-22	2021-22	Encumbered	Unencumbered	Unexpended
							Revised Budget	Monthly Activity	FYTD Activity	FYTD %	Amount	Balance	Balance
10	E	---	3--	254300	---	PURCHASED SERVICES	306,700.00	13,863.23	33,280.53	10.85	83,207.00	190,212.47	273,419.47
10	E	---	4--	254300	---	NON-CAPITAL OBJECTS	14,600.00	2,142.96	8,468.10	58.00	6,950.59	818.69-	6,131.90
10	E	---	9--	254300	---	OTHER EXPENDITURES	450.00	0.00	0.00	0.00	0.00	450.00	450.00
10	E	---	---	254300	---	BUILDING REPAIRS	321,750.00	16,006.19	41,748.63	12.98	90,157.59	189,843.78	280,001.37
10	E	---	3--	254500	---	PURCHASED SERVICES	0.00	50.00	50.00	0.00	0.00	50.00-	50.00-
10	E	---	---	254500	---	VEHICLE MAINTENANCE	0.00	50.00	50.00	0.00	0.00	50.00-	50.00-
10	E	---	3--	254900	---	PURCHASED SERVICES	11,675.00	0.00	252.00	2.16	0.00	11,423.00	11,423.00
10	E	---	4--	254900	---	NON-CAPITAL OBJECTS	31,425.00	8,939.85	10,687.68	34.01	1,441.00	19,296.32	20,737.32
10	E	---	5--	254900	---	CAPITAL OBJECTS	19,050.00	0.00	8,564.53	44.96	8,865.00	1,620.47	10,485.47
10	E	---	---	254900	---	OTHER MAINTENANCE	62,150.00	8,939.85	19,504.21	31.38	10,306.00	32,339.79	42,645.79
10	E	---	3--	255000	---	PURCHASED SERVICES	7,200.00	0.00	0.00	0.00	0.00	7,200.00	7,200.00
10	E	---	---	255000	---	FACILITY ACQUISITION/REM	7,200.00	0.00	0.00	0.00	0.00	7,200.00	7,200.00
10	E	---	3--	255100	---	PURCHASED SERVICES	15,000.00	0.00	0.00	0.00	0.00	15,000.00	15,000.00
10	E	---	---	255100	---	CONSTRUCTION	15,000.00	0.00	0.00	0.00	0.00	15,000.00	15,000.00
10	E	---	5--	255200	---	CAPITAL OBJECTS	0.00	35,479.97	35,479.97	0.00	0.00	35,479.97-	35,479.97-
10	E	---	---	255200	---	SITE REPAIRS	0.00	35,479.97	35,479.97	0.00	0.00	35,479.97-	35,479.97-
10	E	---	3--	255300	---	PURCHASED SERVICES	17,800.00	16,176.50	16,176.50	90.88	0.00	1,623.50	1,623.50
10	E	---	5--	255300	---	CAPITAL OBJECTS	588,381.00	50,205.85	78,351.05	13.32	172,151.95	337,878.00	510,029.95
10	E	---	---	255300	---	REMODELING	606,181.00	66,382.35	94,527.55	15.59	172,151.95	339,501.50	511,653.45
10	E	---	3--	255400	---	PURCHASED SERVICES	43,200.00	900.00	2,025.00	4.69	0.00	41,175.00	41,175.00
10	E	---	---	255400	---	RENTAL IN LIEU OF PURCHA	43,200.00	900.00	2,025.00	4.69	0.00	41,175.00	41,175.00
10	E	---	3--	256710	---	PURCHASED SERVICES	1,116,092.00	101,313.32	101,313.32	9.08	0.00	1,014,778.68	1,014,778.68
10	E	---	---	256710	---	CONTR TRANSPORTATION-FLE	1,116,092.00	101,313.32	101,313.32	9.08	0.00	1,014,778.68	1,014,778.68
10	E	---	3--	256720	---	PURCHASED SERVICES	15,000.00	939.42	939.42	6.26	0.00	14,060.58	14,060.58
10	E	---	---	256720	---	SHUTTLE SERVICE	15,000.00	939.42	939.42	6.26	0.00	14,060.58	14,060.58
10	E	---	3--	256741	---	PURCHASED SERVICES	17,000.00	2,358.35	2,358.35	13.87	0.00	14,641.65	14,641.65
10	E	---	---	256741	---	OTHER CO-CURRICULAR TRAV	17,000.00	2,358.35	2,358.35	13.87	0.00	14,641.65	14,641.65
10	E	---	3--	256742	---	PURCHASED SERVICES	103,000.00	30,263.89	29,213.89	28.36	0.00	73,786.11	73,786.11
10	E	---	---	256742	---	ATHLETIC TRANSPORTATION	103,000.00	30,263.89	29,213.89	28.36	0.00	73,786.11	73,786.11

MEDFORD AREA PUBLIC SCHOOL DISTRICT
SUMMARY EXPENDITURE BUDGET REPORT (Date: 9/2021)

Fd	T	Loc	Obj	Func	Prj	Obj	2021-22 Revised Budget	September 2021-22 Monthly Activity	2021-22 FYTD Activity	2021-22 FYTD %	Encumbered Amount	Unencumbered Balance	Unexpended Balance
10	E	---	3--	256770	---	PURCHASED SERVICES	28,000.00	1,512.22	1,512.22	5.40	0.00	26,487.78	26,487.78
10	E	---	---	256770	---	FIELD TRIPS	28,000.00	1,512.22	1,512.22	5.40	0.00	26,487.78	26,487.78
10	E	---	2--	259000	---	EMPLOYEE BENEFITS	0.00	742.67	1,485.34	0.00	0.00	1,485.34-	1,485.34-
10	E	---	---	259000	---	OTHER BUSINESS ADMINISTR	0.00	742.67	1,485.34	0.00	0.00	1,485.34-	1,485.34-
10	E	---	3--	260000	---	PURCHASED SERVICES	111,800.00	9,560.03	17,388.45	15.55	0.00	94,411.55	94,411.55
10	E	---	4--	260000	---	NON-CAPITAL OBJECTS	29,000.00	2,574.26	2,574.26	8.88	657.75	25,767.99	26,425.74
10	E	---	---	260000	---	CENTRAL SERVICES	140,800.00	12,134.29	19,962.71	14.18	657.75	120,179.54	120,837.29
10	E	---	7--	270000	---	INSURANCE AND JUDGEMENTS	217,294.00	61,890.36	61,890.36	28.48	0.00	155,403.64	155,403.64
10	E	---	---	270000	---	INSURANCE AND JUDGMENTS	217,294.00	61,890.36	61,890.36	28.48	0.00	155,403.64	155,403.64
10	E	---	6--	280000	---	DEBT REITREMENT	40,000.00	0.00	0.00	0.00	0.00	40,000.00	40,000.00
10	E	---	---	280000	---	DEBT SERVICES	40,000.00	0.00	0.00	0.00	0.00	40,000.00	40,000.00
10	E	---	2--	291000	---	EMPLOYEE BENEFITS	250,000.00	0.00	0.00	0.00	0.00	250,000.00	250,000.00
10	E	---	---	291000	---	EARLY RETIREMENT BENEFIT	250,000.00	0.00	0.00	0.00	0.00	250,000.00	250,000.00
10	E	---	3--	292000	---	PURCHASED SERVICES	3,920.00	0.00	0.00	0.00	0.00	3,920.00	3,920.00
10	E	---	---	292000	---	OTHER RETIREE PAYMENTS	3,920.00	0.00	0.00	0.00	0.00	3,920.00	3,920.00
10	E	---	1--	295000	---	SALARIES	64,225.00	22,462.42	37,142.54	57.83	0.00	27,082.46	27,082.46
10	E	---	2--	295000	---	EMPLOYEE BENEFITS	40,099.00	7,442.54	16,066.77	40.07	0.00	24,032.23	24,032.23
10	E	---	3--	295000	---	PURCHASED SERVICES	162,697.00	20,359.79	219,146.97	134.70	8,585.00	65,034.97-	56,449.97-
10	E	---	4--	295000	---	NON-CAPITAL OBJECTS	57,130.00	1,463.67	10,865.76	19.02	711.27	45,552.97	46,264.24
10	E	---	---	295000	---	ADMINISTRATIVE TECHNOLOG	324,151.00	51,728.42	283,222.04	87.37	9,296.27	31,632.69	40,928.96
10	E	---	3--	299000	---	PURCHASED SERVICES	0.00	908.00	908.00	0.00	0.00	908.00-	908.00-
10	E	---	---	299000	---	MISCELLANEOUS	0.00	908.00	908.00	0.00	0.00	908.00-	908.00-
10	E	---	---	2-----	---	SUPPORT SERVICES	9,270,082.08	873,890.69	1,835,052.24	19.80	766,491.21	6,668,538.63	7,435,029.84
10	E	---	8--	411000	---	OPERATING TRANSFER - OUT	10,671,186.00	0.00	0.00	0.00	0.00	10,671,186.00	10,671,186.00
10	E	---	---	411000	---	TRANSFER FROM FUND 10	10,671,186.00	0.00	0.00	0.00	0.00	10,671,186.00	10,671,186.00
10	E	---	3--	431000	---	PURCHASED SERVICES	5,000.00	0.00	0.00	0.00	0.00	5,000.00	5,000.00
10	E	---	---	431000	---	GENERAL TUITION PAYMENTS	5,000.00	0.00	0.00	0.00	0.00	5,000.00	5,000.00
10	E	---	3--	435000	---	PURCHASED SERVICES	425,000.00	0.00	0.00	0.00	0.00	425,000.00	425,000.00

Fd	T	Loc	Obj	Func	Prj	Obj	2021-22 Revised Budget	September 2021-22 Monthly Activity	2021-22 FYTD Activity	2021-22 FYTD %	Encumbered Amount	Unencumbered Balance	Unexpended Balance
10	E	---	---	435000	---	OPEN ENROLLMENT PAYMENTS	425,000.00	0.00	0.00	0.00	0.00	425,000.00	425,000.00
10	E	---	3--	438000	---	PURCHASED SERVICES	344,338.00	0.00	0.00	0.00	0.00	344,338.00	344,338.00
10	E	---	---	438000	---	GENERAL AID REDUCTION	344,338.00	0.00	0.00	0.00	0.00	344,338.00	344,338.00
10	E	---	---	4-----	---	NON-PROGRAM TRANSACTIONS	11,445,524.00	0.00	0.00	0.00	0.00	11,445,524.00	11,445,524.00
10	-	---	---	-----	---	GENERAL FUND	33,628,850.04	1,848,325.58	3,375,190.01	10.04	984,076.36	29,269,583.67	30,253,660.03

Fd	T	Loc	Obj	Func	Prj	Obj	2021-22	September	2021-22	2021-22	2021-22	Encumbered	Unencumbered	Unexpended
							Revised Budget	Monthly Activity	FYTD Activity	FYTD %	Amount	Balance	Balance	
21	E	---	4--	110000	---	NON-CAPITAL OBJECTS	0.00	0.00	0.00	0.00		130.00	130.00-	0.00
21	E	---	---	110000	---	UNDIFFERENTIATED CURRICU	0.00	0.00	0.00	0.00		130.00	130.00-	0.00
21	E	---	3--	120000	---	PURCHASED SERVICES	0.00	0.00	1,710.00	0.00		0.00	1,710.00-	1,710.00-
21	E	---	4--	120000	---	NON-CAPITAL OBJECTS	0.00	7,491.36	9,894.88	0.00		643.83	10,538.71-	9,894.88-
21	E	---	---	120000	---	REGULAR CURRICULUM	0.00	7,491.36	11,604.88	0.00		643.83	12,248.71-	11,604.88-
21	E	---	4--	125500	---	NON-CAPITAL OBJECTS	0.00	115.00	115.00	0.00		0.00	115.00-	115.00-
21	E	---	---	125500	---	INSTRUMENTAL MUSIC	0.00	115.00	115.00	0.00		0.00	115.00-	115.00-
21	E	---	4--	126000	---	NON-CAPITAL OBJECTS	0.00	0.00	478.35	0.00		1,255.80	1,734.15-	478.35-
21	E	---	---	126000	---	SCIENCE	0.00	0.00	478.35	0.00		1,255.80	1,734.15-	478.35-
21	E	---	---	1-----	---	INSTRUCTION	0.00	7,606.36	12,198.23	0.00		2,029.63	14,227.86-	12,198.23-
21	E	---	4--	219000	---	NON-CAPITAL OBJECTS	0.00	25.98	25.98	0.00		0.00	25.98-	25.98-
21	E	---	---	219000	---	OTHER PUPIL SERVICES	0.00	25.98	25.98	0.00		0.00	25.98-	25.98-
21	E	---	3--	240000	---	PURCHASED SERVICES	0.00	1,384.40	2,344.76	0.00		0.00	2,344.76-	2,344.76-
21	E	---	4--	240000	---	NON-CAPITAL OBJECTS	0.00	5,581.99	7,021.24	0.00		130.00	7,151.24-	7,021.24-
21	E	---	9--	240000	---	OTHER EXPENDITURES	0.00	350.00	350.00	0.00		0.00	350.00-	350.00-
21	E	---	---	240000	---	BUILDING ADMINISTRATION	0.00	7,316.39	9,716.00	0.00		130.00	9,846.00-	9,716.00-
21	E	---	5--	255200	---	CAPITAL OBJECTS	0.00	60,382.03	60,382.03	0.00		0.00	60,382.03-	60,382.03-
21	E	---	---	255200	---	SITE REPAIRS	0.00	60,382.03	60,382.03	0.00		0.00	60,382.03-	60,382.03-
21	E	---	3--	256770	---	PURCHASED SERVICES	0.00	150.00	150.00	0.00		0.00	150.00-	150.00-
21	E	---	---	256770	---	FIELD TRIPS	0.00	150.00	150.00	0.00		0.00	150.00-	150.00-
21	E	---	---	2-----	---	SUPPORT SERVICES	0.00	67,874.40	70,274.01	0.00		130.00	70,404.01-	70,274.01-
21	-	---	---	-----	---	GIFT FUND	0.00	75,480.76	82,472.24	0.00		2,159.63	84,631.87-	82,472.24-

MEDFORD AREA PUBLIC SCHOOL DISTRICT
SUMMARY EXPENDITURE BUDGET REPORT (Date: 9/2021)

Fd	T	Loc	Obj	Func	Prj	Obj	2021-22	September	2021-22	2021-22	Encumbered	Unencumbered	Unexpended
							Revised Budget	Monthly Activity	FYTD Activity	FYTD %	Amount	Balance	Balance
27	E	---	1--	152000	---	SALARIES	46,000.00	3,833.34	3,833.34	8.33	0.00	42,166.66	42,166.66
27	E	---	2--	152000	---	EMPLOYEE BENEFITS	6,782.00	565.06	565.06	8.33	0.00	6,216.94	6,216.94
27	E	---	3--	152000	---	PURCHASED SERVICES	500.00	0.00	0.00	0.00	491.25	8.75	500.00
27	E	---	4--	152000	---	NON-CAPITAL OBJECTS	13,000.00	263.96	263.96	2.03	1,343.22	11,392.82	12,736.04
27	E	---	---	152000	---	EARLY CHILDHOOD	66,282.00	4,662.36	4,662.36	7.03	1,834.47	59,785.17	61,619.64
27	E	---	1--	156100	---	SALARIES	6,448.00	0.00	0.00	0.00	0.00	6,448.00	6,448.00
27	E	---	2--	156100	---	EMPLOYEE BENEFITS	2,421.00	0.00	0.00	0.00	0.00	2,421.00	2,421.00
27	E	---	---	156100	---	HEARING IMPAIRMENT DEAF/	8,869.00	0.00	0.00	0.00	0.00	8,869.00	8,869.00
27	E	---	1--	156110	---	SALARIES	30,705.00	2,370.83	2,370.83	7.72	0.00	28,334.17	28,334.17
27	E	---	2--	156110	---	EMPLOYEE BENEFITS	15,526.00	964.77	964.77	6.21	0.00	14,561.23	14,561.23
27	E	---	---	156110	---	HEARING IMPAIRMENT	46,231.00	3,335.60	3,335.60	7.22	0.00	42,895.40	42,895.40
27	E	---	1--	156600	---	SALARIES	404,024.00	33,668.76	61,299.68	15.17	0.00	342,724.32	342,724.32
27	E	---	2--	156600	---	EMPLOYEE BENEFITS	185,955.00	14,159.16	25,556.88	13.74	0.00	160,398.12	160,398.12
27	E	---	3--	156600	---	PURCHASED SERVICES	500.00	454.20	1,051.20	210.24	0.00	551.20-	551.20-
27	E	---	4--	156600	---	NON-CAPITAL OBJECTS	5,300.00	0.00	897.36	16.93	2,053.57	2,349.07	4,402.64
27	E	---	9--	156600	---	OTHER EXPENDITURES	1,060.00	0.00	0.00	0.00	0.00	1,060.00	1,060.00
27	E	---	---	156600	---	SPEECH/LANGUAGE	596,839.00	48,282.12	88,805.12	14.88	2,053.57	505,980.31	508,033.88
27	E	---	4--	158200	---	NON-CAPITAL OBJECTS	0.00	117.69	117.69	0.00	0.00	117.69-	117.69-
27	E	---	---	158200	---	LEARNING DISABILITIES	0.00	117.69	117.69	0.00	0.00	117.69-	117.69-
27	E	---	1--	158700	---	SALARIES	2,135,898.00	165,485.72	300,812.84	14.08	0.00	1,835,085.16	1,835,085.16
27	E	---	2--	158700	---	EMPLOYEE BENEFITS	1,019,596.00	81,632.13	139,513.44	13.68	0.00	880,082.56	880,082.56
27	E	---	3--	158700	---	PURCHASED SERVICES	21,000.00	0.00	1,300.00	6.19	0.00	19,700.00	19,700.00
27	E	---	4--	158700	---	NON-CAPITAL OBJECTS	73,030.00	5,658.38	19,943.08	27.31	12,898.02	40,188.90	53,086.92
27	E	---	5--	158700	---	CAPITAL OBJECTS	50,000.00	0.00	0.00	0.00	0.00	50,000.00	50,000.00
27	E	---	9--	158700	---	OTHER EXPENDITURES	1,000.00	0.00	256.00-	25.60-	0.00	1,256.00	1,256.00
27	E	---	---	158700	---	CROSS CATEGORICAL	3,300,524.00	252,776.23	461,313.36	13.98	12,898.02	2,826,312.62	2,839,210.64
27	E	---	4--	158777	---	NON-CAPITAL OBJECTS	0.00	0.00	0.00	0.00	351.72	351.72-	0.00
27	E	---	---	158777	---	RVA CROSS CATEGORICAL	0.00	0.00	0.00	0.00	351.72	351.72-	0.00
27	E	---	9--	159100	---	OTHER EXPENDITURES	2,000.00	800.00	800.00	40.00	0.00	1,200.00	1,200.00
27	E	---	---	159100	---	SPECIAL ED ASSISTANTS	2,000.00	800.00	800.00	40.00	0.00	1,200.00	1,200.00
27	E	---	1--	159180	---	SALARIES	663,669.00	52,187.13	52,409.82	7.90	0.00	611,259.18	611,259.18
27	E	---	2--	159180	---	EMPLOYEE BENEFITS	502,720.02	24,978.84	25,011.50	4.98	0.00	477,708.52	477,708.52

Fd	T	Loc	Obj	Func	Prj	Obj	2021-22	September	2021-22	2021-22	Encumbered	Unencumbered	Unexpended
							Revised Budget	Monthly Activity	FYTD Activity	FYTD %	Amount	Balance	Balance
27	E	---	---	159180	---	CROSS CATEGORICAL - ASST	1,166,389.02	77,165.97	77,421.32	6.64	0.00	1,088,967.70	1,088,967.70
27	E	---	1--	159300	---	SALARIES	28,889.00	2,407.42	2,407.42	8.33	0.00	26,481.58	26,481.58
27	E	---	2--	159300	---	EMPLOYEE BENEFITS	14,317.00	1,158.42	1,158.42	8.09	0.00	13,158.58	13,158.58
27	E	---	4--	159300	---	NON-CAPITAL OBJECTS	0.00	0.00	0.00	0.00	150.00	150.00-	0.00
27	E	---	---	159300	---	ADAPTIVE PHY ED	43,206.00	3,565.84	3,565.84	8.25	150.00	39,490.16	39,640.16
27	E	---	---	1-----	---	INSTRUCTION	5,230,340.02	390,705.81	640,021.29	12.24	17,287.78	4,573,030.95	4,590,318.73
27	E	---	1--	212000	---	SALARIES	95,900.00	4,041.68	4,041.68	4.21	0.00	91,858.32	91,858.32
27	E	---	2--	212000	---	EMPLOYEE BENEFITS	59,411.00	2,482.52	2,482.52	4.18	0.00	56,928.48	56,928.48
27	E	---	---	212000	---	SOCIAL WORK	155,311.00	6,524.20	6,524.20	4.20	0.00	148,786.80	148,786.80
27	E	---	1--	215000	---	SALARIES	317,970.00	28,351.77	49,961.93	15.71	0.00	268,008.07	268,008.07
27	E	---	2--	215000	---	EMPLOYEE BENEFITS	153,422.00	12,678.61	21,672.91	14.13	0.00	131,749.09	131,749.09
27	E	---	4--	215000	---	NON-CAPITAL OBJECTS	3,000.00	190.00	190.00	6.33	0.00	2,810.00	2,810.00
27	E	---	---	215000	---	PSYCHOLOGICAL SERVICES	474,392.00	41,220.38	71,824.84	15.14	0.00	402,567.16	402,567.16
27	E	---	4--	215200	---	NON-CAPITAL OBJECTS	3,850.00	0.00	0.00	0.00	0.00	3,850.00	3,850.00
27	E	---	---	215200	---	DIRECT PSYCHOLOGICAL SER	3,850.00	0.00	0.00	0.00	0.00	3,850.00	3,850.00
27	E	---	1--	218100	---	SALARIES	228,981.00	19,273.44	40,394.32	17.64	0.00	188,586.68	188,586.68
27	E	---	2--	218100	---	EMPLOYEE BENEFITS	126,356.00	5,311.47	11,577.94	9.16	0.00	114,778.06	114,778.06
27	E	---	3--	218100	---	PURCHASED SERVICES	14,100.00	200.00	200.00	1.42	0.00	13,900.00	13,900.00
27	E	---	4--	218100	---	NON-CAPITAL OBJECTS	5,500.00	1,924.63	1,924.63	34.99	1,102.21	2,473.16	3,575.37
27	E	---	---	218100	---	OCCUPATIONAL THERAPY	374,937.00	26,709.54	54,096.89	14.43	1,102.21	319,737.90	320,840.11
27	E	---	1--	218200	---	SALARIES	68,043.00	5,670.26	5,670.26	8.33	0.00	62,372.74	62,372.74
27	E	---	2--	218200	---	EMPLOYEE BENEFITS	33,416.00	2,726.01	2,726.01	8.16	0.00	30,689.99	30,689.99
27	E	---	3--	218200	---	PURCHASED SERVICES	500.00	0.00	0.00	0.00	0.00	500.00	500.00
27	E	---	4--	218200	---	NON-CAPITAL OBJECTS	3,000.00	0.00	165.00	5.50	3,956.31	1,121.31-	2,835.00
27	E	---	5--	218200	---	CAPITAL OBJECTS	5,000.00	0.00	0.00	0.00	7,752.60	2,752.60-	5,000.00
27	E	---	---	218200	---	PHYSICAL THERAPY	109,959.00	8,396.27	8,561.27	7.79	11,708.91	89,688.82	101,397.73
27	E	---	1--	221200	---	SALARIES	0.00	107.88	107.88	0.00	0.00	107.88-	107.88-
27	E	---	2--	221200	---	EMPLOYEE BENEFITS	0.00	11.35	11.35	0.00	0.00	11.35-	11.35-
27	E	---	3--	221200	---	PURCHASED SERVICES	4,000.00	0.00	0.00	0.00	0.00	4,000.00	4,000.00
27	E	---	---	221200	---	CURRICULUM DEVELOPMENT	4,000.00	119.23	119.23	2.98	0.00	3,880.77	3,880.77
27	E	---	1--	221300	---	SALARIES	0.00	10,310.07	12,197.43	0.00	0.00	12,197.43-	12,197.43-

Fd	T	Loc	Obj	Func	Prj	Obj	2021-22	September 2021-22	2021-22	2021-22	Encumbered	Unencumbered	Unexpended
							Revised Budget	Monthly Activity	FYTD Activity	FYTD %	Amount	Balance	Balance
27	E	---	2--	221300	---	EMPLOYEE BENEFITS	5,000.00	1,833.16	3,213.58	64.27	0.00	1,786.42	1,786.42
27	E	---	3--	221300	---	PURCHASED SERVICES	27,250.00	0.00	884.00	3.24	0.00	26,366.00	26,366.00
27	E	---	4--	221300	---	NON-CAPITAL OBJECTS	5,000.00	327.18	774.68	15.49	0.00	4,225.32	4,225.32
27	E	---	---	221300	---	INSTRUCTIONAL STAFF TRAI	37,250.00	12,470.41	17,069.69	45.82	0.00	20,180.31	20,180.31
27	E	---	1--	221900	---	SALARIES	0.00	81.81	1,553.22	0.00	0.00	1,553.22-	1,553.22-
27	E	---	2--	221900	---	EMPLOYEE BENEFITS	0.00	11.49	223.39	0.00	0.00	223.39-	223.39-
27	E	---	4--	221900	---	NON-CAPITAL OBJECTS	1,300.00	0.00	732.31	56.33	0.00	567.69	567.69
27	E	---	---	221900	---	OTHER IMPROVEMENT OF INS	1,300.00	93.30	2,508.92	192.99	0.00	1,208.92-	1,208.92-
27	E	---	1--	223300	---	SALARIES	111,840.00	9,320.00	27,960.00	25.00	0.00	83,880.00	83,880.00
27	E	---	2--	223300	---	EMPLOYEE BENEFITS	27,222.00	2,224.38	6,669.22	24.50	0.00	20,552.78	20,552.78
27	E	---	3--	223300	---	PURCHASED SERVICES	500.00	0.00	3,412.00	682.40	0.00	2,912.00-	2,912.00-
27	E	---	4--	223300	---	NON-CAPITAL OBJECTS	1,000.00	0.00	0.00	0.00	0.00	1,000.00	1,000.00
27	E	---	---	223300	---	SUP/COOR EXCEPTIONAL EDU	140,562.00	11,544.38	38,041.22	27.06	0.00	102,520.78	102,520.78
27	E	---	1--	223390	---	SALARIES	37,146.00	3,197.77	8,272.38	22.27	0.00	28,873.62	28,873.62
27	E	---	2--	223390	---	EMPLOYEE BENEFITS	26,759.00	2,171.42	5,467.66	20.43	0.00	21,291.34	21,291.34
27	E	---	3--	223390	---	PURCHASED SERVICES	0.00	920.00	920.00	0.00	0.00	920.00-	920.00-
27	E	---	---	223390	---	SPECIAL ED SUPERIVSION &	63,905.00	6,289.19	14,660.04	22.94	0.00	49,244.96	49,244.96
27	E	---	1--	252000	---	SALARIES	0.00	11.12-	0.00	0.00	0.00	0.00	0.00
27	E	---	2--	252000	---	EMPLOYEE BENEFITS	0.00	1.55-	0.00	0.00	0.00	0.00	0.00
27	E	---	3--	252000	---	PURCHASED SERVICES	0.00	0.00	11,298.00	0.00	0.00	11,298.00-	11,298.00-
27	E	---	---	252000	---	FISCAL	0.00	12.67-	11,298.00	0.00	0.00	11,298.00-	11,298.00-
27	E	---	3--	254490	---	PURCHASED SERVICES	0.00	186.89	186.89	0.00	0.00	186.89-	186.89-
27	E	---	---	254490	---	OTHER EQUIPMENT REPAIRS	0.00	186.89	186.89	0.00	0.00	186.89-	186.89-
27	E	---	5--	255200	---	CAPITAL OBJECTS	50,000.00	50,000.00	50,000.00	100.00	0.00	0.00	0.00
27	E	---	---	255200	---	SITE REPAIRS	50,000.00	50,000.00	50,000.00	100.00	0.00	0.00	0.00
27	E	---	3--	255400	---	PURCHASED SERVICES	8,800.00	100.00	8,896.67	101.10	0.00	96.67-	96.67-
27	E	---	---	255400	---	RENTAL IN LIEU OF PURCHA	8,800.00	100.00	8,896.67	101.10	0.00	96.67-	96.67-
27	E	---	1--	256250	---	SALARIES	50,606.00	4,453.23	5,380.48	10.63	0.00	45,225.52	45,225.52
27	E	---	2--	256250	---	EMPLOYEE BENEFITS	44,405.00	2,597.97	2,731.50	6.15	0.00	41,673.50	41,673.50
27	E	---	3--	256250	---	PURCHASED SERVICES	27,000.00	1,511.77	1,511.77	5.60	0.00	25,488.23	25,488.23
27	E	---	4--	256250	---	NON-CAPITAL OBJECTS	1,000.00	0.00	0.00	0.00	0.00	1,000.00	1,000.00
27	E	---	---	256250	---	SP ED TRANSPORTATION - D	123,011.00	8,562.97	9,623.75	7.82	0.00	113,387.25	113,387.25

Fd	T	Loc	Obj	Func	Prj	Obj	2021-22	September	2021-22	2021-22	2021-22	Encumbered	Unencumbered	Unexpended
							Revised Budget	Monthly Activity	FYTD Activity	FYTD %	Amount	Balance	Balance	
27	E	---	3--	256770	---	PURCHASED SERVICES	3,300.00	0.00	0.00	0.00	0.00	0.00	3,300.00	3,300.00
27	E	---	---	256770	---	FIELD TRIPS	3,300.00	0.00	0.00	0.00	0.00	0.00	3,300.00	3,300.00
27	E	---	2--	259000	---	EMPLOYEE BENEFITS	0.00	185.67	371.34	0.00	0.00	0.00	371.34-	371.34-
27	E	---	---	259000	---	OTHER BUSINESS ADMINISTR	0.00	185.67	371.34	0.00	0.00	0.00	371.34-	371.34-
27	E	---	3--	263300	---	PURCHASED SERVICES	0.00	589.20	635.83	0.00	0.00	0.00	635.83-	635.83-
27	E	---	---	263300	---	PUBLIC INFORMATION	0.00	589.20	635.83	0.00	0.00	0.00	635.83-	635.83-
27	E	---	---	2-----	---	SUPPORT SERVICES	1,550,577.00	172,978.96	294,418.78	18.99	12,811.12	1,243,347.10	1,256,158.22	
27	E	---	3--	436611	---	PURCHASED SERVICES	51,110.00	12,527.50	12,527.50	24.51	0.00	38,582.50	38,582.50	
27	E	---	---	436611	---	HEARING IMPAIRMENT	51,110.00	12,527.50	12,527.50	24.51	0.00	38,582.50	38,582.50	
27	E	---	3--	436670	---	PURCHASED SERVICES	38,700.00	9,550.00	9,550.00	24.68	0.00	29,150.00	29,150.00	
27	E	---	---	436670	---	VISUAL IMPAIRMENT	38,700.00	9,550.00	9,550.00	24.68	0.00	29,150.00	29,150.00	
27	E	---	---	4-----	---	NON-PROGRAM TRANSACTIONS	89,810.00	22,077.50	22,077.50	24.58	0.00	67,732.50	67,732.50	
27	-	---	---	-----	---	SPECIAL EDUCATION FUND	6,870,727.02	585,762.27	956,517.57	13.92	30,098.90	5,884,110.55	5,914,209.45	

Fd	T	Loc	Obj	Func	Prj	Obj	2021-22	September	2021-22	2021-22	2021-22	Encumbered	Unencumbered	Unexpended
							Revised Budget	Monthly Activity	FYTD Activity	FYTD %	Amount	Balance	Balance	
38	E	---	6--	281000	---	DEBT REITREMENT	0.00	0.00	16,375.00	0.00	0.00	0.00	16,375.00-	16,375.00-
38	E	---	---	281000	---	LONG-TERM CAPITAL DEBT	0.00	0.00	16,375.00	0.00	0.00	0.00	16,375.00-	16,375.00-
38	E	---	6--	282000	---	DEBT REITREMENT	161,203.00	0.00	0.00	0.00	0.00	0.00	161,203.00	161,203.00
38	E	---	---	282000	---	REFINANCING	161,203.00	0.00	0.00	0.00	0.00	0.00	161,203.00	161,203.00
38	E	---	---	2-----	---	SUPPORT SERVICES	161,203.00	0.00	16,375.00	10.16	0.00	0.00	144,828.00	144,828.00
38	-	---	---	-----	---	Non-Referendum Debt Serv	161,203.00	0.00	16,375.00	10.16	0.00	0.00	144,828.00	144,828.00

Fd	T	Loc	Obj	Func	Prj	Obj	2021-22	September	2021-22	2021-22	2021-22	Encumbered	Unencumbered	Unexpended
							Revised Budget	Monthly Activity	FYTD Activity	FYTD %	Amount	Balance	Balance	
39	E	---	6--	281000	---	DEBT REITREMENT	451,300.00	20,950.00	20,950.00	4.64	0.00	430,350.00	430,350.00	
39	E	---	---	281000	---	LONG-TERM CAPITAL DEBT	451,300.00	20,950.00	20,950.00	4.64	0.00	430,350.00	430,350.00	
39	E	---	---	2-----	---	SUPPORT SERVICES	451,300.00	20,950.00	20,950.00	4.64	0.00	430,350.00	430,350.00	
39	-	---	---	-----	---	REFERENDUM APPROVED DEBT	451,300.00	20,950.00	20,950.00	4.64	0.00	430,350.00	430,350.00	

Fd	T	Loc	Obj	Func	Prj	Obj	2021-22	September	2021-22	2021-22	2021-22	Encumbered	Unencumbered	Unexpended
							Revised Budget	Monthly Activity	FYTD Activity	FYTD %	Amount	Balance	Balance	
49	E	---	3--	255300	---	PURCHASED SERVICES	0.00	91,886.43	162,699.09	0.00	8,129.84	170,828.93-	162,699.09-	
49	E	---	---	255300	---	REMODELING	0.00	91,886.43	162,699.09	0.00	8,129.84	170,828.93-	162,699.09-	
49	E	---	---	2-----	---	SUPPORT SERVICES	0.00	91,886.43	162,699.09	0.00	8,129.84	170,828.93-	162,699.09-	
49	-	---	---	-----	---	OTHER CAPITAL PROJECTS F	0.00	91,886.43	162,699.09	0.00	8,129.84	170,828.93-	162,699.09-	

Fd	T	Loc	Obj	Func	Prj	Obj	2021-22	September	2021-22	2021-22	Encumbered	Unencumbered	Unexpended
							Revised Budget	Monthly Activity	FYTD Activity	FYTD %	Amount	Balance	Balance
50	E	---	1--	257000	---	SALARIES	100,080.00	8,962.62	8,962.62	8.96	0.00	91,117.38	91,117.38
50	E	---	2--	257000	---	EMPLOYEE BENEFITS	64,027.00	3,598.07	3,598.07	5.62	0.00	60,428.93	60,428.93
50	E	---	3--	257000	---	PURCHASED SERVICES	1,316,000.00	398.25	89,907.31	6.83	0.00	1,226,092.69	1,226,092.69
50	E	---	9--	257000	---	OTHER EXPENDITURES	0.00	0.00	138.95-	0.00	0.00	138.95	138.95
50	E	---	---	257000	---	FOOD SERVICES	1,480,107.00	12,958.94	102,329.05	6.91	0.00	1,377,777.95	1,377,777.95
50	E	---	3--	295000	---	PURCHASED SERVICES	6,334.00	0.00	6,334.00	100.00	0.00	0.00	0.00
50	E	---	---	295000	---	ADMINISTRATIVE TECHNOLOG	6,334.00	0.00	6,334.00	100.00	0.00	0.00	0.00
50	E	---	---	2-----	---	SUPPORT SERVICES	1,486,441.00	12,958.94	108,663.05	7.31	0.00	1,377,777.95	1,377,777.95
50	-	---	---	-----	---	FOOD SERVICE FUND	1,486,441.00	12,958.94	108,663.05	7.31	0.00	1,377,777.95	1,377,777.95

Fd	T	Loc	Obj	Func	Prj	Obj	2021-22	September	2021-22	2021-22	2021-22	Encumbered	Unencumbered	Unexpended
							Revised Budget	Monthly Activity	FYTD Activity	FYTD %	Amount	Balance	Balance	
73	E	---	9--	420000	---	OTHER EXPENDITURES	0.00	1,347.33	559,100.17	0.00	0.00	559,100.17-	559,100.17-	
73	E	---	---	420000	---	TRUST FUND AWARD/SCHOLAR	0.00	1,347.33	559,100.17	0.00	0.00	559,100.17-	559,100.17-	
73	E	---	---	4-----	---	NON-PROGRAM TRANSACTIONS	0.00	1,347.33	559,100.17	0.00	0.00	559,100.17-	559,100.17-	
73	-	---	---	-----	---	FIDUCIARY FUND	0.00	1,347.33	559,100.17	0.00	0.00	559,100.17-	559,100.17-	

Fd	T	Loc	Obj	Func	Prj	Obj	2021-22	September	2021-22	2021-22	2021-22	Encumbered	Unencumbered	Unexpended
							Revised Budget	Monthly Activity	FYTD Activity	FYTD %	Amount	Balance	Balance	
80	E	---	1--	110000	---	SALARIES	18,000.00	0.00	0.00	0.00	0.00	0.00	18,000.00	18,000.00
80	E	---	---	110000	---	UNDIFFERENTIATED CURRICU	18,000.00	0.00	0.00	0.00	0.00	0.00	18,000.00	18,000.00
80	E	---	---	1-----	---	INSTRUCTION	18,000.00	0.00	0.00	0.00	0.00	0.00	18,000.00	18,000.00
80	E	---	1--	229000	---	SALARIES	0.00	25.00	25.00	0.00	0.00	0.00	25.00-	25.00-
80	E	---	2--	229000	---	EMPLOYEE BENEFITS	0.00	3.50	3.50	0.00	0.00	0.00	3.50-	3.50-
80	E	---	---	229000	---	OTHER INSTRUCTIONAL STAF	0.00	28.50	28.50	0.00	0.00	0.00	28.50-	28.50-
80	E	---	3--	230000	---	PURCHASED SERVICES	0.00	396.86	1,300.46	0.00	0.00	0.00	1,300.46-	1,300.46-
80	E	---	---	230000	---	GENERAL ADMINISTRATION	0.00	396.86	1,300.46	0.00	0.00	0.00	1,300.46-	1,300.46-
80	E	---	1--	232200	---	SALARIES	12,500.00	820.00	1,255.00	10.04	0.00	0.00	11,245.00	11,245.00
80	E	---	2--	232200	---	EMPLOYEE BENEFITS	1,185.00	84.31	117.59	9.92	0.00	0.00	1,067.41	1,067.41
80	E	---	3--	232200	---	PURCHASED SERVICES	45,500.00	0.00	0.00	0.00	0.00	0.00	45,500.00	45,500.00
80	E	---	---	232200	---	COMMUNITY RELATIONS	59,185.00	904.31	1,372.59	2.32	0.00	0.00	57,812.41	57,812.41
80	E	---	1--	240000	---	SALARIES	55,700.00	3,891.21	3,907.64	7.02	0.00	0.00	51,792.36	51,792.36
80	E	---	2--	240000	---	EMPLOYEE BENEFITS	16,100.00	430.92	431.03	2.68	0.00	0.00	15,668.97	15,668.97
80	E	---	3--	240000	---	PURCHASED SERVICES	30,000.00	0.00	0.00	0.00	0.00	0.00	30,000.00	30,000.00
80	E	---	4--	240000	---	NON-CAPITAL OBJECTS	5,000.00	620.22	752.46	15.05	553.31	553.31	3,694.23	4,247.54
80	E	---	9--	240000	---	OTHER EXPENDITURES	0.00	50.00	50.00	0.00	0.00	0.00	50.00-	50.00-
80	E	---	---	240000	---	BUILDING ADMINISTRATION	106,800.00	4,992.35	5,141.13	4.81	553.31	553.31	101,105.56	101,658.87
80	E	---	3--	253000	---	PURCHASED SERVICES	0.00	0.00	2,700.00	0.00	2,700.00-	2,700.00-	0.00	2,700.00-
80	E	---	---	253000	---	OPERATION	0.00	0.00	2,700.00	0.00	2,700.00-	2,700.00-	0.00	2,700.00-
80	E	---	3--	254200	---	PURCHASED SERVICES	0.00	0.00	0.00	0.00	29,400.00	29,400.00	29,400.00-	0.00
80	E	---	---	254200	---	SITE REPAIRS	0.00	0.00	0.00	0.00	29,400.00	29,400.00	29,400.00-	0.00
80	E	---	4--	254490	---	NON-CAPITAL OBJECTS	10,000.00	0.00	0.00	0.00	34.99	34.99	9,965.01	10,000.00
80	E	---	---	254490	---	OTHER EQUIPMENT REPAIRS	10,000.00	0.00	0.00	0.00	34.99	34.99	9,965.01	10,000.00
80	E	---	3--	256790	---	PURCHASED SERVICES	27,210.00	4,425.62	4,425.62	16.26	0.00	0.00	22,784.38	22,784.38
80	E	---	---	256790	---	OTHER CONTRACTED TRANSP	27,210.00	4,425.62	4,425.62	16.26	0.00	0.00	22,784.38	22,784.38
80	E	---	---	2-----	---	SUPPORT SERVICES	203,195.00	10,747.64	14,968.30	7.37	27,288.30	27,288.30	160,938.40	188,226.70
80	E	---	1--	390000	---	SALARIES	174,537.00	29,586.18	33,673.55	19.29	0.00	0.00	140,863.45	140,863.45
80	E	---	2--	390000	---	EMPLOYEE BENEFITS	29,140.00	5,824.63	6,309.70	21.65	0.00	0.00	22,830.30	22,830.30

Fd	T	Loc	Obj	Func	Prj	Obj	2021-22	September	2021-22	2021-22	Encumbered	Unencumbered	Unexpended
							Revised Budget	Monthly Activity	FYTD Activity	FYTD %	Amount	Balance	Balance
80	E	---	3--	390000	---	PURCHASED SERVICES	0.00	16,847.75	19,841.77	0.00	0.00	19,841.77-	19,841.77-
80	E	---	4--	390000	---	NON-CAPITAL OBJECTS	0.00	850.00	880.97	0.00	1,805.90	2,686.87-	880.97-
80	E	---	9--	390000	---	OTHER EXPENDITURES	0.00	300.00	325.00	0.00	0.00	325.00-	325.00-
80	E	---	---	390000	---	COMMUNITY SERVICES - OTH	203,677.00	53,408.56	61,030.99	29.96	1,805.90	140,840.11	142,646.01
80	E	---	1--	393000	---	SALARIES	78,000.00	2,453.32	4,631.96	5.94	0.00	73,368.04	73,368.04
80	E	---	2--	393000	---	EMPLOYEE BENEFITS	11,276.00	280.73	631.36	5.60	0.00	10,644.64	10,644.64
80	E	---	3--	393000	---	PURCHASED SERVICES	11,700.00	1,242.00	1,242.00	10.62	0.00	10,458.00	10,458.00
80	E	---	4--	393000	---	NON-CAPITAL OBJECTS	11,090.00	280.00	280.00	2.52	2,000.00	8,810.00	10,810.00
80	E	---	9--	393000	---	OTHER EXPENDITURES	450.00	550.00	550.00	122.22	0.00	100.00-	100.00-
80	E	---	---	393000	---	RECREATION ATHLETIC COMM	112,516.00	4,806.05	7,335.32	6.52	2,000.00	103,180.68	105,180.68
80	E	---	---	3-----	---	COMMUNITY SERVICES	316,193.00	58,214.61	68,366.31	21.62	3,805.90	244,020.79	247,826.69
80	-	---	---	-----	---	COMMUNITY SERVICE FUND	537,388.00	68,962.25	83,334.61	15.51	31,094.20	422,959.19	454,053.39

MEDFORD AREA PUBLIC SCHOOL DISTRICT
SUMMARY EXPENDITURE BUDGET REPORT (Date: 9/2021)

Fd	T	Loc	Obj	Func	Prj	Obj	2021-22	September 2021-22	2021-22	2021-22	Encumbered	Unencumbered	Unexpended
							Revised Budget	Monthly Activity	FYTD Activity	FYTD %	Amount	Balance	Balance
99	E	---	1--	110000	---	SALARIES	1,297,995.00	125,464.21	334,678.53	25.78	0.00	963,316.47	963,316.47
99	E	---	2--	110000	---	EMPLOYEE BENEFITS	634,812.00	54,426.91	152,600.96	24.04	0.00	482,211.04	482,211.04
99	E	---	3--	110000	---	PURCHASED SERVICES	310,000.00	68,164.94	69,329.42	22.36	2,069.97	238,600.61	240,670.58
99	E	---	4--	110000	---	NON-CAPITAL OBJECTS	650,000.00	208,828.71	437,744.03	67.35	74,865.57	137,390.40	212,255.97
99	E	---	9--	110000	---	OTHER EXPENDITURES	0.00	2,042.88	2,527.21	0.00	0.00	2,527.21-	2,527.21-
99	E	---	---	110000	---	UNDIFFERENTIATED CURRICU	2,892,807.00	458,927.65	996,880.15	34.46	76,935.54	1,818,991.31	1,895,926.85
99	E	---	1--	121000	---	SALARIES	110,300.00	9,191.68	27,575.04	25.00	0.00	82,724.96	82,724.96
99	E	---	2--	121000	---	EMPLOYEE BENEFITS	49,424.00	4,000.64	12,005.45	24.29	0.00	37,418.55	37,418.55
99	E	---	---	121000	---	ART	159,724.00	13,192.32	39,580.49	24.78	0.00	120,143.51	120,143.51
99	E	---	1--	122000	---	SALARIES	196,200.00	11,916.70	40,183.44	20.48	0.00	156,016.56	156,016.56
99	E	---	2--	122000	---	EMPLOYEE BENEFITS	39,810.00	4,451.08	10,224.44	25.68	0.00	29,585.56	29,585.56
99	E	---	---	122000	---	ENGLISH LANGUAGE	236,010.00	16,367.78	50,407.88	21.36	0.00	185,602.12	185,602.12
99	E	---	1--	123219	---	SALARIES	99,500.00	12,933.36	31,795.35	31.96	0.00	67,704.65	67,704.65
99	E	---	2--	123219	---	EMPLOYEE BENEFITS	38,053.00	4,871.52	11,363.86	29.86	0.00	26,689.14	26,689.14
99	E	---	---	123219	---	SPANISH	137,553.00	17,804.88	43,159.21	31.38	0.00	94,393.79	94,393.79
99	E	---	1--	124000	---	SALARIES	149,100.00	12,425.02	37,275.06	25.00	0.00	111,824.94	111,824.94
99	E	---	2--	124000	---	EMPLOYEE BENEFITS	64,451.00	5,192.64	15,535.85	24.10	0.00	48,915.15	48,915.15
99	E	---	---	124000	---	MATHEMATICS	213,551.00	17,617.66	52,810.91	24.73	0.00	160,740.09	160,740.09
99	E	---	1--	126000	---	SALARIES	161,085.00	13,705.88	40,553.44	25.18	0.00	120,531.56	120,531.56
99	E	---	2--	126000	---	EMPLOYEE BENEFITS	81,407.00	6,581.16	19,675.92	24.17	0.00	61,731.08	61,731.08
99	E	---	---	126000	---	SCIENCE	242,492.00	20,287.04	60,229.36	24.84	0.00	182,262.64	182,262.64
99	E	---	1--	127000	---	SALARIES	158,356.00	13,196.34	39,589.02	25.00	0.00	118,766.98	118,766.98
99	E	---	2--	127000	---	EMPLOYEE BENEFITS	81,006.00	6,551.20	19,662.93	24.27	0.00	61,343.07	61,343.07
99	E	---	---	127000	---	SOCIAL SCIENCE	239,362.00	19,747.54	59,251.95	24.75	0.00	180,110.05	180,110.05
99	E	---	3--	129100	---	PURCHASED SERVICES	8,600.00	0.00	849.85	9.88	7,942.80	192.65-	7,750.15
99	E	---	4--	129100	---	NON-CAPITAL OBJECTS	1,800.00	49.27	534.37	29.69	519.83	745.80	1,265.63
99	E	---	---	129100	---	CAREER DEVELOPMENT - MAS	10,400.00	49.27	1,384.22	13.31	8,462.63	553.15	9,015.78
99	E	---	1--	132000	---	SALARIES	42,400.00	3,533.34	10,600.02	25.00	0.00	31,799.98	31,799.98
99	E	---	2--	132000	---	EMPLOYEE BENEFITS	6,250.00	520.80	1,562.41	25.00	0.00	4,687.59	4,687.59
99	E	---	---	132000	---	BUSINESS OCCUPATIONS	48,650.00	4,054.14	12,162.43	25.00	0.00	36,487.57	36,487.57
99	E	---	1--	143000	---	SALARIES	116,245.00	13,337.10	38,584.48	33.19	0.00	77,660.52	77,660.52

MEDFORD AREA PUBLIC SCHOOL DISTRICT
SUMMARY EXPENDITURE BUDGET REPORT (Date: 9/2021)

Fd	T	Loc	Obj	Func	Prj	Obj	2021-22	September	2021-22	2021-22	Encumbered	Unencumbered	Unexpended
							Revised Budget	Monthly Activity	FYTD Activity	FYTD %	Amount	Balance	Balance
99	E	---	2--	143000	---	EMPLOYEE BENEFITS	49,790.00	5,392.66	15,136.30	30.40	0.00	34,653.70	34,653.70
99	E	---	---	143000	---	PHYSICAL EDUCATION	166,035.00	18,729.76	53,720.78	32.36	0.00	112,314.22	112,314.22
99	E	---	4--	161000	---	NON-CAPITAL OBJECTS	15,000.00	0.00	14.84	0.10	0.00	14,985.16	14,985.16
99	E	---	---	161000	---	CO-CURRICULAR ACADEMIC	15,000.00	0.00	14.84	0.10	0.00	14,985.16	14,985.16
99	E	---	4--	162000	---	NON-CAPITAL OBJECTS	15,000.00	0.00	0.00	0.00	0.00	15,000.00	15,000.00
99	E	---	---	162000	---	CO-CURRICULAR ATHLETICS	15,000.00	0.00	0.00	0.00	0.00	15,000.00	15,000.00
99	E	---	---	1-----	---	INSTRUCTION	4,376,584.00	586,778.04	1,369,602.22	31.29	85,398.17	2,921,583.61	3,006,981.78
99	E	---	1--	213000	---	SALARIES	98,100.00	8,175.02	24,525.06	25.00	0.00	73,574.94	73,574.94
99	E	---	2--	213000	---	EMPLOYEE BENEFITS	61,231.00	4,968.06	14,911.08	24.35	0.00	46,319.92	46,319.92
99	E	---	---	213000	---	PUPIL SERVICES - GUIDANC	159,331.00	13,143.08	39,436.14	24.75	0.00	119,894.86	119,894.86
99	E	---	1--	215000	---	SALARIES	24,698.00	2,058.10	6,174.30	25.00	0.00	18,523.70	18,523.70
99	E	---	2--	215000	---	EMPLOYEE BENEFITS	10,574.00	856.18	2,569.42	24.30	0.00	8,004.58	8,004.58
99	E	---	---	215000	---	PSYCHOLOGICAL SERVICES	35,272.00	2,914.28	8,743.72	24.79	0.00	26,528.28	26,528.28
99	E	---	3--	219000	---	PURCHASED SERVICES	868,000.00	0.00	0.00	0.00	0.00	868,000.00	868,000.00
99	E	---	4--	219000	---	NON-CAPITAL OBJECTS	20,000.00	0.00	2,450.00	12.25	0.00	17,550.00	17,550.00
99	E	---	9--	219000	---	OTHER EXPENDITURES	0.00	192.00	192.00	0.00	0.00	192.00-	192.00-
99	E	---	---	219000	---	OTHER PUPIL SERVICES	888,000.00	192.00	2,642.00	0.30	0.00	885,358.00	885,358.00
99	E	---	3--	221000	---	PURCHASED SERVICES	0.00	830.94	1,589.57	0.00	0.00	1,589.57-	1,589.57-
99	E	---	---	221000	---	IMPROVEMENT OF INSTRUC	0.00	830.94	1,589.57	0.00	0.00	1,589.57-	1,589.57-
99	E	---	1--	221200	---	SALARIES	916,495.00	35,086.00	156,698.10	17.10	0.00	759,796.90	759,796.90
99	E	---	2--	221200	---	EMPLOYEE BENEFITS	350,506.00	12,079.23	120,306.62	34.32	0.00	230,199.38	230,199.38
99	E	---	3--	221200	---	PURCHASED SERVICES	927,930.00	125,374.53	195,412.02	21.06	0.00	732,517.98	732,517.98
99	E	---	4--	221200	---	NON-CAPITAL OBJECTS	343,500.00	6,722.32	17,456.60	5.08	2,536.92	323,506.48	326,043.40
99	E	---	9--	221200	---	OTHER EXPENDITURES	25,000.00	20.00	811.00	3.24	0.00	24,189.00	24,189.00
99	E	---	---	221200	---	CURRICULUM DEVELOPMENT	2,563,431.00	179,282.08	490,684.34	19.14	2,536.92	2,070,209.74	2,072,746.66
99	E	---	2--	221300	---	EMPLOYEE BENEFITS	0.00	0.00	750.00	0.00	0.00	750.00-	750.00-
99	E	---	---	221300	---	INSTRUCTIONAL STAFF TRAI	0.00	0.00	750.00	0.00	0.00	750.00-	750.00-
99	E	---	3--	231500	---	PURCHASED SERVICES	0.00	116.00	937.00	0.00	0.00	937.00-	937.00-
99	E	---	---	231500	---	BOARD OF EDUCATION - LEG	0.00	116.00	937.00	0.00	0.00	937.00-	937.00-

Fd	T	Loc	Obj	Func	Prj	Obj	2021-22	September 2021-22	2021-22	2021-22	Encumbered	Unencumbered	Unexpended
							Revised Budget	Monthly Activity	FYTD Activity	FYTD %	Amount	Balance	Balance
99	E	---	1--	235000	---	SALARIES	119,032.00	9,919.34	29,758.02	25.00	0.00	89,273.98	89,273.98
99	E	---	2--	235000	---	EMPLOYEE BENEFITS	38,670.00	3,140.82	9,424.01	24.37	0.00	29,245.99	29,245.99
99	E	---	---	235000	---	CHARTER AUTHORIZER OP. C	157,702.00	13,060.16	39,182.03	24.85	0.00	118,519.97	118,519.97
99	E	---	1--	239000	---	SALARIES	64,141.00	5,345.10	16,035.30	25.00	0.00	48,105.70	48,105.70
99	E	---	2--	239000	---	EMPLOYEE BENEFITS	32,841.00	2,677.68	8,034.96	24.47	0.00	24,806.04	24,806.04
99	E	---	---	239000	---	OTHER GENERAL ADMINISTRA	96,982.00	8,022.78	24,070.26	24.82	0.00	72,911.74	72,911.74
99	E	---	1--	240000	---	SALARIES	395,662.00	35,572.94	95,241.57	24.07	0.00	300,420.43	300,420.43
99	E	---	2--	240000	---	EMPLOYEE BENEFITS	254,479.00	21,247.05	56,209.54	22.09	0.00	198,269.46	198,269.46
99	E	---	5--	240000	---	CAPITAL OBJECTS	96,000.00	0.00	28,340.89	29.52	0.00	67,659.11	67,659.11
99	E	---	---	240000	---	BUILDING ADMINISTRATION	746,141.00	56,819.99	179,792.00	24.10	0.00	566,349.00	566,349.00
99	E	---	1--	253000	---	SALARIES	7,156.00	596.34	1,789.02	25.00	0.00	5,366.98	5,366.98
99	E	---	2--	253000	---	EMPLOYEE BENEFITS	2,140.00	172.90	518.70	24.24	0.00	1,621.30	1,621.30
99	E	---	3--	253000	---	PURCHASED SERVICES	0.00	140.78	378.46	0.00	0.00	378.46-	378.46-
99	E	---	---	253000	---	OPERATION	9,296.00	910.02	2,686.18	28.90	0.00	6,609.82	6,609.82
99	E	---	3--	255400	---	PURCHASED SERVICES	19,000.00	3,060.00	26,675.96	140.40	0.00	7,675.96-	7,675.96-
99	E	---	---	255400	---	RENTAL IN LIEU OF PURCHA	19,000.00	3,060.00	26,675.96	140.40	0.00	7,675.96-	7,675.96-
99	E	---	7--	270000	---	INSURANCE AND JUDGEMENTS	34,370.00	0.00	0.00	0.00	0.00	34,370.00	34,370.00
99	E	---	---	270000	---	INSURANCE AND JUDGMENTS	34,370.00	0.00	0.00	0.00	0.00	34,370.00	34,370.00
99	E	---	6--	280000	---	DEBT REITREMENT	60,000.00	0.00	0.00	0.00	0.00	60,000.00	60,000.00
99	E	---	---	280000	---	DEBT SERVICES	60,000.00	0.00	0.00	0.00	0.00	60,000.00	60,000.00
99	E	---	1--	295000	---	SALARIES	55,700.00	4,941.68	14,225.04	25.54	0.00	41,474.96	41,474.96
99	E	---	2--	295000	---	EMPLOYEE BENEFITS	8,210.00	728.40	2,096.76	25.54	0.00	6,113.24	6,113.24
99	E	---	3--	295000	---	PURCHASED SERVICES	12,500.00	8,066.66	17,131.07	137.05	60,000.00	64,631.07-	4,631.07-
99	E	---	---	295000	---	ADMINISTRATIVE TECHNOLOG	76,410.00	13,736.74	33,452.87	43.78	60,000.00	17,042.87-	42,957.13
99	E	---	---	2-----	---	SUPPORT SERVICES	4,845,935.00	292,088.07	850,642.07	17.55	62,536.92	3,932,756.01	3,995,292.93
99	-	---	---	-----	---	OTHER PKG/COOP PROGRAM F	9,222,519.00	878,866.11	2,220,244.29	24.07	147,935.09	6,854,339.62	7,002,274.71

Number of Accounts: 2070

Vendor	Purch Vendor	Purchasing Name	PO Number	Proj/Grant	Type	Invoice Nbr	Accrual	Amount
Line	Description					Amount		
	Account					1099		
BMO FINA000					YDA	BMOAUG202100000	A/P-ACCR	101,058.67
10	CHARLES HECKEL, Briqs Soft Serve Rive, 715-5712749, WI, 54401, US,					225.09		
	99 E 600 411 110000 360					225.09		
20	CHARLES HECKEL, Kwik Trip 44000004408, Mosinee, WI, 54455, US,					25.00		
	99 E 600 348 221200 360					25.00		
30	CHARLES HECKEL, Jotform Inc., San Francisco, CA, 94111, US,					9.50		
	99 E 600 360 295000 360					9.50		
40	CHARLES HECKEL, Kwik Trip 44000004408, Mosinee, WI, 54455, US,					25.00		
	99 E 600 348 221200 360					25.00		
50	CHARLES HECKEL, Mailchimp, Atlanta, GA, 30308, US,					30.99		
	99 E 600 360 295000 360					30.99		
60	CHARLES HECKEL, City Of La Crosse, 608-7894916, WI, 54601-3374, US,					91.95		
	99 E 600 940 110000 360					91.95		
70	CHARLES HECKEL, Green Bay Parks, Green Bay, WI, 54301-5006, US,					720.00		
	99 E 600 940 110000 360					720.00		
80	CHARLES HECKEL, Dominos 2005, 608-792-5166, WI, 54601, US,					252.00		
	99 E 600 411 110000 360					252.00		
90	CHARLES HECKEL, Porters Patch, Bonduel, WI, 54107, US,					25.00		
	99 E 600 940 110000 360					25.00		
100	CHARLES HECKEL, Wauk Co Park And Land, 262-8968300, WI, 53188-2428, US,					78.00		
	99 E 600 940 110000 360					78.00		
110	CHARLES HECKEL, City Of Marshfield, 8888916064, WI, 54449, US,					11.93		
	99 E 600 940 110000 360					11.93		
120	CHARLES HECKEL, Holiday Inn Hotel & Co, 7153440200, WI, 54482, US,					164.00		
	99 E 600 342 221200 360					164.00		
130	CHARLES HECKEL, Target 00008060, Stevens Point, WI, 54481, US,					839.90		
	99 E 600 411 221200 360					839.90		
140	CHARLES HECKEL, Park And Recreation De, Merrill, WI, 54452, US,					452.00		
	99 E 600 940 110000 360					452.00		
150	CHARLES HECKEL, Gps City Of Richland C, 888-6047888, WI, 53581, US,					131.50		
	99 E 600 940 110000 360					131.50		
160	CHARLES HECKEL, Pizza Hut #010074, Richland Cent, WI, 53581, US,					172.24		
	99 E 600 411 110000 360					172.24		
170	CHARLES HECKEL, Lacrosse Queen Llc, La Crosse, WI, 54602, US,					350.00		
	99 E 600 940 110000 360					350.00		
180	DENNIS HINDERLITER, Paypal Powerspelli, 4029357733, CA, 95131, US,					160.00		
	10 E 101 360 110000 000					160.00		

Vendor	Purch Vendor	Purchasing Name	PO Number	Proj/Grant	Type	Invoice Nbr	Accrual	Amount
Line	Description					Amount		
	Account					1099		
Invoice Number BMOAUG202100000 continued								
BMO FINA000					YDA	BMOAUG202100000	A/P-ACCR	101,058.67
190	DENNIS HINDERLITER, Paypal Powerspelli, 4029357733, CA, 95131, US,					280.00		
	10 E 100 360 110000 000					280.00		
200	DENNIS HINDERLITER, Wm Supercenter #3643, Medford, WI, 54451, US,					81.80		
	10 E 800 481 221500 000					81.80		
210	DENNIS HINDERLITER, Wal-Mart #3643, Medford, WI, 54451, US,					123.84		
	10 E 800 481 221500 000					123.84		
220	DENNIS HINDERLITER, Wal-Mart #3643, Medford, WI, 54451, US,					79.76		
	10 E 800 481 221500 000					79.76		
230	STETSONVILLE ELEM CA, Wm Supercenter #3643, Medford, WI, 54451, US,					161.18		
	80 E 800 411 240000 740					161.18		
240	STETSONVILLE ELEM CA, Usps Po 5678801063, Stetsonville, WI, 54480, US,					2.60		
	10 E 800 353 260000 000					2.60		
250	STETSONVILLE ELEM CA, Wm Supercenter #3643, Medford, WI, 54451, US,					52.30		
	10 E 101 411 240000 000					52.30		
260	SU ANN SCHOEDER, Wm Supercenter #3643, Medford, WI, 54451, US,					36.86		
	10 E 101 415 240000 000					36.86		
270	SU ANN SCHOEDER, Dollartree, Medford, WI, 54451, US,					46.42		
	10 E 101 411 110000 000					46.42		
280	SU ANN SCHOEDER, Sq Uncommon Ground, Stetsonville, WI, 54480, US,					39.10		
	10 E 101 415 213000 000					39.10		
290	SU ANN SCHOEDER, Sq Uncommon Ground, Medford, WI, 54451, US,					32.07		
	10 E 101 415 213000 000					32.07		
300	SU ANN SCHOEDER, Wm Supercenter #3643, Medford, WI, 54451, US,					10.30		
	10 E 101 411 240000 000					10.30		
310	MAPSDDO, Wisconsin Family Ties, 6082676866, WI, 53703, US,					1,250.00		
	10 E 800 310 221300 365					1,250.00		
320	MAPSDDO, Wm Supercenter #3643, Medford, WI, 54451, US,					49.84		
	27 E 800 411 158700 341					49.84		
330	MAPSDDO, The Waters Of Minocqua, 715-3584000, WI, 53593-1256, US,					-159.22		
	10 E 800 342 221300 000					-159.22		
340	MAPSDDO, Usps Po 5652500887, Medford, WI, 54451, US,					18.10		
	27 E 800 353 263300 341					18.10		
350	MAPSDDO, Flowers By Laurie, Medford, WI, 54451-1252, US,					65.99		
	27 E 800 411 158700 341					65.99		
360	MAPSDDO, Dpi Educator Licensing, 608-2669616, WI, 53703, US,					100.00		

Vendor	Purch Vendor	Purchasing Name	PO Number	Proj/Grant	Type	Invoice Nbr	Accrual	Amount
Line	Description					Amount		
	Account			Amount		1099		
Invoice Number BMOAUG202100000 continued								
BMO FINA000					YDA	BMOAUG202100000	A/P-ACCR	101,058.67
	27 E 800 949 159100 341			100.00				
370	MAPSDDO, Sq Medford Area Chamb, Gosq.Com, WI, 54451, US,					250.00		
	80 E 800 411 390000 901			250.00				
380	MAPSDDO, Usps Po 5652500887, Medford, WI, 54451, US,					10.60		
	27 E 800 353 263300 341			10.60				
390	MAPSDDO, Dpi Educator Licensing, 608-2669616, WI, 53703, US,					100.00		
	27 E 800 949 159100 341			100.00				
400	MAPSDDO, Dpi Educator Licensing, 608-2669616, WI, 53703, US,					100.00		
	27 E 800 949 159100 341			100.00				
410	MAPSDDO, Dpi Educator Licensing, 608-2669616, WI, 53703, US,					100.00		
	27 E 800 949 159100 341			100.00				
420	MAPSDDO, Dpi Educator Licensing, 608-2669616, WI, 53703, US,					100.00		
	27 E 800 949 159100 341			100.00				
430	MAPSDDO, Dpi Educator Licensing, 608-2669616, WI, 53703, US,					100.00		
	27 E 800 949 159100 341			100.00				
440	MAPSDDO, Dpi Educator Licensing, 608-2669616, WI, 53703, US,					100.00		
	27 E 800 949 159100 341			100.00				
450	MAPSDDO, Usps Po 5652500887, Medford, WI, 54451, US,					11.95		
	27 E 800 353 263300 341			11.95				
460	MAPSDDO, Dpi Educator Licensing, 608-2669616, WI, 53703, US,					100.00		
	27 E 800 949 159100 341			100.00				
470	MAPSDDO, 64 North Bar & Grill, Medford, WI, 54451, US,					59.84		
	10 E 800 411 221300 000			59.84				
480	MAPSDDO, Subway 7622, Medford, WI, 54451, US,					46.51		
	27 E 800 411 158700 341			46.51				
490	MAPSDDO, Medford County Marke, Medford, WI, 54451, US,					85.62		
	27 E 800 415 221300 341			85.62				
500	MAPSDDO, Wm Supercenter #3643, Medford, WI, 54451, US,					41.42		
	10 E 800 411 221300 000			41.42				
510	MAPSDDO, The Waters Of Minocqua, 715-3584000, WI, 53593-1256, US,					1,820.98		
	10 E 800 342 221300 000			1,820.98				
520	MAPSDDO, The Waters Of Minocqua, 715-3584000, WI, 53593-1256, US,					442.58		
	10 E 400 342 240000 000			442.58				
530	MAPSDDO, Usps Po 5652500887, Medford, WI, 54451, US,					8.55		
	27 E 800 353 263300 341			8.55				

Vendor	Purch Vendor	Purchasing Name	PO Number	Proj/Grant	Type	Invoice Nbr	Accrual	Amount
Line	Description					Amount		
Account			Amount			1099		
Invoice Number BMOAUG202100000 continued								
BMO FINA000					YDA	BMOAUG202100000	A/P-ACCR	101,058.67
540	MAPSDDO,	The Master Teacher, 8006699633, KS, 66505, US,				243.00		
	10 E 800 411 221300 000		243.00					
550	Jill Lybert 8013,	Academiccre, 4029357733, TX, 78626, US,				-440.00		
	10 E 400 411 240000 000		-440.00					
560	Jill Lybert 8013,	Animoto Inc, 415-738-8894, CA, 94108, US,				180.00		
	10 E 400 360 240000 000		180.00					
570	Jill Lybert 8013,	Academiccre, 4029357733, TX, 78626, US,				440.00		
	10 E 400 411 240000 000		440.00					
580	Jill Lybert 8013,	Wal-Mart #3643, Medford, WI, 54451, US,				359.91		
	10 E 400 411 240000 000		359.91					
590	Jill Lybert 8013,	T Murtaugh S Pub, Minocqua, WI, 54548, US,				298.86		
	10 E 400 342 240000 000		298.86					
600	Jill Lybert 8013,	The Thirsty Whale, Minocqua, WI, 54548, US,				208.16		
	10 E 400 342 240000 000		208.16					
610	Jill Lybert 8013,	McDonalds F6460, Minocqua, WI, 54548, US,				8.94		
	10 E 400 342 240000 000		8.94					
620	Jill Lybert 8013,	Sq The Key To Escape, Minocqua, WI, 54548, US,				350.00		
	10 E 400 342 240000 000		350.00					
630	Charlie Heckel 3088,	Institute For Excellen, 8008565815, OK, 74352, US,				-2.75		
	99 E 600 470 110000 360		-2.75					
640	Charles Heckel 2785,	Bookshark, Llc., 3037972954, CO, 80122, US,				934.99		
	99 E 600 470 110000 360		934.99					
650	Charles Heckel 2785,	Bookshark, Llc., 3037972954, CO, 80122, US,				165.00		
	99 E 600 470 110000 360		165.00					
660	Charles Heckel 2785,	Bookshark, Llc., 3037972954, CO, 80122, US,				98.99		
	99 E 600 470 110000 360		98.99					
670	Charles Heckel 2785,	Bookshark, Llc., 3037972954, CO, 80122, US,				136.99		
	99 E 600 470 110000 360		136.99					
680	Charles Heckel 2785,	Sp Mhs: Multi-Health, Toronto, ON, M2H 3R6, CA,				63.75		
	99 E 600 411 221200 360		63.75					
690	Charles Heckel 2785,	Bookshark, Llc., 3037972954, CO, 80122, US,				188.00		
	99 E 600 470 110000 360		188.00					
700	Charles Heckel 2785,	Bookshark, Llc., 3037972954, CO, 80122, US,				757.82		
	99 E 600 470 110000 360		757.82					
710	Charles Heckel 2785,	Sp Mhs: Multi-Health, Toronto, ON, M2H 3R6, CA,				40.00		

<u>Vendor</u>	<u>Purch Vendor</u>	<u>Purchasing Name</u>	<u>PO Number</u>	<u>Proj/Grant</u>	<u>Type</u>	<u>Invoice Nbr</u>	<u>Accrual</u>	<u>Amount</u>
<u>Line</u>	<u>Description</u>					<u>Amount</u>		
	<u>Account</u>					<u>1099</u>		
Invoice Number BMOAUG202100000 continued								
BMO FINA000					YDA	BMOAUG202100000	A/P-ACCR	101,058.67
	99 E 600 411 221200 360					40.00		
720	Charles Heckel 2785, Bookshark, Llc., 3037972954, CO, 80122, US,					49.99		
	99 E 600 470 110000 360					49.99		
730	Charles Heckel 2785, Bookshark, Llc., 3037972954, CO, 80122, US,					16.99		
	99 E 600 470 110000 360					16.99		
740	Charles Heckel 2785, Sp Mhs: Multi-Health, Toronto, ON, M2H 3R6, CA,					12.75		
	99 E 600 411 221200 360					12.75		
750	Charles Heckel 2785, Bookshark, Llc., 3037972954, CO, 80122, US,					165.00		
	99 E 600 470 110000 360					165.00		
760	Charles Heckel 2785, Bookshark, Llc., 3037972954, CO, 80122, US,					891.99		
	99 E 600 470 110000 360					891.99		
770	Charles Heckel 2785, Bookshark, Llc., 3037972954, CO, 80122, US,					53.00		
	99 E 600 470 110000 360					53.00		
780	Charles Heckel 2785, Sp Mhs: Multi-Health, Toronto, ON, M2H 3R6, CA,					40.00		
	99 E 600 411 221200 360					40.00		
790	Charles Heckel 2785, Bookshark, Llc., 3037972954, CO, 80122, US,					287.37		
	99 E 600 470 110000 360					287.37		
800	Charles Heckel 2785, Bookshark, Llc., 3037972954, CO, 80122, US,					476.99		
	99 E 600 470 110000 360					476.99		
810	Charles Heckel 2785, Bookshark, Llc., 3037972954, CO, 80122, US,					98.99		
	99 E 600 470 110000 360					98.99		
820	Charles Heckel 2785, Bookshark, Llc., 3037972954, CO, 80122, US,					91.00		
	99 E 600 470 110000 360					91.00		
830	Charles Heckel 2785, Bookshark, Llc., 3037972954, CO, 80122, US,					41.38		
	99 E 600 470 110000 360					41.38		
840	Charles Heckel 2785, Bookshark, Llc., 3037972954, CO, 80122, US,					476.99		
	99 E 600 470 110000 360					476.99		
850	Charles Heckel 2785, Bookshark, Llc., 3037972954, CO, 80122, US,					962.98		
	99 E 600 470 110000 360					962.98		
860	Charles Heckel 2785, Institute For Excellen, 8008565815, OK, 74352, US,					52.50		
	99 E 600 470 110000 360					52.50		
870	Charles Heckel 2785, Institute For Excellen, 8008565815, OK, 74352, US,					57.75		
	99 E 600 470 110000 360					57.75		
880	Charles Heckel 2785, Bookshark, Llc., 3037972954, CO, 80122, US,					49.99		
	99 E 600 470 110000 360					49.99		

Vendor	Purch Vendor	Purchasing Name	PO Number	Proj/Grant	Type	Invoice Nbr	Accrual	Amount
Line	Description					Amount		
Account			Amount	1099				
Invoice Number BMOAUG202100000 continued								
BMO FINA000					YDA	BMOAUG202100000	A/P-ACCR	101,058.67
890	Charles Heckel	2785, Bookshark, Llc.,	3037972954, CO,	80122, US,				116.00
	99 E 600 470 110000 360							116.00
900	Charles Heckel	2785, Bookshark, Llc.,	3037972954, CO,	80122, US,				935.99
	99 E 600 470 110000 360							935.99
910	Charles Heckel	2785, Bookshark, Llc.,	3037972954, CO,	80122, US,				45.99
	99 E 600 470 110000 360							45.99
920	Charles Heckel	2785, Bookshark, Llc.,	3037972954, CO,	80122, US,				49.28
	99 E 600 470 110000 360							49.28
930	Charles Heckel	2785, Bookshark, Llc.,	3037972954, CO,	80122, US,				165.00
	99 E 600 470 110000 360							165.00
940	Charles Heckel	2785, Bookshark, Llc.,	3037972954, CO,	80122, US,				173.00
	99 E 600 470 110000 360							173.00
950	Charles Heckel	2785, Bookshark, Llc.,	3037972954, CO,	80122, US,				957.66
	99 E 600 470 110000 360							957.66
960	Charles Heckel	2785, Bookshark, Llc.,	3037972954, CO,	80122, US,				214.28
	99 E 600 470 110000 360							214.28
970	Charles Heckel	2785, Bookshark, Llc.,	3037972954, CO,	80122, US,				930.99
	99 E 600 470 110000 360							930.99
980	Charles Heckel	2785, Bookshark, Llc.,	3037972954, CO,	80122, US,				476.99
	99 E 600 470 110000 360							476.99
990	Charles Heckel	2785, Bookshark, Llc.,	3037972954, CO,	80122, US,				906.60
	99 E 600 470 110000 360							906.60
1000	Charles Heckel	2785, Bookshark, Llc.,	3037972954, CO,	80122, US,				918.00
	99 E 600 470 110000 360							918.00
1010	Charles Heckel	2785, Bookshark, Llc.,	3037972954, CO,	80122, US,				-44.51
	99 E 600 470 110000 360							-44.51
1020	Charles Heckel	2785, Bookshark, Llc.,	3037972954, CO,	80122, US,				-211.38
	99 E 600 470 110000 360							-211.38
1030	Charles Heckel	2785, Bookshark, Llc.,	3037972954, CO,	80122, US,				94.94
	99 E 600 470 110000 360							94.94
1040	Charles Heckel	2785, Bookshark, Llc.,	3037972954, CO,	80122, US,				770.49
	99 E 600 470 110000 360							770.49
1050	Charles Heckel	2785, Bookshark, Llc.,	3037972954, CO,	80122, US,				521.99
	99 E 600 470 110000 360							521.99
1060	Charles Heckel	2785, Institute For Excellen,	8008565815, OK,	74352, US,				-1.75

Vendor	Purch Vendor	Purchasing Name	PO Number	Proj/Grant	Type	Invoice Nbr	Accrual	Amount
Line	Description		Account	Amount		1099		
Invoice Number BMOAUG202100000 continued								
BMO FINA000					YDA	BMOAUG202100000	A/P-ACCR	101,058.67
1240	Charles Heckel	2785, Institute For Excellen,	8008565815,	OK,	74352, US,			-9.05
	99 E 600 470 110000 360							-9.05
1250	Charles Heckel	2785, Institute For Excellen,	8008565815,	OK,	74352, US,			-9.05
	99 E 600 470 110000 360							-9.05
1260	Charles Heckel	2785, Institute For Excellen,	8008565815,	OK,	74352, US,			-9.05
	99 E 600 470 110000 360							-9.05
1270	Charles Heckel	2785, Institute For Excellen,	8008565815,	OK,	74352, US,			-8.05
	99 E 600 470 110000 360							-8.05
1280	Charles Heckel	2785, Institute For Excellen,	8008565815,	OK,	74352, US,			-2.75
	99 E 600 470 110000 360							-2.75
1290	Charles Heckel	2785, Institute For Excellen,	8008565815,	OK,	74352, US,			-2.75
	99 E 600 470 110000 360							-2.75
1300	Charles Heckel	2785, Institute For Excellen,	8008565815,	OK,	74352, US,			-18.95
	99 E 600 470 110000 360							-18.95
1310	Charles Heckel	2785, Institute For Excellen,	8008565815,	OK,	74352, US,			-8.05
	99 E 600 470 110000 360							-8.05
1320	Charles Heckel	2785, Institute For Excellen,	8008565815,	OK,	74352, US,			-14.35
	99 E 600 470 110000 360							-14.35
1330	Charles Heckel	2785, Institute For Excellen,	8008565815,	OK,	74352, US,			-8.05
	99 E 600 470 110000 360							-8.05
1340	Charles Heckel	2785, Institute For Excellen,	8008565815,	OK,	74352, US,			-9.50
	99 E 600 470 110000 360							-9.50
1350	Charles Heckel	2785, Institute For Excellen,	8008565815,	OK,	74352, US,			-10.50
	99 E 600 470 110000 360							-10.50
1360	Charles Heckel	2785, Institute For Excellen,	8008565815,	OK,	74352, US,			-2.75
	99 E 600 470 110000 360							-2.75
1370	Charles Heckel	2785, Institute For Excellen,	8008565815,	OK,	74352, US,			-9.05
	99 E 600 470 110000 360							-9.05
1380	Charles Heckel	2785, Institute For Excellen,	8008565815,	OK,	74352, US,			-9.05
	99 E 600 470 110000 360							-9.05
1390	Charles Heckel	2785, Bookshark, Llc.,	3037972954,	CO,	80122, US,			102.00
	99 E 600 470 110000 360							102.00
1400	Charles Heckel	2785, Bookshark, Llc.,	3037972954,	CO,	80122, US,			639.98
	99 E 600 470 110000 360							639.98
1410	Charles Heckel	2785, Bookshark, Llc.,	3037972954,	CO,	80122, US,			795.30

Vendor	Purch Vendor	Purchasing Name	PO Number	Proj/Grant	Type	Invoice Nbr	Accrual	Amount
Line	Description					Amount		
	Account					1099		
Invoice Number BMOAUG202100000 continued								
BMO FINA000					YDA	BMOAUG202100000	A/P-ACCR	101,058.67
	99 E 600 470 110000 360					795.30		
1420	Charles Heckel 2785, Bookshark, Llc., 3037972954, CO, 80122, US,					11.25		
	99 E 600 470 110000 360					11.25		
1430	Charles Heckel 2785, Institute For Excellen, 8008565815, OK, 74352, US,					57.75		
	99 E 600 470 110000 360					57.75		
1440	Charles Heckel 2785, Institute For Excellen, 8008565815, OK, 74352, US,					169.05		
	99 E 600 470 110000 360					169.05		
1450	Charles Heckel 2785, Bookshark, Llc., 3037972954, CO, 80122, US,					850.16		
	99 E 600 470 110000 360					850.16		
1460	Charles Heckel 2785, Bookshark, Llc., 3037972954, CO, 80122, US,					982.00		
	99 E 600 470 110000 360					982.00		
1470	Charles Heckel 2785, Bookshark, Llc., 3037972954, CO, 80122, US,					628.00		
	99 E 600 470 110000 360					628.00		
1480	Charles Heckel 2785, Bookshark, Llc., 3037972954, CO, 80122, US,					131.00		
	99 E 600 470 110000 360					131.00		
1490	Charles Heckel 2785, Bookshark, Llc., 3037972954, CO, 80122, US,					122.00		
	99 E 600 470 110000 360					122.00		
1500	Charles Heckel 2785, Bookshark, Llc., 3037972954, CO, 80122, US,					839.38		
	99 E 600 470 110000 360					839.38		
1510	Charles Heckel 2785, Bookshark, Llc., 3037972954, CO, 80122, US,					49.99		
	99 E 600 470 110000 360					49.99		
1520	Charles Heckel 2785, Bookshark, Llc., 3037972954, CO, 80122, US,					823.99		
	99 E 600 470 110000 360					823.99		
1530	Charles Heckel 2785, Bookshark, Llc., 3037972954, CO, 80122, US,					49.99		
	99 E 600 470 110000 360					49.99		
1540	Charles Heckel 2785, Bookshark, Llc., 3037972954, CO, 80122, US,					257.59		
	99 E 600 470 110000 360					257.59		
1550	Charles Heckel 2785, Bookshark, Llc., 3037972954, CO, 80122, US,					250.94		
	99 E 600 470 110000 360					250.94		
1560	Charles Heckel 2785, Bookshark, Llc., 3037972954, CO, 80122, US,					172.00		
	99 E 600 470 110000 360					172.00		
1570	Charles Heckel 2785, Bookshark, Llc., 3037972954, CO, 80122, US,					169.00		
	99 E 600 470 110000 360					169.00		
1580	Charles Heckel 2785, The Inn At Sentryworld, Stevens Point, WI, 54481, US					13,500.00		
	99 E 600 342 221200 360					13,500.00		

Vendor	Purch Vendor	Purchasing Name	PO Number	Proj/Grant	Type	Invoice Nbr	Accrual	Amount
Line	Description					Amount		
Account			Amount			1099		
Invoice Number BMOAUG202100000 continued								
BMO FINA000					YDA	BMOAUG202100000	A/P-ACCR	101,058.67
1590	Charles Heckel	2785, Bookshark, Llc.,	3037972954, CO,	80122, US,		22.99		
	99 E 600 470 110000 360					22.99		
1600	Charles Heckel	2785, Bookshark, Llc.,	3037972954, CO,	80122, US,		770.49		
	99 E 600 470 110000 360					770.49		
1610	Charles Heckel	2785, Bookshark, Llc.,	3037972954, CO,	80122, US,		-86.52		
	99 E 600 470 110000 360					-86.52		
1620	Charles Heckel	2785, Bookshark, Llc.,	3037972954, CO,	80122, US,		91.00		
	99 E 600 470 110000 360					91.00		
1630	Charles Heckel	2785, Bookshark, Llc.,	3037972954, CO,	80122, US,		1,054.99		
	99 E 600 470 110000 360					1,054.99		
1640	Charles Heckel	2785, Bookshark, Llc.,	3037972954, CO,	80122, US,		476.99		
	99 E 600 470 110000 360					476.99		
1650	Charles Heckel	2785, Bookshark, Llc.,	3037972954, CO,	80122, US,		141.00		
	99 E 600 470 110000 360					141.00		
1660	Charles Heckel	2785, Bookshark, Llc.,	3037972954, CO,	80122, US,		721.97		
	99 E 600 470 110000 360					721.97		
1670	Charles Heckel	2785, Bookshark, Llc.,	3037972954, CO,	80122, US,		165.00		
	99 E 600 470 110000 360					165.00		
1680	Charles Heckel	2785, Bookshark, Llc.,	3037972954, CO,	80122, US,		921.99		
	99 E 600 470 110000 360					921.99		
1690	Charles Heckel	2785, Bookshark, Llc.,	3037972954, CO,	80122, US,		31.80		
	99 E 600 470 110000 360					31.80		
1700	Charles Heckel	2785, Bookshark, Llc.,	3037972954, CO,	80122, US,		813.98		
	99 E 600 470 110000 360					813.98		
1710	Charles Heckel	2785, Bookshark, Llc.,	3037972954, CO,	80122, US,		97.00		
	99 E 600 470 110000 360					97.00		
1720	Charles Heckel	2785, Bookshark, Llc.,	3037972954, CO,	80122, US,		173.00		
	99 E 600 470 110000 360					173.00		
1730	Charles Heckel	2785, Bookshark, Llc.,	3037972954, CO,	80122, US,		927.99		
	99 E 600 470 110000 360					927.99		
1740	Charles Heckel	2785, Bookshark, Llc.,	3037972954, CO,	80122, US,		36.90		
	99 E 600 470 110000 360					36.90		
1750	Charles Heckel	2785, Bookshark, Llc.,	3037972954, CO,	80122, US,		188.00		
	99 E 600 470 110000 360					188.00		
1760	Charles Heckel	2785, Bookshark, Llc.,	3037972954, CO,	80122, US,		929.00		

Vendor	Purch Vendor	Purchasing Name	PO Number	Proj/Grant	Type	Invoice Nbr	Accrual	Amount
Line	Description					Amount		
	Account					1099		
Invoice Number BMOAUG202100000 continued								
BMO FINA000					YDA	BMOAUG202100000	A/P-ACCR	101,058.67
	99 E 600 470 110000 360					929.00		
1770	Charles Heckel 2785, Bookshark, Llc.,	3037972954, CO, 80122, US,				218.00		
	99 E 600 470 110000 360					218.00		
1780	Charles Heckel 2785, Bookshark, Llc.,	3037972954, CO, 80122, US,				917.97		
	99 E 600 470 110000 360					917.97		
1790	Charles Heckel 2785, Bookshark, Llc.,	3037972954, CO, 80122, US,				984.99		
	99 E 600 470 110000 360					984.99		
1800	Charles Heckel 2785, Bookshark, Llc.,	3037972954, CO, 80122, US,				446.93		
	99 E 600 470 110000 360					446.93		
1810	Charles Heckel 2785, Bookshark, Llc.,	3037972954, CO, 80122, US,				157.50		
	99 E 600 470 110000 360					157.50		
1820	Charles Heckel 2785, Bookshark, Llc.,	3037972954, CO, 80122, US,				241.99		
	99 E 600 470 110000 360					241.99		
1830	Charles Heckel 2785, Bookshark, Llc.,	3037972954, CO, 80122, US,				883.99		
	99 E 600 470 110000 360					883.99		
1840	Charles Heckel 2785, Bookshark, Llc.,	3037972954, CO, 80122, US,				823.99		
	99 E 600 470 110000 360					823.99		
1850	Charles Heckel 2785, Bookshark, Llc.,	3037972954, CO, 80122, US,				795.30		
	99 E 600 470 110000 360					795.30		
1860	Charles Heckel 2785, Bookshark, Llc.,	3037972954, CO, 80122, US,				912.00		
	99 E 600 470 110000 360					912.00		
1870	Charles Heckel 2785, Bookshark, Llc.,	3037972954, CO, 80122, US,				214.00		
	99 E 600 470 110000 360					214.00		
1880	Charles Heckel 2785, Florida Virtual School,	4079261099, FL, 32835, US,				253.38		
	99 E 600 470 110000 360					253.38		
1890	Charles Heckel 2785, Bookshark, Llc.,	3037972954, CO, 80122, US,				250.94		
	99 E 600 470 110000 360					250.94		
1900	Charles Heckel 2785, Bookshark, Llc.,	3037972954, CO, 80122, US,				979.98		
	99 E 600 470 110000 360					979.98		
1910	Charles Heckel 2785, Bookshark, Llc.,	3037972954, CO, 80122, US,				49.99		
	99 E 600 470 110000 360					49.99		
1920	Charles Heckel 2785, Bookshark, Llc.,	3037972954, CO, 80122, US,				891.97		
	99 E 600 470 110000 360					891.97		
1930	Charles Heckel 2785, Bookshark, Llc.,	3037972954, CO, 80122, US,				890.97		
	99 E 600 470 110000 360					890.97		

Vendor	Purch Vendor	Purchasing Name	PO Number	Proj/Grant	Type	Invoice Nbr	Accrual	Amount
Line	Description		Account	Amount		1099		
Invoice Number BMOAUG202100000 continued								
BMO FINA000					YDA	BMOAUG202100000	A/P-ACCR	101,058.67
1940	Charles Heckel	2785, Bookshark, Llc.,	3037972954, CO,	80122, US,				-202.50
	99 E 600 470 110000 360							-202.50
1950	Charles Heckel	2785, Bookshark, Llc.,	3037972954, CO,	80122, US,				91.00
	99 E 600 470 110000 360							91.00
1960	Charles Heckel	2785, Bookshark, Llc.,	3037972954, CO,	80122, US,				214.99
	99 E 600 470 110000 360							214.99
1970	Charles Heckel	2785, Bookshark, Llc.,	3037972954, CO,	80122, US,				50.99
	99 E 600 470 110000 360							50.99
1980	Charles Heckel	2785, Bookshark, Llc.,	3037972954, CO,	80122, US,				961.66
	99 E 600 470 110000 360							961.66
1990	Charles Heckel	2785, Bookshark, Llc.,	3037972954, CO,	80122, US,				173.00
	99 E 600 470 110000 360							173.00
2000	Charles Heckel	2785, Bookshark, Llc.,	3037972954, CO,	80122, US,				263.99
	99 E 600 470 110000 360							263.99
2010	Charles Heckel	2785, Bookshark, Llc.,	3037972954, CO,	80122, US,				995.93
	99 E 600 470 110000 360							995.93
2020	Charles Heckel	2785, Bookshark, Llc.,	3037972954, CO,	80122, US,				937.99
	99 E 600 470 110000 360							937.99
2030	Charles Heckel	2785, Bookshark, Llc.,	3037972954, CO,	80122, US,				535.89
	99 E 600 470 110000 360							535.89
2040	Charles Heckel	2785, Bookshark, Llc.,	3037972954, CO,	80122, US,				53.00
	99 E 600 470 110000 360							53.00
2050	Charles Heckel	2785, Institute For Excellen,	8008565815, OK,	74352, US,				301.35
	99 E 600 470 110000 360							301.35
2060	Charles Heckel	2785, Bookshark, Llc.,	3037972954, CO,	80122, US,				81.00
	99 E 600 470 110000 360							81.00
2070	Charles Heckel	2785, Bookshark, Llc.,	3037972954, CO,	80122, US,				482.99
	99 E 600 470 110000 360							482.99
2080	Charles Heckel	2785, Bookshark, Llc.,	3037972954, CO,	80122, US,				165.00
	99 E 600 470 110000 360							165.00
2090	Charles Heckel	2785, Bookshark, Llc.,	3037972954, CO,	80122, US,				44.00
	99 E 600 470 110000 360							44.00
2100	Charles Heckel	2785, Bookshark, Llc.,	3037972954, CO,	80122, US,				91.00
	99 E 600 470 110000 360							91.00
2110	Charles Heckel	2785, Jotform Inc., San Francisco, CA,	94111, US,					144.00

Vendor	Purch Vendor	Purchasing Name	PO Number	Proj/Grant	Type	Invoice Nbr	Accrual	Amount
Line	Description		Account	Amount		Amount		
						1099		
Invoice Number BMOAUG202100000 continued								
BMO FINA000					YDA	BMOAUG202100000	A/P-ACCR	101,058.67
2290	Charles Heckel	2785, Bookshark, Llc.,	3037972954, CO,	80122, US,		165.00		
	99 E 600 470 110000 360			165.00				
2300	Charles Heckel	2785, Bookshark, Llc.,	3037972954, CO,	80122, US,		161.75		
	99 E 600 470 110000 360			161.75				
2310	Charles Heckel	2785, Bookshark, Llc.,	3037972954, CO,	80122, US,		773.16		
	99 E 600 470 110000 360			773.16				
2320	Charles Heckel	2785, Bookshark, Llc.,	3037972954, CO,	80122, US,		141.00		
	99 E 600 470 110000 360			141.00				
2330	Charles Heckel	2785, Bookshark, Llc.,	3037972954, CO,	80122, US,		995.75		
	99 E 600 470 110000 360			995.75				
2340	Charles Heckel	2785, Bookshark, Llc.,	3037972954, CO,	80122, US,		829.13		
	99 E 600 470 110000 360			829.13				
2350	Charles Heckel	2785, Bookshark, Llc.,	3037972954, CO,	80122, US,		904.97		
	99 E 600 470 110000 360			904.97				
2360	Charles Heckel	2785, Bookshark, Llc.,	3037972954, CO,	80122, US,		91.00		
	99 E 600 470 110000 360			91.00				
2370	Charles Heckel	2785, Bookshark, Llc.,	3037972954, CO,	80122, US,		658.98		
	99 E 600 470 110000 360			658.98				
2380	Charles Heckel	2785, Bookshark, Llc.,	3037972954, CO,	80122, US,		839.38		
	99 E 600 470 110000 360			839.38				
2390	Charles Heckel	2785, Bookshark, Llc.,	3037972954, CO,	80122, US,		122.00		
	99 E 600 470 110000 360			122.00				
2400	Charles Heckel	2785, Bookshark, Llc.,	3037972954, CO,	80122, US,		91.00		
	99 E 600 470 110000 360			91.00				
2410	Charles Heckel	2785, Bookshark, Llc.,	3037972954, CO,	80122, US,		812.29		
	99 E 600 470 110000 360			812.29				
2420	Charles Heckel	2785, Bookshark, Llc.,	3037972954, CO,	80122, US,		1,029.98		
	99 E 600 470 110000 360			1,029.98				
2430	Charles Heckel	2785, Bookshark, Llc.,	3037972954, CO,	80122, US,		473.69		
	99 E 600 470 110000 360			473.69				
2440	Charles Heckel	2785, Bookshark, Llc.,	3037972954, CO,	80122, US,		97.00		
	99 E 600 470 110000 360			97.00				
2450	Charles Heckel	2785, Bookshark, Llc.,	3037972954, CO,	80122, US,		725.97		
	99 E 600 470 110000 360			725.97				
2460	Dave Makovsky	0558, McMaster-Carr,	630-834-9600, IL,	60126, US,		67.94		

Vendor	Purch Vendor	Purchasing Name	PO Number	Proj/Grant	Type	Invoice Nbr	Accrual	Amount
Line	Description					Amount		
Account						Amount	1099	
Invoice Number BMOAUG202100000 continued								
BMO FINA000					YDA	BMOAUG202100000	A/P-ACCR	101,058.67
2640	Sara Holewinski	1174, Usps.Com Postal Store, 800-782-6724, MO, 64161, US,				226.85		
	99 E 600 353 221200 360					226.85		
2650	Sara Holewinski	1174, Amzn Mktp US 2d1913g20, Amzn.Com/Bill, WA, 98109, U				18.68		
	99 E 600 411 221200 360					18.68		
2660	Sara Holewinski	1174, Squarespace Inc., New York, NY, 10014, US,				216.00		
	99 E 600 360 295000 360					216.00		
2670	Sara Holewinski	1174, Flowers By Laurie, 715-2577882, WI, 54451-1252, US,				105.50		
	99 E 600 411 221200 360					105.50		
2680	Sara Holewinski	1174, Wm Supercenter #3643, Medford, WI, 54451, US,				17.18		
	99 E 600 411 221200 360					17.18		
2690	Sara Holewinski	1174, Sq Twin Creeks Nurser, Friendship, WI, 53934, US,				100.00		
	99 E 600 411 221200 360					100.00		
2700	Sara Holewinski	1174, Amzn Mktp US 2p96h89x0, Amzn.Com/Bill, WA, 98109, U				286.64		
	99 E 600 411 221200 360					286.64		
2710	Sara Holewinski	1174, Amzn Mktp US 2p3j59w21, Amzn.Com/Bill, WA, 98109, U				136.82		
	99 E 600 411 221200 360					136.82		
2720	Sara Holewinski	1174, Amazon.Com 2p9j65w91 A, Amzn.Com/Bill, WA, 98109, U				39.36		
	99 E 600 411 221200 360					39.36		
2730	Sara Holewinski	1174, Amazon.Com 2p5kw8mb2 A, Amzn.Com/Bill, WA, 98109, U				10.99		
	99 E 600 411 221200 360					10.99		
2740	Sara Holewinski	1174, Amzn Mktp US 2d1rp6cx1, Amzn.Com/Bill, WA, 98109, U				1,259.30		
	99 E 600 411 221200 360					1,259.30		
2750	Sara Holewinski	1174, Amzn Mktp US 2p3ai0kjl, Amzn.Com/Bill, WA, 98109, U				89.99		
	99 E 600 411 221200 360					89.99		
2760	MAES2020,	The Art Of Education, Osage, IA, 50461, US,				349.00		
	10 E 100 360 121000 000					349.00		
2770	MAES2020,	Wal-Mart #3643, Medford, WI, 54451, US,				49.94		
	10 E 100 411 213000 000					49.94		
2780	MAES2020,	Cenex Stama S 07037666, Medford, WI, 54451-0000, US,				7.52		
	10 E 100 411 213000 000					7.52		
2790	MAES2020,	Teacherspayteachers.Co, 6465880910, NY, 10003, US,				17.41		
	10 E 100 360 110000 000					17.41		
2800	MAES2020,	Wal-Mart #3643, Medford, WI, 54451, US,				8.10		
	10 E 100 411 213000 000					8.10		
2810	MAES2020,	Wm Supercenter #3643, Medford, WI, 54451, US,				116.58		

Vendor	Purch Vendor	Purchasing Name	PO Number	Proj/Grant	Type	Invoice Nbr	Accrual	Amount
Line	Description		Account	Amount		1099		
Invoice Number BMOAUG202100000 continued								
BMO FINA000					YDA	BMOAUG202100000	A/P-ACCR	101,058.67
2990	MAMS - 0827,	Joann Stores Joann.Com, 888-739-4120, OH, 44236, US,				374.70		
	10 E 200 411 240000 000			374.70				
3000	MAMS - 0827,	Usps Po 5652500887, Medford, WI, 54451, US,				5.20		
	10 E 800 353 260000 000			5.20				
3010	MAMS - 0827,	Wm Supercenter #3643, Medford, WI, 54451, US,				67.23		
	10 E 200 411 122000 141			67.23				
3020	MAMS - 0827,	In Stitches And Ink Ll, Medford, WI, 54451, US,				100.00		
	10 E 200 411 240000 000			100.00				
3030	MAMS - 0827,	Wal-Mart #3643, Medford, WI, 54451, US,				15.15		
	10 E 200 411 240000 000			15.15				
3040	MAMS - 0827,	Amzn Mktp US 2d23131h2, Amzn.Com/Bill, WA, 98109, US,				79.96		
	10 E 200 411 240000 000			79.96				
3050	MAMS - 0827,	Amazon.Com 2d8zgz6p82, Amzn.Com/Bill, WA, 98109, US,				262.99		
	10 E 200 440 240000 000			262.99				
3060	MAMS - 0827,	Walmart.Com As, 800-966-6546, AR, 72716, US,				38.64		
	10 E 200 481 222200 031			38.64				
3070	MAMS - 0827,	Amzn Mktp US 2d6jh6pf0, Amzn.Com/Bill, WA, 98109, US,				157.16		
	10 E 200 440 240000 000			157.16				
3080	MAMS - 0827,	Usps Po 5652500887, Medford, WI, 54451, US,				52.20		
	10 E 800 353 260000 000			52.20				
3090	MAMS - 0827,	Teacherspayteachers.Co, 6465880910, NY, 10003, US,				141.43		
	10 E 200 439 122000 141			141.43				
3100	MAMS - 0827,	Amzn Mktp US 2p9r318i2, Amzn.Com/Bill, WA, 98109, US,				32.89		
	10 E 200 480 129300 000			32.89				
3110	MASH-6757,	Usps Po 5652500887, Medford, WI, 54451, US,				8.55		
	10 E 800 353 260000 000			8.55				
3120	MASH-6757,	Usps Po 5652500887, Medford, WI, 54451, US,				8.55		
	10 E 800 353 260000 000			8.55				
3130	MASH-6757,	Quality Logo Products, 8663125646, IL, 60506, US,				359.40		
	10 E 400 411 240000 000			359.40				
3140	MASH-6757,	Quality Logo Products, 8663125646, IL, 60506, US,				309.75		
	10 E 400 411 240000 000			309.75				
3150	MASH-6757,	Usps Po 5652500887, Medford, WI, 54451, US,				66.25		
	10 E 800 353 260000 000			66.25				
3160	MASH-6757,	Usps Po 5652500887, Medford, WI, 54451, US,				11.10		

Vendor	Purch Vendor	Purchasing Name	PO Number	Proj/Grant	Type	Invoice Nbr	Accrual	Amount
Line	Description					Amount		
	Account					1099		
Invoice Number BMOAUG202100000 continued								
BMO FINA000					YDA	BMOAUG202100000	A/P-ACCR	101,058.67
	10 E 800 353 260000 000							11.10
3170	MASH-6757, Wf Wayfair2762857085, 8662638325, MA, 02116, US,							-12.10
	10 E 400 411 122600 000							-12.10
3180	MASH-6757, Usps Po 5652500887, Medford, WI, 54451, US,							17.85
	10 E 800 353 260000 000							17.85
3190	MASH-6757, Usps Po 5652500887, Medford, WI, 54451, US,							18.90
	10 E 800 353 260000 000							18.90
3200	MASH-6757, Wf Wayfair2762857085, 8662638325, MA, 02116, US,							232.08
	10 E 400 411 122600 000							232.08
3210	MASH-6757, Usps.Com Postal Store, 800-782-6724, MO, 64161, US,							1,309.65
	10 E 800 353 260000 000							1,309.65
3220	MASH-6757, 64 North Bar & Grill, Medford, WI, 54451, US,							74.93
	10 E 400 415 240000 000							74.93
3230	MASH-6757, Dnr Epay Win Sei Safet, 888-9367463, WI, 53703, US,							90.00
	10 E 800 411 110000 900							90.00
3240	MASH-6757, Usps Po 5652500887, Medford, WI, 54451, US,							7.95
	10 E 800 353 260000 000							7.95
3250	MASH-6757, Usps.Com Postal Store, 800-782-6724, MO, 64161, US,							1,318.85
	10 E 800 353 260000 000							1,318.85
3260	MASH-6757, Dnr Epay Win Sei Safet, 888-9367463, WI, 53703, US,							170.00
	10 E 800 411 110000 900							170.00
3270	MASH-6757, Dnr Epay Win Sei Safet, 888-9367463, WI, 53703, US,							180.00
	10 E 800 411 110000 900							180.00
3280	MASH-6757, Dnr Epay Win Sei Safet, 888-9367463, WI, 53703, US,							190.00
	10 E 800 411 110000 900							190.00
TOTAL INVOICES CREATED =====> 1						TOTAL AMOUNT OF INVOICES =====>		101,058.67

Invoice Parameters:

Invoice Date: 09/24/2021 Due Date: 09/24/2021 Batch: 0001 Bank: BNK0 Check Type: Wire Transfer

***** End of report *****

Fd	T	Loc	Obj	Func	Prj	Obj	2021-22	September	2021-22	2021-22	2021-22	Encumbered	Unreceived
							Revised Budget	Monthly Revenue	FYTD Revenue	FYTD %	Balance	Balance	
10	R	800	211	500000	000	PROPERTY TAX	5,159,707.00	0.00	0.00	0.00	0.00	0.00	5,159,707.00
10	R	800	213	500000	000	MOBILE HOME TAX	17,030.00	0.00	3,624.78	21.28	0.00	0.00	13,405.22
10	R	800	244	139000	000	PAYMENTS FOR SERVICES	13,000.00	0.00	0.00	0.00	0.00	0.00	13,000.00
10	R	800	260	500000	000	NON-CAPITAL SALES	0.00	0.00	117.62	0.00	0.00	0.00	117.62-
10	R	800	262	500000	000	NON-CAP FOR RESALE	0.00	1,164.00	1,164.00	0.00	0.00	0.00	1,164.00-
10	R	800	264	500000	000	NON CAPITAL SURPLUS PROP.	18,000.00	147.31	8,582.76	47.68	0.00	0.00	9,417.24
10	R	800	271	500000	000	ADMISSIONS	30,000.00	2,768.59	3,727.45	12.42	0.00	0.00	26,272.55
10	R	800	279	500000	000	OTHER SCHOOL ACTIVITY INC	8,000.00	1,300.00	2,490.00	31.13	0.00	0.00	5,510.00
10	R	800	280	500000	000	INTEREST ON INVESTMENTS	5,000.00	196.60	655.42	13.11	0.00	0.00	4,344.58
10	R	800	290	500000	000	OTHER REVENUE FROM LOC SO	0.00	59.00	59.00	0.00	0.00	0.00	59.00-
10	R	800	291	500000	000	GIFTS	21,400.00	0.00	1,984.48	9.27	0.00	0.00	19,415.52
10	R	800	292	500000	000	STUDENT FEES	22,000.00	1,190.00	12,020.00	54.64	0.00	0.00	9,980.00
10	R	800	293	500000	000	RENTALS	1,500.00	0.00	100.00	6.67	0.00	0.00	1,400.00
10	R	800	297	500000	000	STUDENT FINES	500.00	0.00	391.00	78.20	0.00	0.00	109.00
10	R	800	299	500000	000	MISCELLANEOUS LOCAL REVEN	1,000.00	40.00-	114.19	11.42	0.00	0.00	885.81
10	R	---	2--	-----	---	*REVENUE FROM LOCAL SOURC	5,297,137.00	6,785.50	35,030.70	0.66	0.00	0.00	5,262,106.30
10	R	800	345	500000	000	GENERAL TUITION-OPEN ENRO	8,821,163.00	0.00	0.00	0.00	0.00	0.00	8,821,163.00
10	R	---	3--	-----	---	*INTERDIST PYMNTS WITHIN	8,821,163.00	0.00	0.00	0.00	0.00	0.00	8,821,163.00
10	R	800	612	500000	000	TRANSPORTATION AID	132,000.00	0.00	0.00	0.00	0.00	0.00	132,000.00
10	R	800	613	500000	000	LIBRARY AID	90,000.00	0.00	0.00	0.00	0.00	0.00	90,000.00
10	R	800	621	500000	000	EQUALIZATION AID	15,925,969.00	2,240,245.00	2,240,245.00	14.07	0.00	0.00	13,685,724.00
10	R	800	630	500000	522	SPECIAL PROJECT GRANTS	9,940.00	0.00	0.00	0.00	0.00	0.00	9,940.00
10	R	800	630	500000	577	SPECIAL PROJECT GRANTS	14,428.00	0.00	0.00	0.00	0.00	0.00	14,428.00
10	R	800	691	500000	000	COMPUTER AID	143,440.00	0.00	0.00	0.00	0.00	0.00	143,440.00
10	R	800	695	500000	000	STATE CATEGORICAL AID	1,539,650.00	0.00	0.00	0.00	0.00	0.00	1,539,650.00
10	R	---	6--	-----	---	*REVENUE FROM STATE SOURC	17,855,427.00	2,240,245.00	2,240,245.00	12.55	0.00	0.00	15,615,182.00
10	R	800	713	500000	400	VOCATIONAL EDUCATION AID	17,176.00	0.00	0.00	0.00	0.00	0.00	17,176.00
10	R	800	730	500000	163	SPECIAL PROJECT GRANT	893,627.00	0.00	0.00	0.00	0.00	0.00	893,627.00
10	R	800	730	500000	341	SPECIAL PROJECT GRANT	76,950.00	0.00	0.00	0.00	0.00	0.00	76,950.00
10	R	800	730	500000	365	SPECIAL PROJECT GRANT	66,902.00	0.00	0.00	0.00	0.00	0.00	66,902.00
10	R	800	730	500000	381	SPECIAL PROJECT GRANT	25,000.00	0.00	0.00	0.00	0.00	0.00	25,000.00
10	R	800	751	500000	141	ECIA - CHAPTER 1	303,532.06	0.00	0.00	0.00	0.00	0.00	303,532.06
10	R	800	780	500000	000	FED-DHS	78,000.00	0.00	0.00	0.00	0.00	0.00	78,000.00
10	R	---	7--	-----	---	*REVENUE FROM FEDERAL SOU	1,461,187.06	0.00	0.00	0.00	0.00	0.00	1,461,187.06
10	R	800	860	500000	000	SALE OF FIXED ASSETS	2,000.00	0.00	0.00	0.00	0.00	0.00	2,000.00
10	R	800	861	500000	000	EQUIPMENT SALES	0.00	0.00	571.00	0.00	0.00	0.00	571.00-

Fd	T	Loc	Obj	Func	Prj	Obj	2021-22 Revised Budget	September 2021-22 Monthly Revenue	2021-22 FYTD Revenue	2021-22 FYTD %	Encumbered Balance	Unreceived Balance
10	R	---	8--	-----	---	*OTHER FINANCING SOURCES	2,000.00	0.00	571.00	28.55	0.00	1,429.00
10	R	800	971	500000	000	REFUND OF DISB - AIDABLE	45,000.00	544.52	793.52	1.76	0.00	44,206.48
10	R	800	990	500000	000	MISCELLANEOUS OTHER REVEN	0.00	5,037.00	5,157.00	0.00	0.00	5,157.00-
10	R	---	9--	-----	---	*OTHER REVENUES	45,000.00	5,581.52	5,950.52	13.22	0.00	39,049.48
10	-	---	---	-----	---	*GENERAL FUND	33,481,914.06	2,252,612.02	2,281,797.22	6.82	0.00	31,200,116.84
Grand Revenue Totals							33,481,914.06	2,252,612.02	2,281,797.22	6.82	0.00	31,200,116.84

Number of Accounts: 34

***** End of report *****

5 YEAR UTILITY REPORT

Sep-21

UTILITY		2016-2017	2017-2018	2018-2019	2019-2020	2020-2021	2021-2022
GAS/HEAT	(331) BUDGET	127,350.00	125,400.00	125,400.00	115,050.00	114,000.00	\$114,000.00
	YEAR-END	80,000.00	85,000.00	95,000.00	70,948.77	95,655.44	\$114,000.00
	MONTH-END	-	-	-	-	-	\$3,709.03
ELECTRICITY	(336) BUDGET	205,000.00	203,000.00	203,000.00	203,000.00	202,750.00	\$202,750.00
	YEAR-END	196,000.00	203,000.00	197,000.00	156,763.07	202,750.00	\$202,750.00
	MONTH-END	179,186.68	189,662.10	183,065.32	158,974.68	173,400.82	\$25,863.63
WATER	(337) BUDGET	16,500.00	16,500.00	16,500.00	22,500.00	22,000.00	\$22,000.00
	YEAR-END	21,000.00	20,000.00	19,000.00	22,500.00	22,000.00	\$22,000.00
	MONTH-END	19,316.24	21,786.88	20,320.48	19,192.96	19,272.64	\$2,616.94
SEWER	(338) BUDGET	26,000.00	25,000.00	25,000.00	28,000.00	27,000.00	\$27,000.00
	YEAR-END	29,000.00	27,000.00	27,000.00	28,000.00	27,000.00	\$27,000.00
	MONTH-END	27,574.48	28,335.57	27,122.56	24,841.60	25,530.23	\$1,241.73
POSTAGE	(353) BUDGET	25,000.00	25,000.00	25,600.00	25,600.00	25,600.00	\$25,600.00
	YEAR-END	21,000.00	25,000.00	24,000.00	25,600.00	25,600.00	\$25,600.00
	MONTH-END	19,994.87	19,356.74	23,949.84	23,871.29	23,427.82	\$3,454.16
TELEPHONE	(355) BUDGET	86,450.00	86,450.00	65,000.00	59,200.00	59,200.00	\$59,200.00
	YEAR-END	70,000.00	58,000.00	57,000.00	59,200.00	59,200.00	\$59,200.00
	MONTH-END	65,872.64	54,694.75	58,856.53	47,521.74	29,186.58	\$7,690.54
TOTAL BUDGET		486,300.00	481,350.00	460,500.00	453,350.00	450,550.00	\$450,550.00
TOTAL ESTIMATED YEAR-END		417,000.00	418,000.00	419,000.00	363,011.84	450,550.00	\$450,550.00
TOTAL MONTH-END		389,423.15	397,888.67	407,686.76	346,958.22	366,088.50	\$44,576.03
Remaining Budget Dollars		96,876.85	83,461.33	52,813.24	106,391.78	84,461.50	\$405,973.97

Medford Area Public School District
 Post Retirement Trust
 July 1, 2021 through June 30, 2022

Month	July	August	September	October	November	December	January	February	March	April	May	June	Year to Date
Beginning Balance	2,649,192.28	2,508,095.47	2,472,401.45	2,435,578.14	2,435,578.14	2,435,578.14	2,435,578.14	2,435,578.14	2,435,578.14	2,435,578.14	2,435,578.14	2,435,578.14	2,649,192.28
Additions	-	-	-	-	-	-	-	-	-	-	-	-	-
Earnings	2,671.99	2,420.57	6,519.98										11,612.54
Unrealized (Loss)/Gain	7,678.96	11,725.08	(41,995.96)										(22,591.92)
Fees	(1,443.10)	(1,366.67)	(1,347.33)										(4,157.10)
Annual Implicit Rate Subsidy	(70,579.59)	-	-	-	-	-	-	-	-	-	-	-	(70,579.59)
Contributions	427,045.00	-	-	-	-	-	-	-	-	-	-	-	427,045.00
Other		-	-	-	-	-	-	-	-	-	-	-	-
Disbursements	(506,470.07)	(48,473.00)	-										(554,943.07)
Ending Balance	2,508,095.47	2,472,401.45	2,435,578.14	2,435,578.14	2,435,578.14	2,435,578.14	2,435,578.14	2,435,578.14	2,435,578.14	2,435,578.14	2,435,578.14	2,435,578.14	2,435,578.14
Liability Value (-)													
Investment at Cost	2,259,894.37	2,212,475.27	2,423,567.66	2,236,047.75	2,139,572.31	2,120,491.82	2,122,293.26	2,100,157.99	2,087,796.46	2,040,281.15	2,029,033.61	2,043,140.90	-
Accum Unrealized (Loss) Gain	248,201.10	259,926.18	12,010.48	199,530.39	296,005.83	315,086.32	313,284.88	335,420.15	347,781.68	395,296.99	406,544.53	392,437.24	2,435,578.14

Beginning Balance	2,649,192.28
Additions	-
Earnings	11,612.54
Unrealized Gain	(22,591.92)
Fees	(4,157.10)
Implicit Rate	(70,579.59)
Annual Contribution	427,045.00
Disbursements	(554,943.07)
	<u>2,435,578.14</u>

MEDFORD AREA PUBLIC SCHOOL DISTRICT

REGULAR BOARD OF EDUCATION MEETING

October 25, 2021

VOUCHER CHECKS

The Medford Area Public School District Board of Education approves the following:

Check # 172682 to

Check # 172972.

Amount \$ 972,484.61 for voucher checks and

Amount \$ 1,190,035.96 for payroll.

 REPORT SPECIFICATIONS
 DISTRICT: MEDFORD AREA PUBLIC SCHOOL DISTRICT
 REPORT TITLE: 10/25/21 (Dates: 07/01/20 - 10/25/21)
 REQUESTED BY: lanneja DATE: 10/20/21
 PROGRAM NAME: fin/3frdtl01. TIME: 7:36:17 AM
 COPIES: 1 LPI: 6
 RUN ON SERVER: yes CREATE ASCII FILE: NO

Report Parameters

Description: MONTHLY BOARD OF ED CHECK LISTING
 Report Title: 10/25/21
 Print Detail Lines: Yes

<u>Report Ranges</u>	<u>Low</u>	<u>High</u>
Check Number:	172682	172972
Check Amount:	-9999999999	9999999999
PO Number:	0	9999999999
Invoice Date:	07/01/20	10/25/21
Vendor to Display:	Invoice	
Vendor Type:		ZZZZZ
Vendor Sub Type:		ZZZZZ
Check type to print:	All	
Include Continuation Void	No	
Exclude Voided Checks:	No	
Print Only 1099 Vendors:	No	
Post Month Print Format:	Numeric	
Banks Selected:	BNK0	

Account Filters

Account Types Selected: Asset Liability Equity Revenue Expense
 Account Status: Both Active/Inactive

	<u>Low</u>	<u>High</u>
B/S Account Ranges:	00 * 000 000 0000000 000	99 * 999 999 9999999 999
O/S Account Ranges:	00 * 000 000 0000000 000	99 * 999 999 9999999 999
Group Codes:	--	zz-zz-zzzz
Category Codes:		zzzzzzzz

<u>Report Fields</u>	<u>Length</u>	<u>Sign</u>	<u>Edited</u>	<u>Whole</u>	<u>Field Format</u>	<u>Year</u>	<u>Suppress Repeating</u>
Check Number	8						No
Check Date	10						No
Vendor	30						No
PO Number	10						No
Invoice Number	15						No
Invoice Description	35						No
Amount	12	Right	Yes	No	>, >>, >>>, >>>>9.99-	Current	No

REPORT SPECIFICATIONS

DISTRICT: MEDFORD AREA PUBLIC SCHOOL DISTRICT
 REPORT TITLE: 10/25/21 (Dates: 07/01/20 - 10/25/21)
 REQUESTED BY: lanneja DATE: 10/20/21
 PROGRAM NAME: TP-FIELD-HEAD TIME: 7:36:17 AM
 COPIES: 1 LPI: 6
 RUN ON SERVER: yes CREATE ASCII FILE: NO

<u>Report Fields</u>	<u>Length</u>	<u>Sign</u>	<u>Edited</u>	<u>Whole</u>	<u>Field Format</u>	<u>Year</u>	<u>Suppress Repeating</u>
Account Number	25				Number		No
Post Date	10						No

<u>Sort Fields</u>	<u>Totals</u>	<u>Break Spacing</u>
1-Check Number	No	Single
2-Check Date	No	Single
3-Vendor	Yes	Single
4-PO Number	No	Single
5-Invoice Number	No	Single

CHECK #	CHECK DATE	VENDOR	PO INVOICE #	DESCRIPTION	CHECK AMOUNT	ACCOUNT	POST DATE
			NUMBER			NUMBER	
172682	09/27/2021	Anderson, Vernon	0 9/27/21	JV FOOTBALL VS RHINELANDER	50.00	10 E 400 310 162000 950	09/27/2021
				Totals for Anderson, Vernon	50.00		
172682	09/30/2021	Anderson, Vernon	0 9/27/21	JV FOOTBALL VS RHINELANDER	50.00-	10 E 400 310 162000 950	09/30/2021
				Totals for Anderson, Vernon	50.00-		
172683	09/27/2021	Bergman, Randy	0 9/28/21	MAMS GIRLS SWIMMING TRI	50.00	80 E 200 310 393000 954	09/27/2021
				Totals for Bergman, Randy	50.00		
172684	09/27/2021	Henrichs, Pat	0 9/27/21	JV FOOTBALL VS RHINELANDER	50.00	10 E 400 310 162000 950	09/27/2021
				Totals for Henrichs, Pat	50.00		
172684	09/30/2021	Henrichs, Pat	0 9/27/21	JV FOOTBALL VS RHINELANDER	50.00-	10 E 400 310 162000 950	09/30/2021
				Totals for Henrichs, Pat	50.00-		
172685	09/27/2021	Koester, David	0 9/27/21	JV FOOTBALL VS RHINELANDER	50.00	10 E 400 310 162000 950	09/27/2021
				Totals for Koester, David	50.00		
172685	09/30/2021	Koester, David	0 9/27/21	JV FOOTBALL VS RHINELANDER	50.00-	10 E 400 310 162000 950	09/30/2021
				Totals for Koester, David	50.00-		
172686	09/27/2021	Lindau, Mike	0 9/27/21	JV FOOTBALL VS RHINELANDER	50.00	10 E 400 310 162000 950	09/27/2021
				Totals for Lindau, Mike	50.00		
172686	09/30/2021	Lindau, Mike	0 9/27/21	JV FOOTBALL VS RHINELANDER	50.00-	10 E 400 310 162000 950	09/30/2021
				Totals for Lindau, Mike	50.00-		
172687	09/27/2021	Pilgrim, Janice	0 9/27/21	MAMS GIRLS RED B VOLLEYBALL VS JAMES WILLIAMS MIDDLE	50.00	80 E 200 310 393000 951	09/27/2021
				Totals for Pilgrim, Janice	50.00		
172688	09/27/2021	Sperl, Jeremy	0 9/28/21	MAMS GIRLS SWIMMING TRIANGULAR	50.00	80 E 200 310 393000 954	09/27/2021
				Totals for Sperl, Jeremy	50.00		
172689	09/27/2021	Alma School District	0 202122-01	AP EXAM MICRO/MACROECONOMICS - CLAIRE GOELDNER	192.00	99 E 600 940 219000 360	09/27/2021
				Totals for Alma School District	192.00		
172690	09/27/2021	Ampro Data Services	0 C85613	CABLES/ADAPTER - INVOICE #2	462.50	10 E 800 481 221500 000	09/27/2021
172690	09/27/2021	Ampro Data Services	0 C85663	PRINTER/TRAY	504.00	10 E 800 481 295000 000	09/27/2021
172690	09/27/2021	Ampro Data Services	0 C85664	EVOLIS PRIMACY DUPLEX EXPERT - CARD PRINTER	1,767.00	10 E 800 481 221500 000	09/27/2021
				Totals for Ampro Data Services	4,762.50		
172691	09/27/2021	Bohman, Ashley	0 MAY	GOVERNANCE BOARD MEETING	50.00	99 E 600 310 221200 360	09/27/2021
				Totals for Bohman, Ashley	50.00		
172692	09/27/2021	Broadway Theatre	0 122290	CLC SNACK	150.00	80 E 800 411 240000 740	09/27/2021
				Totals for Broadway Theatre	150.00		

CHECK #	CHECK DATE	VENDOR	PO	INVOICE #	DESCRIPTION	CHECK AMOUNT	ACCOUNT				POST DATE
							NUMBER	NUMBER	NUMBER	NUMBER	
172693	09/27/2021	Charter Communications	0	0033928091421	8245 11 795 0033928: DO 9/1-9/30/21	3,158.80	10	E	800 360 295000 000	09/27/2021	
172693	09/27/2021	Charter Communications	0	0002810091521	8245 11 246 0002810: TV 9/15-10/14/21	30.60	80	E	800 359 230000 000	09/27/2021	
172693	09/27/2021	Charter Communications	0	0033928091421	8245 11 795 0033928: RVA 9/1-9/30/21	631.76	99	E	600 360 295000 360	09/27/2021	
					Totals for Charter Communications	3,821.16					
172694	09/27/2021	Dc Everest School District	0	9/27/21	JV3 VOLLEYBALL	75.00	10	E	400 940 162000 951	09/27/2021	
					Totals for Dc Everest School District	75.00					
172695	09/27/2021	The Graphic Edge	0	1515835	HATS	500.90	21	E	400 411 120000 609	09/27/2021	
172695	09/27/2021	The Graphic Edge	0	1526098	KNIT BEANIE/CAPS	652.81	21	E	400 411 120000 609	09/27/2021	
172695	09/27/2021	The Graphic Edge	0	1526319	SWEATSHIRTS	513.62	21	E	400 411 120000 609	09/27/2021	
172695	09/27/2021	The Graphic Edge	0	1526322	FULL ZIP HOODY	503.64	21	E	400 411 120000 609	09/27/2021	
172695	09/27/2021	The Graphic Edge	0	1526347	SOCKS	347.33	21	E	400 411 120000 609	09/27/2021	
172695	09/27/2021	The Graphic Edge	0	1526348	LADIES HOODIE	409.95	21	E	400 411 120000 609	09/27/2021	
172695	09/27/2021	The Graphic Edge	0	1526353	T-SHIRTS	370.97	21	E	400 411 120000 609	09/27/2021	
172695	09/27/2021	The Graphic Edge	0	1526357	LONG SLEEVE SHIRT	434.74	21	E	400 411 120000 609	09/27/2021	
172695	09/27/2021	The Graphic Edge	0	1526391	HOOD TEE	436.75	21	E	400 411 120000 609	09/27/2021	
172695	09/27/2021	The Graphic Edge	0	1526480	GLIDAN WHITE T-SHIRTS	209.86	21	E	400 411 120000 609	09/27/2021	
					Totals for The Graphic Edge	4,380.57					
172696	09/27/2021	Heid Music	0	2877545	REEDS	40.99	10	E	200 411 125500 000	09/27/2021	
					Totals for Heid Music	40.99					
172697	09/27/2021	Kramer Plumbing & Heating Inc	4012100119	45045	Replacement Exhaust Fans	13,925.00	10	E	800 542 255300 163	09/27/2021	
					Totals for Kramer Plumbing & Heating Inc	13,925.00					
172698	09/27/2021	Kuss, Art	0	9/17-9/22/21	MAES: REPLACE WINDOWS	493.20	10	E	100 324 253000 000	09/27/2021	
					Totals for Kuss, Art	493.20					
172699	09/27/2021	Mark's Excavating LLC	0	9/27/21	CULVERT/GRAVEL/LABOR: SCHOOL FOREST	1,220.00	10	E	800 324 254200 000	09/27/2021	
					Totals for Mark's Excavating LLC	1,220.00					
172700	09/27/2021	Merrill Junior High	0	9/28/21	MAMS CROSS COUNTRY	50.00	80	E	200 940 393000 955	09/27/2021	
					Totals for Merrill Junior High	50.00					
172701	09/27/2021	Mosinee High School	0	9/26/21	JV SOCCER INVITATIONAL	200.00	10	E	400 940 162000 952	09/27/2021	
					Totals for Mosinee High School	200.00					
172702	09/27/2021	National Association for Music	0	000398902	MEMBERSHIP WMEA: KENDRA JUNK	63.50	10	E	200 940 125400 000	09/27/2021	
172702	09/27/2021	National Association for Music	0	000398902	MEMBERSHIP WMEA: KENDRA JUNK	63.50	10	E	400 940 125400 000	09/27/2021	
					Totals for National Association for Musi	127.00					
172703	09/27/2021	Northern Music Service	2002100187	67410	Music supplies	27.00	10	E	200 411 125500 000	09/27/2021	
172703	09/27/2021	Northern Music Service	2002100188	67409	instrument repair	35.00	10	E	200 324 125500 000	09/27/2021	
					Totals for Northern Music Service	62.00					

CHECK #	CHECK DATE	VENDOR	PO INVOICE #	DESCRIPTION	CHECK AMOUNT	ACCOUNT	POST DATE
			NUMBER			NUMBER	
172704	09/27/2021	Quik Print	0 68684	MATH BOOKS: SES/MAES	352.16	10 E 101 310 110000 000	09/27/2021
172704	09/27/2021	Quik Print	0 68684	MATH BOOKS: SES/MAES	704.32	10 E 100 310 110000 000	09/27/2021
				Totals for Quik Print	1,056.48		
172705	09/27/2021	Wisconsin Public Service	0 0621559037-0000	MOSINEE/RVA: 8/15-9/14/21	140.78	99 E 600 331 253000 360	09/27/2021
				Totals for Wisconsin Public Service	140.78		
172706	09/29/2021	Medford Area Public School Dis	0 09/30/21	PAYROL 09/30/21 PAYROLL	592,288.29	10 A 000 000 711100 000	09/29/2021
				Totals for Medford Area Public School Di	592,288.29		
172707	09/30/2021	Amundson, Rebecca	0 9/14-9/18/21	VOLLEYBALL TICKET TAKER	60.00	10 E 400 310 162000 951	09/30/2021
172707	09/30/2021	Amundson, Rebecca	0 9/14-9/18/21	VOLLEYBALL TICKET TAKER	60.00	10 E 400 310 162000 951	09/30/2021
172707	09/30/2021	Amundson, Rebecca	0 9/14-9/18/21	VOLLEYBALL TICKET TAKER	60.00-	10 E 400 310 162000 951	09/30/2021
				Totals for Amundson, Rebecca	60.00		
172708	09/30/2021	Bach, Catherine	0 8/31-9/7/21	SWIM - MASH/MAMS TIMMER	60.00	10 E 400 310 162000 954	09/30/2021
172708	09/30/2021	Bach, Catherine	0 8/31-9/7/21	SWIM - MASH/MAMS TIMMER	40.00	80 E 200 310 393000 954	09/30/2021
172708	09/30/2021	Bach, Catherine	0 8/31-9/7/21	SWIM - MASH/MAMS TIMMER	60.00	10 E 400 310 162000 954	09/30/2021
172708	09/30/2021	Bach, Catherine	0 8/31-9/7/21	SWIM - MASH/MAMS TIMMER	40.00	80 E 200 310 393000 954	09/30/2021
172708	09/30/2021	Bach, Catherine	0 8/31-9/7/21	SWIM - MASH/MAMS TIMMER	60.00-	10 E 400 310 162000 954	09/30/2021
172708	09/30/2021	Bach, Catherine	0 8/31-9/7/21	SWIM - MASH/MAMS TIMMER	40.00-	80 E 200 310 393000 954	09/30/2021
				Totals for Bach, Catherine	100.00		
172709	09/30/2021	Bergman, Colby	0 9/2-9/7/21	MASH/MAMS GIRLS SWIMMING LIFEGUARD	30.00	10 E 400 310 162000 954	09/30/2021
172709	09/30/2021	Bergman, Colby	0 9/2-9/7/21	MASH/MAMS GIRLS SWIMMING LIFEGUARD	42.00	80 E 200 310 393000 954	09/30/2021
172709	09/30/2021	Bergman, Colby	0 9/2-9/7/21	MASH/MAMS GIRLS SWIMMING LIFEGUARD	30.00	10 E 400 310 162000 954	09/30/2021
172709	09/30/2021	Bergman, Colby	0 9/2-9/7/21	MASH/MAMS GIRLS SWIMMING LIFEGUARD	42.00	80 E 200 310 393000 954	09/30/2021
172709	09/30/2021	Bergman, Colby	0 9/2-9/7/21	MASH/MAMS GIRLS SWIMMING LIFEGUARD	30.00-	10 E 400 310 162000 954	09/30/2021
172709	09/30/2021	Bergman, Colby	0 9/2-9/7/21	MASH/MAMS GIRLS SWIMMING LIFEGUARD	42.00-	80 E 200 310 393000 954	09/30/2021
				Totals for Bergman, Colby	72.00		
172710	09/30/2021	Bergman, Shari	0 8/31-9/9/21	GIRLS SWIM MANAGER/ COMPUTER /HYTEK	210.00	10 E 400 310 162000 954	09/30/2021
172710	09/30/2021	Bergman, Shari	0 8/31-9/9/21	GIRLS SWIM MANAGER/ COMPUTER /HYTEK	80.00	80 E 200 310 393000 954	09/30/2021
172710	09/30/2021	Bergman, Shari	0 8/31-9/9/21	GIRLS SWIM MANAGER/ COMPUTER /HYTEK	210.00	10 E 400 310 162000 954	09/30/2021
172710	09/30/2021	Bergman, Shari	0 8/31-9/9/21	GIRLS SWIM MANAGER/ COMPUTER /HYTEK	80.00	80 E 200 310 393000 954	09/30/2021
172710	09/30/2021	Bergman, Shari	0 8/31-9/9/21	GIRLS SWIM MANAGER/ COMPUTER /HYTEK	210.00-	10 E 400 310 162000 954	09/30/2021
172710	09/30/2021	Bergman, Shari	0 8/31-9/9/21	GIRLS SWIM MANAGER/ COMPUTER /HYTEK	80.00-	80 E 200 310 393000 954	09/30/2021
				Totals for Bergman, Shari	290.00		
172711	09/30/2021	Brandner, Lyza	0 9/9/21	GIRLS SWIM LIFEGUARD	30.00	10 E 400 310 162000 954	09/30/2021

CHECK #	CHECK DATE	VENDOR	PO INVOICE #	DESCRIPTION	CHECK AMOUNT	ACCOUNT	POST DATE
			NUMBER			NUMBER	
172711	09/30/2021	Brandner, Lyza	0 9/9/21	GIRLS SWIM LIFEGUARD	30.00	10 E 400 310 162000 954	09/30/2021
172711	09/30/2021	Brandner, Lyza	0 9/9/21	GIRLS SWIM LIFEGUARD	30.00-	10 E 400 310 162000 954	09/30/2021
				Totals for Brandner, Lyza	30.00		
172712	09/30/2021	Brandner, Sarah	0 9/2/21	GIRLS SWIMMING COMPUTER/HYTEK	30.00	10 E 400 310 162000 954	09/30/2021
172712	09/30/2021	Brandner, Sarah	0 9/2/21	GIRLS SWIMMING COMPUTER/HYTEK	30.00	10 E 400 310 162000 954	09/30/2021
172712	09/30/2021	Brandner, Sarah	0 9/2/21	GIRLS SWIMMING COMPUTER/HYTEK	30.00-	10 E 400 310 162000 954	09/30/2021
				Totals for Brandner, Sarah	30.00		
172713	09/30/2021	Bub, Michael	0 9/3-9/17/21	FOOTBALL SPOTTER	60.00	10 E 400 310 162000 950	09/30/2021
172713	09/30/2021	Bub, Michael	0 9/3-9/17/21	FOOTBALL SPOTTER	60.00	10 E 400 310 162000 950	09/30/2021
172713	09/30/2021	Bub, Michael	0 9/3-9/17/21	FOOTBALL SPOTTER	60.00-	10 E 400 310 162000 950	09/30/2021
				Totals for Bub, Michael	60.00		
172714	09/30/2021	Bucki, Blake	0 9/3-9/17/21	FOOTBALL TABLE WORKER	60.00	10 E 400 310 162000 950	09/30/2021
172714	09/30/2021	Bucki, Blake	0 9/3-9/17/21	FOOTBALL TABLE WORKER	60.00	10 E 400 310 162000 950	09/30/2021
172714	09/30/2021	Bucki, Blake	0 9/3-9/17/21	FOOTBALL TABLE WORKER	60.00-	10 E 400 310 162000 950	09/30/2021
				Totals for Bucki, Blake	60.00		
172715	09/30/2021	Bucki, Brian	0 8/27-9/17/21	FOOTBALL TABLE WORKER	90.00	10 E 400 310 162000 950	09/30/2021
172715	09/30/2021	Bucki, Brian	0 8/27-9/17/21	FOOTBALL TABLE WORKER	90.00	10 E 400 310 162000 950	09/30/2021
172715	09/30/2021	Bucki, Brian	0 8/27-9/17/21	FOOTBALL TABLE WORKER	90.00-	10 E 400 310 162000 950	09/30/2021
				Totals for Bucki, Brian	90.00		
172716	09/30/2021	Christianson, Jason	0 9/3-9/17/21	FOOTBALL CHAIN GANG	60.00	10 E 400 310 162000 950	09/30/2021
172716	09/30/2021	Christianson, Jason	0 9/3-9/17/21	FOOTBALL CHAIN GANG	60.00	10 E 400 310 162000 950	09/30/2021
172716	09/30/2021	Christianson, Jason	0 9/3-9/17/21	FOOTBALL CHAIN GANG	60.00-	10 E 400 310 162000 950	09/30/2021
				Totals for Christianson, Jason	60.00		
172717	09/30/2021	Emmerich, Lily	0 9/9/21	GIRLS SWIMMING TIMER	15.00	10 E 400 310 162000 954	09/30/2021
172717	09/30/2021	Emmerich, Lily	0 9/9/21	GIRLS SWIMMING TIMER	15.00	10 E 400 310 162000 954	09/30/2021
172717	09/30/2021	Emmerich, Lily	0 9/9/21	GIRLS SWIMMING TIMER	15.00-	10 E 400 310 162000 954	09/30/2021
				Totals for Emmerich, Lily	15.00		
172718	09/30/2021	Gebert, Mattie	0 9/9/21	GIRL SWIMMING TIMER	15.00	10 E 400 310 162000 954	09/30/2021
172718	09/30/2021	Gebert, Mattie	0 9/9/21	GIRL SWIMMING TIMER	15.00	10 E 400 310 162000 954	09/30/2021
172718	09/30/2021	Gebert, Mattie	0 9/9/21	GIRL SWIMMING TIMER	15.00-	10 E 400 310 162000 954	09/30/2021
				Totals for Gebert, Mattie	15.00		
172719	09/30/2021	Goessl, Glenn	0 8/27-9/17/21	FOOTBALL ANNOUNCER	90.00	10 E 400 310 162000 950	09/30/2021
172719	09/30/2021	Goessl, Glenn	0 8/27-9/17/21	FOOTBALL ANNOUNCER	90.00	10 E 400 310 162000 950	09/30/2021
172719	09/30/2021	Goessl, Glenn	0 8/27-9/17/21	FOOTBALL ANNOUNCER	90.00-	10 E 400 310 162000 950	09/30/2021
				Totals for Goessl, Glenn	90.00		
172720	09/30/2021	Guden, Caleb	0 8/26-8/23/21	FOOTBALL TABLE WORKER	60.00	10 E 400 310 162000 950	09/30/2021
172720	09/30/2021	Guden, Caleb	0 8/26-8/23/21	FOOTBALL TABLE WORKER	60.00	10 E 400 310 162000 950	09/30/2021
172720	09/30/2021	Guden, Caleb	0 8/26-8/23/21	FOOTBALL TABLE WORKER	60.00-	10 E 400 310 162000 950	09/30/2021
				Totals for Guden, Caleb	60.00		

CHECK #	CHECK DATE	VENDOR	PO INVOICE #	DESCRIPTION	CHECK AMOUNT	ACCOUNT	POST DATE
			NUMBER			NUMBER	
172721	09/30/2021	Hierlmeier, Cory	0 8/27-9/3/21	FOOTBALL CHAIN GANG	60.00	10 E 400 310 162000 950	09/30/2021
172721	09/30/2021	Hierlmeier, Cory	0 8/27-9/3/21	FOOTBALL CHAIN GANG	60.00	10 E 400 310 162000 950	09/30/2021
172721	09/30/2021	Hierlmeier, Cory	0 8/27-9/3/21	FOOTBALL CHAIN GANG	60.00-	10 E 400 310 162000 950	09/30/2021
				Totals for Hierlmeier, Cory	60.00		
172722	09/30/2021	Holub, Jessalyn	0 9/9/21	GIRLS SWIMMING TIMER	15.00	10 E 400 310 162000 954	09/30/2021
172722	09/30/2021	Holub, Jessalyn	0 9/9/21	GIRLS SWIMMING TIMER	15.00	10 E 400 310 162000 954	09/30/2021
172722	09/30/2021	Holub, Jessalyn	0 9/9/21	GIRLS SWIMMING TIMER	15.00-	10 E 400 310 162000 954	09/30/2021
				Totals for Holub, Jessalyn	15.00		
172723	09/30/2021	Klapatauskas, Lindsey	0 9/9/21	GIRLS SWIMMING TIMER	15.00	10 E 400 310 162000 954	09/30/2021
172723	09/30/2021	Klapatauskas, Lindsey	0 9/9/21	GIRLS SWIMMING TIMER	15.00	10 E 400 310 162000 954	09/30/2021
172723	09/30/2021	Klapatauskas, Lindsey	0 9/9/21	GIRLS SWIMMING TIMER	15.00-	10 E 400 310 162000 954	09/30/2021
				Totals for Klapatauskas, Lindsey	15.00		
172724	09/30/2021	Kohl, Joshua	0 8/28-9/14/21	SOCCER ANNOUNCER	220.00	10 E 400 310 162000 952	09/30/2021
172724	09/30/2021	Kohl, Joshua	0 8/28-9/14/21	SOCCER ANNOUNCER	220.00	10 E 400 310 162000 952	09/30/2021
172724	09/30/2021	Kohl, Joshua	0 8/28-9/14/21	SOCCER ANNOUNCER	220.00-	10 E 400 310 162000 952	09/30/2021
				Totals for Kohl, Joshua	220.00		
172725	09/30/2021	Lange, Amanda	0 9/2-9/14/21	VOLLEYBALL LINE JUDGE	60.00	10 E 400 310 162000 951	09/30/2021
172725	09/30/2021	Lange, Amanda	0 9/2-9/14/21	VOLLEYBALL LINE JUDGE	60.00	10 E 400 310 162000 951	09/30/2021
172725	09/30/2021	Lange, Amanda	0 9/2-9/14/21	VOLLEYBALL LINE JUDGE	60.00-	10 E 400 310 162000 951	09/30/2021
				Totals for Lange, Amanda	60.00		
172726	09/30/2021	Loertscher, Monte	0 9/3-9/17/21	FOOTBALL CHAIN GANG	60.00	10 E 400 310 162000 950	09/30/2021
172726	09/30/2021	Loertscher, Monte	0 9/3-9/17/21	FOOTBALL CHAIN GANG	60.00	10 E 400 310 162000 950	09/30/2021
172726	09/30/2021	Loertscher, Monte	0 9/3-9/17/21	FOOTBALL CHAIN GANG	60.00-	10 E 400 310 162000 950	09/30/2021
				Totals for Loertscher, Monte	60.00		
172727	09/30/2021	Meier, Douglas	0 8/27/21	FOOTBALL CHAIN GANG	30.00	10 E 400 310 162000 950	09/30/2021
172727	09/30/2021	Meier, Douglas	0 8/27/21	FOOTBALL CHAIN GANG	30.00	10 E 400 310 162000 950	09/30/2021
172727	09/30/2021	Meier, Douglas	0 8/27/21	FOOTBALL CHAIN GANG	30.00-	10 E 400 310 162000 950	09/30/2021
				Totals for Meier, Douglas	30.00		
172728	09/30/2021	Mudgetts, Karissa	0 9/18/21	VOLLEYBALL TABLE WORKER	100.00	10 E 400 310 162000 951	09/30/2021
172728	09/30/2021	Mudgetts, Karissa	0 9/18/21	VOLLEYBALL TABLE WORKER	100.00	10 E 400 310 162000 951	09/30/2021
172728	09/30/2021	Mudgetts, Karissa	0 9/18/21	VOLLEYBALL TABLE WORKER	100.00-	10 E 400 310 162000 951	09/30/2021
				Totals for Mudgetts, Karissa	100.00		
172729	09/30/2021	Nicks, Alex	0 9/18/21	VOLLEYBALL TABLE WORKER	100.00	10 E 400 310 162000 951	09/30/2021
172729	09/30/2021	Nicks, Alex	0 9/18/21	VOLLEYBALL TABLE WORKER	100.00	10 E 400 310 162000 951	09/30/2021
172729	09/30/2021	Nicks, Alex	0 9/18/21	VOLLEYBALL TABLE WORKER	100.00-	10 E 400 310 162000 951	09/30/2021
				Totals for Nicks, Alex	100.00		
172730	09/30/2021	Pilgrim, Melissa	0 9/18/21	VOLLEYBALL TABLE WORKER	100.00	10 E 400 310 162000 951	09/30/2021
172730	09/30/2021	Pilgrim, Melissa	0 9/18/21	VOLLEYBALL TABLE WORKER	100.00	10 E 400 310 162000 951	09/30/2021
172730	09/30/2021	Pilgrim, Melissa	0 9/18/21	VOLLEYBALL TABLE WORKER	100.00-	10 E 400 310 162000 951	09/30/2021

CHECK #	CHECK DATE	VENDOR	PO INVOICE #	DESCRIPTION	CHECK AMOUNT	ACCOUNT	POST DATE
			NUMBER			NUMBER	
Totals for Pilgrim, Melissa					100.00		
172731	09/30/2021	Poetzl, Denice	0 8/27-9/3/21	FOOTBALL TICKET TAKER	60.00	10 E 400 310 162000 950	09/30/2021
172731	09/30/2021	Poetzl, Denice	0 8/27-9/3/21	FOOTBALL TICKET TAKER	60.00	10 E 400 310 162000 950	09/30/2021
172731	09/30/2021	Poetzl, Denice	0 8/27-9/3/21	FOOTBALL TICKET TAKER	60.00-	10 E 400 310 162000 950	09/30/2021
172731	09/30/2021	Poetzl, Denice	0 8/28-9/14/21	SOCCER TABLE WORKER	260.00	10 E 400 310 162000 952	09/30/2021
172731	09/30/2021	Poetzl, Denice	0 8/28-9/14/21	SOCCER TABLE WORKER	260.00	10 E 400 310 162000 952	09/30/2021
172731	09/30/2021	Poetzl, Denice	0 8/28-9/14/21	SOCCER TABLE WORKER	260.00-	10 E 400 310 162000 952	09/30/2021
Totals for Poetzl, Denice					320.00		
172732	09/30/2021	Rau, Brynn	0 8/26/21	VOLLEYBALL TABLE WORKER	25.00	10 E 400 310 162000 951	09/30/2021
172732	09/30/2021	Rau, Brynn	0 8/26/21	VOLLEYBALL TABLE WORKER	25.00	10 E 400 310 162000 951	09/30/2021
172732	09/30/2021	Rau, Brynn	0 8/26/21	VOLLEYBALL TABLE WORKER	25.00-	10 E 400 310 162000 951	09/30/2021
Totals for Rau, Brynn					25.00		
172733	09/30/2021	Steliga, Joan	0 9/2/21	VOLLEYBALL TICKET TAKER	30.00	10 E 400 310 162000 951	09/30/2021
172733	09/30/2021	Steliga, Joan	0 9/2/21	VOLLEYBALL TICKET TAKER	30.00	10 E 400 310 162000 951	09/30/2021
172733	09/30/2021	Steliga, Joan	0 9/2/21	VOLLEYBALL TICKET TAKER	30.00-	10 E 400 310 162000 951	09/30/2021
Totals for Steliga, Joan					30.00		
172734	09/30/2021	Venzke, Alicia	0 8/31/21	SWIMMING LIFEGUARD	30.00	10 E 400 310 162000 954	09/30/2021
172734	09/30/2021	Venzke, Alicia	0 8/31/21	SWIMMING LIFEGUARD	30.00	10 E 400 310 162000 954	09/30/2021
172734	09/30/2021	Venzke, Alicia	0 8/31/21	SWIMMING LIFEGUARD	30.00-	10 E 400 310 162000 954	09/30/2021
Totals for Venzke, Alicia					30.00		
172735	09/30/2021	Weix, Christine	0 8/31-9/9/21	MASH/MAMS SWIMMING ANNOUNCER	90.00	10 E 400 310 162000 954	09/30/2021
172735	09/30/2021	Weix, Christine	0 8/31-9/9/21	MASH/MAMS SWIMMING ANNOUNCER	30.00	80 E 200 310 393000 954	09/30/2021
172735	09/30/2021	Weix, Christine	0 8/31-9/9/21	MASH/MAMS SWIMMING ANNOUNCER	90.00	10 E 400 310 162000 954	09/30/2021
172735	09/30/2021	Weix, Christine	0 8/31-9/9/21	MASH/MAMS SWIMMING ANNOUNCER	30.00	80 E 200 310 393000 954	09/30/2021
172735	09/30/2021	Weix, Christine	0 8/31-9/9/21	MASH/MAMS SWIMMING ANNOUNCER	90.00-	10 E 400 310 162000 954	09/30/2021
172735	09/30/2021	Weix, Christine	0 8/31-9/9/21	MASH/MAMS SWIMMING ANNOUNCER	30.00-	80 E 200 310 393000 954	09/30/2021
Totals for Weix, Christine					120.00		
172736	09/30/2021	Wesle, Allie	0 8/26/21	VOLLEYBALL TABLE WORKER	25.00	10 E 400 310 162000 951	09/30/2021
172736	09/30/2021	Wesle, Allie	0 8/26/21	VOLLEYBALL TABLE WORKER	25.00	10 E 400 310 162000 951	09/30/2021
172736	09/30/2021	Wesle, Allie	0 8/26/21	VOLLEYBALL TABLE WORKER	25.00-	10 E 400 310 162000 951	09/30/2021
Totals for Wesle, Allie					25.00		
172737	09/30/2021	Wesle, Sara	0 9/18/21	VOLLEYBALL TABLE WORKER	100.00	10 E 400 310 162000 951	09/30/2021
172737	09/30/2021	Wesle, Sara	0 9/18/21	VOLLEYBALL TABLE WORKER	100.00	10 E 400 310 162000 951	09/30/2021
172737	09/30/2021	Wesle, Sara	0 9/18/21	VOLLEYBALL TABLE WORKER	100.00-	10 E 400 310 162000 951	09/30/2021
Totals for Wesle, Sara					100.00		
172738	09/30/2021	Wibben, Brook	0 9/14/21	VOLLEYBALL TABLE WORKER	30.00	10 E 400 310 162000 951	09/30/2021
172738	09/30/2021	Wibben, Brook	0 9/14/21	VOLLEYBALL TABLE WORKER	30.00	10 E 400 310 162000 951	09/30/2021
172738	09/30/2021	Wibben, Brook	0 9/14/21	VOLLEYBALL TABLE WORKER	30.00-	10 E 400 310 162000 951	09/30/2021
Totals for Wibben, Brook					30.00		

CHECK #	CHECK DATE	VENDOR	PO INVOICE #	DESCRIPTION	CHECK AMOUNT	ACCOUNT	POST DATE
			NUMBER			NUMBER	
172739	09/30/2021	Wibben, Cheryl	0 8/27-9/17/21	FOOTBALL TICKET TAKER	60.00	10 E 400 310 162000 950	09/30/2021
172739	09/30/2021	Wibben, Cheryl	0 8/27-9/17/21	FOOTBALL TICKET TAKER	60.00	10 E 400 310 162000 950	09/30/2021
172739	09/30/2021	Wibben, Cheryl	0 8/27-9/17/21	FOOTBALL TICKET TAKER	60.00-	10 E 400 310 162000 950	09/30/2021
172739	09/30/2021	Wibben, Cheryl	0 9/2-9/14/21	VOLLEYBALL TABLE WORKER	60.00	10 E 400 310 162000 951	09/30/2021
172739	09/30/2021	Wibben, Cheryl	0 9/2-9/14/21	VOLLEYBALL TABLE WORKER	60.00	10 E 400 310 162000 951	09/30/2021
172739	09/30/2021	Wibben, Cheryl	0 9/2-9/14/21	VOLLEYBALL TABLE WORKER	60.00-	10 E 400 310 162000 951	09/30/2021
				Totals for Wibben, Cheryl	120.00		
172740	09/30/2021	Williams, Michele	0 8/31-9/9/21	MASH/MAMS SWIMMING HEAD TIMER	90.00	10 E 400 310 162000 954	09/30/2021
172740	09/30/2021	Williams, Michele	0 8/31-9/9/21	MASH/MAMS SWIMMING HEAD TIMER	30.00	80 E 200 310 393000 954	09/30/2021
172740	09/30/2021	Williams, Michele	0 8/31-9/9/21	MASH/MAMS SWIMMING HEAD TIMER	90.00	10 E 400 310 162000 954	09/30/2021
172740	09/30/2021	Williams, Michele	0 8/31-9/9/21	MASH/MAMS SWIMMING HEAD TIMER	30.00	80 E 200 310 393000 954	09/30/2021
172740	09/30/2021	Williams, Michele	0 8/31-9/9/21	MASH/MAMS SWIMMING HEAD TIMER	90.00-	10 E 400 310 162000 954	09/30/2021
172740	09/30/2021	Williams, Michele	0 8/31-9/9/21	MASH/MAMS SWIMMING HEAD TIMER	30.00-	80 E 200 310 393000 954	09/30/2021
				Totals for Williams, Michele	120.00		
172741	09/30/2021	NASP	0 10/2/21	BAI CLASS	80.00	10 E 800 310 221300 381	09/30/2021
				Totals for NASP	80.00		
172742	09/30/2021	Peterson, Denise	0 333552	RAIDER TUMBLERS	50.00	21 E 400 411 240000 411	09/30/2021
				Totals for Peterson, Denise	50.00		
172743	09/30/2021	Petty Cash	0 9/30/21	CROSS COUNTRY CONCESSION CASH	300.00	10 E 400 411 162000 955	09/30/2021
				Totals for Petty Cash	300.00		
172744	09/30/2021	Pro Designs of WI LLC	0 13201	RAIDERS COMMITTED BANNERS	592.00	21 E 400 411 240000 475	09/30/2021
				Totals for Pro Designs of WI LLC	592.00		
172745	09/30/2021	Pumpkin Hollow	0 10/1/21	2ND GRADE FIELD TRIP 3 CLASSES: 61 STUDENTS	61.00	21 E 100 411 240000 010	09/30/2021
				Totals for Pumpkin Hollow	61.00		
172746	09/30/2021	RBS Activewear	0 171390	CROSS COUNTRY CLOTHING	894.88	21 E 200 420 240000 224	09/30/2021
				Totals for RBS Activewear	894.88		
172747	09/30/2021	Rock Ridge Orchard	0 10/1/21	2ND GRADE FIELD TRIP 3 CLASSES: 61 STUDENTS	366.00	21 E 100 411 240000 010	09/30/2021
				Totals for Rock Ridge Orchard	366.00		
172748	09/30/2021	Wausau Music Center	0 80856	LYRES	18.00	10 E 200 411 125500 000	09/30/2021
				Totals for Wausau Music Center	18.00		
172749	09/30/2021	Woller, Scott	0 6/10/21	SUICIDE WALK DJ SERVICE	250.00	21 E 800 310 240000 181	09/30/2021
				Totals for Woller, Scott	250.00		
172750	09/30/2021	WVC Middle Level Athletic Asso	0 2021-22	CONFERENCE DUES AND TRACK WRESTLING	250.00	80 E 200 940 393000 959	09/30/2021
				Totals for WVC Middle Level Athletic Ass	250.00		
172751	09/30/2021	A'viands LLC	0 INV1900026378A	AUGUST 2021 FOOD SERVICE	44,446.73	50 L 000 000 811200 000	09/30/2021
				Totals for A'viands LLC	44,446.73		

CHECK #	CHECK DATE	VENDOR	PO INVOICE #	DESCRIPTION	CHECK AMOUNT	ACCOUNT	POST DATE
						NUMBER	
172752	09/30/2021	Krug's Bus Service Inc	0 09/01/21 to 9/2	PUPIL TRANSPORTATION	1,089.53	10 E 400 341 256741 000	09/30/2021
172752	09/30/2021	Krug's Bus Service Inc	0 09/01/21 to 9/2	PUPIL TRANSPORTATION	1,512.22	10 E 400 341 256770 000	09/30/2021
172752	09/30/2021	Krug's Bus Service Inc	0 09/01/21 to 9/2	PUPIL TRANSPORTATION	101,313.32	10 E 800 341 256710 000	09/30/2021
172752	09/30/2021	Krug's Bus Service Inc	0 09/01/21 to 9/2	PUPIL TRANSPORTATION	799.11	10 E 800 341 256720 000	09/30/2021
172752	09/30/2021	Krug's Bus Service Inc	0 09/01/21 to 9/2	PUPIL TRANSPORTATION	3,206.40	10 E 400 341 256742 955	09/30/2021
172752	09/30/2021	Krug's Bus Service Inc	0 09/01/21 to 9/2	PUPIL TRANSPORTATION	3,810.90	10 E 400 341 256742 950	09/30/2021
172752	09/30/2021	Krug's Bus Service Inc	0 09/01/21 to 9/2	PUPIL TRANSPORTATION	3,007.60	10 E 400 341 256742 952	09/30/2021
172752	09/30/2021	Krug's Bus Service Inc	0 09/01/21 to 9/2	PUPIL TRANSPORTATION	440.16	10 E 400 341 256742 954	09/30/2021
172752	09/30/2021	Krug's Bus Service Inc	0 09/01/21 to 9/2	PUPIL TRANSPORTATION	2,623.29	10 E 400 341 256742 953	09/30/2021
172752	09/30/2021	Krug's Bus Service Inc	0 09/01/21 to 9/2	PUPIL TRANSPORTATION	3,190.03	10 E 400 341 256742 951	09/30/2021
172752	09/30/2021	Krug's Bus Service Inc	0 09/01/21 to 9/2	PUPIL TRANSPORTATION	150.00	21 E 400 341 256770 444	09/30/2021
172752	09/30/2021	Krug's Bus Service Inc	0 09/01/21 to 9/2	PUPIL TRANSPORTATION	1,403.52	27 E 800 348 256250 011	09/30/2021
172752	09/30/2021	Krug's Bus Service Inc	0 09/01/21 to 9/2	PUPIL TRANSPORTATION	761.28	80 E 200 341 256790 950	09/30/2021
172752	09/30/2021	Krug's Bus Service Inc	0 09/01/21 to 9/2	PUPIL TRANSPORTATION	1,323.85	80 E 200 341 256790 951	09/30/2021
172752	09/30/2021	Krug's Bus Service Inc	0 09/01/21 to 9/2	PUPIL TRANSPORTATION	835.41	80 E 200 341 256790 954	09/30/2021
172752	09/30/2021	Krug's Bus Service Inc	0 09/01/21 to 9/2	PUPIL TRANSPORTATION	1,505.08	80 E 200 341 256790 955	09/30/2021
				Totals for Krug's Bus Service Inc	126,971.70		
172753	09/30/2021	Kussrow, April	0 REFUND	FOOD SERVICE ACCOUNT	100.00	50 R 800 251 257000 000	09/30/2021
				Totals for Kussrow, April	100.00		
172754	09/30/2021	Anderson, Vernon	0 9/30/21	JV2 FOOTBALL VS ANTIGO	50.00	10 E 400 310 162000 950	09/30/2021
				Totals for Anderson, Vernon	50.00		
172755	09/30/2021	Belter, Alexandra	0 10/2/21	JV VOLLEYBALL INVITE	200.00	10 E 400 310 162000 951	09/30/2021
				Totals for Belter, Alexandra	200.00		
172756	09/30/2021	Bub, Michael	0 9/30/21	VARSITY CROSS COUNTRY INVITE	90.00	10 E 400 310 162000 955	09/30/2021
				Totals for Bub, Michael	90.00		
172757	09/30/2021	Clausnitzer, John	0 9/30/21	JV2 FOOTBALL VS ANTIGO	50.00	10 E 400 310 162000 950	09/30/2021
				Totals for Clausnitzer, John	50.00		
172758	09/30/2021	Dean, Paul	0 10/2/21	JV VOLLEYBALL INVITE	200.00	10 E 400 310 162000 951	09/30/2021
				Totals for Dean, Paul	200.00		
172759	09/30/2021	Jochimsen McCarron, Ashley	0 9/30/21	JV2 VOLLEYBALL VS ANTIGO	50.00	10 E 400 310 162000 951	09/30/2021
				Totals for Jochimsen McCarron, Ashley	50.00		
172759	10/01/2021	Jochimsen McCarron, Ashley	0 9/30/21	JV2 VOLLEYBALL VS ANTIGO	50.00-	10 E 400 310 162000 951	10/01/2021
				Totals for Jochimsen McCarron, Ashley	50.00-		
172760	09/30/2021	Koester, David	0 9/30/21	JV2 FOOTBALL VS ANTIGO	50.00	10 E 400 310 162000 950	09/30/2021
				Totals for Koester, David	50.00		
172761	09/30/2021	Lange, Amanda	0 9/30/21	JV2 VOLLEYBALL VS ANTIGO	50.00	10 E 400 310 162000 951	09/30/2021
				Totals for Lange, Amanda	50.00		
172761	10/01/2021	Lange, Amanda	0 9/30/21	JV2 VOLLEYBALL VS ANTIGO	50.00-	10 E 400 310 162000 951	10/01/2021
				Totals for Lange, Amanda	50.00-		

CHECK #	CHECK DATE	VENDOR	PO INVOICE #	DESCRIPTION	CHECK AMOUNT	ACCOUNT	POST DATE
			NUMBER			NUMBER	
172762	09/30/2021	Pumpkin Hollow	0 10/5/21	2ND GRADE FIELD TRIP 2 CLASS: 43 STUDENTS	43.00	21 E 100 411 240000 010	09/30/2021
				Totals for Pumpkin Hollow	43.00		
172763	09/30/2021	Rock Ridge Orchard	0 10/5/21	2ND GRADE FIELD TRIP 2 CLASS: 43 STUDENTS	258.00	21 E 100 411 240000 010	09/30/2021
				Totals for Rock Ridge Orchard	258.00		
172764	09/30/2021	Scott, Jeffrey	0 10/2/21	JV VOLLEYBALL INVITE	200.00	10 E 400 310 162000 951	09/30/2021
				Totals for Scott, Jeffrey	200.00		
172765	09/30/2021	Vanderwyst, Chad	0 9/30/21	VARSITY VOLLEYBALL VS ANTIGO	135.00	10 E 400 310 162000 951	09/30/2021
				Totals for Vanderwyst, Chad	135.00		
172766	09/30/2021	Vanderwyst, Steven	0 9/30/21	VARSITY VOLLEYBALL VS ANTIGO	135.00	10 E 400 310 162000 951	09/30/2021
				Totals for Vanderwyst, Steven	135.00		
172767	09/30/2021	Weiler, Russ	0 9/30/21	JV2 FOOTBALL VS ANTIGO	50.00	10 E 400 310 162000 950	09/30/2021
				Totals for Weiler, Russ	50.00		
172768	09/30/2021	Medford Area Public School Dis	0 09/30/2021	Payr	1,219.13	10 A 000 000 711100 000	09/30/2021
				Totals for Medford Area Public School Di	1,219.13		
172769	09/30/2021	Bub, Michael	0 9/30/21	MAMS CROSS COUNTRY INVITE	70.00	80 E 200 310 393000 955	09/30/2021
				Totals for Bub, Michael	70.00		
172770	09/30/2021	Delta Dental of Wisconsin	0 October 2021	October 2021	21,764.16	10 L 000 000 811632 000	09/30/2021
172770	09/30/2021	Delta Dental of Wisconsin	0 October 2021	October 2021	6,839.16	27 L 000 000 811632 000	09/30/2021
172770	09/30/2021	Delta Dental of Wisconsin	0 October 2021	October 2021	156.86	50 L 000 000 811632 000	09/30/2021
172770	09/30/2021	Delta Dental of Wisconsin	0 October 2021	October 2021	125.22	80 L 000 000 811632 000	09/30/2021
172770	09/30/2021	Delta Dental of Wisconsin	0 October 2021	October 2021	6,145.96	99 L 000 000 811632 000	09/30/2021
172770	09/30/2021	Delta Dental of Wisconsin	0 October 2021	October 2021	21,764.16-	10 L 000 000 811632 000	09/30/2021
172770	09/30/2021	Delta Dental of Wisconsin	0 October 2021	October 2021	6,839.16-	27 L 000 000 811632 000	09/30/2021
172770	09/30/2021	Delta Dental of Wisconsin	0 October 2021	October 2021	156.86-	50 L 000 000 811632 000	09/30/2021
172770	09/30/2021	Delta Dental of Wisconsin	0 October 2021	October 2021	125.22-	80 L 000 000 811632 000	09/30/2021
172770	09/30/2021	Delta Dental of Wisconsin	0 October 2021	October 2021	6,145.96-	99 L 000 000 811632 000	09/30/2021
				Totals for Delta Dental of Wisconsin	0.00		
172771	09/30/2021	Kansas City Life Insurance Co	0 October 2021	October 2021	2,866.84	10 L 000 000 811633 000	09/30/2021
172771	09/30/2021	Kansas City Life Insurance Co	0 October 2021	October 2021	1,151.39	27 L 000 000 811633 000	09/30/2021
172771	09/30/2021	Kansas City Life Insurance Co	0 October 2021	October 2021	28.82	50 L 000 000 811633 000	09/30/2021
172771	09/30/2021	Kansas City Life Insurance Co	0 October 2021	October 2021	10.56	80 L 000 000 811633 000	09/30/2021
172771	09/30/2021	Kansas City Life Insurance Co	0 October 2021	October 2021	1,035.15	99 L 000 000 811633 000	09/30/2021
172771	09/30/2021	Kansas City Life Insurance Co	0 October 2021	October 2021	2,866.84-	10 L 000 000 811633 000	09/30/2021
172771	09/30/2021	Kansas City Life Insurance Co	0 October 2021	October 2021	1,151.39-	27 L 000 000 811633 000	09/30/2021
172771	09/30/2021	Kansas City Life Insurance Co	0 October 2021	October 2021	28.82-	50 L 000 000 811633 000	09/30/2021
172771	09/30/2021	Kansas City Life Insurance Co	0 October 2021	October 2021	10.56-	80 L 000 000 811633 000	09/30/2021
172771	09/30/2021	Kansas City Life Insurance Co	0 October 2021	October 2021	1,035.15-	99 L 000 000 811633 000	09/30/2021

CHECK #	CHECK DATE	VENDOR	PO INVOICE #	DESCRIPTION	CHECK AMOUNT	ACCOUNT	POST DATE
			NUMBER			NUMBER	
Totals for Kansas City Life Insurance Co					0.00		
172772	09/30/2021	Thrivent Financial/Lutherans	0 20210930ADDA0	GROUP ID: 000192600-002; L JISKRA - \$300.00	300.00	10 L 000 000 811670 000	09/30/2021
172772	09/30/2021	Thrivent Financial/Lutherans	0 20210930ADDA0	GROUP ID: 000192600-002; L JISKRA - \$300.00	300.00-	10 L 000 000 811670 000	09/30/2021
Totals for Thrivent Financial/Lutherans					0.00		
172773	09/30/2021	Thrivent Mutual Funds	0 20210930CDDATM	Thrivent Mutual Funds; J HRABY - \$250.00	250.00	10 L 000 000 811670 000	09/30/2021
172773	09/30/2021	Thrivent Mutual Funds	0 20210930CDDATM	Thrivent Mutual Funds; J HRABY - \$250.00	250.00-	10 L 000 000 811670 000	09/30/2021
Totals for Thrivent Mutual Funds					0.00		
172774	09/30/2021	Ameriprise Financial Services	0 20210930CDDAB	NBS - National Benefit Services; B Walsh - \$200.00	200.00	99 L 000 000 811670 000	09/30/2021
172774	09/30/2021	Ameriprise Financial Services	0 20210930CDDAB	NBS - National Benefit Services; B Walsh - \$200.00	200.00-	99 L 000 000 811670 000	09/30/2021
Totals for Ameriprise Financial Services					0.00		
172775	09/30/2021	AXA Equitable	0 20210930ADDA22	AXA EQUITABLE	500.00	10 L 000 000 811670 000	09/30/2021
172775	09/30/2021	AXA Equitable	0 20210930ADDA22	AXA EQUITABLE	200.00	99 L 000 000 811670 000	09/30/2021
172775	09/30/2021	AXA Equitable	0 20210930ADDA22	AXA EQUITABLE	500.00-	10 L 000 000 811670 000	09/30/2021
172775	09/30/2021	AXA Equitable	0 20210930ADDA22	AXA EQUITABLE	200.00-	99 L 000 000 811670 000	09/30/2021
Totals for AXA Equitable					0.00		
172776	09/30/2021	WI SCTF	0 20210930ADDGA	WI SCTF - T LYBERT - 5032775 - \$211.00; B WERT - 6063683 - \$73.00; J CLIVER - 778717 - \$200.00	484.00	10 L 000 000 811680 000	09/30/2021
172776	09/30/2021	WI SCTF	0 20210930ADDGA	WI SCTF - T LYBERT - 5032775 - \$211.00; B WERT - 6063683 - \$73.00; J CLIVER - 778717 - \$200.00	484.00-	10 L 000 000 811680 000	09/30/2021
Totals for WI SCTF					0.00		
172777	09/30/2021	Aspirus Health Plan	0 October 2021	October 2021	291,291.58	10 L 000 000 811631 000	09/30/2021
172777	09/30/2021	Aspirus Health Plan	0 October 2021	October 2021	100,116.15	27 L 000 000 811631 000	09/30/2021
172777	09/30/2021	Aspirus Health Plan	0 October 2021	October 2021	2,644.79	50 L 000 000 811631 000	09/30/2021
172777	09/30/2021	Aspirus Health Plan	0 October 2021	October 2021	1,706.39	80 L 000 000 811631 000	09/30/2021
172777	09/30/2021	Aspirus Health Plan	0 October 2021	October 2021	85,031.62	99 L 000 000 811631 000	09/30/2021
172777	09/30/2021	Aspirus Health Plan	0 October 2021	October 2021	291,291.58-	10 L 000 000 811631 000	09/30/2021
172777	09/30/2021	Aspirus Health Plan	0 October 2021	October 2021	100,116.15-	27 L 000 000 811631 000	09/30/2021
172777	09/30/2021	Aspirus Health Plan	0 October 2021	October 2021	2,644.79-	50 L 000 000 811631 000	09/30/2021
172777	09/30/2021	Aspirus Health Plan	0 October 2021	October 2021	1,706.39-	80 L 000 000 811631 000	09/30/2021

CHECK #	CHECK DATE	VENDOR	PO	INVOICE #	DESCRIPTION	CHECK AMOUNT	ACCOUNT			POST DATE
							NUMBER	NUMBER	NUMBER	
172777	09/30/2021	Aspirus Health Plan	0	October 2021	October 2021	85,031.62-	99	L 000 000	811631 000	09/30/2021
					Totals for Aspirus Health Plan	0.00				
172778	09/30/2021	NVA Vision	0	October 2021	October 2021	1,645.13	10	L 000 000	811639 000	09/30/2021
172778	09/30/2021	NVA Vision	0	October 2021	October 2021	420.92	27	L 000 000	811639 000	09/30/2021
172778	09/30/2021	NVA Vision	0	October 2021	October 2021	285.69	99	L 000 000	811639 000	09/30/2021
172778	09/30/2021	NVA Vision	0	October 2021	October 2021	3.40	80	L 000 000	811639 000	09/30/2021
172778	09/30/2021	NVA Vision	0	October 2021	October 2021	1,645.13-	10	L 000 000	811639 000	09/30/2021
172778	09/30/2021	NVA Vision	0	October 2021	October 2021	420.92-	27	L 000 000	811639 000	09/30/2021
172778	09/30/2021	NVA Vision	0	October 2021	October 2021	285.69-	99	L 000 000	811639 000	09/30/2021
172778	09/30/2021	NVA Vision	0	October 2021	October 2021	3.40-	80	L 000 000	811639 000	09/30/2021
					Totals for NVA Vision	0.00				
172779	10/01/2021	Delta Dental of Wisconsin	0	October 2021	October 2021	21,764.16	10	L 000 000	811632 000	10/01/2021
172779	10/01/2021	Delta Dental of Wisconsin	0	October 2021	October 2021	6,839.16	27	L 000 000	811632 000	10/01/2021
172779	10/01/2021	Delta Dental of Wisconsin	0	October 2021	October 2021	156.86	50	L 000 000	811632 000	10/01/2021
172779	10/01/2021	Delta Dental of Wisconsin	0	October 2021	October 2021	125.22	80	L 000 000	811632 000	10/01/2021
172779	10/01/2021	Delta Dental of Wisconsin	0	October 2021	October 2021	6,145.96	99	L 000 000	811632 000	10/01/2021
					Totals for Delta Dental of Wisconsin	35,031.36				
172780	10/01/2021	Kansas City Life Insurance Co	0	October 2021	October 2021	2,866.84	10	L 000 000	811633 000	10/01/2021
172780	10/01/2021	Kansas City Life Insurance Co	0	October 2021	October 2021	1,151.39	27	L 000 000	811633 000	10/01/2021
172780	10/01/2021	Kansas City Life Insurance Co	0	October 2021	October 2021	28.82	50	L 000 000	811633 000	10/01/2021
172780	10/01/2021	Kansas City Life Insurance Co	0	October 2021	October 2021	10.56	80	L 000 000	811633 000	10/01/2021
172780	10/01/2021	Kansas City Life Insurance Co	0	October 2021	October 2021	1,035.15	99	L 000 000	811633 000	10/01/2021
					Totals for Kansas City Life Insurance Co	5,092.76				
172781	10/01/2021	Thrivent Financial/Lutherans	0	October 2021	October 2021	300.00	10	L 000 000	811670 000	10/01/2021
					Totals for Thrivent Financial/Lutherans	300.00				
172782	10/01/2021	Thrivent Mutual Funds	0	October 2021	October 2021	250.00	10	L 000 000	811670 000	10/01/2021
					Totals for Thrivent Mutual Funds	250.00				
172783	10/01/2021	Ameriprise Financial Services	0	October 2021	October 2021	200.00	99	L 000 000	811670 000	10/01/2021
					Totals for Ameriprise Financial Services	200.00				
172784	10/01/2021	AXA Equitable	0	October 2021	October 2021	500.00	10	L 000 000	811670 000	10/01/2021
172784	10/01/2021	AXA Equitable	0	October 2021	October 2021	200.00	99	L 000 000	811670 000	10/01/2021
					Totals for AXA Equitable	700.00				
172785	10/01/2021	WI SCTF	0	October 2021	October 2021	484.00	10	L 000 000	811680 000	10/01/2021
					Totals for WI SCTF	484.00				
172786	10/01/2021	Aspirus Health Plan	0	October 2021	October 2021	291,291.58	10	L 000 000	811631 000	10/01/2021
172786	10/01/2021	Aspirus Health Plan	0	October 2021	October 2021	100,116.15	27	L 000 000	811631 000	10/01/2021
172786	10/01/2021	Aspirus Health Plan	0	October 2021	October 2021	2,644.79	50	L 000 000	811631 000	10/01/2021
172786	10/01/2021	Aspirus Health Plan	0	October 2021	October 2021	1,706.39	80	L 000 000	811631 000	10/01/2021
172786	10/01/2021	Aspirus Health Plan	0	October 2021	October 2021	85,031.62	99	L 000 000	811631 000	10/01/2021

CHECK #	CHECK DATE	VENDOR	PO	INVOICE #	DESCRIPTION	CHECK AMOUNT	ACCOUNT	POST DATE
							NUMBER	
Totals for Aspirus Health Plan						480,790.53		
172787	10/01/2021	NVA Vision	0	October 2021	October 2021	1,645.13	10 L 000 000 811639 000	10/01/2021
172787	10/01/2021	NVA Vision	0	October 2021	October 2021	420.92	27 L 000 000 811639 000	10/01/2021
172787	10/01/2021	NVA Vision	0	October 2021	October 2021	285.69	99 L 000 000 811639 000	10/01/2021
172787	10/01/2021	NVA Vision	0	October 2021	October 2021	3.40	80 L 000 000 811639 000	10/01/2021
Totals for NVA Vision						2,355.14		
172788	10/04/2021	Brooks, D Tran	0	10/4/21	JV FOOTBALL VS ABBOTSFORD	50.00	10 E 400 310 162000 950	10/04/2021
Totals for Brooks, D Tran						50.00		
172789	10/04/2021	Clausnitzer, John	0	10/4/21	JV FOOTBALL VS ABBOTSFORD	50.00	10 E 400 310 162000 950	10/04/2021
Totals for Clausnitzer, John						50.00		
172790	10/04/2021	Guden, Andrew	0	10/4/21	JV FOOTBALL VS ABBOTSFORD	50.00	10 E 400 310 162000 950	10/04/2021
172790	10/04/2021	Guden, Andrew	0	10/5/21	MAMS FOOTBALL VS PJ JACOBS J.H.	50.00	80 E 200 310 393000 950	10/04/2021
Totals for Guden, Andrew						100.00		
172790	10/05/2021	Guden, Andrew	0	10/4/21	JV FOOTBALL VS ABBOTSFORD	50.00-	10 E 400 310 162000 950	10/05/2021
172790	10/05/2021	Guden, Andrew	0	10/5/21	MAMS FOOTBALL VS PJ JACOBS J.H.	50.00-	80 E 200 310 393000 950	10/05/2021
Totals for Guden, Andrew						100.00-		
172791	10/04/2021	Pilgrim, Ryan	0	10/5/21	MAMS FOOTBALL VS PJ JACOBS J.H.	50.00	80 E 200 310 393000 950	10/04/2021
Totals for Pilgrim, Ryan						50.00		
172792	10/04/2021	Weik, Trent	0	10/5/21	MAMS FOOTBALL VS PJ JACOBS J.H.	50.00	80 E 200 310 393000 950	10/04/2021
Totals for Weik, Trent						50.00		
172793	10/04/2021	Wudi, Michael	0	10/4/21	JV FOOTBALL VS ABBOTSFORD	50.00	10 E 400 310 162000 950	10/04/2021
172793	10/04/2021	Wudi, Michael	0	10/5/21	MAMS FOOTBALL VS PJ JACOBS J.H.	50.00	80 E 200 310 393000 950	10/04/2021
Totals for Wudi, Michael						100.00		
172794	10/04/2021	Associated Trust Company	0	20234	GENERAL OBLIGATION PROMISSORY NOTE	325.00	10 E 800 940 252000 000	10/04/2021
Totals for Associated Trust Company						325.00		
172795	10/04/2021	Fourmens Farm Home	0	003911	GRASS SEED/STRAW BLANKET	205.96	10 E 800 411 254200 000	10/04/2021
Totals for Fourmens Farm Home						205.96		
172796	10/04/2021	Heid Music	4002100123	2864837	open po	275.59	10 E 400 411 125500 000	10/04/2021
172796	10/04/2021	Heid Music	4002100123	2872527	open po	109.94	10 E 400 411 125500 000	10/04/2021
Totals for Heid Music						385.53		
172797	10/04/2021	Horace Mann Middle School	0	10/9/21	MAMS SWIMMING	150.00	80 E 200 940 393000 954	10/04/2021
Totals for Horace Mann Middle School						150.00		
172798	10/04/2021	Jensen Chip & Seal Coating LLC	0	1187	2 LOADS FO SCREENED BLACK DIRT	600.00	10 E 200 324 254200 000	10/04/2021
Totals for Jensen Chip & Seal Coating LL						600.00		
172799	10/04/2021	Kaplan Early Learning Co	6002100204	5981689	ID curriculum	19.95	99 E 600 411 110000 360	10/04/2021
Totals for Kaplan Early Learning Co						19.95		
172800	10/04/2021	Kinnison, Barbara	0	10/4/21	MEMORIAL FOR DORIS FELICIAN	40.00	10 E 800 411 231000 000	10/04/2021
Totals for Kinnison, Barbara						40.00		
172801	10/04/2021	McGraw-Hill School Education H	6002100211	119373315001	Alexs Math Subscription	2,025.00	99 E 600 360 110000 360	10/04/2021

CHECK #	CHECK DATE	VENDOR	PO INVOICE #	DESCRIPTION	CHECK AMOUNT	ACCOUNT	POST DATE
			NUMBER			NUMBER	
				Totals for McGraw-Hill School Education	2,025.00		
172802	10/04/2021	Northern Music Service	2002100187 67507	Music supplies	33.29	10 E 200 411 125500 000	10/04/2021
172802	10/04/2021	Northern Music Service	2002100188 67505	instrument repair	70.00	10 E 200 324 125500 000	10/04/2021
				Totals for Northern Music Service	103.29		
172803	10/04/2021	Stetson Forest Products	2002100212 1402	Kiln dried Pine for projects	800.00	10 E 200 411 136000 000	10/04/2021
				Totals for Stetson Forest Products	800.00		
172804	10/04/2021	Tomahawk Middle School	0 10/7/21	MAMS CROSS COUNTRY	50.00	80 E 200 940 393000 955	10/04/2021
				Totals for Tomahawk Middle School	50.00		
172805	10/04/2021	Wisconsin Dells High School	0 10/9/21	VARSITY CROSS COUNTRY	165.00	10 E 400 940 162000 955	10/04/2021
				Totals for Wisconsin Dells High School	165.00		
172806	10/05/2021	Baldwin-Woodville High School	0 10/6/21	RESERVE TENNIS COURTS	20.00	10 E 400 940 162000 953	10/05/2021
				Totals for Baldwin-Woodville High School	20.00		
172807	10/05/2021	Braun Thyssenkrupp Elevator	0 21326	MASH ELEVATOR INSPECTIONS	2,051.27	10 E 400 324 254300 000	10/05/2021
				Totals for Braun Thyssenkrupp Elevator	2,051.27		
172808	10/05/2021	Charter Communications	0 0062442092721	8245 11 246 0062442: RVA 9/27-10/26/21	44.88	99 E 600 360 295000 360	10/05/2021
				Totals for Charter Communications	44.88		
172809	10/05/2021	GFL Environmental	0 UD0000030165	WASTE SERVICES: SEPTEMBER	440.54	10 E 400 324 253000 000	10/05/2021
172809	10/05/2021	GFL Environmental	0 UD0000030165	WASTE SERVICES: SEPTEMBER	341.61	10 E 100 324 253000 000	10/05/2021
172809	10/05/2021	GFL Environmental	0 UD0000030165	WASTE SERVICES: SEPTEMBER	390.45	10 E 101 324 253000 000	10/05/2021
172809	10/05/2021	GFL Environmental	0 UD0000030165	WASTE SERVICES: SEPTEMBER	576.85	10 E 200 324 253000 000	10/05/2021
				Totals for GFL Environmental	1,749.45		
172810	10/05/2021	Henrichs, Pat	0 10/4/21	JV FOOTBALL VS ABBOTSFORD	50.00	10 E 400 310 162000 950	10/05/2021
				Totals for Henrichs, Pat	50.00		
172811	10/05/2021	Pilgrim, Janice	0 10/5/21	MAMS VOLLEYBALL VS TOMAHAWK	50.00	80 E 200 310 393000 951	10/05/2021
				Totals for Pilgrim, Janice	50.00		
172812	10/05/2021	Taylor Family Care Clinic, L	0 29876	LEVEL 2 VISIT: ANNE MAIRE DEBRUYNE	105.00	99 E 600 310 221200 360	10/05/2021
172812	10/05/2021	Taylor Family Care Clinic, L	0 29954	DOT PHYSICAL: FRANK ELLNER	95.00	10 E 800 310 260000 000	10/05/2021
				Totals for Taylor Family Care Clinic,	200.00		
172813	10/05/2021	Verizon Wireless	0 9889348151	582944984-00001: 8/27-9/26/21	1,016.31	10 E 800 355 260000 000	10/05/2021
172813	10/05/2021	Verizon Wireless	0 9889348151	582944984-00001: 8/27-9/26/21	262.52	99 E 600 355 221000 360	10/05/2021
				Totals for Verizon Wireless	1,278.83		
172814	10/05/2021	Xcel Energy	0 52-6418442-5	SES ELECTRICITY: 8/26-9/26/21	1,508.84	10 E 800 336 253000 000	10/05/2021
				Totals for Xcel Energy	1,508.84		
172815	10/05/2021	Guden, Andrew	0 10/5/21	MAMS FOOTBALL VS PJ JACOBS J.H.	50.00	80 E 200 310 393000 950	10/05/2021
				Totals for Guden, Andrew	50.00		
172816	10/06/2021	Medford Educational Foundation	0 20210813ADDME	Medford Educational Foundation/Updated	1.98	10 L 000 000 811690 000	10/06/2021
172816	10/06/2021	Medford Educational Foundation	0 20210813ADDME	Medford Educational	0.02	99 L 000 000 811690 000	10/06/2021

CHECK #	CHECK DATE	VENDOR	PO INVOICE #	DESCRIPTION	CHECK AMOUNT	ACCOUNT	POST DATE
			NUMBER			NUMBER	
172816	10/06/2021	Medford Educational Foundation	0 20210831ADDME	Foundation/Updated Medford Educational Foundation/Updated	1.98	10 L 000 000 811690 000	10/06/2021
172816	10/06/2021	Medford Educational Foundation	0 20210831ADDME	Foundation/Updated Medford Educational Foundation/Updated	0.02	99 L 000 000 811690 000	10/06/2021
172816	10/06/2021	Medford Educational Foundation	0 20210915ADDME	Foundation/Updated Medford Educational Foundation/Updated	0.00	10 L 000 000 811690 000	10/06/2021
172816	10/06/2021	Medford Educational Foundation	0 20210915ADDME	Foundation/Updated Medford Educational Foundation/Updated	3.50	27 L 000 000 811690 000	10/06/2021
172816	10/06/2021	Medford Educational Foundation	0 20210930ADDME	Foundation/Updated Medford Educational Foundation/Updated	0.00	10 L 000 000 811690 000	10/06/2021
172816	10/06/2021	Medford Educational Foundation	0 20210930ADDME	Foundation/Updated Medford Educational Foundation/Updated	3.50	27 L 000 000 811690 000	10/06/2021
172816	10/06/2021	Medford Educational Foundation	0 20210930BDDME	Foundation/Updated Medford Educational Foundation/Updated	0.00	10 L 000 000 811690 000	10/06/2021
172816	10/06/2021	Medford Educational Foundation	0 20210930BDDME	Foundation/Updated Medford Educational Foundation/Updated	3.50	27 L 000 000 811690 000	10/06/2021
172816	10/06/2021	Medford Educational Foundation	0 20210930CDDME	Foundation/Updated Medford Educational Foundation/Updated	0.00	10 L 000 000 811690 000	10/06/2021
172816	10/06/2021	Medford Educational Foundation	0 20210930CDDME	Foundation/Updated Medford Educational Foundation/Updated	3.50	27 L 000 000 811690 000	10/06/2021
				Totals for Medford Educational Foundatio	11.00		
172817	10/07/2021	Beck, Thomas	0 10/8/21	VARSITY FOOTBALL VS MOSINEE	120.00	10 E 400 310 162000 950	10/07/2021
				Totals for Beck, Thomas	120.00		
172818	10/07/2021	Behling, Brooke	0 10/9/21	CORN FOR APPRECIATION PICNIC	50.00	27 E 800 411 158200 341	10/07/2021
				Totals for Behling, Brooke	50.00		
172819	10/07/2021	Bergman, Randy	0 10/7/21	GIRLS VARSITY SWIMMING VS COLBY	90.00	10 E 400 310 162000 954	10/07/2021
				Totals for Bergman, Randy	90.00		
172820	10/07/2021	Buehler, Lori	0 10/7/21	MEMORIAL FOR LESTER BUEHLER	40.00	10 E 800 411 231000 000	10/07/2021
				Totals for Buehler, Lori	40.00		
172821	10/07/2021	Gelhaus, Barbara	0 10/7/21	GIRLS VARSITY SWIMMING VS COLBY	90.00	10 E 400 310 162000 954	10/07/2021
				Totals for Gelhaus, Barbara	90.00		
172822	10/07/2021	Marcum, Chester III	0 10/8/21	VARSITY FOOTBALL VS MOSINEE	90.00	10 E 400 310 162000 950	10/07/2021
				Totals for Marcum, Chester III	90.00		
172823	10/07/2021	Mayr, Todd	0 10/8/21	VARSITY FOOTBALL VS MOSINEE	90.00	10 E 400 310 162000 950	10/07/2021
				Totals for Mayr, Todd	90.00		
172824	10/07/2021	Renzelmann, Christopher	0 10/8/21	VARSITY FOOTBALL VS MOSINEE	90.00	10 E 400 310 162000 950	10/07/2021
				Totals for Renzelmann, Christopher	90.00		
172825	10/07/2021	RMM Solutions	0 115534	OCTOBER	349.00	10 E 800 360 295000 000	10/07/2021

CHECK #	CHECK DATE	VENDOR	PO	INVOICE #	DESCRIPTION	CHECK AMOUNT	ACCOUNT				POST DATE
							NUMBER	NUMBER	NUMBER	NUMBER	
					Totals for RMM Solutions	349.00					
172826	10/07/2021	Schilling, Bryan	0	10/8/21	VARSITY FOOTBALL VS MOSINEE	90.00	10	E	400 310 162000 950		10/07/2021
					Totals for Schilling, Bryan	90.00					
172827	10/07/2021	Alakef Coffee Roasters	0	315781	COFFEE FOR BIG RED CAFE	129.00	21	E	400 411 240000 411		10/07/2021
					Totals for Alakef Coffee Roasters	129.00					
172828	10/07/2021	All About Learning Press, Inc.	6002100213	908516	reading	144.90	99	E	600 470 110000 360		10/07/2021
					Totals for All About Learning Press, Inc	144.90					
172829	10/07/2021	Band Shoppe	2002100215	SIV224131	Raiderette Tassels	58.95	10	E	200 411 125500 000		10/07/2021
					Totals for Band Shoppe	58.95					
172830	10/07/2021	Blue Edge Energy, LLC	0	3052	SEPTEMBER NATURAL GAS	350.00	10	E	800 331 253000 000		10/07/2021
					Totals for Blue Edge Energy, LLC	350.00					
172831	10/07/2021	Canteen Dining Services	0	OSH7289	STUDENT VENDING	129.80	21	E	400 411 120000 610		10/07/2021
					Totals for Canteen Dining Services	129.80					
172832	10/07/2021	Central Wisconsin Auto Parts	0	368326	GUAGE AND BREAK CLEANER	72.46	10	E	400 411 136000 000		10/07/2021
172832	10/07/2021	Central Wisconsin Auto Parts	0	368540	NITRILE GLOVES	34.99	10	E	400 411 136000 000		10/07/2021
					Totals for Central Wisconsin Auto Parts	107.45					
172833	10/07/2021	Chippewa Valley Sporting Goods	4012100115	257399	Open PO	1,648.62	10	E	400 411 162000 000		10/07/2021
					Totals for Chippewa Valley Sporting Good	1,648.62					
172834	10/07/2021	Commercial Laundry Sales	4012100111	98249	washer	8,737.94	10	E	400 563 254900 000		10/07/2021
					Totals for Commercial Laundry Sales	8,737.94					
172835	10/07/2021	Committee For Children	8002100136	2024944	903005 Second Step Grades K-8, Single-Site Pricing, 5-Year License	8,548.00	10	E	800 360 221200 297		10/07/2021
					Totals for Committee For Children	8,548.00					
172836	10/07/2021	Complete Control Inc	4012100110	JC9684	Tech Ed Building work	5,357.55	10	E	800 542 255300 163		10/07/2021
					Totals for Complete Control Inc	5,357.55					
172837	10/07/2021	E-Therapy LLC	0	21472	PHYSICAL THERAPY: RVA	418.75	27	E	600 360 218200 019		10/07/2021
					Totals for E-Therapy LLC	418.75					
172838	10/07/2021	Ed Rindt's Service LLC	0	00914	LAWNMOWING: SEPT 6, 12, 18, 10	540.00	10	E	101 324 254300 000		10/07/2021
172838	10/07/2021	Ed Rindt's Service LLC	0	00915	LAWNMOWING: SEPT 25TH	160.00	10	E	101 324 254300 000		10/07/2021
					Totals for Ed Rindt's Service LLC	700.00					
172839	10/07/2021	edmentum, inc.	3002100173	INV167981	Reading Eggs for Sped	491.25	27	E	800 362 152000 347		10/07/2021
					Totals for edmentum, inc.	491.25					
172840	10/07/2021	Edpuzzle	8002100135	15863	EdPuzzle renewal	2,850.00	10	E	800 360 221500 000		10/07/2021
					Totals for Edpuzzle	2,850.00					
172841	10/07/2021	Equal Right Division	0	SEPTEMBER 2021	WORK PERMITS	150.00	21	E	400 310 240000 497		10/07/2021
					Totals for Equal Right Division	150.00					
172842	10/07/2021	Evan-Moor	6002100218	INV325763	Student materials	76.95	99	E	600 470 110000 360		10/07/2021
172842	10/07/2021	Evan-Moor	6002100219	INV326597	Student Curriculum	22.98	99	E	600 470 110000 360		10/07/2021

CHECK #	CHECK DATE	VENDOR	PO INVOICE #		DESCRIPTION	CHECK AMOUNT	ACCOUNT				POST DATE		
			NUMBER	NUMBER			NUMBER	NUMBER	NUMBER	NUMBER			
172842	10/07/2021	Evan-Moor	6002100224	INV326877	Evan Moor Daily Science - Grade 1	43.97	99	E	600	470	110000	360	10/07/2021
172842	10/07/2021	Evan-Moor	6002100225	INV326878	handwriting	34.97	99	E	600	470	110000	360	10/07/2021
Totals for Evan-Moor						178.87							
172843	10/07/2021	Follett Book Company	2002100100	322500	Library Books	4,263.02	10	E	200	432	222200	031	10/07/2021
172843	10/07/2021	Follett Book Company	2002100100	622500F	Library Books	143.47	10	E	200	432	222200	031	10/07/2021
172843	10/07/2021	Follett Book Company	3002100125	322430	library books	5,551.90	10	E	100	432	222200	031	10/07/2021
172843	10/07/2021	Follett Book Company	3002100125	322430A	library books	678.84	10	E	100	432	222200	031	10/07/2021
Totals for Follett Book Company						10,637.23							
172844	10/07/2021	Fourmens Farm Home	0	003928	MAMS: STRAW AND LANSCAPE STAPLES	84.96	10	E	200	324	254200	000	10/07/2021
Totals for Fourmens Farm Home						84.96							
172845	10/07/2021	Fun and Function	9002100141	528510	Wellness Room - MASH	389.97	27	E	800	440	158700	341	10/07/2021
Totals for Fun and Function						389.97							
172846	10/07/2021	Gopher Sport	0	IN59840	UNDERPAID	0.72	10	E	400	411	143000	000	10/07/2021
172846	10/07/2021	Gopher Sport	3002100107	IN78463	student equipment	135.51	10	E	100	411	143000	000	10/07/2021
172846	10/07/2021	Gopher Sport	3002100107	IN78463	student equipment	437.96	10	E	100	440	143000	000	10/07/2021
172846	10/07/2021	Gopher Sport	3002100107	IN78463	student equipment	256.90	10	E	101	411	143000	000	10/07/2021
172846	10/07/2021	Gopher Sport	3002100107	IN78463	student equipment	207.63	10	E	101	440	143000	000	10/07/2021
172846	10/07/2021	Gopher Sport	4002100105	IN79040	supplies	519.45	10	E	400	411	143000	000	10/07/2021
172846	10/07/2021	Gopher Sport	4002100105	IN79040	supplies	226.37	10	E	400	440	143000	000	10/07/2021
Totals for Gopher Sport						1,784.54							
172847	10/07/2021	The Graphic Edge	0	1534101	MAMS PHY ED SETS	756.57	10	E	200	420	143000	000	10/07/2021
Totals for The Graphic Edge						756.57							
172848	10/07/2021	Grizzly Industrial Inc	4002100173	10690897-01	Grizzly Planer Parts	139.39	10	E	400	411	136000	000	10/07/2021
Totals for Grizzly Industrial Inc						139.39							
172849	10/07/2021	Houghton Mifflin Company	8002100139	710229461	Read 180 slots	48.00	10	E	200	360	110000	000	10/07/2021
Totals for Houghton Mifflin Company						48.00							
172850	10/07/2021	In Stitches & Ink LLC	0	22103	STUDENT COUNCIL SHIRTS	215.00	21	E	400	411	120000	618	10/07/2021
Totals for In Stitches & Ink LLC						215.00							
172851	10/07/2021	JW Pepper & Sons, Inc.	2002100139	363575615	open po	4.99	10	E	200	411	125400	000	10/07/2021
172851	10/07/2021	JW Pepper & Sons, Inc.	2002100139	363582307	open po	4.99	10	E	200	411	125400	000	10/07/2021
172851	10/07/2021	JW Pepper & Sons, Inc.	4002100124	363584497	open po	96.99	10	E	400	411	125500	000	10/07/2021
Totals for JW Pepper & Sons, Inc.						106.97							
172852	10/07/2021	Lamar Advertising Of Central W	0	112859025	BILBOARDS POSTERS	3,653.00	10	E	800	351	221200	297	10/07/2021
172852	10/07/2021	Lamar Advertising Of Central W	0	112864737	MAMS: BILBOARD POSTERS	200.00	10	E	800	351	221200	297	10/07/2021
Totals for Lamar Advertising Of Central						3,853.00							
172853	10/07/2021	Logic of English	6002100140	SI-133356	Student curriculum materials	74.30	99	E	600	470	110000	360	10/07/2021
172853	10/07/2021	Logic of English	6002100214	SI-132865	ELA curriculum	169.64	99	E	600	470	110000	360	10/07/2021
Totals for Logic of English						243.94							
172854	10/07/2021	McGraw-Hill School Education H	3002100144	119209990001	G1 Horizons	1,314.00	10	E	100	470	110000	000	10/07/2021

CHECK #	CHECK DATE	VENDOR	PO INVOICE #		DESCRIPTION	CHECK AMOUNT	ACCOUNT				POST DATE	
			NUMBER	NUMBER			NUMBER	NUMBER	NUMBER	NUMBER		
172854	10/07/2021	McGraw-Hill School Education H	6002100117	118912111001	Math materials	549.13	99 E	600	470	110000	360	10/07/2021
172854	10/07/2021	McGraw-Hill School Education H	6002100153	118911405001	math and reading materials	956.01	99 E	600	470	110000	360	10/07/2021
172854	10/07/2021	McGraw-Hill School Education H	6002100153	118912105001	math and reading materials	549.13	99 E	600	470	110000	360	10/07/2021
172854	10/07/2021	McGraw-Hill School Education H	6002100202	119071725001	Language for Learning	1,290.86	99 E	600	470	110000	360	10/07/2021
Totals for McGraw-Hill School Education						4,659.13						
172855	10/07/2021	Mid-Wisconsin Beverage Inc	0	2790392	STUDENT VENDING	177.54	21 E	400	411	120000	610	10/07/2021
172855	10/07/2021	Mid-Wisconsin Beverage Inc	0	2791848	STUDENT COUNCIL VENDING	729.80	21 E	400	411	120000	618	10/07/2021
172855	10/07/2021	Mid-Wisconsin Beverage Inc	0	2791849	WEIGHT LIFTERS: VENDING	186.00	21 E	400	411	240000	494	10/07/2021
172855	10/07/2021	Mid-Wisconsin Beverage Inc	0	2791850	STUDENT VENDING	300.26	21 E	400	411	120000	610	10/07/2021
172855	10/07/2021	Mid-Wisconsin Beverage Inc	0	2791857	STUDENT VENDING	88.00	21 E	400	411	120000	610	10/07/2021
Totals for Mid-Wisconsin Beverage Inc						1,481.60						
172856	10/07/2021	Midland Paper Company	8002100138	IN01638051	Colored Paper	651.17	10 E	800	417	260000	000	10/07/2021
Totals for Midland Paper Company						651.17						
172857	10/07/2021	Phonak Hearing Systems	3002100161	5134529068	Speaker System	1,958.99	10 E	100	480	110000	000	10/07/2021
Totals for Phonak Hearing Systems						1,958.99						
172858	10/07/2021	Presenta-Plaque Corp	0	26667	PLAQUES	295.98	10 E	800	411	221300	000	10/07/2021
Totals for Presenta-Plaque Corp						295.98						
172859	10/07/2021	Pro Designs of WI LLC	0	13192	CC CAR DECALS	77.00	21 E	400	411	240000	416	10/07/2021
Totals for Pro Designs of WI LLC						77.00						
172860	10/07/2021	Quality Door & Hardware	0	708329	LOCKSET	348.00	10 E	400	411	254300	000	10/07/2021
Totals for Quality Door & Hardware						348.00						
172861	10/07/2021	Riverside Insights	9002100145	INV090873	Battelle Developmental Inventory 3rd Edition (BDI-3(TM)) Developmental Complete, Screening Test, BEAS(TM) Bundle	1,113.20	27 E	800	490	152000	347	10/07/2021
Totals for Riverside Insights						1,113.20						
172862	10/07/2021	Robert W Baird & Co	0	PF-2125494	GENERAL CONSULTATION	1,125.00	10 E	800	310	252000	000	10/07/2021
Totals for Robert W Baird & Co						1,125.00						
172863	10/07/2021	School Specialty, LLC	2002100119	208128574900	Art Supplies	30.80	10 E	200	411	121000	000	10/07/2021
172863	10/07/2021	School Specialty, LLC	2002100164	208128553966	Adaptive Art Supplies	66.66	27 E	800	411	158700	341	10/07/2021
172863	10/07/2021	School Specialty, LLC	4002100129	208128561922	Art Supplies	97.12	10 E	400	411	121000	000	10/07/2021
Totals for School Specialty, LLC						194.58						
172864	10/07/2021	School Technology Associates,	8002100140	INV-8560	ID badge and PASS renewal	1,377.00	10 E	800	360	221500	000	10/07/2021
Totals for School Technology Associates,						1,377.00						
172865	10/07/2021	Skyward Accounting Dept	8002100133	0000214334	WEBEX TRAINING - CORE SUITE: SCHOOL BUSINESS	2,400.00	10 E	800	310	252000	000	10/07/2021
Totals for Skyward Accounting Dept						2,400.00						
172866	10/07/2021	Sun Printing	0	123333	THANK YOU CARDS	210.00	99 E	600	310	221200	360	10/07/2021
172866	10/07/2021	Sun Printing	0	123378	5TH GRADE MATH BOOKS	686.50	99 E	600	310	221200	360	10/07/2021

CHECK #	CHECK DATE	VENDOR	PO INVOICE #		DESCRIPTION	CHECK AMOUNT	ACCOUNT				POST DATE		
			NUMBER	NUMBER			NUMBER	NUMBER	NUMBER	NUMBER			
Totals for Sun Printing						896.50							
172867	10/07/2021	Super Duper Inc	8002100145	2655410A	Holy Rosary Supplies	190.70	27	E	510	439	158700	341	10/07/2021
172867	10/07/2021	Super Duper Inc	9002100151	2653043A	SPEECH AND LANGUAGE THERAPY SUPPLIES	202.18	27	E	510	439	158700	341	10/07/2021
Totals for Super Duper Inc						392.88							
172868	10/07/2021	Team Sporting Goods Inc	4002100153	AAF020877	Football Jerseys	1,900.00	10	E	400	420	162000	950	10/07/2021
172868	10/07/2021	Team Sporting Goods Inc	4002100153	AAF020900	Football Jerseys	3,470.98	10	E	400	420	162000	950	10/07/2021
172868	10/07/2021	Team Sporting Goods Inc	4002100153	AAF020902	Football Jerseys	3,470.98	10	E	400	420	162000	950	10/07/2021
Totals for Team Sporting Goods Inc						8,841.96							
172869	10/07/2021	VocoVision	0	20214360	J. SEVERSON: 9/12/21	89.25	27	E	600	360	156700	019	10/07/2021
172869	10/07/2021	VocoVision	0	20214361	J. SEVERSON: 9/19/21	156.19	27	E	600	360	156700	019	10/07/2021
Totals for VocoVision						245.44							
172870	10/07/2021	Voyager Sopris Learning	9002100153	4302615	Vmath Student Math Pack (Print and Digital) Level F	429.00	27	E	800	470	158700	341	10/07/2021
172870	10/07/2021	Voyager Sopris Learning	9002100155	4302580	Vmath student Math Pack Print and Digital Level D	429.00	27	E	800	470	158700	341	10/07/2021
Totals for Voyager Sopris Learning						858.00							
172871	10/07/2021	William V Macgill & Co	4002100178	IN0770302	Supplies	74.38	10	E	400	411	214000	000	10/07/2021
Totals for William V Macgill & Co						74.38							
172872	10/07/2021	WILS	3002100129	495254	tumblebooks subscription renewal	1,254.77	10	E	100	360	222200	031	10/07/2021
Totals for WILS						1,254.77							
172873	10/07/2021	WKEB/WIGM Radio	0	21090361	BOARD MEETING	75.00	10	E	800	351	260000	000	10/07/2021
172873	10/07/2021	WKEB/WIGM Radio	0	21090605	TAYLOR COUNTY DOP	200.00	80	E	800	351	390000	901	10/07/2021
Totals for WKEB/WIGM Radio						275.00							
172874	10/07/2021	WPS	6002100159	WPS-412850	SLP assessments and record forms	940.50	27	E	600	490	156600	019	10/07/2021
172874	10/07/2021	WPS	6002100160	WPS-412852	SLP assessment record forms	254.10	27	E	600	490	156600	019	10/07/2021
Totals for WPS						1,194.60							
172876	10/08/2021	Marshfield Book & Stationery	1002100124	360081	classroom supplies	8.46	10	E	101	411	110000	000	10/08/2021
172876	10/08/2021	Marshfield Book & Stationery	1002100125	360082	classroom supplies	4.40	10	E	101	411	110000	000	10/08/2021
172876	10/08/2021	Marshfield Book & Stationery	2002100126	360086	general supplies	180.00	10	E	200	411	121000	000	10/08/2021
172876	10/08/2021	Marshfield Book & Stationery	2002100133	360087	Classroom supplies	41.30	10	E	205	411	110000	000	10/08/2021
172876	10/08/2021	Marshfield Book & Stationery	2002100160	360088	general supplies	20.25	10	E	200	411	126000	000	10/08/2021
172876	10/08/2021	Marshfield Book & Stationery	2002100191	360089	classroom supplies	77.76	10	E	200	411	124000	000	10/08/2021
172876	10/08/2021	Marshfield Book & Stationery	3002100100	360083	general supplies	3.88	10	E	100	411	110000	000	10/08/2021
172876	10/08/2021	Marshfield Book & Stationery	3002100152	360090	Supply Order Form	318.00	10	E	100	411	110000	000	10/08/2021
172876	10/08/2021	Marshfield Book & Stationery	3002100153	360092	classroom consumables	118.07	10	E	100	411	110000	000	10/08/2021
172876	10/08/2021	Marshfield Book & Stationery	4002100143	360093	Marshfield Book and Stationery	200.78	10	E	400	411	123219	000	10/08/2021
172876	10/08/2021	Marshfield Book & Stationery	4002100154	360094	2021 - 2022 Science Department Supplies	565.58	10	E	400	411	126000	000	10/08/2021

CHECK #	CHECK DATE	VENDOR	PO INVOICE #		DESCRIPTION	CHECK AMOUNT	ACCOUNT				POST DATE		
			NUMBER	NUMBER			NUMBER	NUMBER	NUMBER	NUMBER			
172876	10/08/2021	Marshfield Book & Stationery	4002100158	360091	paint	4.56	80	E	800	411	240000	740	10/08/2021
172876	10/08/2021	Marshfield Book & Stationery	6002100122	360085	Furniture	1,504.00	99	E	600	440	221200	360	10/08/2021
172876	10/08/2021	Marshfield Book & Stationery	9002100124	360084	classroom supplies	18.99	27	E	800	411	158700	341	10/08/2021
172876	10/08/2021	Marshfield Book & Stationery	9002100148	360095	OT	81.84	27	E	800	411	218100	341	10/08/2021
Totals for Marshfield Book & Stationery						3,147.87							
172877	10/08/2021	Moving Beyond the Page	6002100103	259982	Open PO	581.57	99	E	600	470	110000	360	10/08/2021
172877	10/08/2021	Moving Beyond the Page	6002100103	260390	Open PO	679.04	99	E	600	470	110000	360	10/08/2021
172877	10/08/2021	Moving Beyond the Page	6002100103	260416	Open PO	544.51	99	E	600	470	110000	360	10/08/2021
172877	10/08/2021	Moving Beyond the Page	6002100103	260418	Open PO	940.13	99	E	600	470	110000	360	10/08/2021
172877	10/08/2021	Moving Beyond the Page	6002100103	260427	Open PO	529.42	99	E	600	470	110000	360	10/08/2021
172877	10/08/2021	Moving Beyond the Page	6002100103	260428	Open PO	983.04	99	E	600	470	110000	360	10/08/2021
Totals for Moving Beyond the Page						4,257.71							
172878	10/11/2021	Bizjak, Christopher	0	10/11/21	BOYS VARSITY SOCCER SEMI SEC	120.00	10	E	400	310	162000	952	10/11/2021
Totals for Bizjak, Christopher						120.00							
172879	10/11/2021	Brooks, D Tran	0	10/11/21	MAMS FOOTBALL VS STRATFORD	50.00	80	E	200	310	393000	950	10/11/2021
Totals for Brooks, D Tran						50.00							
172880	10/11/2021	Burgess, Denis	0	10/11/21	BOYS VARSITY SOCCER SEMI SEC	90.00	10	E	400	310	162000	952	10/11/2021
Totals for Burgess, Denis						90.00							
172881	10/11/2021	Gaetzman, Gregory	0	10/12/21	BOYS VARSITY SOCCER VS MARSHFIELD	90.00	10	E	400	310	162000	952	10/11/2021
172881	10/11/2021	Gaetzman, Gregory	0	10/12/21	BOYS JV SOCCER VS MARSHFIELD	50.00	10	E	400	310	162000	952	10/11/2021
Totals for Gaetzman, Gregory						140.00							
172881	10/12/2021	Gaetzman, Gregory	0	10/12/21	BOYS VARSITY SOCCER VS MARSHFIELD	90.00-	10	E	400	310	162000	952	10/12/2021
172881	10/12/2021	Gaetzman, Gregory	0	10/12/21	BOYS JV SOCCER VS MARSHFIELD	50.00-	10	E	400	310	162000	952	10/12/2021
Totals for Gaetzman, Gregory						140.00-							
172882	10/11/2021	Koester, David	0	10/11/21	MAMS FOOTBALL VS STARTFORD	50.00	80	E	200	310	393000	950	10/11/2021
Totals for Koester, David						50.00							
172883	10/11/2021	Lindau, Mike	0	10/11/21	MAMS FOOTBALL VS STRATFORD	50.00	80	E	200	310	393000	950	10/11/2021
Totals for Lindau, Mike						50.00							
172884	10/11/2021	Payne, Jonathan	0	10/12/21	BOYS VARSITY SOCCER VS MARSHFIELD	120.00	10	E	400	310	162000	952	10/11/2021
172884	10/11/2021	Payne, Jonathan	0	10/12/21	BOYS JV SOCCER VS MARSHFIELD	50.00	10	E	400	310	162000	952	10/11/2021
Totals for Payne, Jonathan						170.00							
172885	10/11/2021	Schumann, David	0	10/11/21	BOYS VARSITY SOCCER VS MERRILL	90.00	10	E	400	310	162000	952	10/11/2021
Totals for Schumann, David						90.00							
172886	10/11/2021	Weise, Robert	0	10/12/21	BOYS VARSITY SOCCER VS MARSHFIELD	90.00	10	E	400	310	162000	952	10/11/2021
172886	10/11/2021	Weise, Robert	0	10/12/21	BOYS JV SOCCER VS MARSHFIELD	50.00	10	E	400	310	162000	952	10/11/2021
Totals for Weise, Robert						140.00							
172887	10/11/2021	Wudi, Michael	0	10/11/21	MAMS FOOTBALL VS STRATFORD	50.00	80	E	200	310	393000	950	10/11/2021
Totals for Wudi, Michael						50.00							
172888	10/11/2021	L A Busse Inc	0	ZB88651	MASH KITCHEN HOSE	125.74	50	E	800	324	257000	000	10/11/2021

CHECK #	CHECK DATE	VENDOR	PO INVOICE #		DESCRIPTION	CHECK AMOUNT	ACCOUNT				POST DATE		
			NUMBER	NUMBER			NUMBER	NUMBER	NUMBER	NUMBER			
					Totals for L A Busse Inc	125.74							
172889	10/11/2021	School Outlet	9002100106	81438	Tables	1,193.25	27	E	800	440	218200	341	10/11/2021
					Totals for School Outlet	1,193.25							
172890	10/11/2021	Sterling Water, Inc.	0	342X09549307	RVA WATER	72.00	99	E	600	411	221200	360	10/11/2021
172890	10/11/2021	Sterling Water, Inc.	0	342X09557805	MOSINEE RVA WATER	10.00	99	E	600	411	221200	360	10/11/2021
172890	10/11/2021	Sterling Water, Inc.	4002100119	34X09547707	open po	25.50	10	E	400	411	214000	000	10/11/2021
					Totals for Sterling Water, Inc.	107.50							
172891	10/11/2021	Vaara, David	0	10/9/21	PUMPKINS FOR DISABILITY AWARENESS PICNIC	250.00	27	E	800	411	158200	341	10/11/2021
					Totals for Vaara, David	250.00							
172892	10/11/2021	WI Indianhead Tech College	0	SL027360	NWECS MEMBERSHIP BILLING - OCTOBER 2021 INSTALLMENT	1,666.67	10	E	400	389	431000	000	10/11/2021
					Totals for WI Indianhead Tech College	1,666.67							
172893	10/11/2021	Bohman, Ashley	0	9/29/21	RVA BOARD STIPEND	100.00	99	E	600	310	221200	360	10/11/2021
					Totals for Bohman, Ashley	100.00							
172894	10/11/2021	Dixon, Paul	0	9/29/21	RVA BOARD MILEAGE	3.76	99	E	600	342	221200	360	10/11/2021
172894	10/11/2021	Dixon, Paul	0	9/29/21	RVA BOARD STIPEND	100.00	99	E	600	310	221200	360	10/11/2021
					Totals for Dixon, Paul	103.76							
172895	10/11/2021	Haenel, Jessica	0	9/29/21	RVA BOARD MILEAGE	9.40	99	E	600	342	221200	360	10/11/2021
					Totals for Haenel, Jessica	9.40							
172896	10/11/2021	Inman-Patterson, Kelly	0	9/29/21	RVA BOARD MILEAGE	57.62	99	E	600	342	221200	360	10/11/2021
					Totals for Inman-Patterson, Kelly	57.62							
172897	10/11/2021	Krause, Gregory	0	9/29/21	BOARD MEETING MILEAGE	56.78	99	E	600	342	221200	360	10/11/2021
172897	10/11/2021	Krause, Gregory	0	9/29/21	RVA BOARD STIPEND	150.00	99	E	600	310	221200	360	10/11/2021
					Totals for Krause, Gregory	206.78							
172898	10/11/2021	Marti, Melissa	0	9/29/21	RVA BOARD STIPEND	100.00	99	E	600	310	221200	360	10/11/2021
					Totals for Marti, Melissa	100.00							
172899	10/11/2021	Smithson, Nathan	0	9/29/21	RVA BOARD MILEAGE	142.88	99	E	600	342	221200	360	10/11/2021
					Totals for Smithson, Nathan	142.88							
172900	10/12/2021	CW Storm Booster Club	0	2020-2021	DONAT RVA AD: SPONSER CHLOE LEMKE	500.00	99	E	600	351	221200	360	10/12/2021
					Totals for CW Storm Booster Club	500.00							
172901	10/12/2021	Duwe, Josh	0	10/15/21	DJ SERVICE FOR RVA FALL FEST	550.00	99	E	600	310	219000	360	10/12/2021
					Totals for Duwe, Josh	550.00							
172902	10/12/2021	Poetzl, Andrew	0	10/12/21	BOYS VARSITY SOCCER VS MARSHFIELD	90.00	10	E	400	310	162000	952	10/12/2021
					Totals for Poetzl, Andrew	90.00							
172905	10/12/2021	Amazon Capital Services	0	131Y-WTMN-J63J	HDMI CABLES: WIRZ	129.99	10	E	800	481	295000	000	10/12/2021
172905	10/12/2021	Amazon Capital Services	0	131Y-WTMN-JDP1	MASH MATH BOOKS	764.40	10	E	400	470	124000	000	10/12/2021
172905	10/12/2021	Amazon Capital Services	0	131Y-WTMN-K6JK	HOLY ROSARY SPED SUPPLIES	402.42	27	E	510	439	158700	341	10/12/2021
172905	10/12/2021	Amazon Capital Services	0	139P-W1QX-H46L	MASH LIBRARY SUPPLIES	80.12	10	E	400	411	222200	000	10/12/2021

CHECK #	CHECK DATE	VENDOR	PO	INVOICE #	DESCRIPTION	CHECK AMOUNT	ACCOUNT			POST DATE
				NUMBER			NUMBER			
172905	10/12/2021	Amazon Capital Services	0	17JK-9HJD-LQVV	MASH: MEDICAL LANGUAGE GINGRAS	863.40	10	E	400 470 126000 000	10/12/2021
172905	10/12/2021	Amazon Capital Services	0	17Q9-1CGN-GJFP	MASH OFFICE SUPPLIES	100.56	10	E	400 411 240000 000	10/12/2021
172905	10/12/2021	Amazon Capital Services	0	1GDC-ML1D-GRTN	RAIDER CAFE	405.71	10	E	400 411 240000 000	10/12/2021
172905	10/12/2021	Amazon Capital Services	0	1L73-3YRL-NK9R	ESPORT LEAGUE: NINTENDO SWITCH/SUPPLIES	497.17	10	E	400 480 162000 971	10/12/2021
172905	10/12/2021	Amazon Capital Services	0	1L73-3YRL-NP7P	PARAPROFESSIONAL'S HANDBOOK	50.57	27	E	800 411 223300 341	10/12/2021
172905	10/12/2021	Amazon Capital Services	0	1NKD-W7X7-K6CG	SPED BOOKS: HOLY ROSARY	310.32	27	E	510 439 158700 341	10/12/2021
172905	10/12/2021	Amazon Capital Services	0	1QLN-XCXY-LL1X	SPED SUPPLIES	217.71	27	E	800 411 158700 341	10/12/2021
172905	10/12/2021	Amazon Capital Services	0	1QLN-XCXY-LXXP	SWIMM GOOGLES	191.33	80	E	800 411 240000 000	10/12/2021
172905	10/12/2021	Amazon Capital Services	0	1TGM-NNRL-KLLC	SOCCER SOCKS BOYS: MASH	262.15	10	E	400 420 162000 952	10/12/2021
172905	10/12/2021	Amazon Capital Services	0	1TMJ-L6P1-HK6F	MASH: MEDICAL LANGUAGE BOOKS GINGRAS	1,046.47	10	E	400 470 126000 000	10/12/2021
172905	10/12/2021	Amazon Capital Services	0	RED ZONE	COIN COUNTER	15.99	21	E	400 411 120000 609	10/12/2021
172905	10/12/2021	Amazon Capital Services	2002100202	1TMJ-L6P1-H7H4	Digital microscopes through AnnMarie grant	1,344.90	21	E	200 440 126000 000	10/12/2021
172905	10/12/2021	Amazon Capital Services	2002100208	1L73-3YRL-MRRJ	Bouncy Bands--AnnMarie Grant	9.99	10	E	205 411 110000 000	10/12/2021
172905	10/12/2021	Amazon Capital Services	2002100208	1L73-3YRL-MRRJ	Bouncy Bands--AnnMarie Grant	130.00	21	E	205 411 110000 000	10/12/2021
172905	10/12/2021	Amazon Capital Services	3002100156	14GN-HNKN-6T9Y	Kindergarten Classroom Toys & Storage - approved by DM.	435.68	10	E	100 411 110000 000	10/12/2021
172905	10/12/2021	Amazon Capital Services	3002100157	1QML-GJHY-K1TW	Classroom Consumables	18.98	10	E	100 411 110000 000	10/12/2021
172905	10/12/2021	Amazon Capital Services	3002100158	17JK-9HJD-KFY3	Classroom Toys	52.99	10	E	100 411 110000 000	10/12/2021
172905	10/12/2021	Amazon Capital Services	3002100159	1GDC-ML1D-G6KV	Classroom Toy Budget	184.99	10	E	100 411 110000 000	10/12/2021
172905	10/12/2021	Amazon Capital Services	4002100160	1GDC-ML1D-HV31	48" x 36" Dry Erase Board	57.49	10	E	400 411 123219 000	10/12/2021
172905	10/12/2021	Amazon Capital Services	4002100166	1GDC-ML1D-M3YL	Classroom Access	51.59	10	E	400 411 123208 000	10/12/2021
172905	10/12/2021	Amazon Capital Services	6002100169	1L73-3YRL-N7XN	Student materials	6.95	99	E	600 470 110000 360	10/12/2021
172905	10/12/2021	Amazon Capital Services	6002100179	14GN-HNKN-4RLG	ID curriculum materials	755.24	99	E	600 411 110000 360	10/12/2021
172905	10/12/2021	Amazon Capital Services	6002100193	1GDC-ML1D-LX4L	ID curriculum kit items	743.37	27	E	600 439 158700 019	10/12/2021
172905	10/12/2021	Amazon Capital Services	6002100206	1W3D-VJQV-MFWY	ID curriculum	341.99	99	E	600 411 110000 360	10/12/2021
172905	10/12/2021	Amazon Capital Services	9002100140	1NKD-W7X7-J3LY	Teaching materials	93.27	27	E	800 411 158700 341	10/12/2021
172905	10/12/2021	Amazon Capital Services	9002100149	1TGM-NNRL-MJ7Y	LWT	404.94	27	E	800 439 158700 341	10/12/2021
					Totals for Amazon Capital Services	9,970.68				
172906	10/13/2021	Petty Cash	0	10/14/21	2 GIRLS: TENNIS STATE 2 DAYS \$25 PER DAY	100.00	10	E	400 411 162000 953	10/13/2021
					Totals for Petty Cash	100.00				
172907	10/13/2021	Stevens Point Junior High	0	10/12/21	MAMS CROSS COUNTRY	50.00	80	E	200 940 393000 955	10/13/2021
					Totals for Stevens Point Junior High	50.00				
172908	10/14/2021	Clausnitzer, John	0	10/14/21	JV2 FOOTBALL VS MERRILL	50.00	10	E	400 310 162000 950	10/14/2021
					Totals for Clausnitzer, John	50.00				
172909	10/14/2021	Gerhartz, Ryan	0	10/14/21	BOYS VARSITY SOCCER VS NORTHLAND	120.00	10	E	400 310 162000 952	10/14/2021

CHECK #	CHECK DATE	VENDOR	PO INVOICE #	DESCRIPTION	CHECK AMOUNT	ACCOUNT	POST DATE
			NUMBER			NUMBER	
				PINES			
172909	10/14/2021	Gerhartz, Ryan	0 10/14/21	BOYS JV SOCCER VS NORTHLAND PINES	70.00	10 E 400 310 162000 952	10/14/2021
				Totals for Gerhartz, Ryan	190.00		
172910	10/14/2021	Gutsch, Ryan	0 10/14/21	BOYS JV SOCCER VS NORTHLAND PINES	50.00	10 E 400 310 162000 952	10/14/2021
172910	10/14/2021	Gutsch, Ryan	0 10/14/21	BOYS VARSITY SOCCER VS NORTHLAND PINES	90.00	10 E 400 310 162000 952	10/14/2021
				Totals for Gutsch, Ryan	140.00		
172911	10/14/2021	Koester, David	0 10/14/21	JV2 FOOTBALL VS MERRILL	50.00	10 E 400 310 162000 950	10/14/2021
				Totals for Koester, David	50.00		
172912	10/14/2021	Krause, Douglas	0 10/14/21	BOYS VARSITY SOCCER VS NORTHLAND PINES	90.00	10 E 400 310 162000 952	10/14/2021
				Totals for Krause, Douglas	90.00		
172913	10/14/2021	Weik, Trent	0 10/14/21	JV2 FOOTBALL VS MERRILL	50.00	10 E 400 310 162000 950	10/14/2021
				Totals for Weik, Trent	50.00		
172914	10/14/2021	Wisconsin Science Olympiad, In	0 2021-2020	SCIENCE OLYMPIAD TEAM	300.00	10 E 800 940 172000 000	10/14/2021
				Totals for Wisconsin Science Olympiad, I	300.00		
172915	10/14/2021	Wudi, Michael	0 10/14/21	JV2 FOOTBALL VS MERRILL	50.00	10 E 400 310 162000 950	10/14/2021
				Totals for Wudi, Michael	50.00		
172917	10/14/2021	Moving Beyond the Page	6002100103 260475	Open PO	57.90	99 E 600 470 110000 360	10/14/2021
172917	10/14/2021	Moving Beyond the Page	6002100103 260516	Open PO	369.99	99 E 600 470 110000 360	10/14/2021
172917	10/14/2021	Moving Beyond the Page	6002100103 260532	Open PO	369.99	99 E 600 470 110000 360	10/14/2021
172917	10/14/2021	Moving Beyond the Page	6002100103 260533	Open PO	369.99	99 E 600 470 110000 360	10/14/2021
172917	10/14/2021	Moving Beyond the Page	6002100103 260598	Open PO	532.13	99 E 600 470 110000 360	10/14/2021
172917	10/14/2021	Moving Beyond the Page	6002100103 260760	Open PO	790.44	99 E 600 470 110000 360	10/14/2021
172917	10/14/2021	Moving Beyond the Page	6002100103 260761	Open PO	581.57	99 E 600 470 110000 360	10/14/2021
172917	10/14/2021	Moving Beyond the Page	6002100103 260764	Open PO	532.13	99 E 600 470 110000 360	10/14/2021
172917	10/14/2021	Moving Beyond the Page	6002100103 260778	Open PO	532.13	99 E 600 470 110000 360	10/14/2021
172917	10/14/2021	Moving Beyond the Page	6002100103 260854	Open PO	940.13	99 E 600 470 110000 360	10/14/2021
172917	10/14/2021	Moving Beyond the Page	6002100103 260860	Open PO	858.24	99 E 600 470 110000 360	10/14/2021
172917	10/14/2021	Moving Beyond the Page	6002100103 260890	Open PO	790.44	99 E 600 470 110000 360	10/14/2021
172917	10/14/2021	Moving Beyond the Page	6002100103 260965	Open PO	991.47	99 E 600 470 110000 360	10/14/2021
172917	10/14/2021	Moving Beyond the Page	6002100103 260966	Open PO	1,064.72	99 E 600 470 110000 360	10/14/2021
				Totals for Moving Beyond the Page	8,781.27		
172918	10/14/2021	Medford Area Public School Dis	0 10/15/2021	Payr 10/15/2021 Payroll	596,528.54	10 A 000 000 711100 000	10/14/2021
				Totals for Medford Area Public School Di	596,528.54		
172919	10/15/2021	WI SCTF	0 20211015ADDGA	WI SCTF	484.00	10 L 000 000 811680 000	10/15/2021
				Totals for WI SCTF	484.00		
172920	10/15/2021	CenturyLink	0 246359408	LONG DISTANCE	97.12	10 E 800 355 260000 000	10/15/2021
				Totals for CenturyLink	97.12		

CHECK #	CHECK DATE	VENDOR	PO	INVOICE #	DESCRIPTION	CHECK AMOUNT	ACCOUNT				POST DATE		
							NUMBER	NUMBER	NUMBER	NUMBER			
172922	10/15/2021	Medford Utilities	0	01-000961-10	MAMS STORAGE SHED:8/30-9/30/21	6.79	10	E	800	336	253000	000	10/15/2021
172922	10/15/2021	Medford Utilities	0	03-000192-04	1055 W BROADWAY:8/30-9/30/21	123.83	10	E	800	336	253000	000	10/15/2021
172922	10/15/2021	Medford Utilities	0	03-000192-04	1055 W BROADWAY:8/30-9/30/21	28.29	10	E	800	337	253000	000	10/15/2021
172922	10/15/2021	Medford Utilities	0	03-000192-04	1055 W BROADWAY:8/30-9/30/21	25.94	10	E	800	338	253000	000	10/15/2021
172922	10/15/2021	Medford Utilities	0	07-001350-00	MASH ELECTRICITY: 8/30-9/30/21	6,063.19	10	E	800	336	253000	000	10/15/2021
172922	10/15/2021	Medford Utilities	0	07-001351-00	MASH SEWER/WATER: 8/30-9/30/21	767.40	10	E	800	337	253000	000	10/15/2021
172922	10/15/2021	Medford Utilities	0	07-001351-00	MASH SEWER/WATER: 8/30-9/30/21	866.63	10	E	800	338	253000	000	10/15/2021
172922	10/15/2021	Medford Utilities	0	07-001352-00	FOOTBALL FIELD:8/30-9/30/21	132.90	10	E	800	336	253000	000	10/15/2021
172922	10/15/2021	Medford Utilities	0	07-001352-00	FOOTBALL FIELD:8/30-9/30/21	105.56	10	E	800	337	253000	000	10/15/2021
172922	10/15/2021	Medford Utilities	0	07-001352-00	FOOTBALL FIELD:8/30-9/30/21	13.40	10	E	800	338	253000	000	10/15/2021
172922	10/15/2021	Medford Utilities	0	07-001353-00	TECH ED BUILDING: 8/30-9/30/21	74.20	10	E	800	337	253000	000	10/15/2021
172922	10/15/2021	Medford Utilities	0	07-001353-00	TECH ED BUILDING: 8/30-9/30/21	74.24	10	E	800	338	253000	000	10/15/2021
172922	10/15/2021	Medford Utilities	0	07-001354-00	STORAGE BUILDING: 8/30-9/30/21	78.83	10	E	800	336	253000	000	10/15/2021
172922	10/15/2021	Medford Utilities	0	07-001354-00	STORAGE BUILDING: 8/30-9/30/21	20.73	10	E	800	337	253000	000	10/15/2021
172922	10/15/2021	Medford Utilities	0	07-001354-00	STORAGE BUILDING: 8/30-9/30/21	12.77	10	E	800	338	253000	000	10/15/2021
172922	10/15/2021	Medford Utilities	0	07-001360-00	MAES: 8/30-9/30/21	3,088.08	10	E	800	336	253000	000	10/15/2021
172922	10/15/2021	Medford Utilities	0	07-001360-00	MAES: 8/30-9/30/21	686.88	10	E	800	337	253000	000	10/15/2021
172922	10/15/2021	Medford Utilities	0	07-001360-00	MAES: 8/30-9/30/21	792.03	10	E	800	338	253000	000	10/15/2021
172922	10/15/2021	Medford Utilities	0	07-001740-00	MAMS ELECTRICITY: 8/30-9/30/21	4,283.84	10	E	800	336	253000	000	10/15/2021
172922	10/15/2021	Medford Utilities	0	07-001750-00	MAMS SEWER/WATER:8/30-9/30/21	420.68	10	E	800	337	253000	000	10/15/2021
172922	10/15/2021	Medford Utilities	0	07-001750-00	MAMS SEWER/WATER:8/30-9/30/21	472.22	10	E	800	338	253000	000	10/15/2021
172922	10/15/2021	Medford Utilities	0	07-003000-00	DISTRICT OFFICE:8/30-9/30/21	276.30	10	E	800	336	253000	000	10/15/2021
172922	10/15/2021	Medford Utilities	0	07-003000-00	DISTRICT OFFICE:8/30-9/30/21	28.30	10	E	800	337	253000	000	10/15/2021
172922	10/15/2021	Medford Utilities	0	07-003000-00	DISTRICT OFFICE:8/30-9/30/21	25.97	10	E	800	338	253000	000	10/15/2021
					Totals for Medford Utilities	18,469.00							
172923	10/15/2021	Taylor Electric Cooperative	0	75601	SCHOOL FOREST: SEPTEMBER	53.32	10	E	800	336	253000	000	10/15/2021
					Totals for Taylor Electric Cooperative	53.32							
172924	10/15/2021	TDS Telecom	0	715-678-2600	SES: 10/10-11/9/20	504.44	10	E	800	355	260000	000	10/15/2021
172924	10/15/2021	TDS Telecom	0	715-748-2316	MAES: 10/10-11/9/20	239.44	10	E	800	355	260000	000	10/15/2021
172924	10/15/2021	TDS Telecom	0	715-748-2400	RVA: 10/10-11/9/20	427.15	99	E	600	355	221000	360	10/15/2021
172924	10/15/2021	TDS Telecom	0	715-748-2516	MAMS: 10/10-11/9/20	231.49	10	E	800	355	260000	000	10/15/2021
172924	10/15/2021	TDS Telecom	0	715-748-4620	DISTRICT OFFICE: 10/10-11/9/20	394.86	10	E	800	355	260000	000	10/15/2021
172924	10/15/2021	TDS Telecom	0	715-748-5951	MASH: 10/10-11/9/20	525.76	10	E	800	355	260000	000	10/15/2021
					Totals for TDS Telecom	2,323.14							
172925	10/15/2021	Advance Auto Parts	0	2217-807102	MAES: FILTER WRENCH/ANTIFREEZE	24.68	10	E	100	411	254300	000	10/15/2021
					Totals for Advance Auto Parts	24.68							
172926	10/15/2021	American Time & Signal Company	8012100106	849419	2021-2022 District Clock Repairs	147.06	10	E	400	324	253000	000	10/15/2021
					Totals for American Time & Signal Compan	147.06							
172927	10/15/2021	Ampro Data Services	2002100220	C85762	printer cartridge costs	44.00	10	E	200	481	129300	000	10/15/2021

CHECK #	CHECK DATE	VENDOR	PO INVOICE #		DESCRIPTION	CHECK AMOUNT	ACCOUNT				POST DATE		
			NUMBER	NUMBER			NUMBER	NUMBER	NUMBER	NUMBER			
172927	10/15/2021	Ampro Data Services	9002100174	C85747	Printer Cartridges	1,026.00	27	E	800	481	158700	341	10/15/2021
172927	10/15/2021	Ampro Data Services	9002100174	C85761	Printer Cartridges	319.00	27	E	800	481	158700	341	10/15/2021
					Totals for Ampro Data Services	1,389.00							
172928	10/15/2021	Black River Industries	0	36422	MADA CUPCAKES	10.00	80	E	800	411	310000	735	10/15/2021
					Totals for Black River Industries	10.00							
172929	10/15/2021	Central Wisconsin Auto Parts	0	368584	MASH: BATTERY	163.99	10	E	400	411	254300	000	10/15/2021
172929	10/15/2021	Central Wisconsin Auto Parts	0	368783	AUTO SHOP: FLOOR CLEANER/WINDSHIELD WASH	46.52	10	E	400	411	136000	000	10/15/2021
172929	10/15/2021	Central Wisconsin Auto Parts	0	368996	AUTO SHOP: CLEANING WIPES	5.99	10	E	400	411	136000	000	10/15/2021
					Totals for Central Wisconsin Auto Parts	216.50							
172930	10/15/2021	Central Wisconsin Publications	0	179801	MADA DIPLOMA ADS	135.00	80	E	800	351	310000	735	10/15/2021
172930	10/15/2021	Central Wisconsin Publications	0	179802	BOE/EMP	1,046.50	10	E	800	351	260000	000	10/15/2021
172930	10/15/2021	Central Wisconsin Publications	0	179802	BOE/EMP	135.00	21	E	800	351	240000	181	10/15/2021
					Totals for Central Wisconsin Publication	1,316.50							
172931	10/15/2021	Chippewa Valley Sporting Goods	4012100115	257525	Open PO	526.83	10	E	400	411	162000	000	10/15/2021
					Totals for Chippewa Valley Sporting Good	526.83							
172932	10/15/2021	Country Meats	0	322250	CASE OF SMOKED SNACK STICKS	267.00	21	E	400	411	240000	444	10/15/2021
					Totals for Country Meats	267.00							
172933	10/15/2021	Demco	2002100105	7012852	Collaborative Learning/Learning Commons Materials	1,207.18	10	E	200	480	222200	031	10/15/2021
172933	10/15/2021	Demco	2002100105	7012852	Collaborative Learning/Learning Commons Materials	1,207.18	10	E	200	439	222200	031	10/15/2021
					Totals for Demco	2,414.36							
172934	10/15/2021	Follett Book Company	1002100137	322394A	library books	208.38	10	E	101	432	222200	031	10/15/2021
172934	10/15/2021	Follett Book Company	2002100102	351026	Library Books - preorders	119.52	10	E	200	432	222200	031	10/15/2021
172934	10/15/2021	Follett Book Company	2002100102	351026F	Library Books - preorders	45.48	10	E	200	432	222200	031	10/15/2021
					Totals for Follett Book Company	373.38							
172935	10/15/2021	Fourmens Farm Home	0	003763	MASH AG SUPPLIES: FOOD	85.66	10	E	400	411	131000	000	10/15/2021
172935	10/15/2021	Fourmens Farm Home	0	003869	MASH AG SUPPLIES FEEDER	38.99	10	E	400	411	131000	000	10/15/2021
172935	10/15/2021	Fourmens Farm Home	0	003990	CLASS OF 2023: FLOAT SUPPLIES	15.07	21	E	400	411	120000	623	10/15/2021
172935	10/15/2021	Fourmens Farm Home	0	3906/3	MASH AG:NET AND SEED	23.89	10	E	400	411	131000	000	10/15/2021
					Totals for Fourmens Farm Home	163.61							
172936	10/15/2021	Freudenthal Mfg Inc	0	197565	MAMS PIPING	424.80	10	E	200	324	254200	000	10/15/2021
					Totals for Freudenthal Mfg Inc	424.80							
172937	10/15/2021	Global Equipment Company	4002100168	118220617	Rolling sit stand desks	178.94	10	E	400	440	143000	000	10/15/2021
					Totals for Global Equipment Company	178.94							
172938	10/15/2021	Gordon Stowe & Associates	4002100117	1499429	Calibration Audiometers	160.00	10	E	400	310	214000	000	10/15/2021
					Totals for Gordon Stowe & Associates	160.00							
172939	10/15/2021	Hillyard Inc.	3012100109	604456425	2021-2022 Hillyard Supplies for	548.94	10	E	100	411	253000	000	10/15/2021

CHECK #	CHECK DATE	VENDOR	PO INVOICE #	DESCRIPTION	CHECK AMOUNT	ACCOUNT	POST DATE
			NUMBER			NUMBER	
				MAES			
				Totals for Hillyard Inc.	548.94		
172940	10/15/2021	Hobart Sales & Service	0 ZB88754	MAES: DISHWASHER SERVICE	498.53	50 E 800 324 257000 000	10/15/2021
172940	10/15/2021	Hobart Sales & Service	0 ZB88765	MASH: CHANGING OF BULB	176.64	10 E 400 324 254300 000	10/15/2021
				Totals for Hobart Sales & Service	675.17		
172941	10/15/2021	J H Larson Company	1012100104 S102518097.007	Lighting/Electrical supplies	464.27	10 E 101 411 253000 000	10/15/2021
172941	10/15/2021	J H Larson Company	2012100102 S102518127.004	MAMS Electrical/Lighting Supplies	619.03	10 E 200 411 253000 000	10/15/2021
172941	10/15/2021	J H Larson Company	4012100114 S102518142.006	Lighting/Electrical Supplies	619.03	10 E 400 411 253000 000	10/15/2021
172941	10/15/2021	J H Larson Company	8012100110 S102542152.001	2021-2022 JH Larson Electrical and Plumbing Supplies	1,784.00	10 E 400 411 253000 000	10/15/2021
				Totals for J H Larson Company	3,486.33		
172942	10/15/2021	K & B Refrigeration	0 31127	MAES: FREEZER SERVICE	85.00	50 E 800 324 257000 000	10/15/2021
172942	10/15/2021	K & B Refrigeration	0 31137	MASH: FILTER	89.00	10 E 400 411 253000 000	10/15/2021
				Totals for K & B Refrigeration	174.00		
172943	10/15/2021	Klingbeil, Marsha	0 001	MAES 1ST GRADE FIELD TRIP TO PUMPKIN PATCH (10/5-10/6/21)	376.00	10 E 100 940 110000 000	10/15/2021
				Totals for Klingbeil, Marsha	376.00		
172944	10/15/2021	Kluck Steel LLC	4002100163 21957	open po	885.60	10 E 400 411 136000 000	10/15/2021
				Totals for Kluck Steel LLC	885.60		
172945	10/15/2021	Kramer Plumbing & Heating Inc	0 45042	MAES: INSTATLLATION OF FILTER AND DRUM FOR VEGGIE STEAMER	3,248.30	50 E 800 324 257000 000	10/15/2021
172945	10/15/2021	Kramer Plumbing & Heating Inc	0 45043	SES: INSTALLATION OF NEW STOVE AND OVENS	397.00	50 E 800 324 257000 000	10/15/2021
172945	10/15/2021	Kramer Plumbing & Heating Inc	0 45044	MASH: REPLACED GAS SUPPORTS ON ROOF	1,329.50	10 E 400 324 254300 000	10/15/2021
172945	10/15/2021	Kramer Plumbing & Heating Inc	0 45058	MAES: PVC PIPES	156.90	10 E 100 411 254300 000	10/15/2021
				Totals for Kramer Plumbing & Heating Inc	5,131.70		
172946	10/15/2021	Krug's Bus Service Inc	0 70277	BUS #16 REPAIRS	518.38	27 E 800 310 256250 019	10/15/2021
				Totals for Krug's Bus Service Inc	518.38		
172947	10/15/2021	Learning Without Tears	6002100217 INV126561	handwriting	121.43	99 E 600 470 110000 360	10/15/2021
				Totals for Learning Without Tears	121.43		
172948	10/15/2021	Marshfield Book & Stationery	2002100131 360213	General Supplies	17.96	10 E 200 411 110000 000	10/15/2021
172948	10/15/2021	Marshfield Book & Stationery	3002100124 360214	general supplies	18.42	10 E 100 411 110000 000	10/15/2021
172948	10/15/2021	Marshfield Book & Stationery	9002100148 360264	OT	16.92	27 E 800 411 218100 341	10/15/2021
				Totals for Marshfield Book & Stationery	53.30		
172949	10/15/2021	McGraw-Hill School Education H	9002100156 119634342001	Connecting Math Concepts Level A, Workbook 1 (Pkg. of 5)	226.24	27 E 800 470 152000 347	10/15/2021
				Totals for McGraw-Hill School Education	226.24		
172950	10/15/2021	Metro Fire Protection	0 46495	MASH ANNUAL SERVICE	759.50	50 E 800 324 257000 000	10/15/2021

CHECK #	CHECK DATE	VENDOR	PO	INVOICE #	DESCRIPTION	CHECK AMOUNT	ACCOUNT	POST DATE
			NUMBER				NUMBER	
172950	10/15/2021	Metro Fire Protection	0	46496	MAES ANNUAL SERVICE	412.50	50 E 800 324 257000 000	10/15/2021
172950	10/15/2021	Metro Fire Protection	0	46497	MAMS ANNUAL SERVICE	1,329.50	50 E 800 324 257000 000	10/15/2021
					Totals for Metro Fire Protection	2,501.50		
172951	10/15/2021	Meyer Tire & Service Inc	0	2267	RVA VEHICLE #5 NEW TIRES	1,020.00	99 E 600 324 253000 360	10/15/2021
					Totals for Meyer Tire & Service Inc	1,020.00		
172952	10/15/2021	Mid-Wisconsin Beverage Inc	0	2784245	WEIGHT ROOM VENDING	248.00	21 E 400 411 240000 494	10/15/2021
172952	10/15/2021	Mid-Wisconsin Beverage Inc	0	2793267	STUDENT VENDING	334.10	21 E 400 411 120000 610	10/15/2021
					Totals for Mid-Wisconsin Beverage Inc	582.10		
172953	10/15/2021	Moving Beyond the Page	6002100103	259037	Open PO	790.44	99 E 600 470 110000 360	10/15/2021
					Totals for Moving Beyond the Page	790.44		
172954	10/15/2021	Northern Tool & Equipment Co	4002100165	48707492	welding supplies	597.95	10 E 400 411 136000 000	10/15/2021
					Totals for Northern Tool & Equipment Co	597.95		
172955	10/15/2021	Quality Door & Hardware	8012100115	708405	Keying Supplies	191.18	10 E 800 411 254300 000	10/15/2021
					Totals for Quality Door & Hardware	191.18		
172956	10/15/2021	Scholastic Inc	1002100100	M7137332	Magazines	181.50	10 E 101 411 110000 000	10/15/2021
172956	10/15/2021	Scholastic Inc	1002100118	M7138190	Magazines	261.80	10 E 101 439 110000 000	10/15/2021
172956	10/15/2021	Scholastic Inc	1002100119	M7137328	Magazines	268.35	10 E 101 411 110000 000	10/15/2021
172956	10/15/2021	Scholastic Inc	1002100120	M7138192	Magazines	233.48	10 E 101 439 110000 000	10/15/2021
172956	10/15/2021	Scholastic Inc	1002100122	M7138193	Magazines	327.25	10 E 101 439 110000 000	10/15/2021
172956	10/15/2021	Scholastic Inc	1002100123	M7138194	Magazines	305.36	10 E 101 439 110000 000	10/15/2021
					Totals for Scholastic Inc	1,577.74		
172957	10/15/2021	Serrano, Mya	0	10/14/21	CLASS OF 2021 RUMBLEFEST SCHOLARSHIP	1,000.00	72 E 800 991 420000 000	10/15/2021
172957	10/15/2021	Serrano, Mya	0	10/14/21	CLASS OF 2021 MEDFORD DENTAL CLINIC SCHOLARSHIP	500.00	72 E 800 991 420000 000	10/15/2021
					Totals for Serrano, Mya	1,500.00		
172958	10/15/2021	Summit Commercial Fitness	4012100129	23247	Fitness Center Replacement pin	34.99	80 E 800 460 254490 000	10/15/2021
					Totals for Summit Commercial Fitness	34.99		
172959	10/15/2021	Systems Technologies	0	807804	MAES DOOR REPAIR	611.17	10 E 100 324 254300 000	10/15/2021
					Totals for Systems Technologies	611.17		
172960	10/15/2021	Taylor Family Care Clinic, L	0	30154	DOT: ROBERT TAYLOR	95.00	10 E 800 310 260000 000	10/15/2021
172960	10/15/2021	Taylor Family Care Clinic, L	0	30162	LEVEL 2 VISIT: NATALIA SCHMITT	105.00	10 E 800 310 260000 000	10/15/2021
172960	10/15/2021	Taylor Family Care Clinic, L	0	30189	LEVEL 2 VISIT: HEATHER DAMM	105.00	10 E 800 310 260000 000	10/15/2021
					Totals for Taylor Family Care Clinic,	305.00		
172961	10/15/2021	Technology Resource Advisors	6002100222	34700	Chromebook Warranty Coverage	60,000.00	99 E 600 360 295000 360	10/15/2021
					Totals for Technology Resource Advisors	60,000.00		
172962	10/15/2021	USPS - MEDFORD	0	8/20/21	MARKETING MAIL FEE	265.00	10 E 800 353 260000 000	10/15/2021
					Totals for USPS - MEDFORD	265.00		
172963	10/15/2021	West Music	2002100145	SI2057894	Music Instruments	25.98	10 E 200 411 125400 000	10/15/2021

CHECK #	CHECK DATE	VENDOR	PO INVOICE #	DESCRIPTION	CHECK AMOUNT	ACCOUNT	POST DATE
			NUMBER			NUMBER	
					Totals for West Music	25.98	
172964	10/15/2021	Wilson Language Training	8002100130 1877142	Holy Rosary Title I	24.10	10 E 510 439 122000 141	10/15/2021
172964	10/15/2021	Wilson Language Training	9002100144 1878189	special education materials	128.30	27 E 800 439 158700 341	10/15/2021
					Totals for Wilson Language Training	152.40	
172965	10/15/2021	Woller, Scott	0 10/29/21	MAMS DANCE	350.00	21 E 200 310 240000 272	10/15/2021
172965	10/15/2021	Woller, Scott	0 10/9/21	SPED PICNIC	250.00	27 E 800 310 158700 341	10/15/2021
					Totals for Woller, Scott	600.00	
172966	10/15/2021	Koester, David	0 10/18/21	JV FOOTBALL VS MERRILL	50.00	10 E 400 310 162000 950	10/15/2021
					Totals for Koester, David	50.00	
172967	10/15/2021	Lindau, Mike	0 10/18/21	JV FOOTBALL VS MERRILL	50.00	10 E 400 310 162000 950	10/15/2021
					Totals for Lindau, Mike	50.00	
172968	10/15/2021	Weik, Trent	0 10/18/21	JV FOOTBALL VS MERRILL	50.00	10 E 400 310 162000 950	10/15/2021
					Totals for Weik, Trent	50.00	
172969	10/15/2021	Wudi, Michael	0 10/18/21	JV FOOTBALL VS MERRILL	50.00	10 E 400 310 162000 950	10/15/2021
					Totals for Wudi, Michael	50.00	
172970	10/18/2021	Kneser, Jeffrey	0 10/19/2021	VOLLEYBALL REGIONALS VS NORTHLAND PINES	70.00	10 E 400 310 162000 951	10/18/2021
					Totals for Kneser, Jeffrey	70.00	
172971	10/18/2021	Terpstra, Kraig	0 10/19/21	VOLLEYBALL REGIONALS VS NORTHLAND PINES	142.00	10 E 400 310 162000 951	10/18/2021
					Totals for Terpstra, Kraig	142.00	
172972	10/18/2021	Iowa Department of Revenue	0 Quarter 3	3rd Quarter Withholding Payment, Buisness efile number: 11392885	857.09	99 L 000 000 811613 832	10/18/2021
					Totals for Iowa Department of Revenue	857.09	
					Totals for checks	2,162,520.57	

FUND SUMMARY

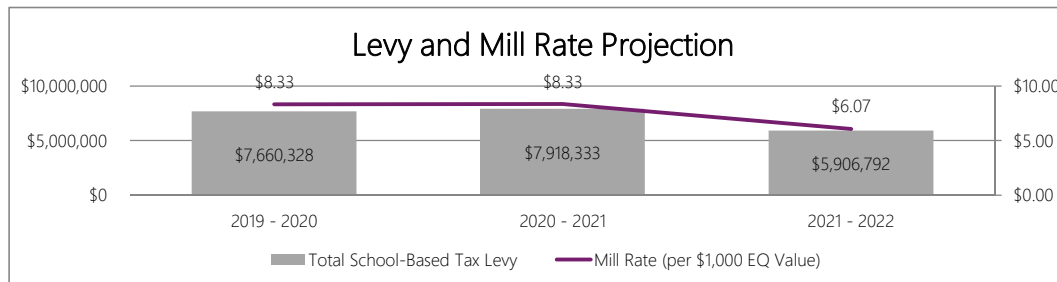
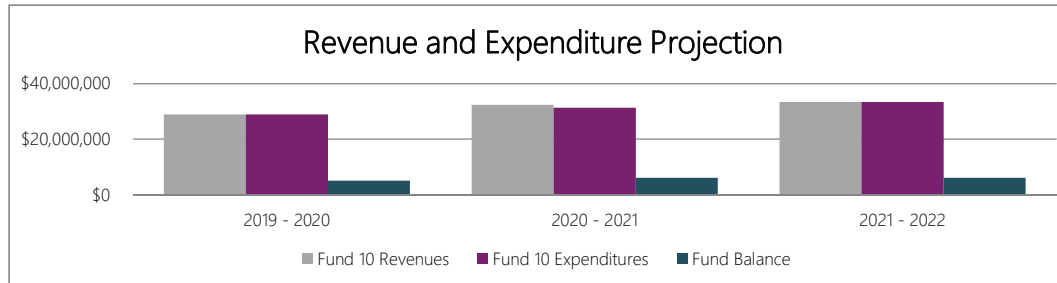
<u>FUND</u>	<u>DESCRIPTION</u>	<u>BALANCE SHEET</u>	<u>REVENUE</u>	<u>EXPENSE</u>	<u>TOTAL</u>
10	GENERAL FUND	1,509,625.63	0.00	273,318.28	1,782,943.91
21	GIFT FUND	0.00	0.00	12,067.91	12,067.91
27	SPECIAL EDUCATION FUND	108,534.62	0.00	12,875.79	121,410.41
50	FOOD SERVICE FUND	47,277.20	100.00	6,856.07	54,233.27
72	PRIVATE PURPOSE (SCHOLARSHIPS)	0.00	0.00	1,500.00	1,500.00
80	COMMUNITY SERVICE FUND	1,845.57	0.00	6,624.10	8,469.67
99	OTHER PKG/COOP PROGRAM FUNDS	93,755.55	0.00	88,139.85	181,895.40
***	Fund Summary Totals ***	1,761,038.57	100.00	401,382.00	2,162,520.57

***** End of report *****

3409 - Medford Area

21-22 FINAL BUDGET

	Historical	Current Year	Budget Year
	2019 - 2020	2020 - 2021	2021 - 2022
<u>Sept Membership (FTE)</u>	2,077	2,020	2,035
Per Pupil Increase:	\$175	\$179	\$0
<u>Per-Pupil Categorical Aid \$</u>	\$742	\$742	\$742
<u>TIF Out Equalized Valuation Growth</u>	5.65%	3.38%	2.45%
Fund 10 Revenues	\$28,852,381	\$32,309,674	\$33,362,163
Fund 10 Expenditures	\$28,819,786	\$31,306,121	\$33,362,163
Surplus (Deficit)	\$32,595	\$1,003,554	(\$0)
<u>Fund Balance</u>	\$4,987,012	\$5,990,566	\$5,990,566
Fund Balance as % of Expenditures	17.30%	19.14%	17.96%
<u>Total School-Based Tax Levy</u>	\$7,660,328	\$7,918,333	\$5,906,792
% change		3.37%	-25.40%
<u>Mill Rate (per \$1,000 EQ Value)</u>	\$8.33	\$8.33	\$6.07
% change		-0.02%	-27.19%
<u>Non-Recurring Referendum \$</u>	\$0	\$0	\$0
<u>Recurring Referendum \$</u>	\$0	\$0	\$0
<u>Referendum Debt Levy</u>	\$1,367,000	\$1,286,000	\$542,550
<u>Energy Efficiency Exemption</u>	\$0	\$0	\$0
Average tax impact: \$100,000 home	\$833	\$833	\$607



MEDFORD AREA PUBLIC SCHOOL DISTRICT
Regular Board of Education Meeting
October 25, 2021

PERSONNEL REPORT

Resignations/Retirement/Termination:

Mara Kreuzscher/ SES Library Assistant effective 9/29/21
Natalia Schmitt/ SES Reading/ Special Education Assistant termination effective 10/4/21
Joshua Ryskoski/ SES Special Education Assistant effective 10/26/21
Shane Ludwig/ MASH Custodian-Nights termination effective 10/18/21

Recommendations:

Ezekiel Sigmund/ MASH Assistant Wrestling Coach
Salary: \$1,201

Katie Scott/ SES Library Assistant
Salary: \$12.25/hour + Benefits, effective 10/6/21

Kaitlyn Netzer/ MAMS Special Education Assistant
Salary: \$12.25/hour + Benefits, effective 10/6/21

Lynn Klinger/ MASH Special Education Assistant
Salary: \$12.25/hour + Benefits, effective 10/8/21

Toby Anderson/ MASH Assistant Golf Coach
Salary: \$1,591

Kara Rudolph/ MASH Girls JV2 Basketball Coach
Salary: \$2,100

Hallie Schumacher/ MASH Boys Swim Coach
Salary: \$2,911

Transfers:

Kimberly Peterson/ MASH Spec Ed Asst, 7.75 hrs to SES Reading/Spec Ed Asst, 7.5 hrs
Effective 10/25/21

Laura Mukerki/ RVA English Teacher/ .375 FTE to .75 FTE effective 11/1/21

Practicum Students / Student Teachers:

Michelle Deml/ Social Work Field Placement/ MAES/MAMS/Sept 21-May 22, 2 days per week
Brittney Riemer/ Student Teaching/ SES/ Katie Losiewicz, 1st semester
MaKayla Hartl/ Field Placement-25 hours/ MASH FCSE/ Juliann Armbrust

* This release is contingent upon a suitable replacement being found, and/or upon acceptance of another coaching position.

All recommendations for new hires are contingent upon receipt of satisfactory results of criminal background check, pre-employment drug test, TB tests questionnaire and pre-employment physical.

Joshua Ryskoski

N3185 Castle Road

Medford, Wisconsin 54451

715-965-6148

JoshuaRyskoski@gmail.com

10/13/2021

Stetsonville Elementary School

Special Education Assistant

W5338 E County Rd A

Stetsonville, Wisconsin 54480

Dear Medford Area School District,

The purpose of this letter is to announce my resignation from Stetsonville Elementary School as Special Education Assistant, effective no later than October 26th, 2021.

I dreaded the decision to leave. However working toward my Bachelors I was unable to manage full time school and full time work. With this in mind, I've decided my best interest would be to resign my position and further my studies full time.

By focusing my time on getting my Bachelors at Western Governors University for Information Technology Sciences I can further progress in my career and journey.

I do hope that I've made a good lasting name for myself within your district.

Sincerely,

Joshua Edward Ryskoski



Pat Sullivan, District Administrator
Audra Brooks, Dir. of Business Services
Laura Lundy, Dir. of Curriculum and Instruction
Joseph Greget, Dir. of Spec. Ed. & Student Services

Medford Area Elementary School Report for Seclusion and Restraint

- MAES had 0 incidents of seclusion in the school during the 2020-21 school year
- MAES had 0 pupils involved in seclusion and restraint during the 2020-21 school year
- MAES had 0 children with disabilities who were involved in incidents of seclusion in 2020-21
- MAES had 0 incidents of physical restraint in the school during the 2020-21 school year
- MAES had 0 students involved in the incidents of physical restraint during in 2020-21
- MAES had 0 students with disabilities involved in the incidents of physical restraint in 2020-21
-

Medford Area Senior High School Report for Seclusion and Restraint

- MASH had 0 incidents of seclusion in the school during the 2020-21 school year
- MASH had 0 pupils involved in seclusion and restraint during the 2020-21 school year
- MASH had 0 children with disabilities who were involved in incidents of seclusion in 2020-21
- MASH had 0 incidents of physical restraint in the school during the 2020-21 school year
- MASH had 0 students involved in the incidents of physical restraint during in 2020-21
- MASH had 0 students with disabilities involved in the incidents of physical restraint in 2020-21
-

Stetsonville Elementary School Report for Seclusion and Restraint


- SES had 0 incidents of seclusion in the school during the 2020-21 school year
- SES had 0 pupils involved in seclusion and restraint during the 2020-21 school year
- SES had 0 children with disabilities who were involved in incidents of seclusion in 2020-21
- SES had 0 incidents of physical restraint in the school during the 2020-21 school year
- SES had 0 students involved in the incidents of physical restraint during in 2020-21
- SES had 0 students with disabilities involved in the incidents of physical restraint in 2020-21

Medford Area Middle School Report for Seclusion and Restraint

- MAMS had 0 incidents of seclusion in the school during the 2020-21 school year
- MAMS had 0 pupils involved in seclusion and restraint during the 2020-21 school year
- MAMS had 0 children with disabilities who were involved in incidents of seclusion in 2020-21
- MAMS had 0 incidents of physical restraint in the school during the 2020-21 school year
- MAMS had 0 students involved in the incidents of physical restraint during in 2020-21
- MAMS had 0 students with disabilities involved in the incidents of physical restraint in 2020-21

2019 Wis. Act 118, Use of Seclusion and Restraint in Schools

2019 Wis. Act 118, which revised Wisconsin state law on addressing the use of seclusion and restraint in schools, went into effect on Wednesday, March 4, 2020. Some of the changes include requiring parents to be provided with a copy of the written incident report, clarifying that the notice and reporting requirements apply to incidents involving law enforcement officers, prohibiting the use of prone restraint, revising the required training components, requiring school staff to hold a meeting after each incident of seclusion or restraint to discuss topics specified in the Act, and requiring each governing body to submit an annual report to DPI by December 1. As a reminder, this law applies to both students with and without disabilities.



Holy Rosary Catholic School

215 S. Washington Avenue
Medford, WI 54451
715-748-3336
www.hrmedford.org

September 29, 2021

SNSP report for Seclusion and Restraint

1. Holy Rosary Catholic School had 0 incidents of seclusion in the school during the 2020-2021 school year.
2. Holy Rosary had 0 pupils involved in seclusion and restraint reported under subd. 1
3. Holy Rosary had 0 children with disabilities who were involved in the incidents of seclusion.
4. Holy Rosary had 0 incidents of physical restraint in the school during the previous year.
5. Holy Rosary had 0 students involved in the incidents of physical restraint reported under subd. 4.
6. Holy Rosary had 0 children with disabilities who were involved in the incidents of physical restraint reported under subd. 4.

Theresa Easterly

9-29-21

Application for Student Foreign Travel or Overnight Out-of-State Student Travel

(THIS FORM IS TO BE SUBMITTED TO THE BUILDING PRINCIPAL AT LEAST TWO WEEKS PRIOR TO THE REGULAR OCTOBER BOARD OF EDUCATION MEETING.)

APPLICATION FOR: (check one)

- Student foreign travel
 Student extended/overnight out-of-state travel

1. Name of student group participating:	FFA
2. Name of sponsoring organization:	FFA
3. Destination of trip (attach itinerary):	World's Toughest Rodeo, Minneapolis, MN
4. Dates of trip:	Jan. 29, 2002
5. Purpose/value of trip:	Rodeo & Mall of America Trip
6. Modes of travel:	KINGS BUS
7. Is all travel by bonded carrier? <input checked="" type="checkbox"/> Yes <input type="checkbox"/> No If "No", please explain.	
8. Cost of Trip Per Individual (Please include a statement as to what this cost includes):	\$40 - \$50
9. What teacher/chaperon costs will be covered? How will they be covered?	Yes - rodeo + bus cost
10. Will teacher/chaperon receive any gratuities, gifts, and/or incentives beyond those listed in #9? If yes, please describe.	No
11. Explanation of all financial arrangements. If fundraisers will be used, what is the plan for all fundraising activity? (Please attach)	student pay for rodeo ticket & bus seat cost
12. PLEASE NOTE: The teacher/sponsor must submit to the principal signed parental permission and medical slips (if required) in order for students to participate and receive excused status.	

MEDFORD AREA PUBLIC SCHOOL DISTRICT SCHOOL BOARD POLICY HANDBOOK

October 6, 2021

SECOND READING

Policy Code	Policy Title
BB	School Board Legal Status
BBA	School Board Powers and Duties
BBAA	Board Member Authority
BBB	School Board Elections
BBBA	Board Member Qualifications
BBC	Board Member Resignation
BBE	Unexpired Term Fulfillment
BBF	Board Member Responsibilities
BBFA	Board Member Conflicts of Interest

FILE: BB

MEDFORD AREA PUBLIC SCHOOL DISTRICT

DATE ADOPTED:	March 20, 1979	FILE SECTOR:	BOARD GOVERNANCE & OPERATIONS
DATE REVISED:	December 18, 1990		
DATE REVISED:	November 21, 2002	POLICY TITLE:	SCHOOL BOARD LEGAL STATUS
DATE REVISED:	October 26, 2009		
DATE REVIEWED:	October 26, 2015		
DATE REVISED:			

Medford Area Public School District Board of Education (BOE) derives its authority to govern and act as a policy making body from the Constitution and statutes of the State of Wisconsin. The BOE recognizes that by custom and tradition it has a responsibility to the citizenry it serves and the persons it employs, to discharge its duties and obligations in a manner that will ensure the highest possible educational level for the citizens of MAPSD.

Qualifications

Any eligible elector may be a candidate for school board of education BOE membership. An eligible elector must be a citizen of the United States, 18 years of age and a resident of the district for at least 28 days preceding the election.

Number of Board Members

The BOE will consist of nine members, elected at large by a plurality vote cast by the qualified electors of the school district.

Term of Office

BOE members shall serve three years except as otherwise provided by law.

CROSS REFERENCE: BBA, BBAA, BBB, & BBE

LEGAL REFERENCE: Article X, Sec. 1 and 3, Constitution of Wisconsin, §6.02, 17.26, 19.01, 120.01, 120.06 and 120.06(2), Wisconsin Statutes

FILE: BBA

MEDFORD AREA PUBLIC SCHOOL DISTRICT

DATE ADOPTED: March 20, 1979 **FILE SECTOR: BOARD GOVERNANCE & OPERATIONS**
DATE REVISED: December 18, 1990
DATE REVISED: November 21, 2002 **POLICY TITLE: SCHOOL BOARD POWERS, AUTHORITY AND DUTIES**
DATE REVISED: October 26, 2009
DATE REVISED: October 26, 2015
DATE REVISED:

Medford Area Public School District Board of Education (BOE) has complete and final control over local school matters subject to limitations and requirements imposed by state and federal regulations. The BOE may do all things reasonable to promote the cause of education, including establishing, providing and improving district programs, functions and activities for the benefit of students.

It is understood that the ~~members of the~~ BOE members have authority only when acting as a board legally in session. The BOE shall not be bound in any way by any action or statement on the part of any individual ~~board of education~~ BOE member, except when such statement or action is in pursuance of specific instructions from the BOE or otherwise provided by law.

The individual participation of BOE members shall take place in BOE and committee meetings which are the basic manner in which they fulfill their duties. The method of participation is through discussion, deliberation, debate and voting.

Although the BOE retains full legislative and judicial authority over the schools, it delegates all executive, supervisory, and instructional authority and operation to its professional staff under the direction of the district administrator. No BOE member, by virtue of their office, shall exercise any administrative responsibility with respect to the schools or, as an individual, command the services of any school employee.

CROSS REFERENCE: BBAA, BBB, & CB

LEGAL REFERENCE: Wis. Stat. 19.59, 118.001, 120.10, 120.12, 120.13, & 120.15-120.17

FILE: BBA

MEDFORD AREA PUBLIC SCHOOL DISTRICT

DATE ADOPTED: January 17, 1991 **FILE SECTOR: BOARD GOVERNANCE &**
DATE REVISED: November 21, 2002 **OPERATIONS**
DATE REVISED: December 17, 2009 **POLICY TITLE: BOARD MEMBER AUTHORITY**
DATE REVISED: November 19, 2015
DATE REVISED:

It is understood that the members of the Medford Area Public School District Board of Education (BOE) have authority only when acting as a board legally in session. The BOE shall not be bound in any way by any action or statement on the part of any individual board of education member, except when such statement or action is in pursuance of specific instructions from the BOE or otherwise provided by law.

The individual participation of BOE members shall take place in BOE and committee meetings which are the basic manner in which they fulfill their duties. The method of participation is through discussion, deliberation, debate and voting.

No BOE member, by virtue of their office, shall exercise any administrative responsibility with respect to the schools or, as an individual, command the services of any school employee.

CROSS REFERENCE: BBA, BBB, BBF, & BCB

LEGAL REFERENCE: 19.59, 120.12, 120.13, & 120.15-120.17 Wis. Statutes

FILE: BBB

MEDFORD AREA PUBLIC SCHOOL DISTRICT

**DATE ADOPTED: January 17, 1991 FILE SECTOR: BOARD GOVERNANCE &
DATE REVISED: June 19, 1997 OPERATIONS
DATE REVISED: November 21, 2002 POLICY TITLE: SCHOOL BOARD ELECTIONS
DATE REVISED: December 17, 2009
DATE REVISED: November 19, 2015
DATE REVISED:**

Medford Area Public School District Board of Education (BOE) is composed of nine citizens of the district who are elected at large by the qualified voters at the annual spring election.

~~Members of the BOE~~ **members** serve overlapping terms of three years except as otherwise provided by law and take office on the fourth Monday in April. At the end of the term, a BOE member wishing to continue their service to the community must be re-elected to an additional three-year term. State law does not limit the number of terms a member may serve.

The school district clerk is responsible for overseeing the legality and orderliness of school board elections. The clerk shall follow all procedures as provided by law.

Dates for various election notices and activities are specified in state law and will be complied with by the district.

**CROSS REFERENCE: BBA, BBAA, BBBA, BBB, BBC, BBE, & BCB
LEGAL REFERENCE: Sections 17.26, 120.01(2), 120.06, & 120.17 Wis. Stats.**

FILE: BBBA

MEDFORD AREA PUBLIC SCHOOL DISTRICT

DATE ADOPTED:	January 17, 1991	FILE SECTOR:	BOARD GOVERNANCE & OPERATIONS
DATE REVISED:	June 19, 1997	POLICY TITLE:	BOARD MEMBER QUALIFICATIONS
DATE REVISED:	January 16, 2003		
DATE REVISED:	December 17, 2009		
DATE REVIEWED:	November 19, 2015		
DATE REVIEWED:			

Any eligible elector may be a candidate for school board of education membership. An eligible elector must be a citizen of the United States, 18 years of age and a resident of the district for at least 10 days preceding the election.

CROSS REFERENCE:
LEGAL REFERENCE: Sections 6.02, 120.06(2) Wisconsin Statutes.

FILE: BBC

MEDFORD AREA PUBLIC SCHOOL DISTRICT

DATE ADOPTED: January 15, 2001	FILE SECTOR: BOARD GOVERNANCE & OPERATIONS
DATE REVISED: November 21, 2002	
DATE REVISED: December 17, 2009	POLICY TITLE: BOARD MEMBER RESIGNATION
DATE REVIEWED: November 19, 2015	
DATE REVISED:	

Board of Education members may resign from their board position by submitting a written resignation to the board clerk. In the event the person resigning is the board clerk, the resignation shall be submitted to the board president. In the event of multiple resignations occurring at the same time, they shall be submitted in this order to the:

- clerk
- president
- vice president
- treasurer
- district administrator

Resignations submitted under regular circumstances should be dated to be effective on the date of the next regularly scheduled board meeting. Resignations not in compliance with this guideline will be effective upon the date listed in the resignation or upon receipt by the board officer/district administrator whichever occurs last. If no date is listed, then the resignation shall be effective upon delivery of the written resignation to the board clerk, or in the event the person is the board clerk, to the board president.

If the vacant board office is that of the president, the office shall be filled by the vice president. If the board vice president is also unable to perform these duties or is absent from the school district, the board clerk will serve as the board president. If ~~all~~ of these officers are unable to perform the assigned duties or are absent, the board treasurer will serve as the board president. Vacancies in other board offices shall be filled by other school board members and shall be determined according to district policy and state laws.

In the event that any of the officers whose signatures appear as facsimile signatures cease to be officers, such signatures shall be valid and sufficient for purposes necessary to sustain fiscal operations until such time as new officers are installed.

CROSS REFERENCE: BBE, BCA, & BCB

LEGAL REFERENCE: Sections 17.01(11) & (13), 17.03, 17.26, 19.01, 66.0607, 120.05(3), 120.15-120.17 Wis. Stats.

MEDFORD AREA PUBLIC SCHOOL DISTRICT

DATE ADOPTED: January 17, 1991	FILE SECTOR: BOARD GOVERNANCE & OPERATIONS
DATE REVISED: June 19, 1997	
DATE REVISED: December 21, 2000	POLICY TITLE: UNEXPIRED TERM FULFILLMENT
DATE REVISED: October 17, 2002	
DATE REVISED: December 17, 2009	
DATE REVISED: November 19, 2015	
DAVE REVISED:	

If a vacancy occurs on the Medford Area Public School District Board of Education (BOE), it may be filled by the appointment made by the remaining **BOE** members. ~~of the BOE~~. The appointment shall continue until an election can occur as follows:

- When a vacancy occurs in the office of a BOE member who is in the last year of their term, or when a vacancy occurs after the spring election but on or before the last Tuesday in November in the office of a BOE member who is not in the last year of their term, the successor shall be elected at the next spring election.
- When a vacancy occurs after the last Tuesday in November and on or before the date of the next spring election in the office of the BOE member who is not in the last year of their term, the successor shall be elected at the 2nd following spring election.

In fulfilling the term by appointment, the BOE, whenever practical, shall adhere to the following guidelines:

- The BOE shall publish a notice of the vacancy as soon as possible in the official newspaper.
- Any interested parties should submit a letter of interest to the BOE.
- The BOE shall not act on the fulfillment of the unexpired term until at least two weeks subsequent to the appearance of the notice of vacancy in the official newspaper.
- The appointment will take place at an open meeting of the board. The action taken shall be recorded in the board minutes. Within eight days of the appointment the clerk shall notify the person of the appointment. The appointment shall be deemed accepted unless the person files a written refusal with the clerk within five days of notice. The appointed member shall officially become a member of the board when the official oath has been administered and filed.

CROSS REFERENCE: BBB, BBBB, & BD

LEGAL REFERENCE: Sections 17.03, 17.035, 17.26(3), 19.01, 120.06(4)(12) & 120.06(10) 120.42(2) Wis. Stats.

FILE: BBF

MEDFORD AREA PUBLIC SCHOOL DISTRICT

DATE ADOPTED: March 20, 1979 FILE SECTOR: BOARD GOVERNANCE AND OPERATIONS
DATE REVISED: May 16, 1995
DATE REVISED: February 20, 2003 POLICY TITLE: BOARD MEMBER RESPONSIBILITIES
DATE REVISED: December 17, 2009
DATE REVISED: November 19, 2015
DAVE REVISED:

As representatives of all ~~the~~ citizens in the Medford Area Public School District (MAPSD), the Board of Education (BOE) is responsible for serving the best interests of the community and its students, utilizing all available resources toward that end.

With the foregoing statement in mind, each member should strive to:

- Keep as their first and greatest concern the best interest and educational welfare of all the students in MAPSD without distinction as to who they are and what their background may be.
- Work with fellow BOE members in a spirit of harmony and cooperation.
- Observe all applicable state and federal laws and regulations.
- Transact all school business in an ethical and above-board basis, in accordance with all codes of ethics established in state law.
- Recognize that the authority of the BOE is as a board and not as individuals except as otherwise provided by law or specifically directed by the BOE.
- Recognize that the function of the BOE is one of policymaking, not administration.
- Recognize that no BOE member shall interfere with the administration of the school district as an individual or undermine the administrative, teaching or support staff by reverting to political or coercive means to force ideas on the personnel of the school district.
- Render all decisions based on the available facts and their independent judgement, and refuse to surrender that judgement to individuals or special interest groups.
- Inform themselves about current educational issues by individual study and through participation in programs providing needed information, such as those sponsored by the state and national school board associations.
- Avoid being placed in a position of conflict of interest, and refrain from using their BOE position for personal or partisan gain.
- Take no private action that will compromise the BOE or administration, and maintain the confidentiality of information that is privileged under applicable law.

- Abide by and uphold the final majority decisions of the BOE. Be willing to support and promote their implementation, once the decisions are made.
- Refer questions and complaints by parents and the general public to appropriate members of the school management team in accordance with the policies of the BOE.
- Refer personal requests and criticisms by employees directly to the appropriate administrative officer in accordance with the policies of the BOE.
- Exhibit integrity.
- Recognize the integrity of their predecessors and associates, and the merit of their work.
- Represent at all times the entire school community.

CROSS REFERENCE: BBA, BBAA, BBFA, BCB, BHD, JB, & KL

LEGAL REFERENCE: §19.41, 19.59(1), 19.85, 946.10, 946.12 & 946.13 Wis. Stats.

FILE: BBFA

MEDFORD AREA PUBLIC SCHOOL DISTRICT

DATE ADOPTED: March 20, 1989 **FILE SECTOR:** BOARD GOVERNANCE AND
DATE REVISED: June 15, 1995 **OPERATIONS**
DATE REVISED: May 15, 2003 **POLICY TITLE:** BOARD MEMBER CONFLICTS OF
DATE REVISED: January 28, 2010 **INTEREST**
DATE REVISED: December 14, 2015
DATE REVISED:

Medford Area Public School District Board of Education (BOE) members shall not use their office to obtain financial gain or anything of substantial value for their private benefit, for the benefit of their immediate family or for any organization of which they are associated. A BOE member shall not take any official action substantially affecting a matter in which the BOE member, a member of their immediate family or an organization in which the BOE member is associated has a substantial value. Anything of substantial value means anything of more than nominal, token or inconsequential value in light of the totality of the circumstances. This does not prohibit BOE members from using the title or prestige of their position as BOE members to obtain campaign contributions that are permitted and reported consistent with state law.

No BOE member shall solicit or accept from any person, directly or indirectly, anything of value if it could reasonably be expected to influence the BOE member's vote, official actions or judgments or could reasonably be considered as a reward for any official action or inaction on the part of the BOE member.

Nor shall a BOE member use his or her position in a way that produces or assists in the production of anything of value, direct or indirect, for the BOE member, one or more members of the BOE member's immediate family, either separately or together or an organization with which the BOE member is associated. Anything of value is defined as any money or property, favor, service, payment, advance, forbearance, loan or promise of future employment excluding compensation and expenses paid by the state or hospitality extended for a purpose unrelated to state business by a person other than an organization.

CROSS REFERENCE: BBF

LEGAL REFERENCE: §19.41, 19.59(1), 118.12, 119.66, 946.10, 946.12, 946.13, Wis. Stats.

MEDFORD AREA PUBLIC SCHOOL DISTRICT SCHOOL BOARD POLICY HANDBOOK

October 6, 2021

FIRST READING

Policy Code	Policy Title
BCB	Board Officers
BCD	Board-Administrator Relationships
BCF	Advisory Committees to the Board of Education
BCG	School Attorney
BCH	Consultants to the Board
BD	School Board Meetings
BDA	Remote Participation in School Board Meetings
BDC	Closed Session

- ~~It shall be his/her responsibility~~ Ensure that an audit is conducted on the board of education BOE's financial records.
- Perform other duties as required by the board of education BOE or State Statutes.

Duties of Clerk shall:

- Shall Preside at board of education BOE meetings in the absence of the president and vice president.
- Shall Ensure that an up-to-date record of all meetings of the board of education BOE be kept in a Minute Book.
- ~~Shall cause to be~~ Publish such proceedings of the board of education BOE as may be determined by the board of education BOE, consistent with the law.
- Shall Be responsible, with the district administrator or their designee, for a detailed account of all business of the board of education BOE and cause to be prepare an Annual Report including receipts and expenditures.
- Shall Sign or cause their signature to be placed on all orders, salaries and contracts approved by the board of education BOE.
- Shall Be responsible for all procedures outlined in the state election laws including reporting names of each board member to the clerk and treasurer of each municipality having territory within the school district within 10 days after the election or appointment of the member.
- Shall Certify tax levies to each municipality in the district according to state law.
- ~~Shall have~~ Duplicate copies of all minutes of the board of education BOE meetings made and ready for distribution to all board of education BOE members at least two days before the next meeting.
- ~~Shall~~ Perform other duties as required by the board of education BOE and State Statutes.

If a board officer is unable to discharge his/her duties due to absence or disability, the board shall appoint another board member to discharge the officer's duties for the duration of the absence or disability.

CROSS REFERENCE: BHA, & BHA-R

**LEGAL REFERENCE: Sections 66.0607, 120.05, 120.15, 120.16, 120.17, & 120.18
Wis. Stats.**

MEDFORD AREA PUBLIC SCHOOL DISTRICT

DATE ADOPTED:	March 20, 1979	FILE SECTOR:	BOARD GOVERNANCE & OPERATIONS
DATE REVISED:	May 14, 1991		
DATE REVISED:	March 17, 2003	POLICY TITLE:	BOARD-ADMINISTRATOR RELATIONSHIPS
DATE REVISED:	January 28, 2010		
DATE REVISED:	December 14, 2015		
DATE REVISED:			

The district administrator shall be the chief executive officer and the educational leader of the district and shall provide the professional leadership necessary to implement Board of Education (BOE) policy, recommend changes to ~~board of education~~ BOE policy and direct the staff toward the accomplishment of ~~board of education~~ BOE goals.

The ~~board of education~~ BOE shall hold the district administrator responsible for all aspects of school operation and for such duties and powers pertaining thereto as the ~~board of education~~ BOE may direct or delegate. The district administrator may delegate responsibility, and the authority necessary to discharge it, to other school officials.

The district administrator shall be provided the flexibility to develop rules, regulations and procedures for the district as based on the ~~board of education~~ BOE 's policies. The ~~board of education~~ BOE shall operate within its duties and powers as set down in Wisconsin Statutes. All other matters are delegated to the district administrator.

Members of the ~~board of education~~ BOE cannot act for the ~~board of education~~ BOE on any matter unless officially delegated by the ~~board of education~~ BOE with the authority to do so except as otherwise provided by law or specifically directed by the board. Members shall refrain from involving themselves in administrative matters and from asking the district administrator for personal consideration. ~~Board of Education~~ BOE members shall refer all non-action matters and criticisms to the district administrator.

The management team consists of all ~~board of education~~ BOE members and administrators. Cooperation is the key to good teamwork. This applies to policy development, district organization and operation, bond issues, building plans and procedures, site selection, insurance, salaries, transportation, food service, instructional services and developmental plans for new programs. The ~~This~~ team should recognize the need for continuous evaluation of all the functions and services of the school system. Agreements must be reached for a program of good relations to exist.

The district administrator shall be professionally able and possess qualities of leadership, vision and administrative skill necessary for the efficient operation of the schools and that the district administrator will implement all policies of the ~~board of education~~ BOE in good faith.

CROSS REFERENCE: BBA, BBAA, BF, CH, & Job Description Handbook
LEGAL REFERENCE: Sections 118.001, 118.24, 120.12, 120.13, Wis. Stats.

FILE: BCF

MEDFORD AREA PUBLIC SCHOOL DISTRICT

DATE ADOPTED: March 20, 1979 FILE SECTOR: BOARD GOVERNANCE &
DATE REVISED: December 18, 1990 OPERATIONS
DATE REVISED: December 19, 2002 POLICY TITLE: ADVISORY COMMITTEES TO
DATE REVISED: January 28, 2010 THE BOARD OF EDUCATION
DATE REVISED: December 14, 2015
DATE REVISED:

The following policies shall govern the appointment and functioning of district advisory committees.

- Advisory committees may be created by the Board of Education (BOE) for special purposes.
- If the advisory committee is required by state and federal law, its composition and appointment shall meet all the guidelines established for the particular type of committee.
- The composition of other district advisory committees shall be broadly representative and shall take into consideration the specific tasks assigned to the committee. Members of the professional staff may be appointed to the committee as members or consultants. ~~as found appropriate.~~
- Appointments to such committees shall be made by the ~~board of education~~ BOE. Appointment of staff members to such committees shall be made by the ~~board of education~~ BOE upon recommendation of the district administrator or his/her designee.
- Public notice of committee meetings shall be given in accordance with state law and established procedures.
- Each committee shall be clearly instructed as to:
 - the length of time each member is being asked to serve.
 - the service the ~~board of education~~ BOE wishes the committee to render; extent and limitations of its responsibilities.
 - the resources the ~~board of education~~ BOE will provide.
 - the approximate dates on which the ~~board of education~~ BOE wishes to receive major reports.
 - ~~board of education~~ BOE policies governing advisory committees and the relationship of these committees to the ~~board of education~~ BOE as a whole, individual ~~board of education~~ BOE members, the district administrator and other members of the professional staff.
 - responsibilities for the release of information to the press
- Recommendations of citizen's committees shall be based on research and fact. Their recommendations shall be channeled to the ~~board of education~~ BOE through the designated chairperson.
- A ~~board of education~~ BOE possesses certain legal powers and prerogatives which cannot be delegated or surrendered to others. Therefore, all recommendations of a district advisory committee must be submitted to the ~~board of education~~ BOE for action.
- The ~~board of education~~ BOE shall have the sole power to dissolve any of its advisory committees and shall reserve the right to exercise this power at any time during the life of any committee.
- BOE members may attend any committee meeting.

CROSS REFERENCE: BDDA

LEGAL REFERENCE: 19.84, 19.89, & 118.019 Wis. Stats.

MEDFORD AREA PUBLIC SCHOOL DISTRICT

DATE ADOPTED:	March 20, 1979	FILE SECTOR:	BOARD GOVERNANCE & OPERATIONS
DATE REVISED:	December 18, 1990		
DATE REVISED:	December 19, 2002	POLICY TITLE:	SCHOOL ATTORNEY
DATE REVISED:	February 18, 2010		
DATE REVIEWED:	December 14, 2015		
DATE REVISED:			

The Medford Area Public School District Board of Education (BOE) may engage the services of an attorney at its discretion to advise and represent the district in all matters requiring legal counsel.

The board BOE recognizes that the increasing complexity of district operations frequently requires procurement of professional legal services. Consequently, it may retain an attorney or law firm for purposes of systematically securing such services.

A decision to seek legal advice or assistance on behalf of the district shall normally be made by the district administrator or their designee. ~~by persons specifically authorized by the district administrator.~~ Such action shall occur when it is consistent with approved district BOE policy, standard practice, meets an obvious need of the district or as a consequence of formal board of education BOE direction.

CROSS REFERENCE:

LEGAL REFERENCE: Sections 120.10(14), 120.13(9)(m), 120.15(2)(3)(4) Wis. Stats.

FILE: BCH

MEDFORD AREA PUBLIC SCHOOL DISTRICT

DATE ADOPTED: March 20, 1979 **FILE SECTOR:** BOARD GOVERNANCE &
DATE REVISED: December 18, 1990 **OPERATIONS**
DATE REVISED: January 16, 2003 **POLICY TITLE:** **BOARD OF EDUCATION**
DATE REVISED: February 18, 2010 **CONSULTANTS TO THE BOARD**
DATE REVISED: February 18, 2016
DATE REVISED:

In order to pursue its educational mission and also to protect the public's financial investment in the schools, the Medford Area Public School District Board of Education (BOE) may will, from time to time, engage the services of qualified professional consultants to provide new insights and ideas for dealing with especially difficult problems and/or to provide special services which present staff is unable to provide.

The kinds of Assistance sought from consultants may include, but will not necessarily be limited to:

- conducting fact-finding studies, surveys, and research.
- providing fact-finding studies, surveys, and research.
- providing counsel or services requiring special expertise.
- assisting the board of education BOE in developing policy and program recommendations.

Before engaging any consultant, the board of education BOE may require submission of a written proposal which can be incorporated into a contract or purchase order if it satisfies the wishes of the board of education BOE.

Proposals will detail:

- the Specific objectives to be accomplished by the consultant.
- the Specific tasks to be performed.
- the Procedures to be used in carrying out the tasks.
- the Target dates for the completion of tasks.
- the Method to be used to report results to the board of education BOE and/or to deliver any "product" (e.g., long-range plan, codified policy manual, etc.) to the board of education BOE.

Proposals may be submitted to the school attorney for review before a contract is let. The district administrator will establish procedures necessary to effect an efficient working relationship between the consultant and the board of education BOE and/or staff members.

CROSS REFERENCE:

LEGAL REFERENCE: 120.13 Wis. Stats.

FILE: BD

MEDFORD AREA PUBLIC SCHOOL DISTRICT

**DATE ADOPTED: August 20, 1986 FILE SECTOR: BOARD GOVERNANCE &
DATE REVISED: December 18, 1990 OPERATIONS
DATE REVISED: March 21, 2002 POLICY TITLE: SCHOOL BOARD OF EDUCATION
DATE REVISED: January 16, 2003 MEETINGS
DATE REVISED: February 18, 2010
DATE REVISED: February 18, 2016
DATE REVISED: April 22, 2019
DATE REVIEWED:**

Medford Area Public School District Board of Education (BOE) meetings are the backbone of the educational leadership pattern. It is here that educational laymen give consideration to the recommendations and reports of its executive officer, the district administrator.

The BOE may transact business only when it is in regular or special session with a physical quorum present. Proceedings must be recorded in meeting minutes.

It is the intent of the BOE that meetings shall be formal enough for orderly procedure but informal enough to be natural, encourage free discussion and promote critical thinking and action.

The BOE shall meet each month. Sufficient public notice shall be given as to the meeting date, time, place and subject matter in accordance with state law.

BOE members are expected to notify the president or district administrator if they are unable to attend a meeting.

All meetings of the BOE shall be open to the public and press, unless otherwise legally noticed. Remote participation is allowed. Refer to policy BDA for guidelines.

**CROSS REFERENCE: BDA, BDC, BDDA, & BDDH
LEGAL REFERENCE: 19.81 et seq., 19.83, 19.84, 19.85, 19.86, 19.88, & 120.11**

MEDFORD AREA PUBLIC SCHOOL DISTRICT

DATE ADOPTED: June 24, 2019

FILE SECTOR: BOARD GOVERNANCE &
OPERATIONS

DATE REVIEWED:

POLICY TITLE: REMOTE PARTICIPATION
IN SCHOOL BOARD OF EDUCATION
MEETINGS

Medford Area Public School District Board of Education (BOE) expects all individual board members to be physically present at all BOE meetings. The BOE recognizes, however, this is not always possible and special circumstances may prevent a BOE member from being physically present at a meeting.

The BOE will permit an individual member to participate in open session meetings from a remote location via technology if extenuating circumstances prevent the member from being physically present at the meeting based on this criteria:

- The remote participating member will be counted in the quorum requirement for the meeting and will be counted as attending the meeting.
- The remote participating member will be permitted to participate in discussion on items of business, and make and vote upon motions with a roll call vote.
- A member may not ~~participate~~ attend remotely in any closed session meeting or closed session portion(s) of any BOE meeting of the BOE, any individual student disciplinary proceeding or in any disciplinary or nonrenewal proceedings involving individual employees. ~~This includes not being able to listen in during the closed session or proceedings.~~
- The remote participating member cannot participate in votes coming out of a closed session discussion.

Additional criteria requirements include:

- The district administrator will work with appropriate staff to identify an appropriate mode of technology that enables reliable two-way communication and that satisfies the Wisconsin Open Meetings Law requirements regarding public notice and public accessibility of meetings.
- No BOE meeting may be delayed, cancelled or rescheduled solely to accommodate a member's request to exercise the privilege of remote participation. ~~To the extent that~~ If the technology used to enable remote participation is not functioning ~~so as to~~ facilitate appropriate participation and/or there is any uncertainty regarding compliance with the Open Meetings Law, the BOE may terminate the privilege of remote participation and provided there is a physical quorum, the meeting(s) in question may continue without the participation of the member(s) who are not physically present.
- ~~To the extent that~~ When the number of individual members wishing to exercise the privilege of remote participation in any meeting exceeds the capacity of the technology that is used to facilitate such remote participation, then no Board BOE member shall avail themselves of the privilege of remote participation for that meeting unless one or more members withdraw their request and the number of pending requests is once again within the capacity of the technology being used.

To lessen the risk that a technical limitation or technology-related problem may prevent otherwise-authorized remote participation in a Board **BOE** meeting, an individual member who wishes to exercise the privilege of remote participation in any meeting shall inform the district administrator and presiding officer of the meeting as far in advance as possible of their desire to attempt remote participation.

CROSS REFERENCE: BD, BDC, BDDA, BDDD, BDDF & BDDH

LEGAL REFERENCE: 19.81 et seq., 19.83, 19.84, 19.85, 19.86, 19.88, & 120.11

FILE: BDC

MEDFORD AREA PUBLIC SCHOOL DISTRICT

DATE ADOPTED: January 17, 1991 **FILE SECTOR: BOARD GOVERNANCE &**
DATE REVISED: December 19, 2002 **OPERATIONS**
DATE REVISED: March 17, 2003 **POLICY TITLE: CLOSED SESSION**
DATE REVISED: February 18, 2010
DATE REVISED: February 18, 2016
DATE REVISED:

Medford Area Public School District Board of Education (BOE) may meet in closed session only to discuss subject matter within the scope of state statutes. No discussions of any matter shall be held and no action taken of any kind, formal or informal, by the board BOE while in closed session, except as specifically authorized by law.

Before the board BOE convenes in closed session, a majority vote of the board BOE members present shall be required and the board BOE president shall announce to those present the nature of the business to be considered at the closed session and the specific exemption(s) under law by which the session is authorized. The board BOE shall take a roll call vote to convene in closed session.

Public notice shall be given of all closed sessions in accordance with state law and board BOE policy.

CROSS REFERENCE: BDDA
LEGAL REFERENCE: Sections 19.82(1), 19.84, 19.85, Wis. Statutes.

MEDFORD AREA PUBLIC SCHOOL DISTRICT SCHOOL BOARD POLICY HANDBOOK

October 6, 2021

CONSIDERATION

Policy Code	Policy Title
RVA-DB	Operational Budget and Agreements
RVA-IKFA	Early Graduation Requirements

Approved by RVA Governance Board

Minor change from Policy / Motion from Policy
to accept changes

FILE: RVA-DB

**MEDFORD AREA PUBLIC SCHOOL DISTRICT
RURAL VIRTUAL ACADEMY**

DATE ADOPTED: January 13, 2011 **FILE SECTOR:** RURAL VIRTUAL ACADEMY
DATE REVISED: October 24, 2011 **POLICY TITLE:** OPERATIONAL BUDGET
DATE REVISED: March 15, 2012 **AND AGREEMENTS**
DATE REVISED: June 20, 2013
DATE REVISED: December 18, 2014
DATE REVISED: August 17, 2017
DATE REVISED: May 17, 2018
DATE REVISED: May 20, 2019
DATE REVISED: October 26, 2020
DATE REVISED:

An operating budget shall be developed annually by the Rural Virtual Academy (RVA) ~~Public Charter School~~ Rural Virtual Academy Charter School Inc. (RVA) for approval by the RVA Governance Board and Medford Area Public School District (MAPSD) Board of Education (BOE). As the fiscal authorizing agent of the RVA, MAPSD will support the fiscal endeavors of the RVA by allocating the approved funds for expenditure purposes.

Acting in consortia, RVA will create equitable formularies for calculating the expenditures of participating school district entities, including MAPSD.

The preparation of this budget will be a process which includes the RVA Governance Board, RVA staff, administration, MAPSD BOE and the public through access at posted governance board meetings and/or created sub-committees.

MAPSD's BOE, acting as both the authorizing and fiscal agent of the RVA, shall make final approval of the annual budget in accordance with State law and established MAPSD procedures.

CROSS REFERENCE:

LEGAL REFERENCE: 66.0301, 118.40(3)(b), 118.40(5), 121.05(1)(a)(9) Wis. Stats.
and 5204(f)(4)(B) Fed. Law

June 30th of the succeeding/following fiscal year. After this time, the district or other educational institution requesting termination may withdraw from future membership.

For those districts or other educational institutions operating under a multi-year agreement, with the RVA the following financial formula will be used in determining individual districts or other educational institution costs.

- A budget for the upcoming school year will be submitted to the RVA Governance Board at the March/April regular governing board meeting. The budget is to include those expenses not covered by any grants, such as administrative costs, teacher costs, support staff costs, consumables, postage, dues, reimbursements, tuition, lease agreements, field trips, technology, curriculum, professional development, and/or other identified RVA expenditures.
- The RVA Governance Board will establish a *virtual school invested access* and *District Connect access fee* to belong to the consortium. This fee is assessed in November with final adjusted calculation based on enrollment at the regular May/June meeting.
- The fees will be based on the following tables:

RVA Invested & Affiliated Virtual School Access Fee	
Based on Per Students Enrolled	
0	\$1,500
1-4	\$3,000
5-9	\$4,500
10-14	\$6,000
15-19	\$7,500
20-24	\$9,000
25-29	\$10,500
30-34	\$12,000
35-39	\$13,500
40+	\$15,000

RVA Invested & Affiliated District Connect Fee	
Based on Total # of Student Course Enrollments	
0	\$750 \$500
10 – 99 24	\$1,500 \$1,000
25 -74	\$2,000
100 — 249 75 - 149	\$3,000
250 — 499 150 - 399	\$2,500 \$4,000
500 — 999 400 - 999	\$3,500 \$5,000
1,000+	\$5,000 \$6,000
X	\$0

- For full-time virtual students, the RVA Governance Board will establish a *per student-cost* based on the number of students enrolled in the RVA on a full-time equivalent basis. The end of the year cost per district for full-time virtual learning services will be calculated using the total full-time virtual cost, subtracting the virtual school access fee, subtracting 94% of the 66.0301 and open enrollment revenue received by the school's authorizing school district, subtracting both teacher and support staff credits and establishing a per student cost by dividing the remaining cost by the number of students. School districts or other educational institutions invested in the consortium will be assessed the per student fee, based on the number of students enrolled in the RVA from their district or other educational institution, in the following manner:
 - Member school districts or other educational institutions will be annually charged the membership fees and a prorated amount of estimated expenses equal to 25% of accumulated expenses on the first Friday of November with payment due by the first Friday of December. Open enrollment and tuition subsidy revenues will be excluded from this calculation.
 - End of the year reconciliation will be made based on increased or decreased enrollments. Enrollments will be calculated quarterly, i.e., a student enrolled after the beginning of the first quarter, but prior to the start of the second quarter will be calculated as a 1 (FTE), (4K=0.6), student. A student enrolling after the second quarter, but prior to the start of the third quarter will be calculated as a .75 (FTE), (4K=0.45), student. Any student enrolled after the start of the third quarter, but prior to the fourth quarter will be calculated as a .50 (FTE), (4K=0.3), student. Any student enrolled after the start of the fourth quarter, but prior to the fourth quarter billing date will be calculated as a .25 (FTE), (4K=0.15). Consortium students leaving the RVA prior to the end of any quarter will only have the prorated amount of FTE time assessed for billing purposes. Any student who meets mid-year early graduation requirements will be counted in full for the remainder of the year. Any student enrolling at the request of the member district past the fourth quarter billing date will be separately invoiced. Resident districts will be billed at the regular May/June governance meeting.

- Districts which elect to share staff to teach direct instruction courses with 10 or more RVA students will be provided a \$5,000 per section per year credit. Proration can be considered down to \$2,500 for 5 students. (See table below.) Shared consortium staff will not be considered for sections having fewer than 5 students. The RVA Administration makes determinations of class and section needs and reserves the right to deny requests for shared course sections. Needs for shared course sections are made on an annual basis by RVA Administration with no guarantee of continued availability from year-to-year. Preference will be given to those districts who have previously shared staff. Poor evaluations or performance of shared staff in their instructional duties as evaluated by RVA Administration can result in the course section not being offered in future years.

RVA Affiliated & Invested Shared Instructional Staff Credit		
Based on Per Teacher Per RVA Students Enrolled		
Teacher	RVA Students	Credit
1	0-4	No Section
1	5-9	\$2,500
1	10-35	\$5,000

- Partner districts and other educational institutions may elect to open an on campus learning center which would support the opportunity or requirement for full-time virtual school students to attend and receive academic help, support, and guidance on a regular basis. To receive a credit, an invested member district or other educational institution must have an established “learning center” accessible by all full-time RVA students from within the invested member district or other educational institution staffed by at least one support staff person. The credit will be based off the full-time equivalency (FTE) of the support staff position and total number (FTE) students enrolled in the RVA from the Invested Member district or other educational institution at the end of the year.

RVA Affiliated & Invested Learning Center Credit								
Based on Staff FTE Per RVA Total Student FTE's Enrolled (Invested) Per RVA Total Different Students Enrolled (Affiliate)								
Support Staff FTE				RVA Students	Prorated Credit			
0.25	0.5	0.75	1	0	\$0	\$0	\$0	\$0
0.25	0.5	0.75	1	1-10	\$1,250	\$2,500	\$3,750	\$5,000
0.25	0.5	0.75	1	11-20	\$1,875	\$3,750	\$5,625	\$7,500
0.25	0.5	0.75	1	21-35	\$2,500	\$5,000	\$7,500	\$10,000
0.25	0.5	0.75	1	36+	\$3,750	\$7,500	\$11,250	\$15,000

- Other costs and credits will be assessed to the consortium districts and other educational institutions for services including but not limited to: professional development per diems, special education services provided by the RVA in lieu of the consortium district, and associated technology purchases.
- ~~Each consortium district will receive annual notification of this agreement, for commitment financially and in participation through the RVA Administrative Advisory Council and any necessary appointments to the RVA Governance Board. This notification will take place during the regular November/December RVA Governing Board meeting and be in effect for the proceeding school year. These commitment agreements are to be determined by the consortium district no later than the regular January/February RVA Governance Board meeting.~~
- New districts wishing to become consortium members may petition their request to the RVA Governance Board by contacting the RVA Administrator. Any district wishing to belong to the RVA consortium under a multi-year commitment must first have approval from RVA Governance Board, requesting district's BOE, with final approvals made by the MAPSD's BOE.

Single Year “Affiliate” Consortium Agreements

A participating school district or other educational institution can join the RVA by utilizing a shared virtual learning services agreement of one year or less. The purpose of this agreement is two-fold: to provide school districts and other educational institutions an opportunity for their students to receive a virtual education without needing to have individual students open enroll, or for districts and other educational institutions to be compelled to sign a multi-year commitment and for the requesting school district access to curriculum for use in the traditional school setting. Individual consortium agreements are to be developed cooperatively between the requesting district or other educational institutions and the RVA Administration. A single year affiliate agreement shall consider and describe the following:

Pursuant to Wisconsin Statutes 66.0301, 120.25 and the Department of Public Instruction (DPI) Chapter PI-14.02, the RVA and School District of (entity name) agree to form a consortium to provide year round virtual learning services to Pre-Kindergarten through Grade 12 students residing in the School District of *****(entity name) for the term of one school year.

Program Description [PI-14.02(b)]:

- Upon approval of this agreement, the RVA will be allowed to enroll pupils from families seeking virtual learning educational options from the School District of *****(entity name) and provide them instructional services in accordance with this contract and RVA’s operating policies and procedures.
- The RVA will provide the District’s designated contact with copies of each student enrollee’s academic achievement reports and assessment data.
- Students acquiring enough credits for graduation will be granted a diploma from the School District of *****(entity name) meeting all necessary graduation requirements of the RVA. The School District of *****(entity name) agrees that any additional local graduation requirements will be communicated to the students by School District of *****(entity name) personnel in a timely manner as to not delay the graduation of a student on track to meet all RVA requirements.
- The School District of *****(entity name) retains determination and all associated special education and/or related services should they be needed for RVA students. The RVA will not over-cost for special education services as they will remain under the direct control of the School District of *****(entity name). If an IEP team is created for student of School District of *****(entity name) attending the RVA, then the RVA requests to have a teacher represented on such team.
- The School District of *****(entity name) agrees to provide to its RVA parents the option of receiving in-district intervention programming and progress monitoring services to student who are referred for a specific learning disability.
- The School District of *****(entity name) agrees to coordinate, schedule, and proctor all required State assessments.
- The School District of *****(entity name) agrees to allow its resident RVA students access to regular school programming including but not limited to: academic classes, elective courses, activities, clubs, co-curriculars, athletics, etc.

- The RVA will provide access to digital learning curriculum and ongoing professional development for digital learning use in classrooms with the **School District of ***** (entity name)**.

Fiscal Agent [PI-14.02(c)1,2,3]:

- The RVA, under the authorization and fiscal oversight of MAPSD, will be the fiscal agent. RVA instructors will operate in accordance of Wisconsin statute and follow the RVA’s operational policies, salary schedule, take part in staff development, and be supervised by RVA administration. The RVA will account for all employment responsibilities (teacher retirement, worker’s compensation, and unemployment insurance).
- As fiscal agent, the RVA will establish and maintain records in accordance with the uniform accounting system prescribed by DPI under §115.28(13); file all required financial reports DPI; and, upon request of DPI, file a copy of the contract and the plan of operation with DPI.

Budget Reconciliation [PI-14.02(f)(h)]:

Virtual School Access Charges (REQUIRED):

- The **School District of ***** (entity name)** will be assessed an annual “Affiliate Virtual School Access Fee” based upon the number of different students enrolled in the RVA over the course of the year. This amount is not prorated by the number of days of enrollment. This amount is fixed and billed at the end of year reconciliation. Fees are based upon the following table:

RVA Invested & Affiliated Virtual School Access Fee	
Based on Per Students Enrolled	
0	\$1,500
1-4	\$3,000
5-9	\$4,500
10-14	\$6,000
15-19	\$7,500
20-24	\$9,000
25-29	\$10,500
30-34	\$12,000
35-39	\$13,500
40+	\$15,000

- **The School District of ***** (Entity name)** will be assessed at an agreed per pupil amount (tuition). The tuition amount will be prorated to the number of days of enrollment by each participating student. Tuition is determined to be the annual public school open enrollment dollar amount determined by DPI on an annual basis **less \$1,500 per pupil, (or as negotiated.)** Different open enrollment dollar amounts exist for both regular and special education students.
- **The School District of ***** (Entity name)** may elect to share staff to teach direct instruction courses with 10 or more RVA students and will be provided a \$5,000 per

section per year credit. Proration will be considered down to \$2,500 for five students. (See table below.) Shared consortium staff will not be considered for sections having fewer than five students. The RVA Administration makes determinations of class and section needs and reserves the right to deny requests for shared course sections. Needs for shared course sections are made on an annual basis by RVA Administration with no guarantee of continued availability from year-to-year. Preference will be given to those districts who have previously shared staff. Poor evaluations or performance of shared staff in their instructional duties as evaluated by RVA Administration can result in the course section not being offered in future years.

RVA Affiliated & Invested Shared Instructional Staff Credit		
Based on Per Teacher Per RVA Students Enrolled		
Teacher	RVA Students	Credit
1	0-4	No Section
1	5-9	\$2,500
1	10-35	\$5,000

- ~~The School District of *****~~ (Entity name) may elect to open an on campus learning center which would support the opportunity or requirement for full-time virtual school students to attend and receive academic help, support, and guidance on a regular basis. In order to qualify for the credit, an affiliate member district must have an established “learning center” accessible by all full-time RVA students from within the affiliate member district staffed by at least one support staff person. The credit will be based off the total number of different students enrolled in the RVA from the affiliate member district at the end of the year. Full and prorated credits will be based upon the following table:

RVA Affiliated & Invested Learning Center Credit								
Based on Staff FTE Per RVA Total Student FTE's Enrolled (Invested) Per RVA Total Different Students Enrolled (Affiliate)								
Support Staff FTE				RVA Students	Prorated Credit			
0.25	0.5	0.75	1	0	\$0	\$0	\$0	\$0
0.25	0.5	0.75	1	1-10	\$1,250	\$2,500	\$3,750	\$5,000
0.25	0.5	0.75	1	11-20	\$1,875	\$3,750	\$5,625	\$7,500
0.25	0.5	0.75	1	21-35	\$2,500	\$5,000	\$7,500	\$10,000
0.25	0.5	0.75	1	36+	\$3,750	\$7,500	\$11,250	\$15,000

District Connect Access Charges (OPTIONAL):

- ~~The School District of *****~~ (Entity name) may opt out of utilizing the RVA Digital Learning District Connect Access Charges by electing not to accept the following terms in the contract. If the ~~School District of *****~~ (entity name) elects to have access, they will be assessed an annual “Affiliate District Connect Access Fee” based upon the total number of student course enrollments in District Connect over

the course of the year. This amount is fixed and billed at the end of year reconciliation. Fees are based upon the following table:

RVA Invested & Affiliated District Connect Fee	
Based on Total # of Student Course Enrollments	
0	\$750
10 - 99	\$1,500
100 - 249	\$2,000
250 - 499	\$2,500
500 - 999	\$3,500
1,000+	\$5,000
X	\$0

- ~~The School District of ***** (Entity name)~~ will be provided access to all the courses available through the Wisconsin eSchool Network (Wisconsin Digital Learning Collaborative). Professional development and ongoing technical support and training will be provided to the ~~School District of ***** (entity name)~~ staff by the RVA.
- ~~The School District of ***** (Entity name)~~ will be charged all associated costs for content of digital courses in the same amount the RVA is charged for acquiring those courses from the Wisconsin eSchool Network. This amount is fixed at the rate per courses which are "licensed," "owned," or "Digital" by the Wisconsin eSchool Network and billed at the end of year reconciliation.
- ~~The School District of ***** (Entity name)~~ will be charged a per course/ student/ semester "instructional fee" for any classes taken by ~~School District of ***** (entity name)~~ students in RVA teacher directed courses. This cost is variable depending upon type of instructional support needed. This amount is fixed and billed at the end of year reconciliation.
- The RVA will prepare a preliminary budget for the virtual learning services with actual and final reconciliation prior to June 30, 20xx. In this way, the proration of costs will be made on a basis which is fair and equitable to each participant.

Renewal:

Including language to determine when the agreement will be revisited for possible renewal on at least an annual basis.

Program Contacts: Charles Heckel, RVA Administrator, MAPSD, will be the responsible contact person for this instructional position. The designated contact for the ~~School District of ***** (entity name)~~ will be _____.

RVA Administration may enter into negotiations and development of single year contracts with requesting districts in the representative best interest of the RVA, the RVA Governance Board and MAPSD BOE. Upon drafting a satisfactory agreement, any district still wishing to belong to the RVA consortium, under a single year

commitment, must have final approval from both requesting district's BOE and MAPSD's BOE.

Single Year "District Connect Exclusive" Agreements

Pursuant to Wisconsin Statutes 66.0301, 120.25 and DPI Chapter PI-14.02, the Rural Virtual Academy (RVA) and (entity name) agree to form a consortium to provide digital learning services to Pre-Kindergarten through Grade 12 students residing in the (entity name) for the term of one school year. The RVA and (entity name) are jointly considered the Parties within this Agreement.

Program Description [PI-14.02(b)]:

Upon approval of this agreement, RVA District Connect will provide access and enroll students in requested digital learning courses at the direction of the (entity name). Students receiving services will remain enrolled in (entity name). Student supports beyond curriculum or associated instruction will be provided by (entity name). RVA District Connect will also provide support, training and professional development opportunities for staff at (entity name).

The (entity name) retains all associated special education and/or related services should they be needed for students to complete and partake in digital learning options provided by RVA District Connect.

(Entity name) students are wholly the educational responsibility of (entity name) including but not limited to the enforcement of coursework completion, attendance, technology access, technology support, and behavior management. The RVA supports (entity name) in the educational best interest of all students and families. In those efforts, RVA will report failures of pupils overseen by RVA teachers to participate within the RVA District Connect's program expectations to (entity name)'s designated contact.

Fiscal Agent [PI-14.02(c)1,2,3 (e)]:

The RVA, under the authorization and fiscal oversight of the MAPSD, will be the fiscal agent. RVA instructors will operate in accordance with Wisconsin statute and follow the RVA's operational policies, salary schedule, take part in staff development, and be supervised by RVA administration. The RVA will account for all employment responsibilities included but not limited to teacher retirement, worker's compensation, and unemployment insurance.

(Entity name) students are not dually-enrolled in the RVA or Medford MAPSD and are not factored into pupil membership in either RVA or MAPSD.

As fiscal agent, the RVA will establish and maintain records in accordance with the uniform accounting system prescribed by the DPI under §115.28(13); file all required financial reports with the DPI; and, upon request of the Department, file a copy of the contract and the plan of operation with the Department.

Budget Reconciliation [PI-14.02(d)(f)(h)]:

District Connect Access Fees

The (entity name) will be assessed an annual "RVA District Connect Exclusive Access Fee" based upon the number of unique student course enrollments provided by the RVA District Connect over the course of the year. This fee is fixed and billed at the end of year reconciliation. Fees are based upon the following table:

RVA District Connect Exclusive Access Fee	
Based on Total Student Course Enrollments	
0	\$1,000
1-24	\$1,500
25-74	\$3,000
75-149	\$4,500
150-399	\$6,000
400-999	\$7,500
1,000	\$9,000

Course/Digital Content Costs

(Entity name) will be provided access to all the courses available through the Wisconsin eSchool Network (Wisconsin Digital Learning Collaborative) and other curricular contracts held by the RVA. (Entity name) will be charged all associated costs for content of digital courses and associated instruction as applicable. This amount is billed in aggregate of all course enrollments at the end of year reconciliation.

The RVA reserves the right to restrict the availability of services depending upon employee caseload maximums and the ability to acquire and retain employees.

Support & Professional Development

Professional development and ongoing technical support and training will be provided to (entity name) staff by the RVA's District Connect team at no additional cost unless otherwise communicated.

Miscellaneous:

This Agreement and any dispute arising from or related to this Agreement shall be governed by the laws of the State of Wisconsin.

This Agreement may be executed in one or more counterparts, each of which shall be deemed an original, but all of which together shall constitute one and the same Agreement.

This Agreement shall be for one school year. This Agreement shall not automatically be renewed for the next school year. However, either Party may request to renew the Agreement beyond the current school year. Renewal requests will not be effective unless confirmed in writing by both Parties.

If either Party shall breach any term, covenant, or condition of this Agreement, this Agreement may be terminated by the non-breaching Party or a reasonable time may be given to permit compliance at the option of the non-breaching Party. The Agreement may be immediately terminated for conduct by an employee of a Party involving the health and safety of participants or health and safety concerns.

The RVA's failure to demand strict performance of any of the terms, covenants, or conditions set forth herein shall not be construed as a continuing waiver or relinquishment thereof. The RVA may, at any time, demand strict and complete performance by the ***** of such terms, covenants, or conditions.

The ***** shall maintain compliance with all applicable federal and state laws, rules and regulations. Failure to do so will be recognized as grounds for declaring a breach of contract hereunder.

This Agreement constitutes the entire Agreement between the Parties and shall supersede all previous communications and commitments, whether written or verbal, between the Parties regarding the subject matter of this Agreement. No Agreement or understanding changing, modifying, or extending this Agreement, shall be binding on either Party unless in writing and signed by both Parties' authorized representatives.

Program Contacts: Alli Ranum, RVA Director of District Connect, MAPSD, will be the responsible contact person. The designated contact for (entity name) will be _____.

Agreement Renewal:

This Agreement will be reviewed and may be renewed annually.

**MEDFORD AREA PUBLIC SCHOOL DISTRICT
RURAL VIRTUAL ACADEMY**

DATE ADOPTED: January 26, 2017

FILE SECTOR: RURAL VIRTUAL ACADEMY

DATE REVISED:

POLICY TITLE: EARLY GRADUATION
REQUIREMENTS

Students who intend to graduate in less than four (4) years of high school must meet the requirements listed below:

- Students must complete a minimum of three (3) years of high school.
- Students must meet all graduation requirements as outlined in policy RVA-~~IKF~~.
- Students are permitted to graduate at the end of any term.
- Students must notify RVA Administration ~~they intend to~~ of intention and purpose to graduate early at least one semester in advance by completing and submitting RVA-~~IKFA-E~~.
- Parent/guardian has submitted a letter of request in support of their child graduating early.
- A meeting between student, parent/guardian, administration, (consortium rep, if applicable) and school counselor has been conducted to discuss early graduation.
- ~~Students will be allowed to participate in the next commencement exercise after graduation as outlined in RVA-~~IKFB~~.~~
- ~~Students graduating early may have limited eligibility for scholarships as outlined in policies RVA-~~JI~~, RVA-~~JIA~~, and RVA-~~JIB~~.~~

CROSS REFERENCE: RVA-~~IKF~~, RVA-~~IKFA~~, RVA-~~IKFB~~, RVA-~~JI~~, RVA-~~JIA~~, RVA-~~JIB~~

LEGAL REFERENCE: 118.33, 121.02(l)(p) Wis. Stats. & PI 18.03

MEDFORD AREA PUBLIC SCHOOL DISTRICT
RURAL VIRTUAL ACADEMY

DATE ADOPTED:
DATE REVISED:

FILE SECTOR: RURAL VIRTUAL ACADEMY
POLICY TITLE: EARLY GRADUATION
REQUIREMENTS

Early Graduation Checklist

Student Name _____

- Student has requested early graduation at least one semester in advance.
Date Received _____
- Student is scheduled to meet all graduation policy requirements of the RVA and/or their consortium district.
Date _____
- Parent/guardian has submitted a letter of request in support of their child graduating early.
Date Received _____
- Student has stated an intent and purpose for early graduation.
Date Received _____
- A meeting between student, parent/guardian, administration, and guidance counselor has been conducted to discuss early graduation.
Date of Meeting _____
- Student and parent/guardian have been informed of commencement ceremony details as outlined in RVA-IKFB.
Date _____
- Student and parent/guardian have been informed of limited eligibility for scholarships as outlined in policies RVA-JI, RVA-JIA, and RVA-JIB.
Date _____
- Student and parent/guardian have been informed the student will receive their diploma after the end of the second semester with the other graduates and will receive a final transcript, signifying graduation, at the time of their graduation.
Date _____

Student and parent/guardian have been informed that upon graduation they will no longer be able to participate in school-sponsored classes, sports, clubs, field trips, events, or receive internet reimbursements.

Date _____

Student and parent/guardian have been informed that early graduates are able to keep their school issued devices and accounts until commencement.

Date _____

-----**For School Use Only**-----

Approved

Denied

School Administrator

Policy Committee Meeting Notes October 6, 2021

2nd Reading

BB - School Board Legal Status

Combined wording from policy BBBA, minor change, number of days for residency

BBA - School Board Powers and Duties

Change title, combine wording from BBAA, minor changes

BBAA - Board Member Authority

Recommend to delete – combined with BBA

BBB - School Board Elections

Minor change

BBBA - Board Member Qualifications

Recommend to delete – combined with BB

BBC - Board Member Resignation

Minor change

BBE - Unexpired Term Fulfillment

Leave as is, minor change

BBF - Board Member Responsibilities

Minor change

BBFA - Board Member Conflicts of Interest

OK

Motion to accept policies in 2nd reading with changes (Wibben/Nuernberger) motion carried

1st Reading

BCB - Board Officers

Minor changes, formatting, spacing

BCD - Board-Administrator Relationships

Minor changes

BCF - Advisory Committees to the Board of Education

Minor changes

BCG - School Attorney

Minor changes

BCH - Consultants to the Board
Title change, minor changes

BD - School Board Meetings
Title change

BDA - Remote Participation in School Board Meetings
Title change, minor changes

BDC - Closed Session
Minor changes

Consideration

RVA-DB – Operational Budget and Agreements
Recommended changes from RVA, approved by RVA Governance Board
Minor changes from policy committee

RVA-IKFA – Early Graduation Requirements
Recommended changes from RVA, approved by RVA Governance Board

Motion to accept policies in consideration with changes (Dixon/Wibben) motion carried

The next policy meeting will be held on **Wednesday, November 3, 2021 at 11:00 a.m.**

Tax Levy/Mill Rate

Adoption of the Tax Levy in accordance with Wisconsin Statute 120.12 (3) it is resolved that the Board of Education of the School District of Medford adopt a tax levy for the 21-22 year in the amount of \$5,906,792 which calls for an estimated all fund tax levy mill rate of 6.07 mills (\$6.07 per \$1000 of equalized property value). [Understanding that "On or before, November 1 the school board shall determine the amount necessary to be raised to operate and maintain the schools of the school district if the annual meeting has not voted a tax sufficient for such purposes for the school year." Wisconsin Statute 120.12(3) (a)]. A motion is needed to adopt a tax levy for the 2021-22 school year in the amount of \$5,906,792 which calls for an estimated tax levy mill rate of 6.07 mills.