

**MEDFORD AREA PUBLIC SCHOOL DISTRICT**  
**Regular Board of Education Meeting**  
**Medford Area Public School District Office**  
**May 23, 2022**  
**6:00 p.m.**

**Updated 5/19/22**

**Pledge of Allegiance**  
**Open Meeting Law Compliance**  
**Period of Public Comment**  
**Correspondence**

1. Legislative Update
2. Good News
3. Student Council Report

**Mission:** *To ensure that all students learn.*  
**Vision:** *We expect all students to learn at high levels. We will work collaboratively with colleagues, students and parents to challenge and support all individuals to*

**Please Note:**  
The order of the agenda may change at the meeting.

**Consent Agenda**

Consideration of:

1. Approval of Agenda
2. Approval of Meeting Minutes – Regular and Reorganizational Board of Education Meeting Minutes from Monday, April 25, 2022
3. Approval of Treasurer's Report
4. Approval of Personnel Report
5. Approval of RVA Shared Services Agreement with Wisconsin Heights School District, Granton Area School District
6. Approval of Foreign Exchange Student
7. Approval of 2022-23 Administration Contracts

**Regular Business**

1. Recognition of the Taylor County Educator of the Month
2. RVA Assignment
3. Booster Football & Soccer Update
4. Update on Strategic Goal #5 Operations / Technology
3. Finance Committee Update
4. 2022-23 Budget Study
  - a. Setting the Date for 2022 Annual Meeting
  - b. Other Funds Budget for 2022-23
  - d. Staffing
  - e. Class Sizes / Section Numbers
5. Open Enrollment Report
6. Board Policy Adoption and/or Deletion:
  - a. For Second Reading Adoption: RVA-JB Equal Educational Opportunity
  - b. For First Reading Adoption: RVA-JE Virtual School Attendance/Participation, RVA-JEB Entrance Age, RVA-JECBB Transfer/Home-Based Students, RVA-JHG Child Abuse/Neglect Reporting

**Contemplate Adjourning to Closed Session**

1. Under Wisconsin Statutes to discuss and take action, if appropriate regarding Administrator Employment, Resignation, and Contract Non-Renewal [pursuant to Wis. Stat. §19.85(1)(c) Considering employment, promotion, compensation, or performance evaluation data of any public employee over which the governmental body has jurisdiction or exercises responsibility and Wis. Stat. §118.24].

**Reconvene in Open Session**

Take action if appropriate concerning matters discussed in closed session.

**Adjourn**

*Copies of this revised agenda were sent to the Star News, WKEB/WIGM Radio, Medford Area Public Schools and posted at the District Office on Monday, May 16, 2022*

**Medford Area Public School District  
Regular Board of Education Meeting  
Medford Area Public School District Office  
April 25, 2022**

The regular meeting of the Medford Area Public School District Board of Education was called to order by President Dave Fleegel, on Monday, April 25, 2022 at 6:00 p.m. in the District Office Board Room.

**Roll Call**

Roll call indicated that Board Members Dave Fleegel, Kurt Werner, Steve Deml, Brian Hallgren, John Zuleger, Don Everhard, Corey Dassow, Aemus Balsis, and Jodi Nuernberger were present, District Administrator Pat Sullivan was present.

**Pledge of Allegiance**

**Open Meeting Compliance**

Dave Fleegel stated, "This meeting has been posted in accordance with the state open meeting law."

**Organizational Business:**

Dave Fleegel provided the report of the Spring Election Results.

Election of President: Brian Hallgren and Don Everhard nominated Dave Fleegel for President. Move to close nominations and cast a unanimous ballot. Motion Carried

Election of Vice President: Steve Deml nominated John Zuleger for Vice President. Kurt Werner nominated Don Everhard for Vice President. Moved to close nomination and cast ballot. Votes cast with results as follows: Everhard 4 votes, Zuleger 5 votes. John Zuleger Vice President. Motion carried

Election of Clerk: Dave Fleegel nominated Jodi Nuernberger for Clerk. Moved to close nominations and cast a unanimous ballot. Motion carried.

Election of Treasurer: Don Everhard nominated Brian Hallgren for Treasurer. Moved to close nominations and cast a unanimous ballot. Motion carried.

Designation of Official Depositories: Motion to approve designation of official depositories as presented. (Fleegel/Deml) Motion carried

Designation of official Newspaper: Motion to designate Star News as the official newspaper. (Fleegel/Zuleger) Motion carried.

Appointment of WASB Delegate and Alternate Delegate: Motion to appoint Jodi Nuernberger as the WASB Delegate (Hallgren) Motion carried. Motion to appoint Steve Deml as the WASB Alternate Delegate (Hallgren) Motion carried

Appointment of CESA Representative: John Zuleger nominated to appoint Dave Fleegel as the CESA Representative. Passed. John Zullerger nominated to appoint Don Everhard as the CESA Alternate Representative. Passed.

Discussion of Committee Appointment Process: Dave Fleegel will distribute committee

assignments and share when complete.

Swearing in of new board members: New board members were sworn in.

**Period of Public Comment:** Fred Ebert, Medford, congratulated board members, listed items he is not in favor for, wanting money prioritized, and safety should be #1 priority.

### **Correspondence**

1. Recognitions: Paul Dixon and Cheryl Wibben were recognized for their years of service on the Medford Area School Board.
2. Good News: None
3. Legislative Update: Pat Sullivan provided a legislative update.

### **Consent Agenda**

Motion (Hallgren/Zuleger) to approve the consent agenda: Approval of Agenda; Secretary's Report; Approval of Regular Board of Education Meeting Minutes of March 28, 2022; Approval of Treasurer's Report; Personnel Report, RVA Shared services contract renewals for 2022-23, Food Service Contract 22-23 Motion Passed.

### **Regular Business**

1. **Board committee discussion:** Dave Fleegel will distribute committee assignments and share when complete.
2. **Teacher & Support Staff Requests:** Motion from finance to increase sick and personal leave pay out from \$60-\$75 Motion Passed. Motion from finance to raise the wage of 9 month employees who pay 20% of their insurance premium by \$1.00 whether they take the insurance or not Motion Passed.
3. **Sub Pay:** Discussion on sub pay. At March's meeting it was passed that sub pay would be \$130 per day teacher sub, 148.00 per day retired teacher sub, and \$20.00 per hour prep time pay. No motions made to change this.
4. **Post Referendum Results:** Post referendum discussion
5. **Football and Soccer Program Requests:** Motion (Hallgren/Zuleger) to fund \$17,100 for 1 year for the 7th grade football, and 6, 7, & 8th grade girls and boys soccer programs. Motion Passed.
6. **Driver's Ed for 2022-25 School Year:** Audra Brooks presented the Drivers Ed Contract with Crabman Driving. Motion (Deml/Balsis) to approve the contract as presented. Motion passed.
7. **Update on Finance Meeting:** Brian Hallgren and Audra Brooks provided an update from the finance meeting.
8. **Presentation of Curriculum Connection:** Laura Lundy presented a curriculum connection video.
9. **City of Medford Presentation:** Joe Harris from the city of Medford presented an offer from the city of 2 lots to build homes on. Motion (Fleegel/Deml) to accept the city's offer. Motion passed.

**10. Fast Forward Grant:** Andy Guden and Joe Gasser presented information on equipment that the school district could potentially receive and how we will fit it in the current spaces we have, if we are selected for the fast forward grant.

**11. Consideration of 2022-23 Budget Study:** Audra Brooks presented the budget study and instructional budgets.

**a. 2022-23 Budget Study**

**b. Presentation of Instructional Budgets**

**12. Consideration of Board Policy Adoption and Deletion**

**a. For Second Reading Adoption:** RVA-IGHA Physical Education, RVA-IGHB Physical Education Equivalent Courses, RVA-IHGA High School Credit for Courses Taken by Pre-High School Students, RVA-IIBB Instructional Resources & Materials, RVA-IKE Promotion Criteria PreK-12, RVA-IKFB Commencement Exercises, RVA-IL Testing Program.

**b. For First Reading:** RVA-JB Equal Educational Opportunity

Motion (from Policy) to approve second reading as presented. Motion carried.

Motion (from Policy) so approve consideration and discussion. Motion passes

### **Adjourn**

Motion to adjourn (Zuleger/Balsis) Motion passes

The meeting adjourned at 8:10 p.m.

Nicole Gebert

Recording secretary \_\_\_\_\_

Jodi Nuernberger

Clerk \_\_\_\_\_

**MEDFORD AREA PUBLIC SCHOOL DISTRICT**  
**Regular Board of Education Meeting**  
**May 23, 2022**

**PERSONNEL REPORT**

**Resignations/Retirement/Termination:**

Sam Sawdey/ MAMS Wrestling Coach & MASH JV2 Football Coach\*  
Sam Daniels/ MAMS Custodian – Days effective 5/13/22  
JoAnn Hudak/ MAES/SES Library Media Specialist effective end of 2021-22 school year  
Kacie Heinen/ MASH Special Education Assistant effective 5/20/22  
Bruce Peterson/ MASH Grade 5&6 Girls Basketball Coach\*  
Juanita Friedenfels/ MAES/SES ELL Assistant effective 5/27/22

**Recommendations:**

Makayla Hartl/ MAMS/MASH FACS Teacher  
Salary: \$40,700 + benefits, 181.5 contract days effective 8/17/22

Joshua Ognenoff/ MASH Choir Teacher  
\$45,400 + benefits, 181.5 contract days effective 8/17/22  
MASH Choir Director-\$750, Show Choir Director-\$800, Drama Vocal Director-\$750

Chad Fronk/ MASH Girls Head Varsity Basketball Coach  
Salary: \$3,600

Rebecca Kalmon/ MASH Custodian – Evenings  
Wage: \$15.89 + \$1.50 + benefits, 2080 hours effective 6/1/22

Holly Butler/ MASH Custodian – Evenings  
Wage: \$15.89 + \$1.50 + benefits, 2080 hours effective 6/1/22

Tammie Zielinski/ MASH Custodian – Evenings  
Wage: \$15.89 + \$1.50 + benefits, 2080 hours effective 6/1/22

Margaret Butkus/ MAES Grade 3 Teacher  
Salary: \$40,700 + benefits, 181.5 contract days effective 8/17/22

Miranda Grabowski/ MAES Grade 2 Teacher  
Salary: \$42,900 + benefits, 181.5 contract days effective 8/17/22

Riley Vanden Plas/ MAES Grade Teacher  
Salary: \$44,300 + benefits, 181.5 contract days effective 8/17/22

Samantha Smits/ MASH Social Studies Teacher  
Salary: \$42,900 + benefits, 181.5 contract days effective 8/17/22

Richard Brunson/ MAMS/MASH Choir Teacher  
Salary: \$57,300 + benefits, 181.5 contract days effective 8/17/22

Jodi Butler/ MAMS Assistant Principal  
Salary: \$75,000 + benefits, 200-day administrative contract effective 7/1/22

Bethany Betro/ SES Grade 1 Teacher  
Salary: \$40,700 + benefits, 181.5 contract days effective 8/17/22

**Transfers for 2022-23:**

Gaby Soto/ MASH ELL Teacher to MASH Special Education Teacher, contingent on license

Mya Larocque/ 9-month MAES Lunchroom/Office Assistant to  
12-month MAES Principal's Secretary, wage: \$14.54/hour, 2,026 hours, effective 6/1/22

Shelly Crank-Woller/ MAES Behavioral Interventionist to Elementary Assistant Principal  
Salary: \$83,000, 200 contract days effective 7/1/22

Lisa Vanusek-Hart/ SES Grade 3 Teacher to MAES/SES Library Media Specialist

Nicole Pospypalla/ MAMS Grade 2 to SES Grade 2 Teacher

**Practicum Students / Student Teachers:**

Michelle Deml/ Social Work Field Placement/ MAES/MAMS/Sept 21-May 22, 2 days per week

Noah Sackmann/ Student Teacher/ MASH / Brad Borchardt/ 2<sup>nd</sup> semester

Brenda Mahner/ 20 hours observation/ MAES & SES Alison Hudak

Sarah Heil/ COTA Field Experience/ MAES/ Caroline Radlinger/ 2/28/22 – 4/29/22

\* This release is contingent upon a suitable replacement being found, and/or upon acceptance of another coaching position.

**All recommendations for new hires are contingent upon receipt of satisfactory results of criminal background check, pre-employment drug test, TB tests questionnaire and pre-employment physical.**



Becky Goodrich <goodrbe@medford.k12.wi.us>

---

## Fwd: Resignation

1 message

---

Ryan Pilgrim <pilgrry@medford.k12.wi.us>  
To: "GOODRICH, BECKY" <GOODRBE@medford.k12.wi.us>

Tue, Apr 26, 2022 at 8:36 AM

FYI

I will get you a list of all the coaching positions that need to be posted in the next day or so.

Thanks

----- Forwarded message -----

From: **Samuel Sawdey** <sawdesa@medford.k12.wi.us>  
Date: Tue, Apr 26, 2022 at 8:20 AM  
Subject: Resignation  
To: Ryan Pilgrim <pilgrry@medford.k12.wi.us>

Hi Ryan,

This is my official resignation for coaching wrestling and JV 2 football.

**Samuel Sawdey**  
Physical Education & Adapted Physical Education Teacher  
Medford Area Elementary School

I, Sam Daniels as of Monday May 2nd  
give my two week notice. My final  
day of work will be Friday May 13th.

Samuel Daniels



May 4, 2022

To: Dan Miller, Pat Sullivan, Becky Goodrich

From: JoAnn Hudak

I will be retiring at the end of this school year. My last day of employment will be May 27, 2022. It has been a pleasure working with the staff and students here in Medford and I thank you for the opportunity to be a part of this district.

Accepted =

5/4/2022

Pat Sullivan

~



Becky Goodrich <goodrbe@medford.k12.wi.us>

---

## Notice

1 message

---

**Kacie Heinen** <heineka@medford.k12.wi.us>

Wed, May 4, 2022 at 11:32 AM

To: Patrick Sullivan <sullipa@medford.k12.wi.us>, Becky Goodrich <goodrbe@medford.k12.wi.us>, Joseph Greget <gregejo@medford.k12.wi.us>, Jill Lybert <lyberji@medford.k12.wi.us>

Hello,

I am writing to inform you that my last day will be May 20th. I want to thank you all for welcoming me into the district and truly making me feel welcome.

Thank you

Kacie Heinen



Becky Goodrich <goodrbe@medford.k12.wi.us>

---

**Fwd: 5/6 GBB**

1 message

---

**Ryan Pilgrim** <pilgrry@medford.k12.wi.us>  
To: "GOODRICH, BECKY" <GOODRBE@medford.k12.wi.us>

Fri, May 6, 2022 at 9:33 AM

----- Forwarded message -----

From: **Bruce Peterson** <peterbr@medford.k12.wi.us>  
Date: Fri, May 6, 2022 at 9:20 AM  
Subject: Re: 5/6 GBB  
To: Ryan Pilgrim <pilgrry@medford.k12.wi.us>

I resign from 5/6 grade girls basketball.

On Fri, May 6, 2022 at 9:19 AM Ryan Pilgrim <pilgrry@medford.k12.wi.us> wrote:

Can you reply to this email stating your resignation from 5/6 girls basketball? We need documentation for the board packet.

Thanks



**Ryan Pilgrim**  
Activities Director, Medford Area School District

715-748-5951 | pilgrry@medford.k12.wi.us

1015 W Broadway Medford, WI 54451

Create your own email signature



Becky Goodrich <goodrbe@medford.k12.wi.us>

---

**Fwd: Substitute teaching.....**

1 message

---

**Dan Miller** <milleda@medford.k12.wi.us>

Fri, May 13, 2022 at 8:41 AM

To: Becky Goodrich <GOODRBE@medford.k12.wi.us>, Patrick Sullivan <sullipa@medford.k12.wi.us>, Audra Brooks <brookau@medford.k12.wi.us>, Shelly Crank-Woller <crankri@medford.k12.wi.us>, Joseph Greget <gregejo@medford.k12.wi.us>

FYI,

----- Forwarded message -----

From: **Juanita Friedenfels** <friedju@medford.k12.wi.us>

Date: Fri, May 13, 2022 at 7:53 AM

Subject: Substitute teaching.....

To: Dan Miller <milleda@medford.k12.wi.us>

Good morning!

I am writing to you to let you know that I will be making myself available to substitute teach next year beginning in September of 2022.

Therefore, I am submitting my resignation, thus providing a two-week notice.

It was nice working with you the past two years. I learned alot from you. Thanks for all the help you gave me and for being a sounding board and a shoulder to cry on, so to speak.

Thank you very much! Wishing you the best for you and your family!

--  
**Juanita Friedenfels**

**ELL Teaching Assistant for SES & MAES**

MAES Tel: (715) 748-2316

SES Tel: (715) 678-2600

**RURAL VIRTUAL ACADEMY**  
**Regular Board of Education Meeting**  
**May 23, 2022**

**PERSONNEL REPORT**

**Resignations/Retirement/Termination:**

**Recommendations for 2022-23 school year:**

Kelly Seidel/ RVA Art Teacher

Salary: \$66,825 + \$1,200 extended year stipend + benefits, 220 contract days

Brianna Sterken/ RVA Special Education Teacher

Salary: \$44,300 + \$1,200 extended year stipend + benefits, 220 contract days

Matthew Hawley/ RVA Elementary School Teacher

Salary: \$50,100 + \$1,200 extended year stipend + benefits, 220 contract days

Noah Sackmann/ RVA Math Teacher

Salary: \$40,700 + \$1,200 extended year stipend + benefits, 220 contract days

Abigail Jolma/ RVA Middle School Teacher

Salary: \$52,600 + \$1,200 extended year stipend + benefits, 220 contract days

Matthew Armatoski/ RVA Physical Education & Health Teacher

Salary: \$55,100 + \$1,200 extended year stipend + benefits, 220 contract days

Marcia Kaster/ RVA Elementary School Teacher

Salary: \$65,640 + \$1,200 extended year stipend + benefits, 220 contract days

Amanda Jones/ RVA High School Science Teacher

Salary: \$47,900 + \$1,200 extended year stipend + benefits, 220 contract days

Joshua Gehl/ RVA High School Science Teacher

Salary: \$69,195 + \$1,200 extended year stipend + benefits, 220 contract days

**Transfers for 2022-23 school year:**

**Practicum Students / Student Teachers:**

\* This release is contingent upon a suitable replacement being found, and/or upon acceptance of another coaching position.

**All recommendations for new hires are contingent upon receipt of satisfactory results of criminal background check, pre-employment drug test, TB tests questionnaire and pre-employment physical.**



---

© **RURAL VIRTUAL ACADEMY**

624 College St. Room 104 • Medford, WI 54451-1771  
Telephone: 1-888-801-2666 • Fax: (715) 748-1211

**66.0301 Affiliated Member Agreement: Shared Virtual Learning Services Between  
Rural Virtual Academy (RVA) and Wisconsin Heights School District  
2022 - 2023**

Pursuant to Wisconsin Statutes 66.0301, 120.25 and Department of Public Instruction Chapter PI-14.02, the Rural Virtual Academy (RVA) and Wisconsin Heights School District agree to form a consortium to provide year round virtual learning services to Pre-Kindergarten through Grade 12 students residing in the Wisconsin Heights School District for the term of one school year.

**Program Description [PI-14.02(b)]:**

Upon approval of this agreement, the Rural Virtual Academy will be allowed to enroll pupils from families seeking virtual learning educational options from the Wisconsin Heights School District and provide them instructional services in accordance with this contract and RVA's operating policies and procedures.

The RVA will provide the District's designated contact with copies of each student enrollee's academic achievement reports and assessment data.

Students acquiring enough credits for graduation will be granted a diploma from the Wisconsin Heights School District meeting all necessary graduation requirements of the Wisconsin Heights School District. The Wisconsin Heights School District agrees that any additional local graduation requirements not provided by the RVA educational programming will be communicated to the students by Wisconsin Heights School District personnel in a timely manner as to not delay the graduation of a student on track to meet all graduation requirements.

The Wisconsin Heights School District retains determination and all associated special education and/or related services should they be needed for RVA students. The RVA will not over-cost for special education services as they will remain under the direct control of the Wisconsin Heights School District. If an IEP team is created for student of Wisconsin Heights School District attending the RVA, then the RVA requests to have a teacher represented on such team.

The Wisconsin Heights School District agrees to provide to its RVA parents the option of receiving in-district intervention programming and progress monitoring services to

children who are referred for a specific learning disability.

The Wisconsin Heights School District agrees to coordinate, schedule, and proctor all required State assessments.

The Wisconsin Heights School District agrees to allow its resident RVA students access to regular school programming including but not limited to: academic classes, elective courses, activities, clubs, extra- curriculars, co-curriculars, athletics, etc.

The RVA will provide access to digital learning curriculum and ongoing professional development for digital learning use in classrooms with the Wisconsin Heights School District.

**Fiscal Agent [PI-14.02(c)1,2,3 (e)]:**

The RVA, under the authorization and fiscal oversight of the Medford Area Public School District (MAPSD), will be the fiscal agent. RVA instructors will operate in accordance of Wisconsin statute and follow the RVA's operational policies, salary schedule, take part in staff development, and be supervised by RVA administration. The RVA will account for all employment responsibilities (teacher retirement, worker's compensation, and unemployment insurance).

As fiscal agent, the RVA will establish and maintain records in accordance with the uniform accounting system prescribed by the Department of Public Instruction under §115.28(13); file all required financial reports with the Department of Public Instruction; and, upon request of the Department, file a copy of the contract and the plan of operation with the Department.

**Budget Reconciliation [PI-14.02(d)(f)(h)]:**

**Virtual School Access Fee**

The Wisconsin Heights School District will be assessed an annual “Virtual School Access Fee” based upon the number of different students enrolled in the RVA over the course of the year. This amount of this fee is not prorated by the number of days of enrollment. This amount is fixed and billed at the end of year reconciliation. Fees are based upon the following table:

<b>RVA Affiliated Virtual School Access Fee</b>	
<b>Based on Per Students Enrolled</b>	
0	\$1,500
1-4	\$3,000
5-9	\$4,500
10-14	\$6,000
15-19	\$7,500
20-24	\$9,000
25-29	\$10,500
30-34	\$12,000
35-39	\$13,500
40+	\$15,000

The Wisconsin Heights School District will be assessed at an agreed per pupil amount (tuition). For state aid purposes, pupil membership will be counted by the Wisconsin Heights School District. The tuition amount will be prorated to the number of days of enrollment by each participating student. Tuition is determined to be the annual public school open enrollment dollar amount determined by the Department of Public Instruction on an annual basis **less \$2,250** per student. Different open enrollment dollar amounts exist for both regular and special education students. This amount is variable and billed at the end of year reconciliation.



The Wisconsin Heights School District will be assessed a full **credit of \$5,000 per teacher** per section for shared instructional staff instructing RVA daily live instruction classes. (See table below.) Shared consortium staff will not be considered for sections having fewer than five students. The RVA Administration makes determinations of class and section needs and reserves the right to deny requests for shared course sections. Needs for shared course sections are made on an annual basis by RVA Administration with no guarantee of continued availability from year-to-year. Preference will be given to those districts who have previously shared staff. Poor evaluations or performance of shared staff in their instructional duties as evaluated by RVA Administration can result in the course section not being offered in future years.

Full and prorated credits will be based upon the following table:

<b>RVA Affiliated Shared Instructional Staff Credit</b>		
<b>Based on Per Teacher Per RVA Students Enrolled</b>		
<b>Teacher</b>	<b>RVA Students</b>	<b>Credit</b>
1	0-4	No Section
1	5-35	\$5,000

The Wisconsin Heights School District of may be eligible for a "Learning Center Credit." To be eligible, an affiliate member district must have an established "learning center" accessible by all full-time RVA students from within the affiliate member district staffed by at least 1 person. The credit will be based off the total number of different full-time students enrolled in the RVA from the affiliate member district at the end of the year.

The Wisconsin Heights School District will be assessed credit for staff supporting RVA full-time students, as well as those students accessing digital courses through RVA's District Connect, in local learning centers. Full and prorated credits will be based upon the following table:

<b>RVA Affiliated &amp; Invested Learning Center Credit</b>								
<b>Based on Per Support Staff FTE Per RVA Total Different Students Enrolled</b>								
<b>Support Staff FTE</b>				<b>RVA Students</b>	<b>Prorated Credit</b>			
0.25	0.5	0.75	1	0	\$0	\$0	\$0	\$0
0.25	0.5	0.75	1	1-10	\$1,250	\$2,500	\$3,750	\$5,000
0.25	0.5	0.75	1	11-20	\$1,875	\$3,750	\$5,625	\$7,500
0.25	0.5	0.75	1	21-35	\$2,500	\$5,000	\$7,500	\$10,000
0.25	0.5	0.75	1	36+	\$3,750	\$7,500	\$11,250	\$15,000

**District Connect Access Fee:**

Digital Content, Support, & Professional Development Access (optional)

**Check whether or not the Wisconsin Heights School District will choose this option:**

YES       NO

The Wisconsin Heights School District will be assessed an annual "District Connect Fee" based upon the number of student course enrollments provided by the RVA over the course of the year. This amount is fixed and billed at the end of year reconciliation. Fees are based upon the following table:

<b>RVA Affiliate District Connect Fee</b>	
<b>Based on Total Student Course Enrollments</b>	
0	\$500
1-24	\$1,000
25-74	\$2,000
75-149	\$3,000
150-399	\$4,000
400-999	\$5,000
1000+	\$6,000
X (no Access)	\$0.00

The Wisconsin Heights School District will be provided access to all the courses available through the Wisconsin eSchool Network (Wisconsin Digital Learning Collaborative) and other curricular contracts held by the RVA. Professional development and ongoing technical support and training will be provided to the Wisconsin Heights School District staff by the RVA.

The Wisconsin Heights School District will be charged all associated costs for content of digital courses in the same amount the RVA is charged for acquiring those courses from the Wisconsin eSchool Network and other curriculum vendors under contract with the RVA. This amount is fixed at the rate per courses which are "licensed," "owned," or "digital access" by the Wisconsin eSchool Network, or other curriculum vendors under contract with the RVA, and billed at the end of year reconciliation.

The Wisconsin Heights School District will be charged a per course/ student/ semester "instructional fee" for any classes taken by Wisconsin Heights School District students, in RVA teacher directed courses. This cost is variable depending upon type of instructional support needed. This amount is fixed and billed at the end of year reconciliation and is in addition to the cost for course content.

The RVA will prepare a preliminary budget for the virtual learning services with actual and final reconciliation prior to June 30, 2023. In this way, the proration of costs will be made on a basis which is fair and equitable to each participant.

Program Contacts: Charles Heckel, RVA Administrator, Medford Area Public School District, will be the responsible contact person. The designated contact for the Wisconsin Heights School District will be Dale Green.

**Agreement & Approval Renewal [PI-14.02(i)]:**

This agreement will be reviewed and may be renewed annually.


**Signed:**

**RVA; School District of Medford**

**Wisconsin Heights School District**




\_\_\_\_\_  
Charlie Heckel, RVA Administrator



\_\_\_\_\_  
President, Board of Education

\_\_\_\_\_  
President, Board of Education



\_\_\_\_\_  
Clerk, Board of Education

\_\_\_\_\_  
Clerk, Board of Education

Date: \_\_\_\_\_

Date: 5/9/2022



---

© RURAL VIRTUAL ACADEMY

624 College St. Room 104 • Medford, WI 54451-1771  
Telephone: 1-888-801-2666 • Fax: (715) 748-1211

**66.0301 Affiliated Member Agreement: Shared Virtual Learning Services Between  
Rural Virtual Academy (RVA) and Granton Area School District  
2022 - 2023**

Pursuant to Wisconsin Statutes 66.0301, 120.25 and Department of Public Instruction Chapter PI-14.02, the Rural Virtual Academy (RVA) and Granton Area School District agree to form a consortium to provide year round virtual learning services to Pre-Kindergarten through Grade 12 students residing in the Granton Area School District for the term of one school year.

**Program Description [PI-14.02(b)]:**

Upon approval of this agreement, the Rural Virtual Academy will be allowed to enroll pupils from families seeking virtual learning educational options from the Granton Area School District and provide them instructional services in accordance with this contract and RVA's operating policies and procedures.

The RVA will provide the District's designated contact with copies of each student enrollee's academic achievement reports and assessment data.

Students acquiring enough credits for graduation will be granted a diploma from the Granton Area School District meeting all necessary graduation requirements of the Granton Area School District. The Granton Area School District agrees that any additional local graduation requirements not provided by the RVA educational programming will be communicated to the students by Granton Area School District personnel in a timely manner as to not delay the graduation of a student on track to meet all graduation requirements.

The Granton Area School District retains determination and all associated special education and/or related services should they be needed for RVA students. The RVA will not over-cost for special education services as they will remain under the direct control of the Granton Area School District. If an IEP team is created for student of Granton Area School District attending the RVA, then the RVA requests to have a teacher represented on such team.

The Granton Area School District agrees to provide to its RVA parents the option of receiving in-district intervention programming and progress monitoring services to

children who are referred for a specific learning disability.

The Granton Area School District agrees to coordinate, schedule, and proctor all required State assessments.

The Granton Area School District agrees to allow its resident RVA students access to regular school programming including but not limited to: academic classes, elective courses, activities, clubs, extra- curriculars, co-curriculars, athletics, etc.

The RVA will provide access to digital learning curriculum and ongoing professional development for digital learning use in classrooms with the Granton Area School District.

**Fiscal Agent [PI-14.02(c)1,2,3 (e)]:**

The RVA, under the authorization and fiscal oversight of the Medford Area Public School District (MAPSD), will be the fiscal agent. RVA instructors will operate in accordance of Wisconsin statute and follow the RVA's operational policies, salary schedule, take part in staff development, and be supervised by RVA administration. The RVA will account for all employment responsibilities (teacher retirement, worker's compensation, and unemployment insurance).

As fiscal agent, the RVA will establish and maintain records in accordance with the uniform accounting system prescribed by the Department of Public Instruction under §115.28(13); file all required financial reports with the Department of Public Instruction; and, upon request of the Department, file a copy of the contract and the plan of operation with the Department.

Budget Reconciliation [PI-14.02(d)(f)(h)]:

**Virtual School Access Fee**

The Granton Area School District will be assessed an annual “Virtual School Access Fee” based upon the number of different students enrolled in the RVA over the course of the year. This amount of this fee is not prorated by the number of days of enrollment. This amount is fixed and billed at the end of year reconciliation. Fees are based upon the following table:

<b>RVA Affiliated Virtual School Access Fee</b>	
<b>Based on Per Students Enrolled</b>	
0	\$1,500
1-4	\$3,000
5-9	\$4,500
10-14	\$6,000
15-19	\$7,500
20-24	\$9,000
25-29	\$10,500
30-34	\$12,000
35-39	\$13,500
40+	\$15,000

The Granton Area School District will be assessed at an agreed per pupil amount (tuition). For state aid purposes, pupil membership will be counted by the Granton Area School District. The tuition amount will be prorated to the number of days of enrollment by each participating student. Tuition is determined to be the annual public school open enrollment dollar amount determined by the Department of Public Instruction on an annual basis **less \$2,250** per student. Different open enrollment dollar amounts exist for both regular and special education students. This amount is variable and billed at the end of year reconciliation.

The Granton Area School District will be assessed a full **credit of \$5,000 per teacher** per section for shared instructional staff instructing RVA daily live instruction classes. (See table below.) Shared consortium staff will not be considered for sections having fewer than five students. The RVA Administration makes determinations of class and section needs and reserves the right to deny requests for shared course sections. Needs for shared course sections are made on an annual basis by RVA Administration with no guarantee of continued availability from year-to-year. Preference will be given to those districts who have previously shared staff. Poor evaluations or performance of shared staff in their instructional duties as evaluated by RVA Administration can result in the course section not being offered in future years.

Full and prorated credits will be based upon the following table:

<b>RVA Affiliated Shared Instructional Staff Credit</b>		
<b>Based on Per Teacher Per RVA Students Enrolled</b>		
<b>Teacher</b>	<b>RVA Students</b>	<b>Credit</b>
1	0-4	No Section
1	5-35	\$5,000

The Granton Area School District of may be eligible for a “Learning Center Credit.” To be eligible, an affiliate member district must have an established “learning center” accessible by all full-time RVA students from within the affiliate member district staffed by at least 1 person. The credit will be based off the total number of different full-time students enrolled in the RVA from the affiliate member district at the end of the year.

The Granton Area School District will be assessed credit for staff supporting RVA full-time students, as well as those students accessing digital courses through RVA’s District Connect, in local learning centers. Full and prorated credits will be based upon the following table:

<b>RVA Affiliated &amp; Invested Learning Center Credit</b>								
<b>Based on Per Support Staff FTE Per RVA Total Different Students Enrolled</b>								
<b>Support Staff FTE</b>				<b>RVA Students</b>	<b>Prorated Credit</b>			
0.25	0.5	0.75	1	0	\$0	\$0	\$0	\$0
0.25	0.5	0.75	1	1-10	\$1,250	\$2,500	\$3,750	\$5,000
0.25	0.5	0.75	1	11-20	\$1,875	\$3,750	\$5,625	\$7,500
0.25	0.5	0.75	1	21-35	\$2,500	\$5,000	\$7,500	\$10,000
0.25	0.5	0.75	1	36+	\$3,750	\$7,500	\$11,250	\$15,000

**District Connect Access Fee:**

Digital Content, Support, & Professional Development Access (optional)

**Check whether or not the Granton Area School District will choose this option:**

YES       NO

The Granton Area School District will be assessed an annual “District Connect Fee” based upon the number of student course enrollments provided by the RVA over the course of the year. This amount is fixed and billed at the end of year reconciliation. Fees are based upon the following table:

<b>RVA Affiliate District Connect Fee</b>	
<b>Based on Total Student Course Enrollments</b>	
0	\$500
1-24	\$1,000
25-74	\$2,000
75-149	\$3,000
150-399	\$4,000
400-999	\$5,000
1000+	\$6,000
X (no Access)	\$0.00

The Granton Area School District will be provided access to all the courses available through the Wisconsin eSchool Network (Wisconsin Digital Learning Collaborative) and other curricular contracts held by the RVA. Professional development and ongoing technical support and training will be provided to the Granton Area School District staff by the RVA.

The Granton Area School District will be charged all associated costs for content of digital courses in the same amount the RVA is charged for acquiring those courses from the Wisconsin eSchool Network and other curriculum vendors under contract with the RVA. This amount is fixed at the rate per courses which are “licensed,” “owned,” or “digital access” by the Wisconsin eSchool Network, or other curriculum vendors under contract with the RVA, and billed at the end of year reconciliation.

The Granton Area School District will be charged a per course/ student/ semester “instructional fee” for any classes taken by Granton Area School District students, in RVA teacher directed courses. This cost is variable depending upon type of instructional support needed. This amount is fixed and billed at the end of year reconciliation and is in addition to the cost for course content.

The RVA will prepare a preliminary budget for the virtual learning services with actual



and final reconciliation prior to June 30, 2023. In this way, the proration of costs will be made on a basis which is fair and equitable to each participant.

Program Contacts: Charles Heckel, RVA Administrator, Medford Area Public School District, will be the responsible contact person. The designated contact for the Granton Area School District will be Amanda Kraus.

**Agreement & Approval Renewal [PI-14.02(i)]:**

This agreement will be reviewed and may be renewed annually.

**Signed:**

**RVA; School District of Medford**


**Granton Area School District**



\_\_\_\_\_  
Charlie Heckel, RVA Administrator

\_\_\_\_\_  
Theresa A. Hazy  
President, Board of Education

\_\_\_\_\_  
President, Board of Education



\_\_\_\_\_  
Clerk, Board of Education

\_\_\_\_\_  
Clerk, Board of Education

Date: \_\_\_\_\_

Date: 5-13-22

**MEDFORD AREA PUBLIC SCHOOL DISTRICT**  
**124 West State Street**  
**Medford, WI 54451**

**Public Meeting Notice**  
**Board of Education Finance Committee Meeting**

**Meeting Date:** Monday, May 23, 2022

**Time:** 5:00 p.m.

**Location:** Medford Area Public School District Office  
124 W State Street  
Medford, WI 54451

**Purpose of Meeting:**

1. Food Service Update
2. Review of 10 year facility plan
3. Review of 2022-23 budget booklet and guidelines
4. Consideration of Monthly Expenditures
5. Meeting Dates

Open Meeting Law Compliance: This notice was sent for posting to the Star News, WKEB/WIGM Radio, Medford Area Public Schools and the District Office on May 10, 2022. NOTE: This meeting is open to the public.

# MONTHLY SCHOOL NUTRITION SERVICES REPORT



School Name/District <b>Medford Area Public School District</b>	Month <b>April</b>	Year <b>2022</b>
To <b>Audra Brooks</b>	Prepared by: <b>David Fisher</b>	

## FINANCIALS & PROGRAM PARTICIPATION

April 2022 with 15 days we had 21664 breakfast, 24166 lunch and 5916 a la carte  
April 2021 with 19 days we had 14619 breakfast, 27887 lunch and 7511 a la carte  
April 2020 with 22 days we had 23310 breakfast, 23310 lunch  
April 2019 with 19 days we had 4540 breakfast, 28498 lunch and 14777 a la carte  
April 2018 with 20 days we had 4739 breakfast, 29754 lunch and 14465 a la carte

## PROMOTIONS/SPECIALS/NEW PRODUCTS INTRODUCED

In April I recognized staff members for a job well done. After school snack what updated after an audit. Food For Thought sampling was completed at MAMS. Our winning item was the egg bake cupcakes.

## TEAM EDUCATION/TRAINING/IN-SERVICES/MEETINGS/UPDATES

Monthly cooks meeting was completed. Monthly safety training was completed which covered preventing harassment and discrimination. I added updates to all safety boards at each school for employee knowledge and what to do in a crisis.

## CATERING EVENTS

Catering in April included staff meals, school board meeting and pizzas for MASH students, Boy Scout pancake supper, Parents night, and meetings.

## OTHER

Working on Summer menus, Summer program awareness, increasing participation, controlling labor, inventory on hand, and commodity usage. Stetsonville Fire Department would like to thank the district for donating a potato peeler.

It is our pleasure to serve the students at your School District!

# PHOTOS



Look at those smiles! I appreciate my cooks!




Dave at MAMS sampling BBQ.



Stetsonville firefighters Thanks the Medford School District for donating a potato peeler. It was a big time saver for the annual pancake breakfast.



Dave at MAMS sampling Food For Thought.



Safety boards were updated for each school



MAES students eating the lettuce they grew with the flex farm.



The winner for Food For Thought was the Egg Cup Cakes.

# FOOD SERVICE PRICES 2022-2023

<b>LUNCH PRICES</b>	
PK/K - 4	\$2.60
5 – 8	\$2.75
9 – 12	\$2.90
Extra Entrée	\$2.30
Adult	\$4.65
Reduced	\$0.40
Extra Milk	\$0.40

<b>BREAKFAST PRICES</b>	
PK/K - 4	\$1.50
5 – 8	\$1.60
9 – 12	\$1.70
Adult	\$2.60
Reduced	\$0.30
Extra Milk	\$0.40

<b>MILK/SNACK BREAK PRICES</b>	
Snack (Normal, Reduced, Free)	\$0.20
Normal Milk	\$0.40
Reduced & Free Milk	Free

**A.    Budget Development Calendar**

1. Tentative Board Calendar

Monday, February 21	Proposed Budget Process to Board
Tuesday, February 22	Budget Materials to identified staff
Thursday, March 10 office	Non-instructional budgets submitted to district
Thursday, March 10– Friday, March 18	District Office review of non-instructional budgets
Monday, March 28	Board review of non-instructional budgets
Friday, April 08	Instructional budgets submitted to district office
Friday, April 08 – Friday, April 20	District office review of instructional budgets
Monday, April 25	Board review of instructional budgets
May Board Meeting levy estimated	Board review of revenue and other funds budgets Revenues and expenditures summarized, tax Date of annual meeting set
Monday, June 27 adopted by Board	Budget modifications considered and budget
TBD	Annual Meeting

10 3409 - Medford Area Sce/Obj Description		Historical Data		Current Year		Budget Year	
		Actual 2020 - 2021		Budget 2021 - 2022		Budget 2022 - 2023	
		2021	% Δ	2022	% Δ	2023	% Δ
<b>R</b>	<b>Revenues</b>						
100	100 Source adjustments					\$0	
1--	Total Transfers In	\$0		\$0		\$0	
211	Property Tax	\$6,293,838	8.81%	\$4,881,092	-22.45%	\$4,698,428	-3.74%
212	Levy for Personal Property Tax Chargebacks	\$0		\$0		\$0	
213	Mobile Home Tax/Fees	\$22,680	9.99%	\$17,030	-24.91%	\$17,030	0.00%
240	Payments for Services	\$0	-100.00%	\$0		\$0	0.00%
244	Payments for Services Provided Local Governments	\$4,170		\$13,000	211.76%	\$0	0.00%
262	Supply Resales	\$46		\$0	-100.00%	\$0	0.00%
264	Non-Capital Surplus Property Sale	\$48,560	167.96%	\$18,000	-62.93%	\$18,000	0.00%
271	School Co-Curricular Admissions	\$27,562	-26.64%	\$30,000	8.85%	\$30,000	0.00%
279	Other School Activity Income	\$9,078	-61.76%	\$8,000	-11.87%	\$8,000	0.00%
280	Earnings on Investments	\$1,522	-82.21%	\$5,000	228.51%	\$2,000	0.00%
291	Gifts, fundraising, contributions and development	\$20,208	-41.43%	\$21,400	5.90%	\$5,000	0.00%
292	Student Fees	\$21,180	302.81%	\$22,000	3.87%	\$22,000	0.00%
293	Rentals	\$110	-91.55%	\$1,500	1263.64%	\$3,000	0.00%
295	Summer School Revenues	\$260		\$0	-100.00%	\$0	0.00%
297	Student Fines	\$1,271	1087.81%	\$500	-60.66%	\$500	0.00%
299		\$0	-100.00%	\$1,000		\$0	0.00%
200	200 Source adjustments					\$0	
2--	Total Local	\$6,450,483	8.51%	\$5,018,522	-22.20%	\$4,803,958	-4.28%
340	Payments for Services	\$0	-100.00%	\$0		\$0	0.00%
341	Contracted Instruction/Base Cost Tuition--Non-OE	\$4,000		\$0	-100.00%	\$0	0.00%
343	Charges for Co-curricular Activities to WI School District	\$3,000	87.50%	\$0	-100.00%	\$0	0.00%
345	General Base Cost Tuition--Open Enrollment	\$7,766,036	43.93%	\$8,730,000	12.41%	\$10,266,000	17.59%
300	300 Source adjustments					\$0	
3--	Total Interdistrict Payments in Wisconsin	\$7,773,036	43.87%	\$8,730,000	12.31%	\$10,266,000	17.59%
400	400 Source adjustments					\$0	
4--	Total Interdistrict Payments Outside WI	\$0		\$0		\$0	
515	Non-SPED State Aid Transited through CESAs/Int. sources	\$1,260		\$0	-100.00%	\$0	0.00%
517	Federal Aids Transited through CESAs/Int. sources	\$6,733	201.98%	\$0	-100.00%	\$0	0.00%
581	Medicaid Transits from CESAs	\$102,305	783.87%	\$0	-100.00%	\$0	0.00%
500	500 Source adjustments					\$0	
5--	Total Intermediate Sources	\$110,298	699.01%	\$0	-100.00%	\$0	
612	Transportation State Aid	\$138,180	1.48%	\$132,000	-4.47%	\$132,000	0.00%
613	Library (Common School Fund) Aid	\$97,676	-10.34%	\$90,000	-7.86%	\$95,000	0.00%
615	Integration Aid (Resident)	\$0		\$0		\$0	
616	Integration Aid (Non-Resident)	\$0		\$0		\$0	
619	Other State Categorical Aid	\$37,408	7.00%	\$0	-100.00%	\$0	0.00%
621	Equalization Aid	\$14,923,055	2.55%	\$16,159,298	8.28%	\$16,139,872	-0.12%
623	Special Adjustment Aid	\$0		\$0		\$0	
628	High Poverty Aid	\$0		\$0		\$0	
630	State Special Project Grants	\$135,209	17.99%	\$24,368	-81.98%	\$24,368	0.00%
650	State "SAGE"/"AGR" Aid	\$0		\$0		\$0	
660	State Revenue Through Local Governments	\$0		\$0		\$0	0.00%
690	Other Revenue from State Sources	\$0	-100.00%	\$0		\$0	0.00%
691	State Tax Exempt Computer Aid and Personal Property	\$143,440	-10.98%	\$161,128	12.33%	\$161,128	0.00%
695	Per Pupil Categorical Aid	\$1,551,522	-0.99%	\$1,538,660	\$742	\$1,528,767	\$742
699	Other State Revenue	\$104	-99.91%	\$0	-100.00%	\$0	0.00%
600	600 Source adjustments					\$0	
6--	Total Revenue from State Sources	\$17,026,594	1.41%	\$18,105,454	6.34%	\$18,081,135	-0.13%
713	Federal Vocational Education Aid Through DPI	\$17,116	-21.08%	\$17,176	0.35%	\$17,176	0.00%
730	Federal Special Projects Aid Transited Through DPI	\$448,848	132.30%	\$1,062,479	136.71%	\$1,500,000	0.00%
730	TITLE 2					\$60,000	
730	TITLE 4					\$22,000	
751	ESEA Title I	\$315,913	-15.75%	\$303,532	-3.92%	\$253,532	0.00%
780	Federal Aid Received through State Agencies - not DPI	\$15,680	-15.85%	\$78,000	397.45%	\$18,000	0.00%
790	Other Revenue from Federal Sources	\$0		\$0		\$0	0.00%

		Historical Data		Current Year		Budget Year	
		2020 - 2021		2021 - 2022		2022 - 2023	
Sce/Obj	Description	2021	% Δ	2022	% Δ	2023	% Δ
10							
3409 - Medford Area							
700	700 Source adjustments					\$0	
7--	Federal Sources	\$797,557	31.07%	\$1,461,187	83.21%	\$1,870,708	28.03%
850	Reorganization Settlement	\$0		\$0		\$0	0.00%
860	Compensation for Sale or Loss of Fixed Assets	\$0	-100.00%	\$2,000		\$3,000	0.00%
861	Equipment and Vehicle Sales	\$4,107	-15.81%	\$0	-100.00%	\$0	0.00%
873	Long-Term Loans	\$0		\$0		\$0	0.00%
874	State Trust Fund Loans	\$0		\$0		\$0	0.00%
800	800 Source adjustments					\$0	
8--	Total Financing Sources	\$4,107	-40.72%	\$2,000	-51.30%	\$3,000	50.00%
964	Insurance Claims and Reimbursements	\$28,436		\$0	-100.00%	\$0	0.00%
971	Refund of Prior Year Expense	\$114,588	34.24%	\$45,000	-60.73%	\$56,000	0.00%
972	Property Tax and Equalization Aid Refund	\$2,188		\$0	-100.00%	\$0	0.00%
990	Other Miscellaneous Revenues	\$2,386	202.32%	\$0	-100.00%	\$0	0.00%
900	900 Source adjustments					\$0	
9--	Total Miscellaneous Revenues	\$147,599	71.33%	\$45,000	-69.51%	\$56,000	24.44%
<b>Total Revenues</b>		<b>\$32,309,674</b>	<b>11.98%</b>	<b>\$33,362,163</b>	<b>3.26%</b>	<b>\$35,080,801</b>	<b>5.15%</b>

		Historical Data		Current Year		Budget Year	
		2020 - 2021		2021 - 2022		2022 - 2023	
Sce/Obj	Description	2021	% Δ	2022	% Δ	2023	% Δ
10							
3409 - Medford Area							
E	<b>Expenditures</b>						
110	Certified Staff	\$9,701,106	1.89%	\$9,944,198	2.51%	\$10,287,273	3.45%
120	Secretarial Staff	\$516,337	-3.58%	\$477,824	-7.46%	\$505,538	5.80%
130	Assistants	\$391,522	-3.54%	\$439,516	12.26%	\$465,008	5.80%
140	Students Wages	\$54,894	54.58%	\$55,000	0.19%	\$55,000	0.00%
150	Chaperones	\$7,457	-73.60%	\$1,500	-79.89%	\$1,500	0.00%
160	Substitutes	\$173,990	10.38%	\$225,000	29.32%	\$225,000	0.00%
		\$0		\$0		\$0	0.00%
		\$0		\$0		\$0	0.00%
		\$0		\$0		\$0	0.00%
		\$0		\$0		\$0	0.00%
		\$0		\$0		\$0	0.00%
100	100 Object Adjustments					\$0	
1--	Total Salaries	\$10,845,307	1.51%	\$11,143,038	2.75%	\$11,539,319	3.56%
210	Retirement	\$0	-100.00%	\$0		\$0	0.00%
211	Employee's Share Paid by Employer	\$0		\$0		\$0	0.00%
212	Employer's Share	\$703,378	2.32%	\$718,833	2.20%	\$744,397	3.56%
218	Contribution to Employee Benefit Trust	\$247,962	135.33%	\$210,000	-15.31%	\$210,000	0.00%
219	Other Employee Benefits	\$8,250		\$40,000	384.85%	\$40,000	0.00%
220	Social Security	\$632,144	-0.73%	\$670,829	6.12%	\$694,686	3.56%
229	Other	\$148,380	-0.51%	\$156,350	5.37%	\$156,350	0.00%
243	Dental	\$216,756	9.53%	\$231,027	6.58%	\$242,578	5.00%
244	HMO	\$2,849,731	2.95%	\$3,080,222	8.09%	\$3,234,233	5.00%
249	Other Health Coverage	\$373,656	-9.99%	\$381,558	2.11%	\$381,558	0.00%
251	Income Protection	\$35,987	3.81%	\$37,380	3.87%	\$39,062	4.50%
291	College Credit Reimbursement	\$12,609	-24.89%	\$30,000	137.93%	\$30,000	0.00%
292	Annuity Payments by District	\$29,700		\$36,750	23.74%	\$36,750	0.00%
200	200 Object Adjustments					\$0	
2--	Total Employee Benefits	\$5,258,554	4.49%	\$5,592,949	6.36%	\$5,809,614	3.87%
310	Personal Services	\$289,182	5.64%	\$237,825	-17.76%	\$237,825	0.00%
320		\$0	-100.00%	\$16,725		\$16,725	0.00%
321	Technology Related Repairs and Maintenance	\$4,053	-81.28%	\$6,990	72.46%	\$6,990	0.00%
322	Rentals of Computers and Related Equipment	\$57,541	13.61%	\$57,800	0.45%	\$57,800	0.00%
324	Non-Technology Related Repairs and Maintenance	\$535,660	-34.81%	\$540,725	0.95%	\$540,725	0.00%
325	Vehicle and Equipment Rental	\$4,426	4.04%	\$0	-100.00%	\$0	0.00%
326	Site Rental	\$0		\$0		\$0	0.00%



10		Historical Data		Current Year		Budget Year	
3409 - Medford Area		Actual		Budget		Budget	
Sce/Obj	Description	2020 - 2021		2021 - 2022		2022 - 2023	
		2021	% Δ	2022	% Δ	2023	% Δ
327	Construction Services	\$124,664	2108.01%	\$40,000	-67.91%	\$40,000	0.00%
328	Building Rental	\$36,619	5.84%	\$43,200	17.97%	\$43,200	0.00%
329	Cleaning Services	\$16,274	124.15%	\$75,250	362.41%	\$75,250	0.00%
331	Gas for Heat	\$95,655	31.17%	\$114,000	19.18%	\$114,000	0.00%
336	Electricity for Other Than Heat	\$187,684	7.00%	\$202,750	8.03%	\$202,750	0.00%
337	Water	\$20,789	1.84%	\$22,000	5.83%	\$22,000	0.00%
338	Sewerage	\$26,540	5.04%	\$27,000	1.73%	\$27,000	0.00%
341	Pupil Transportation	\$975,518	5.11%	\$1,280,292	31.24%	\$1,357,110	6.00%
342	Employee Travel	\$4,097	-83.08%	\$49,405	1106.01%	\$49,405	0.00%
343	Contracted Service Travel	\$0		\$0		\$0	0.00%
345	Pupil Lodging and Meals	\$1,120	-28.84%	\$0	-100.00%	\$0	0.00%
348	Vehicle Fuel	\$5,175	-590.81%	\$10,250	98.07%	\$10,250	0.00%
351	Advertising	\$28,647	72.13%	\$20,750	-27.57%	\$20,750	0.00%
353	Postage	\$23,911	-8.81%	\$25,600	7.06%	\$25,600	0.00%
355	Telephone	\$35,015	-33.00%	\$62,570	78.70%	\$62,570	0.00%
358	On-line communications	\$1,898	-90.57%	\$7,875	314.80%	\$7,875	0.00%
360	Technology and Software Services	\$353,250	37.84%	\$283,675	-19.70%	\$283,675	0.00%
362		\$827		\$0	-100.00%	\$0	0.00%
370	Payment to Non-Governmental Agencies and Individuals	\$17,550		\$0	-100.00%	\$0	0.00%
382	Payment to a WI School District - OE (Function 435000)	\$393,656	8.30%	\$440,000	11.77%	\$425,000	-3.41%
382	Payment to a WI School District - NON OE	\$0		\$0		\$0	0.00%
386	Payment to CESA (Services only)	\$19,782	-8.11%	\$7,920	-59.96%	\$7,920	0.00%
387	Payment to State - NON VOUCHER	\$55		\$0	-100.00%	\$0	0.00%
387	Payment to State - VOUCHER (Function 438000)	\$267,315	45.05%	\$253,545	-5.15%	\$284,737	12.30%
387	Payment to State - ICS (Function 439000)	\$0		\$9,201		\$0	\$9,264
389	Payment to WTCS District	\$6,260	-18.94%	\$5,000	-20.13%	\$5,000	0.00%
300	300 Object Adjustments					\$0	
3--	<b>Total Purchased Services</b>	<b>\$3,533,162</b>	<b>3.21%</b>	<b>\$3,831,147</b>	<b>8.43%</b>	<b>\$3,924,157</b>	<b>2.43%</b>
411	General Supplies	\$547,396	6.52%	\$448,942	-17.99%	\$448,942	0.00%
415	Food	\$15,198	4734.90%	\$12,600	-17.09%	\$12,600	0.00%
417	Paper	\$4,457	-82.75%	\$27,000	505.74%	\$27,000	0.00%
420	Apparel	\$43,051	116.27%	\$21,100	-50.99%	\$21,100	0.00%
431	Audiovisual	\$0	-100.00%	\$5,000		\$5,000	0.00%
432	Library Books	\$48,461	11.69%	\$49,100	1.32%	\$49,100	0.00%
433	Newspapers	\$717	-9.83%	\$188	-73.78%	\$188	0.00%
434	Periodicals	\$0	-100.00%	\$3,000		\$3,000	0.00%
435	Computer Software Programs	\$0		\$850		\$850	0.00%
439	Other Media	\$21,202	-10.49%	\$24,888	17.39%	\$24,888	0.00%
440	Non-Capital Equipment	\$122,382	-4.43%	\$122,866	0.40%	\$122,866	0.00%
460	Equipment Components	\$593	-94.07%	\$3,750	532.08%	\$3,750	0.00%
470	Textbooks & Workbooks	\$23,249	-76.70%	\$34,447	48.17%	\$34,447	0.00%
480	Non-Capital Technology	\$438,047	49.04%	\$192,654	-56.02%	\$192,654	0.00%
481	Technology Supplies	\$186		\$0	-100.00%	\$0	0.00%
482	Computers	\$17,785		\$388,705	2085.54%	\$388,705	0.00%
483	Software	\$10,242		\$1,750	-82.91%	\$1,750	0.00%
490	Other Non-Capital Items	\$221	-88.96%	\$1,500	578.15%	\$1,500	0.00%
400	400 Object Adjustments					\$0	
4--	<b>Total Non-Capital Objects</b>	<b>\$1,293,188</b>	<b>10.76%</b>	<b>\$1,338,340</b>	<b>3.49%</b>	<b>\$1,338,340</b>	<b>0.00%</b>
511	Site Purchase	\$0		\$0		\$0	0.00%
521	Site Improvements Addition	\$15,968	14.06%	\$0	-100.00%	\$0	0.00%
522	Site Improvements Replacement	\$186,132		\$0	-100.00%	\$0	0.00%
531	Building Acquisition	\$0		\$0		\$0	0.00%
537		\$0		\$0		\$0	0.00%
542	Building Improvements Replacement	\$0		\$563,381		\$563,381	0.00%
551	Equipment/Vehicles—Not Depreciated	\$11,815	-86.11%	\$20,500	73.51%	\$20,500	0.00%
553	Equipment/Vehicles—Individually Depreciated	\$0	-100.00%	\$0		\$0	0.00%
561	Equipment/Vehicles—Replacement—Not Depreciated	\$0	-100.00%	\$0		\$0	0.00%
563	Equipment/Vehicles -- Replacement—Ind. Depreciated	\$8,425	10.52%	\$51,550	511.90%	\$51,550	0.00%
571		\$0	-100.00%	\$1,400		\$1,400	0.00%
572	Vehicle Rental	\$0		\$0		\$0	0.00%
581	Technology Related Hardware	\$18,498	-59.88%	\$0	-100.00%	\$0	0.00%
582	Technology Software	\$0	-100.00%	\$42,000		\$42,000	0.00%

10 3409 - Medford Area Sce/Obj Description		Historical Data		Current Year		Budget Year	
		Actual 2020 - 2021		Budget 2021 - 2022		Budget 2022 - 2023	
		2021	% Δ	2022	% Δ	2023	% Δ
500	500 Object Adjustments					\$0	
5--	Total Capital Objects	\$240,838	27.75%	\$678,831	181.86%	\$678,831	0.00%
682	Temporary Note Interest	\$25,476	-55.91%	\$40,000	57.01%	\$40,000	0.00%
600	600 Object Adjustments					\$0	
6--	Total Debt Retirement	\$25,476	-55.91%	\$40,000	57.01%	\$40,000	0.00%
711	District Liability Insurance	\$62,879	19.42%	\$55,470	-11.78%	\$59,908	8.00%
712	District Property Insurance	\$54,244	7.00%	\$42,833	-21.04%	\$46,260	8.00%
713	Worker's Compensation	\$104,822	-16.89%	\$107,056	2.13%	\$117,762	10.00%
714	Fidelity Bond Premiums	\$0	-100.00%	\$1,935		\$1,935	0.00%
730	Unemployment Compensation	\$19,527	143.95%	\$10,000	-48.79%	\$5,000	-50.00%
700	700 Object Adjustments					\$0	
7--	Total Insurance and Judgments	\$241,472	0.83%	\$217,294	-10.01%	\$230,864	6.24%
827	Special Education Fund - District	\$3,989,723	2.89%	\$4,494,837	12.66%	\$2,778,596	-38.18%
827	RVA Special Education Transfer					\$1,824,160	
838	Non-referendum Debt Fund	\$0	-100.00%	\$0		\$0	-100.00%
839	Referendum Debt Fund	\$0		\$0		\$0	-100.00%
846	Other Capital Projects Fund	\$515,000	10200.00%	\$15,000	-97.09%	\$15,000	0.00%
850	Food Service	\$0		\$0		\$0	
899	Other Cooperatives Funds RVA	\$5,301,638	31.39%	\$5,939,987	12.04%	\$6,924,297	0.00%
800	800 Object Adjustments - Alt School					\$200,000	0.00%
8--	Total Transfers	\$9,806,361	23.14%	\$10,449,824	6.56%	\$11,742,053	12.37%
935	State Grants Transited to Others	\$385	-44.73%	\$0	-100.00%	\$0	0.00%
940	Dues and Fees	\$48,206	-23.14%	\$70,740	46.75%	\$70,740	0.00%
941	District Dues/Fees	\$0	-100.00%	\$0		\$0	0.00%
950	Reorganization Settlement paid to others	\$0		\$0		\$0	0.00%
972	Property Tax Chargeback and Equalization Aid Payment	\$718	299.72%	\$0	-100.00%	\$0	0.00%
900	900 Object Adjustments					\$0	
9--	Total Other Objects	\$49,308	-22.60%	\$70,740	43.46%	\$70,740	0.00%
<b>Total Expenditures</b>		<b>\$31,293,665</b>	<b>8.58%</b>	<b>\$33,362,163</b>	<b>6.61%</b>	<b>\$35,373,917</b>	<b>6.03%</b>
<b>Surplus/Deficit</b>		<b>\$1,016,009</b>		<b>\$0</b>		<b>-\$293,116</b>	
<b>Fund Balance</b>		<b>\$6,003,021</b>	<b>20.37%</b>	<b>\$6,003,021</b>	<b>0.00%</b>	<b>\$5,709,906</b>	<b>-4.88%</b>
Fund Balance as a % of Expenditures		19.18%		17.99%		16.14%	



Fd	T	Loc	Obj	Func	Prj	Obj	2019-20	2020-21	2020-21	2021-22	2021-22	2022-23
							ACTUAL	ACTUAL	EXPENDED	BUDGET	EXPENDED	BUDGET
120000 REGULAR CURRICULUM												
99	E	405	310	129100	394	PERSONAL SERVICES	0.00	22.23	0.00	0.00	250.00	0.00
99	E	405	328	129100	394	BUILDING RENTAL	16,982.66	0.00	0.00	0.00	0.00	0.00
99	E	405	341	129100	394	PUPIL TRAVEL	0.00	0.00	22.23	0.00	0.00	0.00
99	E	405	342	129100	394	EMPLOYEE TRAVEL	30.16	41.61	41.61	0.00	0.00	0.00
99	E	405	360	129100	394	TECHNOLOGY & SOFTWARE SERVIC	750.00	8,500.00	8,500.00	8,600.00	8,542.65	0.00
99	E	405	3--	129100	394	*PURCHASED SERVICES	17,762.82	8,563.84	8,563.84	8,600.00	8,792.65	0.00
99	E	405	411	129100	394	GENERAL SUPPLIES	1,784.11	1,337.95	444.69	1,800.00	1,095.23	0.00
99	E	405	431	129100	394	AUDIO-VISUAL MEDIA	126.80	0.00	0.00	0.00	0.00	0.00
99	E	405	439	129100	394	OTHER MEDIA	72.39	0.00	0.00	0.00	0.00	0.00
99	E	405	440	129100	394	NON-CAPITAL EQUIPMENT	52.05	0.00	0.00	0.00	0.00	0.00
99	E	405	470	129100	394	TEXTBOOKS	0.00	0.00	0.00	0.00	219.99	0.00
99	E	405	4--	129100	394	*NON-CAPITAL OBJECTS	2,035.35	1,337.95	444.69	1,800.00	1,315.22	0.00
99	E	405	551	129100	394	EQUIP ADDITION - NON-F/A	2,280.00	0.00	0.00	0.00	0.00	0.00
99	E	405	5--	129100	394	*CAPITAL OBJECTS	2,280.00	0.00	0.00	0.00	0.00	0.00
99	E	405	---	12----	394	*REGULAR CURRICULUM	22,078.17	9,901.79	9,008.53	10,400.00	10,107.87	0.00
220000 INSTRUCTIONAL STAFF SERVICES												
99	E	405	389	221300	394	PAYMENT TO WTCS DISTRICT	100.00	0.00	0.00	0.00	0.00	0.00
99	E	405	3--	221300	394	*PURCHASED SERVICES	100.00	0.00	0.00	0.00	0.00	0.00
99	E	405	---	22----	394	*INSTRUCTIONAL STAFF SERVICE	100.00	0.00	0.00	0.00	0.00	0.00
250000 BUSINESS ADMINISTRATION												
99	E	405	328	255400	394	BUILDING RENTAL	0.00	17,237.40	17,237.40	19,000.00	17,495.96	0.00
99	E	405	3--	255400	394	*PURCHASED SERVICES	0.00	17,237.40	17,237.40	19,000.00	17,495.96	0.00
99	E	405	---	25----	394	*BUSINESS ADMINISTRATION	0.00	17,237.40	17,237.40	19,000.00	17,495.96	0.00
290000 OTHER SUPPORT SERVICES												
99	E	405	322	295000	394	COMPUTERS & RELATED EQUIP RE	1,543.09	0.00	0.00	0.00	0.00	0.00
99	E	405	3--	295000	394	*PURCHASED SERVICES	1,543.09	0.00	0.00	0.00	0.00	0.00

Fd	T	Loc	Obj	Func	Prj	Obj	2019-20 ACTUAL	2020-21 ACTUAL	2020-21 EXPENDED	2021-22 BUDGET	2021-22 EXPENDED	2022-23 BUDGET
29	0000					OTHER SUPPORT SERVICES						
99	E	405	---	29----	394	*OTHER SUPPORT SERVICES	1,543.09	0.00	0.00	0.00	0.00	0.00
99	E	405	---	-----	394	*ALTERNATIVE EDUCATION PROGR	23,721.26	27,139.19	26,245.93	29,400.00	27,603.83	0.00
Grand Expense Totals							23,721.26	27,139.19	26,245.93	29,400.00	27,603.83	0.00

Number of Accounts: 14

\*\*\*\*\* End of report \*\*\*\*\*

											2022-23				
Fd	T	Loc	Obj	Func	Prj	Fd	T	Loc	Obj	Func	Prj	CLC			
80	E	100	110	240000	740							BUILDING ADMINISTRATION/CERTIFIED SALARI	20,000.00		
												<u>Bdgt Year</u>	<u>Bdgt Type</u>	<u>Budget Detail Description</u>	<u>Amount</u>
												2022-2023	CLC	CLC WAGES	20,000.00
80	E	101	110	240000	740							BUILDING ADMINISTRATION/CERTIFIED SALARI	8,000.00		
												<u>Bdgt Year</u>	<u>Bdgt Type</u>	<u>Budget Detail Description</u>	<u>Amount</u>
												2022-2023	CLC	CLC WAGES	8,000.00
80	E	200	110	240000	740							BUILDING ADMINISTRATION/CERTIFIED SALARI	3,200.00		
												<u>Bdgt Year</u>	<u>Bdgt Type</u>	<u>Budget Detail Description</u>	<u>Amount</u>
												2022-2023	CLC	CLC WAGES	3,200.00
80	E	800	110	240000	740							BUILDING ADMINISTRATION/CERTIFIED SALARI	9,000.00		
												<u>Bdgt Year</u>	<u>Bdgt Type</u>	<u>Budget Detail Description</u>	<u>Amount</u>
												2022-2023	CLC	WAGES FOR CLC ADMIN	9,000.00
80	E	800	130	240000	740							BUILDING ADMINISTRATION/ASSISTANT SALARI	16,000.00		
												<u>Bdgt Year</u>	<u>Bdgt Type</u>	<u>Budget Detail Description</u>	<u>Amount</u>
												2022-2023	CLC	WAGES FOR DIRECTOR OF CLC	16,000.00
80	E	800	140	240000	740							BUILDING ADMINISTRATION/STUDENT SALARIES	23,500.00		
												<u>Bdgt Year</u>	<u>Bdgt Type</u>	<u>Budget Detail Description</u>	<u>Amount</u>
												2022-2023	CLC	CLC STUDENT STAFF	23,500.00
80	E	---	1--	240000	---								79,700.00		
80	E	100	212	240000	740							BUILDING ADMINISTRATION/RETIREMENT - EMP	300.00		
												<u>Bdgt Year</u>	<u>Bdgt Type</u>	<u>Budget Detail Description</u>	<u>Amount</u>
												2022-2023	CLC	WRS	300.00
80	E	101	212	240000	740							BUILDING ADMINISTRATION/RETIREMENT - EMP	150.00		
												<u>Bdgt Year</u>	<u>Bdgt Type</u>	<u>Budget Detail Description</u>	<u>Amount</u>
												2022-2023	CLC	WRS	150.00
80	E	200	212	240000	740							BUILDING ADMINISTRATION/RETIREMENT - EMP	175.00		
												<u>Bdgt Year</u>	<u>Bdgt Type</u>	<u>Budget Detail Description</u>	<u>Amount</u>
												2022-2023	CLC	WRS	175.00
80	E	100	220	240000	740							BUILDING ADMINISTRATION/SOCIAL SECURITY/	1,240.00		
												<u>Bdgt Year</u>	<u>Bdgt Type</u>	<u>Budget Detail Description</u>	<u>Amount</u>
												2022-2023	CLC	SOCIAL SECURITY	1,240.00
80	E	101	220	240000	740							BUILDING ADMINISTRATION/SOCIAL SECURITY/	600.00		
												<u>Bdgt Year</u>	<u>Bdgt Type</u>	<u>Budget Detail Description</u>	<u>Amount</u>
												2022-2023	CLC	SOCIAL SECURITY	600.00
80	E	200	220	240000	740							BUILDING ADMINISTRATION/SOCIAL SECURITY/	175.00		
												<u>Bdgt Year</u>	<u>Bdgt Type</u>	<u>Budget Detail Description</u>	<u>Amount</u>
												2022-2023	CLC	SOCIAL SECURITY	175.00
80	E	100	229	240000	740							BUILDING ADMINISTRATION/MEDICARE/AFTER S	300.00		
												<u>Bdgt Year</u>	<u>Bdgt Type</u>	<u>Budget Detail Description</u>	<u>Amount</u>
												2022-2023	CLC	MEDICARE	300.00
80	E	101	229	240000	740							BUILDING ADMINISTRATION/MEDICARE/AFTER S	175.00		
												<u>Bdgt Year</u>	<u>Bdgt Type</u>	<u>Budget Detail Description</u>	<u>Amount</u>
												2022-2023	CLC	MEDICARE	175.00
80	E	200	229	240000	740							BUILDING ADMINISTRATION/MEDICARE/AFTER S	50.00		
												<u>Bdgt Year</u>	<u>Bdgt Type</u>	<u>Budget Detail Description</u>	<u>Amount</u>
												2022-2023	CLC	MEDICARE	50.00
80	E	800	229	240000	740							BUILDING ADMINISTRATION/MEDICARE/AFTER S	100.00		
												<u>Bdgt Year</u>	<u>Bdgt Type</u>	<u>Budget Detail Description</u>	<u>Amount</u>
												2022-2023	CLC	MEDICARE	100.00
80	E	800	243	240000	740							BUILDING ADMINISTRATION/DENTAL INSURANCE	800.00		
												<u>Bdgt Year</u>	<u>Bdgt Type</u>	<u>Budget Detail Description</u>	<u>Amount</u>
												2022-2023	CLC	CLC ADMINISTRATOR DENTAL BENEFIT	800.00
80	E	800	244	240000	740							BUILDING ADMINISTRATION/HEALTH INSURANCE	10,000.00		
												<u>Bdgt Year</u>	<u>Bdgt Type</u>	<u>Budget Detail Description</u>	<u>Amount</u>
												2022-2023	CLC	HEALTH INSURANCE FOR CLC ADMIN	10,000.00
80	E	800	249	240000	740							BUILDING ADMINISTRATION/HSA BENEFIT/AFTE	2,000.00		

										2022-23			
Fd	T	Loc	Obj	Func	Prj	Fd	T	Loc	Obj	Func	Prj	CLC	
80	E	800	249	240000	740	(continued)							
80	E	800	249	240000	740	(continued)							
													<u>Amount</u>
													2,000.00
80	E	800	251	240000	740	BUILDING ADMINISTRATION/INCOME PROTECTIO						150.00	
													<u>Amount</u>
													150.00
80	E	---	2--	240000	---							16,215.00	
80	E	800	322	240000	740	BUILDING ADMINISTRATION/COMPUTERS & RELA						5,000.00	
													<u>Amount</u>
													5,000.00
80	E	---	3--	240000	---							5,000.00	
80	E	800	411	240000	740	BUILDING ADMINISTRATION/GENERAL SUPPLIES						5,000.00	
													<u>Amount</u>
													5,000.00
80	E	---	4--	240000	---							5,000.00	
80	E	---	---	240000	---							105,915.00	
Grand Expense Totals											105,915.00		

Number of Accounts: 22

\*\*\*\*\* End of report \*\*\*\*\*

Fd	T	Loc	Obj	Func	Prj	Obj	2019-20 ACTUAL	2020-21 ACTUAL	2020-21 EXPENDED	2021-22 BUDGET	2021-22 EXPENDED	2022-23 BUDGET
110000 UNDIFFERENTIATED CURRICULUM												
80	E	800	411	110000	740	GENERAL SUPPLIES	1,216.05	0.00	124.50	0.00	0.00	0.00
80	E	800	---	110000	---	*DISTRICT WIDE	1,216.05	0.00	124.50	0.00	0.00	0.00
80	E	---	---	110000	---	*UNDIFFERENTIATED CURRICULUM	1,216.05	0.00	124.50	0.00	0.00	0.00
139000 OTHER VOCATIONAL CURRICULUM												
80	E	800	411	139000	740	GENERAL SUPPLIES	165.25	0.00	0.00	0.00	0.00	0.00
80	E	800	---	139000	---	*DISTRICT WIDE	165.25	0.00	0.00	0.00	0.00	0.00
80	E	---	---	139000	---	*OTHER VOCATIONAL CURRICULUM	165.25	0.00	0.00	0.00	0.00	0.00
240000 BUILDING ADMINISTRATION												
80	E	800	411	240000	740	GENERAL SUPPLIES	416.66	3,866.77	3,208.53	5,000.00	3,110.59	0.00
80	E	800	415	240000	740	FOOD	0.00	17.96	0.00	0.00	0.00	0.00
80	E	800	---	240000	---	*DISTRICT WIDE	416.66	3,884.73	3,208.53	5,000.00	3,110.59	0.00
80	E	---	---	240000	---	*BUILDING ADMINISTRATION	416.66	3,884.73	3,208.53	5,000.00	3,110.59	0.00
393000 RECREATION ATHLETIC COMM SRVC												
80	E	800	411	393000	740	GENERAL SUPPLIES	0.00	124.50	0.00	0.00	0.00	0.00
80	E	800	---	393000	---	*DISTRICT WIDE	0.00	124.50	0.00	0.00	0.00	0.00
80	E	---	---	393000	---	*RECREATION ATHLETIC COMM SR	0.00	124.50	0.00	0.00	0.00	0.00
Grand Expense Totals							1,797.96	4,009.23	3,333.03	5,000.00	3,110.59	0.00

Number of Accounts: 5

\*\*\*\*\* End of report \*\*\*\*\*



				2022-23	
Fd T Loc Obj Func	Prj	Fd T Loc Obj Func	Prj	FND 10 REV	
200				REVENUE FROM LOCAL SOURCES	
10 R 800 211 500000 000		DISTRICT WIDE/PROPERTY TAX/		4,698,428.00	
<u>Bdgt Year</u>	<u>Bdgt Type</u>	<u>Budget Detail Description</u>			<u>Amount</u>
2022-2023	FND 10 REV	PROJECTED TAX LEVY TO FUND 10			4,698,428.00
10 R 800 213 500000 000		DISTRICT WIDE/MOBILE HOME TAX/		17,030.00	
<u>Bdgt Year</u>	<u>Bdgt Type</u>	<u>Budget Detail Description</u>			<u>Amount</u>
2022-2023	FND 10 REV	PROJECTED MONTHLY MOBILE HOME TAX PAYMENT FROM VIL OF STETSONVILLE & CITY OF MEDFORD			17,030.00
10 R 800 264 500000 000		DISTRICT WIDE/NON CAPITAL SURPLUS PROP.		18,000.00	
<u>Bdgt Year</u>	<u>Bdgt Type</u>	<u>Budget Detail Description</u>			<u>Amount</u>
2022-2023	FND 10 REV	SALE OF NONCAPITAL ASSETS			18,000.00
10 R 800 271 500000 000		DISTRICT WIDE/ADMISSIONS/		30,000.00	
<u>Bdgt Year</u>	<u>Bdgt Type</u>	<u>Budget Detail Description</u>			<u>Amount</u>
2022-2023	FND 10 REV	COCURRICULAR ADMISSIONS			30,000.00
10 R 800 279 500000 000		DISTRICT WIDE/OTHER SCHOOL ACTIVITY INCO		8,000.00	
<u>Bdgt Year</u>	<u>Bdgt Type</u>	<u>Budget Detail Description</u>			<u>Amount</u>
2022-2023	FND 10 REV	TEAM ENTRY FEES & STUDENT PARTICIPATION FEES			8,000.00
10 R 800 280 500000 000		DISTRICT WIDE/INTEREST ON INVESTMENTS/		2,000.00	
<u>Bdgt Year</u>	<u>Bdgt Type</u>	<u>Budget Detail Description</u>			<u>Amount</u>
2022-2023	FND 10 REV	EARNINGS ON INVESTMENTS			2,000.00
10 R 800 291 500000 000		DISTRICT WIDE/GIFTS/		5,000.00	
<u>Bdgt Year</u>	<u>Bdgt Type</u>	<u>Budget Detail Description</u>			<u>Amount</u>
2022-2023	FND 10 REV	DONATIONS			5,000.00
10 R 800 292 500000 000		DISTRICT WIDE/STUDENT FEES/		22,000.00	
<u>Bdgt Year</u>	<u>Bdgt Type</u>	<u>Budget Detail Description</u>			<u>Amount</u>
2022-2023	FND 10 REV	STUDENT FEES			22,000.00
10 R 800 293 500000 000		DISTRICT WIDE/RENTALS/		3,000.00	
<u>Bdgt Year</u>	<u>Bdgt Type</u>	<u>Budget Detail Description</u>			<u>Amount</u>
2022-2023	FND 10 REV	RENTAL ITEMS			3,000.00
10 R 800 297 500000 000		DISTRICT WIDE/STUDENT FINES/		500.00	
<u>Bdgt Year</u>	<u>Bdgt Type</u>	<u>Budget Detail Description</u>			<u>Amount</u>
2022-2023	FND 10 REV	STUDENT FINES			500.00
10 R --- 2-- ----- ---				4,803,958.00	
300				INTERDIST PYMNTS WITHIN - WI	
10 R 800 345 500000 000		DISTRICT WIDE/GENERAL TUITION-OPEN ENROL		10,166,000.00	
<u>Bdgt Year</u>	<u>Bdgt Type</u>	<u>Budget Detail Description</u>			<u>Amount</u>
2022-2023	FND 10 REV	OPEN ENROLLMENT REVENUE - DISTRICT			1,022,745.00
2022-2023	FND 10 REV	OPEN ENROLLMENT - RVA			9,143,255.00
10 R --- 3-- ----- ---				10,166,000.00	
600				REVENUE FROM STATE SOURCES	
10 R 800 612 500000 000		DISTRICT WIDE/TRANSPORTATION AID/		132,000.00	
<u>Bdgt Year</u>	<u>Bdgt Type</u>	<u>Budget Detail Description</u>			<u>Amount</u>
2022-2023	FND 10 REV	TRANSPORTATION AID			132,000.00
10 R 800 613 500000 000		DISTRICT WIDE/LIBRARY AID/		95,000.00	
<u>Bdgt Year</u>	<u>Bdgt Type</u>	<u>Budget Detail Description</u>			<u>Amount</u>
2022-2023	FND 10 REV	LIBRARY AID			95,000.00
10 R 800 621 500000 000		DISTRICT WIDE/EQUALIZATION AID/		16,139,872.00	
<u>Bdgt Year</u>	<u>Bdgt Type</u>	<u>Budget Detail Description</u>			<u>Amount</u>
2022-2023	FND 10 REV	EQUALIZATION AID			16,139,872.00
10 R 800 630 500000 522		DISTRICT WIDE/SPECIAL PROJECT GRANTS/ASS		10,068.00	
<u>Bdgt Year</u>	<u>Bdgt Type</u>	<u>Budget Detail Description</u>			<u>Amount</u>
2022-2023	FND 10 REV	READING READINESS			10,068.00

				2022-23	
Fd T Loc Obj Func	Prj	Fd T Loc Obj Func	Prj	FND 10 REV	
600				REVENUE FROM STATE SOURCES	
10 R 800 630 500000 577		DISTRICT WIDE/SPECIAL PROJECT GRANTS/CAR		14,300.00	
<u>Bdgt Year</u>	<u>Bdgt Type</u>	<u>Budget Detail Description</u>			<u>Amount</u>
2022-2023	FND 10 REV	CAREER & TECH ED INCENTIVE			14,300.00
10 R 800 691 500000 000		DISTRICT WIDE/COMPUTER AID/		161,128.00	
<u>Bdgt Year</u>	<u>Bdgt Type</u>	<u>Budget Detail Description</u>			<u>Amount</u>
2022-2023	FND 10 REV	COMPUTER AID			161,128.00
10 R 800 695 500000 000		DISTRICT WIDE/STATE CATEGORICAL AID/		1,528,767.00	
<u>Bdgt Year</u>	<u>Bdgt Type</u>	<u>Budget Detail Description</u>			<u>Amount</u>
2022-2023	FND 10 REV	PER PUPIL CATEGORICAL AID			1,528,767.00
10 R --- 6-- ----- ---				18,081,135.00	
700				REVENUE FROM FEDERAL SOURCES	
10 R 800 713 500000 400		DISTRICT WIDE/VOCATIONAL EDUCATION AID/C		17,176.00	
<u>Bdgt Year</u>	<u>Bdgt Type</u>	<u>Budget Detail Description</u>			<u>Amount</u>
2022-2023	FND 10 REV	CARL PERKINS			17,176.00
10 R 800 730 500000 165		DISTRICT WIDE/SPECIAL PROJECT GRANT/ESSE		1,500,000.00	
<u>Bdgt Year</u>	<u>Bdgt Type</u>	<u>Budget Detail Description</u>			<u>Amount</u>
2022-2023	FND 10 REV	ESSER III			1,500,000.00
10 R 800 730 500000 365		DISTRICT WIDE/SPECIAL PROJECT GRANT/TITL		60,000.00	
<u>Bdgt Year</u>	<u>Bdgt Type</u>	<u>Budget Detail Description</u>			<u>Amount</u>
2022-2023	FND 10 REV	TITLE 2			60,000.00
10 R 800 730 500000 381		DISTRICT WIDE/SPECIAL PROJECT GRANT/TITL		22,000.00	
<u>Bdgt Year</u>	<u>Bdgt Type</u>	<u>Budget Detail Description</u>			<u>Amount</u>
2022-2023	FND 10 REV	TITLE IV			22,000.00
10 R 800 751 500000 141		DISTRICT WIDE/ECIA - CHAPTER 1/TITLE I		253,532.00	
<u>Bdgt Year</u>	<u>Bdgt Type</u>	<u>Budget Detail Description</u>			<u>Amount</u>
2022-2023	FND 10 REV	TITLE 1 REVENUE			253,532.00
10 R 800 780 500000 000		DISTRICT WIDE/FED-DHS/		18,000.00	
<u>Bdgt Year</u>	<u>Bdgt Type</u>	<u>Budget Detail Description</u>			<u>Amount</u>
2022-2023	FND 10 REV	SCHOOL FOREST INCOME			18,000.00
10 R --- 7-- ----- ---				1,870,708.00	
800				OTHER FINANCING SOURCES	
10 R 800 861 500000 000		DISTRICT WIDE/EQUIPMENT SALES/		3,000.00	
<u>Bdgt Year</u>	<u>Bdgt Type</u>	<u>Budget Detail Description</u>			<u>Amount</u>
2022-2023	FND 10 REV	SALE OF CAPITAL ASSETS			3,000.00
10 R --- 8-- ----- ---				3,000.00	
900				OTHER REVENUES	
10 R 800 971 500000 000		DISTRICT WIDE/REFUND OF DISB - AIDABLE/		56,000.00	
<u>Bdgt Year</u>	<u>Bdgt Type</u>	<u>Budget Detail Description</u>			<u>Amount</u>
2022-2023	FND 10 REV	PCARD REBATE			6,000.00
2022-2023	FND 10 REV	MEDCORD COOP DIVIDEND			1,000.00
2022-2023	FND 10 REV	WORKERS COMPENSATION DIVIDEND			36,000.00
2022-2023	FND 10 REV	FOCUS ON ENERGY			10,000.00
2022-2023	FND 10 REV	OTHER MISC DIVIDENDS & REBATES			3,000.00
10 R --- 9-- ----- ---				56,000.00	
10 - --- --- ----- ---				34,980,801.00	
Grand Revenue Totals				34,980,801.00	

2022-23

Fd T Loc Obj Func Prj Fd T Loc Obj Func Prj \_\_\_\_\_ FND 10 REV

Number of Accounts: 26

\*\*\*\*\* End of report \*\*\*\*\*

				2019-20	2020-21	2020-21	2021-22	2021-22	2022-23
Fd T Loc Obj Func Prj	Fd T Loc Obj Func Prj	ACTUAL	ACTUAL	EXPENDED	BUDGET	EXPENDED	BUDGET		BUDGET
200 REVENUE FROM LOCAL SOURCES									
10 R 800 211 500000 000	DISTRICT WIDE/PROPERTY TAX/	5,784,433.00	6,293,838.00	3,870,022.70	4,881,092.00	3,173,640.64			0.00
10 R 800 213 500000 000	DISTRICT WIDE/MOBILE HOME TAX/	20,619.42	22,679.64	17,172.03	17,030.00	20,513.39			0.00
10 R 800 240 139000 000	OTHER VOCATIONAL CURRICULUM/PA	9,875.22	0.00	0.00	0.00	0.00			0.00
10 R 800 240 500000 000	DISTRICT WIDE/PAYMENT FOR SERV	135.00	0.00	0.00	0.00	0.00			0.00
10 R 800 244 139000 000	OTHER VOCATIONAL CURRICULUM/PA	0.00	4,169.82	3,578.07	13,000.00	1,291.63			0.00
10 R 800 244 500000 000	DISTRICT WIDE/PAYMENTS FOR SER	0.00	0.00	0.00	0.00	455.81			0.00
10 R 800 260 500000 000	DISTRICT WIDE/NON-CAPITAL SALE	0.00	0.00	0.00	0.00	117.62			0.00
10 R 800 262 500000 000	DISTRICT WIDE/NON-CAP FOR RESA	0.00	45.75	45.75	0.00	1,201.00			0.00
10 R 800 264 500000 000	DISTRICT WIDE/NON CAPITAL SURP	18,122.20	48,559.60	25,535.60	18,000.00	28,187.08			0.00
10 R 800 271 500000 000	DISTRICT WIDE/ADMISSIONS/	37,571.25	27,562.06	17,464.66	30,000.00	23,868.37			0.00
10 R 800 279 500000 000	DISTRICT WIDE/OTHER SCHOOL ACT	23,740.00	9,077.55	7,627.55	8,000.00	8,969.00			0.00
10 R 800 280 500000 000	DISTRICT WIDE/INTEREST ON INVE	8,554.33	1,522.03	1,351.29	5,000.00	1,295.84			0.00
10 R 800 290 500000 000	DISTRICT WIDE/OTHER REVENUE FR	0.00	0.00	0.00	0.00	69.00			0.00
10 R 800 291 500000 000	DISTRICT WIDE/GIFTS/	34,503.71	20,208.04	19,919.38	21,400.00	1,984.48			0.00
10 R 400 292 500000 000	DISTRICT WIDE/STUDENT FEES/	0.00	0.00	0.00	0.00	5,106.00			0.00
10 R 800 292 500000 000	DISTRICT WIDE/STUDENT FEES/	5,619.74	21,180.00	21,348.66	23,000.00	28,265.19			0.00
10 R 800 293 500000 000	DISTRICT WIDE/RENTALS/	1,302.50	110.00	110.00	1,500.00	5,559.75			0.00
10 R 800 295 500000 900	DISTRICT WIDE/SUMMER SCHOOL RE	0.00	260.00	260.00	0.00	0.00			0.00
10 R 800 297 500000 000	DISTRICT WIDE/STUDENT FINES/	107.00	1,270.96	871.56	500.00	717.84			0.00
10 R --- 2-- ----- ---		5,944,583.37	6,450,483.45	3,985,307.25	5,018,522.00	3,301,242.64			0.00
300 INTERDIST PYMNTS WITHIN - WI									
10 R 800 340 500000 000	DISTRICT WIDE/PAYMENTS FOR SER	5,500.00	0.00	4,000.00	0.00	2,000.00			0.00
10 R 800 341 500000 000	DISTRICT WIDE/GEN TUITION-NON-	0.00	4,000.00	0.00	0.00	0.00			0.00
10 R 800 343 500000 000	DISTRICT WIDE/CHGS FOR CO-CURR	1,600.00	3,000.00	3,000.00	0.00	0.00			0.00
10 R 800 345 500000 000	DISTRICT WIDE/GENERAL TUITION-	5,395,593.00	7,766,036.00	0.00	8,730,000.00	0.00			0.00
10 R --- 3-- ----- ---		5,402,693.00	7,773,036.00	7,000.00	8,730,000.00	2,000.00			0.00
500 REV FROM INTERMEDIATE SOURCES									
10 R 800 515 500000 000	DISTRICT WIDE/STATE AID-INTERM	0.00	1,260.00	1,260.00	0.00	0.00			0.00
10 R 800 517 500000 391	DISTRICT WIDE/TRANSIT OF FEDER	2,229.60	6,733.00	0.00	0.00	0.00			0.00
10 R 800 581 500000 000	DISTRICT WIDE/MEDICAID SCHOOL	11,574.67	102,304.73	0.00	0.00	0.00			0.00
10 R --- 5-- ----- ---		13,804.27	110,297.73	1,260.00	0.00	0.00			0.00

				2019-20	2020-21	2020-21	2021-22	2021-22	2022-23
Fd T Loc Obj Func Prj	Fd T Loc Obj Func Prj	ACTUAL	ACTUAL	EXPENDED	BUDGET	EXPENDED	BUDGET		BUDGET
600 REVENUE FROM STATE SOURCES									
10 R 800 612 500000 000	DISTRICT WIDE/TRANSPORTATION A	136,170.24	138,180.00	127,035.00	132,000.00	111,120.00			0.00
10 R 800 613 500000 000	DISTRICT WIDE/LIBRARY AID/	0.00	0.00	0.00	90,000.00	0.00			0.00
10 R 800 613 500000 031	DISTRICT WIDE/LIBRARY AID/Comm	108,935.00	97,676.00	97,676.00	0.00	101,633.00			0.00
10 R 800 619 500000 000	DISTRICT WIDE/OTHER CATEGORICA	34,781.00	37,408.00	6,354.00	0.00	0.00			0.00
10 R 800 619 500000 445	DISTRICT WIDE/OTHER CATEGORICA	178.50	0.00	0.00	0.00	0.00			0.00
10 R 800 621 500000 000	DISTRICT WIDE/EQUALIZATION AID	14,552,401.00	14,923,055.00	9,546,721.00	16,159,298.00	10,503,544.00			0.00
10 R 800 630 500000 297	DISTRICT WIDE/SPECIAL PROJECT	69,940.21	95,253.00	67,563.16	0.00	30,785.71			0.00
10 R 800 630 500000 522	DISTRICT WIDE/SPECIAL PROJECT	4,940.00	5,118.00	0.00	9,940.00	0.00			0.00
10 R 800 630 500000 561	DISTRICT WIDE/SPECIAL PROJECT	4,368.00	0.00	0.00	0.00	0.00			0.00
10 R 800 630 500000 577	DISTRICT WIDE/SPECIAL PROJECT	15,902.62	14,357.59	0.00	14,428.00	0.00			0.00
10 R 800 630 500000 583	DISTRICT WIDE/SPECIAL PROJECT	19,440.00	20,480.00	0.00	0.00	0.00			0.00
10 R 800 690 500000 000	DISTRICT WIDE/OTHER REVENUE FR	130.00	0.00	104.00	0.00	52.00			0.00
10 R 800 691 500000 000	DISTRICT WIDE/COMPUTER AID/	161,127.57	143,440.08	109,186.21	161,128.00	0.00			0.00
10 R 800 695 500000 000	DISTRICT WIDE/STATE CATEGORICA	1,567,104.00	1,551,522.00	1,551,522.00	1,538,660.00	1,538,908.00			0.00
10 R 800 699 500000 000	DISTRICT WIDE/OTHER REVENUE FR	0.00	104.00	0.00	0.00	0.00			0.00
10 R 800 699 500000 698	DISTRICT WIDE/OTHER REVENUE FR	0.00	0.00	0.00	0.00	19,923.08			0.00
10 R 800 699 500000 699	DISTRICT WIDE/OTHER REVENUE FR	114,304.02	0.00	0.00	0.00	0.00			0.00
10 R --- 6-- ----- ---		16,789,722.16	17,026,593.67	11,506,161.37	18,105,454.00	12,305,965.79			0.00
700 REVENUE FROM FEDERAL SOURCES									
10 R 800 713 500000 400	DISTRICT WIDE/VOCATIONAL EDUCA	21,687.46	17,116.45	14,992.76	17,176.00	6,192.42			0.00
10 R 510 730 500000 160	DISTRICT WIDE/SPECIAL PROJECT	0.00	2,553.00	300.00	0.00	4,950.00			0.00
10 R 510 730 500000 365	DISTRICT WIDE/SPECIAL PROJECT	1,106.36	0.00	0.00	0.00	0.00			0.00
10 R 510 730 500000 381	DISTRICT WIDE/SPECIAL PROJECT	348.82	733.95	0.00	0.00	0.00			0.00
10 R 520 730 500000 160	DISTRICT WIDE/SPECIAL PROJECT	0.00	1,045.05	481.45	0.00	2,619.24			0.00
10 R 520 730 500000 365	DISTRICT WIDE/SPECIAL PROJECT	2,508.75	0.00	0.00	0.00	463.00			0.00
10 R 520 730 500000 381	DISTRICT WIDE/SPECIAL PROJECT	1,100.52	0.00	0.00	0.00	0.00			0.00
10 R 800 730 500000 160	DISTRICT WIDE/SPECIAL PROJECT	0.00	280,327.79	201,742.15	0.00	13,942.61			0.00
10 R 800 730 500000 163	DISTRICT WIDE/SPECIAL PROJECT	0.00	0.00	0.00	893,627.00	832,486.32			0.00
10 R 800 730 500000 341	DISTRICT WIDE/SPECIAL PROJECT	74,263.00	74,813.42	43,632.14	76,950.00	18,988.23			0.00
10 R 800 730 500000 365	DISTRICT WIDE/SPECIAL PROJECT	78,445.91	64,500.84	35,739.90	66,902.00	31,474.47			0.00
10 R 800 730 500000 381	DISTRICT WIDE/SPECIAL PROJECT	35,445.11	24,873.81	0.00	25,000.00	1,030.01			0.00
10 R 510 751 500000 141	DISTRICT WIDE/ECIA - CHAPTER 1	0.00	18,243.80	13,338.75	0.00	0.00			0.00
10 R 520 751 500000 141	DISTRICT WIDE/ECIA - CHAPTER 1	11,914.39	5,522.44	4,397.44	0.00	0.00			0.00
10 R 800 751 500000 141	DISTRICT WIDE/ECIA - CHAPTER 1	363,047.99	292,146.95	101,291.16	303,532.06	36,201.64			0.00
10 R 800 780 500000 000	DISTRICT WIDE/FED-DHS/	18,632.15	15,679.86	15,679.86	78,000.00	277,331.00			0.00
10 R 800 780 500000 196	DISTRICT WIDE/FED-DHS/KIDS GET	0.00	0.00	0.00	0.00	37,574.00			0.00

Fd T Loc Obj Func Prj		Fd T Loc Obj Func Prj		2019-20	2020-21	2020-21	2021-22	2021-22	2022-23	
				ACTUAL	ACTUAL	EXPENDED	BUDGET	EXPENDED	BUDGET	
700 REVENUE FROM FEDERAL SOURCES										
10 R	---	7--	-----	---	608,500.46	797,557.36	431,595.61	1,461,187.06	1,263,252.94	0.00
800 OTHER FINANCING SOURCES										
10 R	800	861	500000 000	DISTRICT WIDE/EQUIPMENT SALES/	6,928.10	4,107.00	2,600.00	2,000.00	3,950.50	0.00
10 R	---	8--	-----	---	6,928.10	4,107.00	2,600.00	2,000.00	3,950.50	0.00
900 OTHER REVENUES										
10 R	800	964	500000 000	DISTRICT WIDE/INSURANCE/	0.00	28,436.00	28,436.00	0.00	761.00	0.00
10 R	800	971	500000 000	DISTRICT WIDE/REFUND OF DISB -	62,185.76	84,029.82	75,542.26	45,000.00	85,328.51	0.00
10 R	800	971	500000 619	DISTRICT WIDE/REFUND OF DISB -	23,174.93	30,558.30	30,558.30	0.00	0.00	0.00
10 R	800	972	500000 000	DISTRICT WIDE/REFUND OF DISB -	0.00	2,188.19	2,188.19	0.00	0.00	0.00
10 R	800	990	500000 000	DISTRICT WIDE/MISCELLANEOUS OT	789.39	2,386.47	1,848.47	0.00	1,158.92	0.00
10 R	---	9--	-----	---	86,150.08	147,598.78	138,573.22	45,000.00	87,248.43	0.00
10 -	---	---	-----	---	28,852,381.44	32,309,673.99	16,072,497.45	33,362,163.06	16,963,660.30	0.00
Grand Revenue Totals					28,852,381.44	32,309,673.99	16,072,497.45	33,362,163.06	16,963,660.30	0.00

Number of Accounts: 66

\*\*\*\*\* End of report \*\*\*\*\*

				2022-23		
Fd T Loc Obj Func	Prj	Fd T Loc Obj Func	Prj	FND27REV		
100		OPERATING TRANSFERS - IN				
27 R 800 110 411000 000		TRANSFER FROM FUND 10/TRANSFERS IN - GEN			4,478,596.00	
<u>Bdgt Year</u>	<u>Bdgt Type</u>	<u>Budget Detail Description</u>			<u>Amount</u>	
2022-2023	FND27REV	TRANSFER FROM FUND 10			2,778,596.00	
2022-2023	FND27REV	RVA TRANSFER FOR SPECIAL EDUCATION			1,700,000.00	
27 R --- 1--	-----	---			4,478,596.00	
300		INTERDIST PYMNTS WITHIN - WI				
27 R 800 346 500000 000		DISTRICT WIDE/SPECIAL ED TUITION-NON-OPE			105,000.00	
<u>Bdgt Year</u>	<u>Bdgt Type</u>	<u>Budget Detail Description</u>			<u>Amount</u>	
2022-2023	FND27REV	SOAR CONSORTIUM FEES (OWEN, COLBY, PHILLIPS, GILMAN)			30,000.00	
2022-2023	FND27REV	PER PUPIL CHARGES FOR SOAR STUDENTS			75,000.00	
27 R --- 3--	-----	---			105,000.00	
600		REVENUE FROM STATE SOURCES				
27 R 800 611 500000 011		DISTRICT WIDE/HANDICAPPED AID/SPECIAL ED			1,791,670.00	
<u>Bdgt Year</u>	<u>Bdgt Type</u>	<u>Budget Detail Description</u>			<u>Amount</u>	
2022-2023	FND27REV	CATEGORICAL AID			1,791,670.00	
27 R 800 625 500000 000		DISTRICT WIDE/HIGH COST SPED AID/			75,000.00	
<u>Bdgt Year</u>	<u>Bdgt Type</u>	<u>Budget Detail Description</u>			<u>Amount</u>	
2022-2023	FND27REV	HIGH COST SPECIAL EDUCATION AID			75,000.00	
27 R --- 6--	-----	---			1,866,670.00	
700		REVENUE FROM FEDERAL SOURCES				
27 R 800 730 500000 341		DISTRICT WIDE/SPECIAL PROJECT GRANT/IDEA			600,000.00	
<u>Bdgt Year</u>	<u>Bdgt Type</u>	<u>Budget Detail Description</u>			<u>Amount</u>	
2022-2023	FND27REV	FEDERAL FLOW THROUGH			600,000.00	
27 R 800 780 500000 000		DISTRICT WIDE/FED-DHS/			150,000.00	
<u>Bdgt Year</u>	<u>Bdgt Type</u>	<u>Budget Detail Description</u>			<u>Amount</u>	
2022-2023	FND27REV	MEDICAID REVENUE			150,000.00	
27 R --- 7--	-----	---			750,000.00	
27 - ---	-----	---			7,200,266.00	
Grand Revenue Totals				7,200,266.00		

Number of Accounts: 6

\*\*\*\*\* End of report \*\*\*\*\*

		2019-20		2020-21		2020-21		2021-22		2021-22		2022-23	
Fd	T Loc Obj Func Prj	Fd	T Loc Obj Func Prj	ACTUAL	ACTUAL	EXPENDED	BUDGET	EXPENDED	BUDGET	EXPENDED	BUDGET	EXPENDED	BUDGET
100	OPERATING TRANSFERS - IN												
27	R 600 110 411000 360			0.00	1,187,308.84	0.00	1,747,326.00	0.00		0.00		0.00	
27	R 800 110 411000 000			0.00	2,802,414.32	0.00	2,747,511.00	0.00		0.00		0.00	
27	R 800 110 500000 000			3,877,766.07	0.00	0.00	0.00	0.00		0.00		0.00	
27	R --- 1-- ----- ---			3,877,766.07	3,989,723.16	0.00	4,494,837.00	0.00		0.00		0.00	
200	REVENUE FROM LOCAL SOURCES												
27	R 800 291 500000 000			23,600.00	23,600.00	23,600.00	23,600.00	0.00		0.00		0.00	
27	R --- 2-- ----- ---			23,600.00	23,600.00	23,600.00	23,600.00	0.00		0.00		0.00	
300	INTERDIST PYMNTS WITHIN - WI												
27	R 800 346 500000 000			36,550.67	30,797.00	15,000.00	35,000.00	22,500.00				0.00	
27	R --- 3-- ----- ---			36,550.67	30,797.00	15,000.00	35,000.00	22,500.00				0.00	
500	REV FROM INTERMEDIATE SOURCES												
27	R 800 516 436611 019			0.00	0.00	0.00	0.00	5,376.00				0.00	
27	R 800 516 436670 019			0.00	0.00	0.00	0.00	711.00				0.00	
27	R 800 581 500000 000			140,146.41	246,494.37	0.00	0.00	5,162.51				0.00	
27	R --- 5-- ----- ---			140,146.41	246,494.37	0.00	0.00	11,249.51				0.00	
600	REVENUE FROM STATE SOURCES												
27	R 800 611 500000 011			1,014,798.00	1,411,597.00	1,058,654.00	1,574,385.00	1,289,609.00				0.00	
27	R 800 625 500000 000			131,505.00	163,537.00	0.00	100,000.00	0.00				0.00	
27	R 800 630 500000 451			25,000.00	29,171.59	0.00	0.00	0.00				0.00	
27	R 800 697 500000 000			18,000.00	14,000.00	0.00	0.00	0.00				0.00	
27	R --- 6-- ----- ---			1,189,303.00	1,618,305.59	1,058,654.00	1,674,385.00	1,289,609.00				0.00	
700	REVENUE FROM FEDERAL SOURCES												
27	R 510 730 500000 341			7,798.37	7,117.66	1,073.82	0.00	4,520.02				0.00	
27	R 510 730 500000 347			989.00	115.43	115.43	0.00	0.00				0.00	
27	R 520 730 500000 341			6,016.21	5,083.83	975.00	0.00	71.91				0.00	
27	R 520 730 500000 347			0.00	432.36	432.36	0.00	0.00				0.00	
27	R 800 730 500000 341			452,758.57	434,411.50	237,027.34	438,905.00	262,715.07				0.00	
27	R 800 730 500000 347			20,642.72	23,447.25	19,161.76	24,000.00	5,320.16				0.00	



		2019-20		2020-21		2020-21		2021-22		2021-22		2022-23	
Fd	T Loc Obj Func Prj	Fd	T Loc Obj Func Prj	ACTUAL	ACTUAL	EXPENDED	BUDGET	EXPENDED	BUDGET	EXPENDED	BUDGET	EXPENDED	BUDGET
700		REVENUE FROM FEDERAL SOURCES											
27	R 800 780 500000 000			0.00	0.00	0.00	180,000.00	121,257.42				0.00	
27	R --- 7-- ----- ---			488,204.87	470,608.03	258,785.71	642,905.00	393,884.58				0.00	
27	- --- ----- ---			5,755,571.02	6,379,528.15	1,356,039.71	6,870,727.00	1,717,243.09				0.00	
Grand Revenue Totals				5,755,571.02	6,379,528.15	1,356,039.71	6,870,727.00	1,717,243.09				0.00	

Number of Accounts: 19

\*\*\*\*\* End of report \*\*\*\*\*

										2022-23		
Fd	T	Loc	Obj	Func	Prj	Fd	T	Loc	Obj	Func	Prj	FUND 30
281000 LONG-TERM CAPITAL DEBT												
38	E	800	677	281000	000	LONG-TERM CAPITAL DEBT/LAND CONTRACT PRI					80,000.00	
<u>Bdgt Year</u> <u>Bdgt Type</u> <u>Budget Detail Description</u>											<u>Amount</u>	
2022-2023				FUND 30		LAND CONTRACT PAYMENT					80,000.00	
38	E	---	6--	281000	---						80,000.00	
38	E	---	---	281000	---						80,000.00	
282000 REFINANCING												
38	E	800	675	282000	000	REFINANCING/PRINCIPAL - LONG-TERM BONDS/					77,700.00	
<u>Bdgt Year</u> <u>Bdgt Type</u> <u>Budget Detail Description</u>											<u>Amount</u>	
2022-2023				FUND 30		CAPITAL PROJECT LEVY					77,700.00	
38	E	800	685	282000	000	REFINANCING/INTEREST - LONG-TERM BONDS/					8,037.00	
<u>Bdgt Year</u> <u>Bdgt Type</u> <u>Budget Detail Description</u>											<u>Amount</u>	
2022-2023				FUND 30		INTEREST ON LONG TERM BORROW FOR CAPITAL PROJECT					8,037.00	
38	E	---	6--	282000	---						85,737.00	
38	E	---	---	282000	---						85,737.00	
<hr/>												
Grand Expense Totals											165,737.00	

Number of Accounts: 3

\*\*\*\*\* End of report \*\*\*\*\*

Fd	T	Loc	Obj	Func	Prj	Obj	2019-20 ACTUAL	2020-21 ACTUAL	2020-21 EXPENDED	2021-22 BUDGET	2021-22 EXPENDED	2022-23 BUDGET
281000 LONG-TERM CAPITAL DEBT												
38	E	800	677	281000	000	LAND CONTRACT PRINCIPAL	68,400.00	125,600.00	125,600.00	0.00	0.00	0.00
38	E	800	690	281000	000	OTHER DEBT RETIREMENT	0.00	0.00	0.00	0.00	16,375.00	0.00
38	E	---	6--	281000	---	*DEBT RETIREMENT	68,400.00	125,600.00	125,600.00	0.00	16,375.00	0.00
38	E	---	---	281000	---	*LONG-TERM CAPITAL DEBT	68,400.00	125,600.00	125,600.00	0.00	16,375.00	0.00
282000 REFINANCING												
38	E	800	675	282000	000	PRINCIPAL - LONG-TERM BONDS	175,000.00	0.00	0.00	161,203.00	75,000.00	0.00
38	E	800	685	282000	000	INTEREST - LONG-TERM BONDS	7,000.00	0.00	0.00	0.00	6,203.12	0.00
38	E	---	6--	282000	---	*DEBT RETIREMENT	182,000.00	0.00	0.00	161,203.00	81,203.12	0.00
38	E	---	---	282000	---	*REFINANCING	182,000.00	0.00	0.00	161,203.00	81,203.12	0.00
Grand Expense Totals							250,400.00	125,600.00	125,600.00	161,203.00	97,578.12	0.00

Number of Accounts: 4

\*\*\*\*\* End of report \*\*\*\*\*

											2022-23		
											FUND 30		
Fd	T	Loc	Obj	Func	Prj	Fd	T	Loc	Obj	Func	Prj		
38												Non-Referendum Debt Service	
38	R	800	211	500000	000							DISTRICT WIDE/PROPERTY TAX/	
												165,309.00	
<u>Bdgt Year</u>		<u>Bdgt Type</u>		<u>Budget Detail Description</u>								<u>Amount</u>	
2022-2023		FUND 30		LEVY FUND 38								165,309.00	
38	R	---	2--	-----	---							165,309.00	
38	-	---	---	-----	---							165,309.00	
Grand Revenue Totals											165,309.00		

Number of Accounts: 1

\*\*\*\*\* End of report \*\*\*\*\*

Fd T Loc Obj Func Prj		Fd T Loc Obj Func Prj		2019-20	2020-21	2020-21	2021-22	2021-22	2022-23
				ACTUAL	ACTUAL	EXPENDED	BUDGET	EXPENDED	BUDGET
38		Non-Referendum Debt Service							
38 R 800 110 411000 000		TRANSFER FROM FUND 10/TRANSFER		45,600.00	0.00	0.00	0.00	0.00	0.00
38 R --- 1-- ----- ---				45,600.00	0.00	0.00	0.00	0.00	0.00
38 R 800 211 500000 000		DISTRICT WIDE/PROPERTY TAX/		250,400.00	80,000.00	80,000.00	165,222.00	165,222.00	0.00
38 R 800 280 500000 000		DISTRICT WIDE/INTEREST ON INVE		0.00	0.03	0.00	0.00	0.00	0.00
38 R --- 2-- ----- ---				250,400.00	80,000.03	80,000.00	165,222.00	165,222.00	0.00
38 R 800 968 500000 000		DISTRICT WIDE/DEBT ISSUE PREMI		0.00	0.00	0.00	0.00	16,375.00	0.00
38 R --- 9-- ----- ---				0.00	0.00	0.00	0.00	16,375.00	0.00
38 - --- --- ----- ---				296,000.00	80,000.03	80,000.00	165,222.00	181,597.00	0.00
Grand Revenue Totals				296,000.00	80,000.03	80,000.00	165,222.00	181,597.00	0.00

Number of Accounts: 4

\*\*\*\*\* End of report \*\*\*\*\*

						2022-23	
Fd	T	Loc	Obj	Func	Prj	FUND 30	
281000						LONG-TERM CAPITAL DEBT	
39	E	800	673	281000	000	LONG-TERM CAPITAL DEBT/PRINCIPAL - LONG-	110,000.00
						<u>Bdgt Year</u> <u>Bdgt Type</u> <u>Budget Detail Description</u>	<u>Amount</u>
						2022-2023   FUND 30   DEBT PAYMENT	110,000.00
39	E	800	683	281000	000	LONG-TERM CAPITAL DEBT/INTEREST - LONG-T	2,200.00
						<u>Bdgt Year</u> <u>Bdgt Type</u> <u>Budget Detail Description</u>	<u>Amount</u>
						2022-2023   FUND 30   INTEREST PAYMENT	2,200.00
39	E	---	6--	281000	---		112,200.00
39	E	---	---	281000	---		112,200.00
Grand Expense Totals							112,200.00

Number of Accounts: 2

\*\*\*\*\* End of report \*\*\*\*\*

Fd	T	Loc	Obj	Func	Prj	Obj	2019-20 ACTUAL	2020-21 ACTUAL	2020-21 EXPENDED	2021-22 BUDGET	2021-22 EXPENDED	2022-23 BUDGET
281000 LONG-TERM CAPITAL DEBT												
39	E	800	673	281000	000	PRINCIPAL - LONG-TERM LOANS	410,000.00	2,085,000.00	2,085,000.00	425,000.00	425,000.00	0.00
39	E	800	683	281000	000	INTEREST - LONG-TERM LOANS	58,400.00	93,150.00	93,150.00	26,300.00	26,300.00	0.00
39	E	800	690	281000	000	OTHER DEBT RETIREMENT	0.00	12,900.00	12,900.00	0.00	0.00	0.00
39	E	---	6--	281000	---	*DEBT RETIREMENT	468,400.00	2,191,050.00	2,191,050.00	451,300.00	451,300.00	0.00
39	E	---	---	281000	---	*LONG-TERM CAPITAL DEBT	468,400.00	2,191,050.00	2,191,050.00	451,300.00	451,300.00	0.00
Grand Expense Totals							468,400.00	2,191,050.00	2,191,050.00	451,300.00	451,300.00	0.00

Number of Accounts: 3

\*\*\*\*\* End of report \*\*\*\*\*

											2022-23	
Fd	T	Loc	Obj	Func	Prj	Fd	T	Loc	Obj	Func	Prj	FUND 46
46												
LONG TERM CAP IMP TRUST FUND												
46	R	800	110	411000	000							15,000.00
TRANSFER FROM FUND 10/TRANSFERS IN - GEN												
46	R	---	1--	-----	---							15,000.00
46	-	---	---	-----	---							15,000.00

---

Grand Revenue Totals 15,000.00

Number of Accounts: 1

\*\*\*\*\* End of report \*\*\*\*\*



		2019-20	2020-21	2020-21	2021-22	2021-22	2022-23
		ACTUAL	ACTUAL	EXPENDED	BUDGET	EXPENDED	BUDGET
Fd T Loc Obj Func Prj	Fd T Loc Obj Func Prj						
46	LONG TERM CAP IMP TRUST FUND						
46 R 800 110 411000 000	TRANSFER FROM FUND 10/TRANSFERS IN - G	5,000.00	515,000.00	15,000.00	15,000.00	15,000.00	0.00
46 R --- 1-- ----- ---		5,000.00	515,000.00	15,000.00	15,000.00	15,000.00	0.00
46 R 800 280 500000 000	DISTRICT WIDE/INTEREST ON INVESTMENTS/	5.34	35.56	33.91	100.00	813.20	0.00
46 R 800 291 500000 000	DISTRICT WIDE/GIFTS/	0.00	0.00	0.00	0.00	360.63	0.00
46 R --- 2-- ----- ---		5.34	35.56	33.91	100.00	1,173.83	0.00
46 - --- --- ----- ---		5,005.34	515,035.56	15,033.91	15,100.00	16,173.83	0.00
Grand Revenue Totals		5,005.34	515,035.56	15,033.91	15,100.00	16,173.83	0.00

Number of Accounts: 3

\*\*\*\*\* End of report \*\*\*\*\*

						2022-23							
Fd	T	Loc	Obj	Func	Prj	Fd	T	Loc	Obj	Func	Prj	FUND 50	
50	E	800	310	257000	000	FOOD SERVICES/PERSONAL SERVICES/						110,000.00	
<u>Bdgt Year</u>						<u>Budget Detail Description</u>						<u>Amount</u>	
2022-2023				FUND 50		PER MEAL/ITEM CHRGE PAID TO A'VIANDS FOR CATERING, EXTRA MILK, AND OTHER CHARGES						110,000.00	
50	E	800	310	257000	066	FOOD SERVICES/PERSONAL SERVICES/A'VIANDS						1,000,000.00	
<u>Bdgt Year</u>						<u>Budget Detail Description</u>						<u>Amount</u>	
2022-2023				FUND 50		PER MEAL CHARGE PAID TO A'VIANDS FOR MEALS						1,000,000.00	
50	E	800	310	257000	586	FOOD SERVICES/PERSONAL SERVICES/SUMMER F						45,000.00	
<u>Bdgt Year</u>						<u>Budget Detail Description</u>						<u>Amount</u>	
2022-2023				FUND 50		A'VIANDS EXPENSE FOR SUMMER LUNCHES PER MEAL CHARGE						45,000.00	
50	E	---	3--	257000	---							1,155,000.00	
50	E	---	---	257000	---							1,155,000.00	
50	E	---	---	2570	---							1,155,000.00	
50	E	---	---	257	---							1,155,000.00	
50	E	---	---	25	----							1,155,000.00	
50	E	---	---	2	-----							1,155,000.00	
<hr/>													
Grand Expense Totals												1,155,000.00	

Number of Accounts: 3

\*\*\*\*\* End of report \*\*\*\*\*

Fd	T	Loc	Obj	Func	Prj	Obj	2019-20	2020-21	2020-21	2021-22	2021-22	2022-23
							ACTUAL	ACTUAL	EXPENDED	BUDGET	EXPENDED	BUDGET
50	E	200	440	253000	000	NON-CAPITAL EQUIPMENT	0.00	0.00	0.00	0.00	1,280.00	0.00
50	E	---	4--	253000	---	*NON-CAPITAL OBJECTS	0.00	0.00	0.00	0.00	1,280.00	0.00
50	E	---	---	253000	---	*OPERATION	0.00	0.00	0.00	0.00	1,280.00	0.00
50	E	---	---	2530--	---	*OPERATION	0.00	0.00	0.00	0.00	1,280.00	0.00
50	E	---	---	253---	---	*OPERATION	0.00	0.00	0.00	0.00	1,280.00	0.00
50	E	400	324	254300	000	NON-TECH REPAIRS & MAINTENAN	0.00	0.00	0.00	0.00	1,982.20	0.00
50	E	---	3--	254300	---	*PURCHASED SERVICES	0.00	0.00	0.00	0.00	1,982.20	0.00
50	E	---	---	254300	---	*BUILDING REPAIRS	0.00	0.00	0.00	0.00	1,982.20	0.00
50	E	---	---	2543--	---	*BUILDING REPAIRS	0.00	0.00	0.00	0.00	1,982.20	0.00
50	E	800	324	254490	000	NON-TECH REPAIRS & MAINTENAN	91.00	0.00	0.00	0.00	0.00	0.00
50	E	---	3--	254490	---	*PURCHASED SERVICES	91.00	0.00	0.00	0.00	0.00	0.00
50	E	---	---	254490	---	*OTHER EQUIPMENT REPAIRS	91.00	0.00	0.00	0.00	0.00	0.00
50	E	---	---	2544--	---	*MAINTENANCE - EQUIPMENT	91.00	0.00	0.00	0.00	0.00	0.00
50	E	---	---	254---	---	*MAINTENANCE	91.00	0.00	0.00	0.00	1,982.20	0.00
50	E	100	110	257000	000	CERTIFIED SALARIES	948.28	0.00	0.00	0.00	0.00	0.00
50	E	101	110	257000	000	CERTIFIED SALARIES	19,530.24	67.09	0.00	26,607.00	4,421.67	0.00
50	E	200	110	257000	000	CERTIFIED SALARIES	21,608.41	81.56	0.00	29,347.00	4,897.18	0.00
50	E	200	110	257000	160	CERTIFIED SALARIES	0.00	582.08	582.08	0.00	0.00	0.00
50	E	400	110	257000	000	CERTIFIED SALARIES	27,035.06	0.00	0.00	20,430.00	3,335.79	0.00
50	E	400	110	257000	160	CERTIFIED SALARIES	0.00	1,831.06	1,831.06	0.00	0.00	0.00
50	E	800	110	257000	000	CERTIFIED SALARIES	68,631.19-	0.00	0.00	0.00	0.00	0.00
50	E	800	120	257000	904	CLERICAL SALARIES	0.00	0.00	0.00	11,500.00	8,076.35	0.00
50	E	100	130	257000	091	ASSISTANT SALARIES	0.00	0.00	0.00	12,196.00	0.00	0.00
50	E	800	130	257000	586	ASSISTANT SALARIES	6,691.83	2,170.65	2,319.30	0.00	0.00	0.00
50	E	800	130	257000	904	ASSISTANT SALARIES	0.00	0.00	0.00	0.00	13,773.70	0.00
50	E	---	1--	257000	---	*SALARIES	7,182.63	4,732.44	4,732.44	100,080.00	34,504.69	0.00
50	E	100	212	257000	000	RETIREMENT - EMPLOYER SHARE	58.30	0.00	0.00	0.00	0.00	0.00
50	E	100	212	257000	091	RETIREMENT - EMPLOYER SHARE	0.00	0.00	0.00	823.00	0.00	0.00
50	E	101	212	257000	000	RETIREMENT - EMPLOYER SHARE	1,296.06	4.53	0.00	1,796.00	287.41	0.00
50	E	200	212	257000	000	RETIREMENT - EMPLOYER SHARE	1,287.54	0.00	0.00	1,767.00	278.83	0.00
50	E	200	212	257000	160	RETIREMENT - EMPLOYER SHARE	0.00	39.29	39.29	0.00	0.00	0.00
50	E	400	212	257000	000	RETIREMENT - EMPLOYER SHARE	1,792.31	0.00	0.00	1,379.00	216.83	0.00
50	E	400	212	257000	160	RETIREMENT - EMPLOYER SHARE	0.00	123.60	123.60	0.00	0.00	0.00
50	E	800	212	257000	586	RETIREMENT - EMPLOYER SHARE	2,416.34	6,672.90	6,431.19	0.00	0.00	0.00

Fd	T	Loc	Obj	Func	Prj	Obj	2019-20	2020-21	2020-21	2021-22	2021-22	2022-23
							ACTUAL	ACTUAL	EXPENDED	BUDGET	EXPENDED	BUDGET
50	E	800	212	257000	904	RETIREMENT - EMPLOYER SHARE	0.00	0.00	0.00	0.00	1,430.32	0.00
50	E	800	219	257000	586	RETIREMENT - OTHER	0.00	375.00	0.00	0.00	0.00	0.00
50	E	100	220	257000	000	SOCIAL SECURITY	46.86	0.00	0.00	0.00	0.00	0.00
50	E	100	220	257000	091	SOCIAL SECURITY	0.00	0.00	0.00	756.00	0.00	0.00
50	E	101	220	257000	000	SOCIAL SECURITY	1,210.86	4.16	0.00	1,650.00	274.14	0.00
50	E	200	220	257000	000	SOCIAL SECURITY	1,287.49	5.06	0.00	1,819.00	289.98	0.00
50	E	400	220	257000	000	SOCIAL SECURITY	1,512.66	9.28	0.00	1,267.00	146.80	0.00
50	E	800	220	257000	586	SOCIAL SECURITY	2,211.98	5,714.29	5,477.73	0.00	0.00	0.00
50	E	800	220	257000	904	SOCIAL SECURITY	0.00	0.00	0.00	0.00	1,247.45	0.00
50	E	100	229	257000	000	MEDICARE	10.96	0.00	0.00	0.00	0.00	0.00
50	E	100	229	257000	091	MEDICARE	0.00	0.00	0.00	177.00	0.00	0.00
50	E	101	229	257000	000	MEDICARE	283.19	0.97	0.00	386.00	64.11	0.00
50	E	200	229	257000	000	MEDICARE	301.11	1.18	0.00	426.00	67.81	0.00
50	E	200	229	257000	160	MEDICARE	0.00	8.44	8.44	0.00	0.00	0.00
50	E	400	229	257000	000	MEDICARE	353.76	2.17	0.00	296.00	34.33	0.00
50	E	400	229	257000	160	MEDICARE	0.00	26.56	26.56	0.00	0.00	0.00
50	E	800	229	257000	586	MEDICARE	517.33	1,336.43	1,281.13	0.00	0.00	0.00
50	E	800	229	257000	904	MEDICARE	0.00	0.00	0.00	0.00	291.72	0.00
50	E	100	243	257000	000	DENTAL INSURANCE	152.48	0.00	0.00	0.00	0.00	0.00
50	E	100	243	257000	091	DENTAL INSURANCE	0.00	0.00	0.00	1,001.00	0.00	0.00
50	E	200	243	257000	000	DENTAL INSURANCE	383.32	0.00	0.00	539.00	86.97	0.00
50	E	400	243	257000	000	DENTAL INSURANCE	646.50	0.00	0.00	1,335.00	215.25	0.00
50	E	800	243	257000	586	DENTAL INSURANCE	836.71	2,150.80	2,150.80	0.00	0.00	0.00
50	E	800	243	257000	904	DENTAL INSURANCE	0.00	0.00	0.00	0.00	428.55	0.00
50	E	100	244	257000	000	HEALTH INSURANCE	1,579.54	0.00	0.00	0.00	0.00	0.00
50	E	100	244	257000	091	HEALTH INSURANCE	0.00	0.00	0.00	14,842.00	0.00	0.00
50	E	200	244	257000	000	HEALTH INSURANCE	7,123.50	0.00	0.00	10,314.00	1,764.60	0.00
50	E	400	244	257000	000	HEALTH INSURANCE	9,755.38	465.55-	0.00	19,790.00	3,474.93	0.00
50	E	800	244	257000	000	HEALTH INSURANCE	0.00	1,230.50	0.00	0.00	0.00	0.00
50	E	800	244	257000	586	HEALTH INSURANCE	6,894.61	34,475.95	34,573.45	0.00	0.00	0.00
50	E	800	244	257000	904	HEALTH INSURANCE	0.00	0.00	0.00	0.00	6,310.99	0.00
50	E	100	249	257000	000	HSA BENEFIT	125.00	0.00	0.00	0.00	0.00	0.00
50	E	100	249	257000	091	HSA BENEFIT	0.00	0.00	0.00	1,125.00	0.00	0.00
50	E	200	249	257000	000	HSA BENEFIT	437.50	0.00	0.00	750.00	93.75	0.00
50	E	400	249	257000	000	HSA BENEFIT	687.50	0.00	0.00	1,500.00	187.50	0.00
50	E	800	249	257000	586	HSA BENEFIT	5,138.26	2,562.50	2,000.00	0.00	0.00	0.00
50	E	800	249	257000	904	HSA BENEFIT	0.00	0.00	0.00	0.00	1,090.52	0.00
50	E	100	251	257000	000	INCOME PROTECTION INSURANCE	9.70	0.00	0.00	0.00	0.00	0.00
50	E	100	251	257000	091	INCOME PROTECTION INSURANCE	0.00	0.00	0.00	41.00	0.00	0.00
50	E	101	251	257000	000	INCOME PROTECTION INSURANCE	67.51	0.00	0.00	90.00	15.00	0.00

Fd	T	Loc	Obj	Func	Prj	Obj	2019-20	2020-21	2020-21	2021-22	2021-22	2022-23
							ACTUAL	ACTUAL	EXPENDED	BUDGET	EXPENDED	BUDGET
50	E	200	251	257000	000	INCOME PROTECTION INSURANCE	68.26	0.00	0.00	89.00	14.59	0.00
50	E	400	251	257000	000	INCOME PROTECTION INSURANCE	90.83	0.00	0.00	69.00	11.34	0.00
50	E	800	251	257000	586	INCOME PROTECTION INSURANCE	78.99	301.01	292.78	0.00	0.00	0.00
50	E	800	251	257000	904	INCOME PROTECTION INSURANCE	0.00	0.00	0.00	0.00	69.96	0.00
50	E	800	299	257000	000	MISCELLANEOUS BENEFITS	30,497.44-	0.00	0.00	0.00	0.00	0.00
50	E	800	299	257000	586	MISCELLANEOUS BENEFITS	9,022.11-	50,436.61-	49,493.01-	0.00	0.00	0.00
50	E	---	2--	257000	---	*EMPLOYEE BENEFITS	9,142.79	4,142.46	2,911.96	64,027.00	18,393.68	0.00
50	E	800	310	257000	000	PERSONAL SERVICES	135,350.81	98,689.94	98,153.08	100,000.00	98,035.06	0.00
50	E	800	310	257000	066	PERSONAL SERVICES	646,520.23	2,650.38	2,650.38	1,075,000.00	933,790.84	0.00
50	E	800	310	257000	586	PERSONAL SERVICES	412,127.15	1,189,898.30	1,135,124.67	100,000.00	86,260.10	0.00
50	E	800	324	257000	000	NON-TECH REPAIRS & MAINTENAN	60,257.87	28,016.11	7,208.06	15,000.00	10,018.88	0.00
50	E	800	342	257000	586	EMPLOYEE TRAVEL	11,738.06	4,299.24	4,299.24	0.00	0.00	0.00
50	E	800	348	257000	000	FUEL	0.00	0.00	0.00	0.00	398.72	0.00
50	E	800	348	257000	586	FUEL	0.00	0.00	0.00	0.00	398.72	0.00
50	E	800	351	257000	000	ADVERTISING	40.50	0.00	0.00	0.00	0.00	0.00
50	E	800	351	257000	586	ADVERTISING	0.00	249.75	0.00	0.00	165.38	0.00
50	E	800	387	257000	000	PAYMENT TO STATE	0.00	32,275.51	32,275.51	26,000.00	21,693.14	0.00
50	E	800	387	257000	547	PAYMENT TO STATE	2,773.70	2,773.70-	2,773.70-	0.00	0.00	0.00
50	E	---	3--	257000	---	*PURCHASED SERVICES	1,268,808.32	1,353,305.53	1,276,937.24	1,316,000.00	1,150,760.84	0.00
50	E	200	411	257000	000	GENERAL SUPPLIES	0.00	0.00	0.00	0.00	1,005.78	0.00
50	E	800	411	257000	000	GENERAL SUPPLIES	206.17	416.61	402.36	0.00	1,326.43	0.00
50	E	800	440	257000	000	NON-CAPITAL EQUIPMENT	5,376.97	4,746.25	4,521.25	0.00	23,190.13	0.00
50	E	800	440	257000	586	NON-CAPITAL EQUIPMENT	0.00	1,905.00	1,905.00	0.00	0.00	0.00
50	E	---	4--	257000	---	*NON-CAPITAL OBJECTS	5,583.14	7,067.86	6,828.61	0.00	25,522.34	0.00
50	E	800	551	257000	000	EQUIP ADDITION - NON-F/A	63,975.00	84,088.75	43,468.75	0.00	4,695.00	0.00
50	E	800	553	257000	000	EQUIP - F/A ADDITION	0.00	11,675.00	0.00	0.00	0.00	0.00
50	E	800	563	257000	000	EQUIP - F/A REPLACEMENT	19,060.00	0.00	0.00	0.00	0.00	0.00
50	E	---	5--	257000	---	*CAPITAL OBJECTS	83,035.00	95,763.75	43,468.75	0.00	4,695.00	0.00
50	E	800	940	257000	000	DUES AND FEES	0.00	0.00	0.00	0.00	465.94	0.00
50	E	---	9--	257000	---	*OTHER EXPENDITURES	0.00	0.00	0.00	0.00	465.94	0.00
50	E	---	---	257000	---	*FOOD SERVICES	1,373,751.88	1,465,012.04	1,334,879.00	1,480,107.00	1,234,342.49	0.00
50	E	---	---	2570--	---	*FOOD SERVICES	1,373,751.88	1,465,012.04	1,334,879.00	1,480,107.00	1,234,342.49	0.00
50	E	---	---	257---	---	*FOOD SERVICES	1,373,751.88	1,465,012.04	1,334,879.00	1,480,107.00	1,234,342.49	0.00
50	E	---	---	25----	---	*BUSINESS ADMINISTRATION	1,373,842.88	1,465,012.04	1,334,879.00	1,480,107.00	1,237,604.69	0.00

Fd	T	Loc	Obj	Func	Prj	Obj	2019-20	2020-21	2020-21	2021-22	2021-22	2022-23
							ACTUAL	ACTUAL	EXPENDED	BUDGET	EXPENDED	BUDGET
50	E	800	360	295000	000	TECHNOLOGY & SOFTWARE SERVIC	5,879.00	6,102.00	6,102.00	6,334.00	6,334.00	0.00
50	E	---	3--	295000	---	*PURCHASED SERVICES	5,879.00	6,102.00	6,102.00	6,334.00	6,334.00	0.00
50	E	---	---	295000	---	*ADMINISTRATIVE TECHNOLOGY S	5,879.00	6,102.00	6,102.00	6,334.00	6,334.00	0.00
50	E	---	---	2950--	---	*ADMINISTRATIVE TECHNOLOGY S	5,879.00	6,102.00	6,102.00	6,334.00	6,334.00	0.00
50	E	---	---	295---	---	*ADMINISTRATIVE TECHNOLOGY S	5,879.00	6,102.00	6,102.00	6,334.00	6,334.00	0.00
50	E	---	---	29----	---	*OTHER SUPPORT SERVICES	5,879.00	6,102.00	6,102.00	6,334.00	6,334.00	0.00
50	E	---	---	2-----	---	*SUPPORT SERVICES	1,379,721.88	1,471,114.04	1,340,981.00	1,486,441.00	1,243,938.69	0.00
50	-	---	---	-----	---	*FOOD SERVICE FUND	1,379,721.88	1,471,114.04	1,340,981.00	1,486,441.00	1,243,938.69	0.00
Grand Expense Totals							1,379,721.88	1,471,114.04	1,340,981.00	1,486,441.00	1,243,938.69	0.00

Number of Accounts: 88

\*\*\*\*\* End of report \*\*\*\*\*

				2022-23											
Fd	T	Loc	Obj	Func	Prj	Fd	T	Loc	Obj	Func	Prj	FUND 50			
50												FOOD SERVICE FUND			
50	R	800	251	257000	000							300,000.00			
												<u>Bdgt Year</u>	<u>Bdgt Type</u>	<u>Budget Detail Description</u>	<u>Amount</u>
												2022-2023	FUND 50	PAYMENTS FROM STUDENTS/LUNCH	300,000.00
50	R	800	251	257210	000							15,000.00			
												<u>Bdgt Year</u>	<u>Bdgt Type</u>	<u>Budget Detail Description</u>	<u>Amount</u>
												2022-2023	FUND 50	PAYMENTS FROM STUDENTS/BREAKFAST	15,000.00
50	R	800	251	257250	000	A LA	CARTE/PUPILS/					80,000.00			
												<u>Bdgt Year</u>	<u>Bdgt Type</u>	<u>Budget Detail Description</u>	<u>Amount</u>
												2022-2023	FUND 50	ALACARTE ITEMS & ADDITIONAL ENTRES	80,000.00
50	R	800	259	257000	000							40,000.00			
												<u>Bdgt Year</u>	<u>Bdgt Type</u>	<u>Budget Detail Description</u>	<u>Amount</u>
												2022-2023	FUND 50	CATERING & CHARGE TICKETS	40,000.00
50	R	---	2--	-----	---							435,000.00			
50	R	800	617	257000	000							11,500.00			
												<u>Bdgt Year</u>	<u>Bdgt Type</u>	<u>Budget Detail Description</u>	<u>Amount</u>
												2022-2023	FUND 50	STATE AID FOR LUNCH MEALS	11,500.00
50	R	800	617	257210	000							2,500.00			
												<u>Bdgt Year</u>	<u>Bdgt Type</u>	<u>Budget Detail Description</u>	<u>Amount</u>
												2022-2023	FUND 50	STATE AID FOR BREAKFAST	2,500.00
50	R	800	617	257240	000							4,000.00			
												<u>Bdgt Year</u>	<u>Bdgt Type</u>	<u>Budget Detail Description</u>	<u>Amount</u>
												2022-2023	FUND 50	WI SCHOOL DAY MILK PROGRAM	4,000.00
50	R	---	6--	-----	---							18,000.00			
50	R	800	714	257000	000							100,000.00			
												<u>Bdgt Year</u>	<u>Bdgt Type</u>	<u>Budget Detail Description</u>	<u>Amount</u>
												2022-2023	FUND 50	VALUE OF DONATED COMMODITIES REIMBURSED BY A'VIANDS	100,000.00
50	R	800	717	257000	000							425,000.00			
												<u>Bdgt Year</u>	<u>Bdgt Type</u>	<u>Budget Detail Description</u>	<u>Amount</u>
												2022-2023	FUND 50	FEDERAL REIMBURSEMENT/FREE & REDUCED LUNCHES	425,000.00
50	R	800	717	257000	586							40,000.00			
												<u>Bdgt Year</u>	<u>Bdgt Type</u>	<u>Budget Detail Description</u>	<u>Amount</u>
												2022-2023	FUND 50	REIMBURSEMENT FOR SUMMER SCHOOL LUNCHES	40,000.00
50	R	800	717	257210	000							50,000.00			
												<u>Bdgt Year</u>	<u>Bdgt Type</u>	<u>Budget Detail Description</u>	<u>Amount</u>
												2022-2023	FUND 50	FEDERAL REIMBURSEMENTS/FREE & REDUCED BREAKFAST	50,000.00
50	R	800	717	257210	586							15,000.00			
												<u>Bdgt Year</u>	<u>Bdgt Type</u>	<u>Budget Detail Description</u>	<u>Amount</u>
												2022-2023	FUND 50	SUMMER SCHOOL REIMBURSEMENTS FOR MEALS	15,000.00
50	R	---	7--	-----	---							630,000.00			
50	-	---	---	-----	---							1,083,000.00			
Grand Revenue Totals											1,083,000.00				

Number of Accounts: 12

\*\*\*\*\* End of report \*\*\*\*\*

			2019-20	2020-21	2020-21	2021-22	2021-22	2022-23
Fd T Loc Obj Func Prj	Fd T Loc Obj Func Prj		ACTUAL	ACTUAL	EXPENDED	BUDGET	EXPENDED	BUDGET
50 R 800 251 257000 000	FOOD SERVICES/PUPILS/		334,259.95	2,601.92-	2,210.86-	0.00	9,017.67	0.00
50 R 800 251 257210 000	BREAKFAST/PUPILS/		16,198.75	0.00	0.00	0.00	33.32	0.00
50 R 800 251 257250 000	A LA CARTE/PUPILS/		93,098.20	66,531.80	66,531.80	80,000.00	58,737.40	0.00
50 R 800 252 257000 000	FOOD SERVICES/ADULTS/		1,762.60	4,256.40	0.00	0.00	0.00	0.00
50 R 800 252 257210 000	BREAKFAST/ADULTS/		0.00	12.00	12.00	0.00	0.00	0.00
50 R 800 259 257000 000	FOOD SERVICES/OTHER FOOD SERVI		30,448.89	26,272.68	25,236.15	20,000.00	36,940.12	0.00
50 R 800 291 257000 000	FOOD SERVICES/GIFTS/		0.00	0.00	0.00	0.00	2,000.00	0.00
50 R 800 291 500000 000	DISTRICT WIDE/GIFTS/		1,407.00	0.00	0.00	0.00	0.00	0.00
50 R --- 2-- ----- ---			477,175.39	94,470.96	89,569.09	100,000.00	106,728.51	0.00
50 R 800 617 257000 000	FOOD SERVICES/FOOD SERVICE AID		12,458.06	11,907.13	0.00	11,500.00	0.00	0.00
50 R 800 617 257210 000	BREAKFAST/FOOD SERVICE AID - S		2,845.70	3,196.07	0.00	2,500.00	0.00	0.00
50 R 800 617 257240 000	MILK/FOOD SERVICE AID - STATE/		5,462.97	4,050.64	0.00	5,000.00	0.00	0.00
50 R --- 6-- ----- ---			20,766.73	19,153.84	0.00	19,000.00	0.00	0.00
50 R 800 714 257000 000	FOOD SERVICES/DONATED COMMODIT		83,093.75	84,565.03	84,565.03	100,000.00	97,133.66	0.00
50 R 800 717 257000 000	FOOD SERVICES/FOOD SERVICE AID		297,987.36	1,443.18	1,443.18	0.00	870,328.00	0.00
50 R 800 717 257000 547	FOOD SERVICES/FOOD SERVICE AID		0.00	0.00	0.00	0.00	39,350.98	0.00
50 R 800 717 257000 586	FOOD SERVICES/FOOD SERVICE AID		337,353.31	1,195,683.70	1,145,984.96	1,215,000.00	74,753.19	0.00
50 R 800 717 257210 000	BREAKFAST/FOOD SERVICE AID - F		50,112.94	0.00	0.00	0.00	376,325.99	0.00
50 R 800 717 257210 586	BREAKFAST/FOOD SERVICE AID - F		181,248.13	387,769.61	363,078.13	285,000.00	39,670.87	0.00
50 R --- 7-- ----- ---			949,795.49	1,669,461.52	1,595,071.30	1,600,000.00	1,497,562.69	0.00
50 - --- --- ----- ---			1,447,737.61	1,783,086.32	1,684,640.39	1,719,000.00	1,604,291.20	0.00
Grand Revenue Totals			1,447,737.61	1,783,086.32	1,684,640.39	1,719,000.00	1,604,291.20	0.00

Number of Accounts: 17

\*\*\*\*\* End of report \*\*\*\*\*



										2022-23			
Fd	T	Loc	Obj	Func	Prj	Fd	T	Loc	Obj	Func	Prj	FUND	80
80	E	800	150	232200	000								12,500.00
						COMMUNITY RELATIONS/CHAPERONE PAY/							
						<u>Bdgt Year</u>	<u>Bdgt Type</u>	<u>Budget Detail Description</u>				<u>Amount</u>	
						2022-2023	FUND 80	COMMUNITY RELATIONS/CHAPERONE PAY				12,500.00	
80	E	---	1--	232200	---								12,500.00
80	E	800	212	232200	000								1,000.00
						COMMUNITY RELATIONS/RETIREMENT - EMPLOYE							
						<u>Bdgt Year</u>	<u>Bdgt Type</u>	<u>Budget Detail Description</u>				<u>Amount</u>	
						2022-2023	FUND 80	SOCIAL SECURITY				1,000.00	
80	E	800	220	232200	000								185.00
						COMMUNITY RELATIONS/SOCIAL SECURITY/							
						<u>Bdgt Year</u>	<u>Bdgt Type</u>	<u>Budget Detail Description</u>				<u>Amount</u>	
						2022-2023	FUND 80	MEDICARE				185.00	
80	E	---	2--	232200	---								1,185.00
80	E	800	381	232200	000								50,000.00
						COMMUNITY RELATIONS/PAYMENT TO MUNICIPAL							
						<u>Bdgt Year</u>	<u>Bdgt Type</u>	<u>Budget Detail Description</u>				<u>Amount</u>	
						2022-2023	FUND 80	POLICE LIASON OFFICER				50,000.00	
80	E	---	3--	232200	---								50,000.00
80	E	---	---	232200	---								63,685.00
80	E	800	460	254490	000								10,000.00
						OTHER EQUIPMENT REPAIRS/EQUIPMENT COMPON							
						<u>Bdgt Year</u>	<u>Bdgt Type</u>	<u>Budget Detail Description</u>				<u>Amount</u>	
						2022-2023	FUND 80	REPAIR TO FITNESS EQUIPMENT AT MAMS & MASH				10,000.00	
80	E	---	4--	254490	---								10,000.00
80	E	---	---	254490	---								10,000.00
80	E	800	110	310000	735								18,000.00
						COMMUNITY SRVCS - ADULT EDUC/CERTIFIED S							
						<u>Bdgt Year</u>	<u>Bdgt Type</u>	<u>Budget Detail Description</u>				<u>Amount</u>	
						2022-2023	FUND 80	MADA WAGES				18,000.00	
80	E	---	1--	310000	---								18,000.00
80	E	800	212	310000	735								1,300.00
						COMMUNITY SRVCS - ADULT EDUC/RETIREMENT							
						<u>Bdgt Year</u>	<u>Bdgt Type</u>	<u>Budget Detail Description</u>				<u>Amount</u>	
						2022-2023	FUND 80	MADA - RETIREMENT				1,300.00	
80	E	800	220	310000	735								1,200.00
						COMMUNITY SRVCS - ADULT EDUC/SOCIAL SECU							
						<u>Bdgt Year</u>	<u>Bdgt Type</u>	<u>Budget Detail Description</u>				<u>Amount</u>	
						2022-2023	FUND 80	MADA SOCIAL SECURITY				1,200.00	
80	E	800	229	310000	735								300.00
						COMMUNITY SRVCS - ADULT EDUC/MEDICARE/MA							
						<u>Bdgt Year</u>	<u>Bdgt Type</u>	<u>Budget Detail Description</u>				<u>Amount</u>	
						2022-2023	FUND 80	MEDICARE				300.00	
80	E	---	2--	310000	---								2,800.00
80	E	800	351	310000	735								1,000.00
						COMMUNITY SRVCS - ADULT EDUC/ADVERTISING							
						<u>Bdgt Year</u>	<u>Bdgt Type</u>	<u>Budget Detail Description</u>				<u>Amount</u>	
						2022-2023	FUND 80	MADA ADVERTISING				1,000.00	
80	E	---	3--	310000	---								1,000.00
80	E	800	411	310000	735								700.00
						COMMUNITY SRVCS - ADULT EDUC/GENERAL SUP							
						<u>Bdgt Year</u>	<u>Bdgt Type</u>	<u>Budget Detail Description</u>				<u>Amount</u>	
						2022-2023	FUND 80	MADA SUPPLIES				700.00	
80	E	---	4--	310000	---								700.00
80	E	---	---	310000	---								22,500.00
80	E	800	140	393000	000								20,000.00
						RECREATION ATHLETIC COMM SRVC/STUDENT SA							
						<u>Bdgt Year</u>	<u>Bdgt Type</u>	<u>Budget Detail Description</u>				<u>Amount</u>	
						2022-2023	FUND 80	LIFEGUARDS				20,000.00	
80	E	---	1--	393000	---								20,000.00
80	E	800	220	393000	000								1,000.00
						RECREATION ATHLETIC COMM SRVC/SOCIAL SEC							
						<u>Bdgt Year</u>	<u>Bdgt Type</u>	<u>Budget Detail Description</u>				<u>Amount</u>	
						2022-2023	FUND 80	SOCIAL SECURITY FOR POOL WORKERS				1,000.00	
80	E	800	229	393000	000								250.00
						RECREATION ATHLETIC COMM SRVC/MEDICARE/							
						<u>Bdgt Year</u>	<u>Bdgt Type</u>	<u>Budget Detail Description</u>				<u>Amount</u>	
						2022-2023	FUND 80	MEDICARE				250.00	
80	E	---	2--	393000	---								1,250.00
80	E	800	940	393000	000								450.00
						RECREATION ATHLETIC COMM SRVC/DUES AND F							

										2022-23			
Fd	T	Loc	Obj	Func	Prj	Fd	T	Loc	Obj	Func	Prj	FUND	80
80	E	800	940	393000	000	(continued)							
80	E	800	940	393000	000	(continued)							
Bdgt	Year	Bdgt	Type	Budget Detail Description								Amount	
2022-2023		FUND	80	DUES FOR POOL WORKERS								450.00	
80	E	---	9--	393000	---							450.00	
80	E	---	---	393000	---							21,700.00	
Grand Expense Totals											117,885.00		

Number of Accounts: 15

\*\*\*\*\* End of report \*\*\*\*\*

Fd	T	Loc	Obj	Func	Prj	Obj	2019-20	2020-21	2020-21	2021-22	2021-22	2022-23
							ACTUAL	ACTUAL	EXPENDED	BUDGET	EXPENDED	BUDGET
230000 GENERAL ADMINISTRATION												
80	E	800	359	230000	000	OTHER COMMUNICATIONS	370.92	369.12	338.52	0.00	306.02	0.00
80	E	800	---	230000	---	*DISTRICT WIDE	370.92	369.12	338.52	0.00	306.02	0.00
80	E	---	---	230000	---	*GENERAL ADMINISTRATION	370.92	369.12	338.52	0.00	306.02	0.00
232200 COMMUNITY RELATIONS												
80	E	800	150	232200	000	CHAPERONE PAY	368.50	6,737.50	6,300.00	12,500.00	9,676.80	0.00
80	E	800	212	232200	000	RETIREMENT - EMPLOYER SHARE	0.00	54.33	54.33	1,000.00	119.83	0.00
80	E	800	220	232200	000	SOCIAL SECURITY	22.85	413.85	386.72	185.00	595.59	0.00
80	E	800	229	232200	000	MEDICARE	5.34	96.83	90.49	0.00	139.36	0.00
80	E	800	351	232200	000	ADVERTISING	0.00	0.00	0.00	500.00	0.00	0.00
80	E	800	381	232200	000	PAYMENT TO MUNICIPALITY	45,475.10	47,787.92	0.00	45,000.00	0.00	0.00
80	E	800	---	232200	---	*DISTRICT WIDE	45,871.79	55,090.43	6,831.54	59,185.00	10,531.58	0.00
80	E	---	---	232200	---	*COMMUNITY RELATIONS	45,871.79	55,090.43	6,831.54	59,185.00	10,531.58	0.00
240000 BUILDING ADMINISTRATION												
80	E	800	411	240000	000	GENERAL SUPPLIES	0.00	304.15	304.15	0.00	191.33	0.00
80	E	800	420	240000	000	APPAREL	168.00	0.00	0.00	0.00	0.00	0.00
80	E	800	940	240000	000	DUES AND FEES	150.00	315.00	245.00	0.00	135.00	0.00
80	E	800	110	240000	735	CERTIFIED SALARIES	308.01	736.32	659.32	0.00	38.50	0.00
80	E	800	212	240000	735	RETIREMENT - EMPLOYER SHARE	20.43	49.71	44.51	0.00	2.60	0.00
80	E	800	220	240000	735	SOCIAL SECURITY	18.64	43.08	38.87	0.00	2.34	0.00
80	E	800	229	240000	735	MEDICARE	4.35	10.08	9.09	0.00	0.55	0.00
80	E	800	411	240000	735	GENERAL SUPPLIES	0.00	50.00	50.00	0.00	405.00	0.00
80	E	800	---	240000	---	*DISTRICT WIDE	669.43	1,508.34	1,350.94	0.00	775.32	0.00
80	E	---	---	240000	---	*BUILDING ADMINISTRATION	669.43	1,508.34	1,350.94	0.00	775.32	0.00
254200 SITE REPAIRS												
80	E	800	324	254200	000	NON-TECH REPAIRS & MAINTENAN	0.00	0.00	0.00	0.00	29,400.00	0.00
80	E	800	---	254200	---	*DISTRICT WIDE	0.00	0.00	0.00	0.00	29,400.00	0.00
80	E	---	---	254200	---	*SITE REPAIRS	0.00	0.00	0.00	0.00	29,400.00	0.00

Fd	T	Loc	Obj	Func	Prj	Obj	2019-20	2020-21	2020-21	2021-22	2021-22	2022-23
							ACTUAL	ACTUAL	EXPENDED	BUDGET	EXPENDED	BUDGET
254490 OTHER EQUIPMENT REPAIRS												
80	E	800	460	254490	000	EQUIPMENT COMPONENTS	0.00	0.00	0.00	10,000.00	102.99	0.00
80	E	800	---	254490	---	*DISTRICT WIDE	0.00	0.00	0.00	10,000.00	102.99	0.00
80	E	---	---	254490	---	*OTHER EQUIPMENT REPAIRS	0.00	0.00	0.00	10,000.00	102.99	0.00
310000 COMMUNITY SRVCS - ADULT EDUC												
80	E	800	351	310000	000	ADVERTISING	1,285.00	90.00	90.00	0.00	0.00	0.00
80	E	800	480	310000	000	NON-CAPITAL TECHNOLOGY	384.00	0.00	0.00	0.00	0.00	0.00
80	E	800	110	310000	735	CERTIFIED SALARIES	0.00	0.00	0.00	18,000.00	9,000.00	0.00
80	E	800	212	310000	735	RETIREMENT - EMPLOYER SHARE	0.00	0.00	0.00	0.00	607.50	0.00
80	E	800	220	310000	735	SOCIAL SECURITY	0.00	0.00	0.00	0.00	541.93	0.00
80	E	800	229	310000	735	MEDICARE	0.00	0.00	0.00	0.00	126.75	0.00
80	E	800	351	310000	735	ADVERTISING	0.00	0.00	0.00	0.00	872.00	0.00
80	E	800	389	310000	735	PAYMENT TO WTCS DISTRICT	0.00	0.00	0.00	0.00	5,000.00-	0.00
80	E	800	411	310000	735	GENERAL SUPPLIES	0.00	491.00	491.00	0.00	393.68	0.00
80	E	800	---	310000	---	*DISTRICT WIDE	1,669.00	581.00	581.00	18,000.00	6,541.86	0.00
80	E	---	---	310000	---	*COMMUNITY SRVCS - ADULT EDU	1,669.00	581.00	581.00	18,000.00	6,541.86	0.00
390000 COMMUNITY SERVICES - OTHER												
80	E	800	110	390000	901	CERTIFIED SALARIES	0.00	4,307.22	3,493.78	174,537.00	56,557.22	0.00
80	E	800	120	390000	901	CLERICAL SALARIES	0.00	1,156.81	506.53	0.00	3,874.68	0.00
80	E	800	212	390000	901	RETIREMENT - EMPLOYER SHARE	0.00	78.09	34.19	2,766.00	3,937.69	0.00
80	E	800	220	390000	901	SOCIAL SECURITY	0.00	332.16	241.41	2,539.00	3,654.40	0.00
80	E	800	229	390000	901	MEDICARE	0.00	77.68	56.46	377.00	854.73	0.00
80	E	800	243	390000	901	DENTAL INSURANCE	0.00	0.00	0.00	1,418.00	404.88	0.00
80	E	800	244	390000	901	HEALTH INSURANCE	0.00	0.00	0.00	20,468.00	6,469.14	0.00
80	E	800	249	390000	901	HSA BENEFIT	0.00	0.00	0.00	1,500.00	1,132.78	0.00
80	E	800	251	390000	901	INCOME PROTECTION INSURANCE	0.00	0.00	0.00	72.00	91.46	0.00
80	E	800	310	390000	901	PERSONAL SERVICES	0.00	775.00	900.00	0.00	1,900.00	0.00
80	E	800	328	390000	901	BUILDING RENTAL	0.00	0.00	0.00	0.00	100.00	0.00
80	E	800	351	390000	901	ADVERTISING	0.00	3,082.00	1,203.50	0.00	12,902.88	0.00
80	E	800	355	390000	901	TELEPHONE	0.00	0.00	0.00	0.00	45.00	0.00
80	E	800	360	390000	901	TECHNOLOGY & SOFTWARE SERVIC	0.00	189.70	189.70	0.00	49.00	0.00
80	E	800	382	390000	901	INTERDISTRICT PAYMENT IN - W	0.00	0.00	0.00	0.00	14,000.00	0.00
80	E	800	411	390000	901	GENERAL SUPPLIES	0.00	872.25	0.00	0.00	5,779.59	0.00

Fd	T	Loc	Obj	Func	Prj	Obj	2019-20 ACTUAL	2020-21 ACTUAL	2020-21 EXPENDED	2021-22 BUDGET	2021-22 EXPENDED	2022-23 BUDGET
390000 COMMUNITY SERVICES - OTHER												
80	E	800	940	390000	901	DUES AND FEES	0.00	0.00	0.00	0.00	525.00	0.00
80	E	800	---	390000	---	*DISTRICT WIDE	0.00	10,870.91	6,625.57	203,677.00	112,278.45	0.00
80	E	---	---	390000	---	*COMMUNITY SERVICES - OTHER	0.00	10,870.91	6,625.57	203,677.00	112,278.45	0.00
393000 RECREATION ATHLETIC COMM SRVC												
80	E	800	140	393000	000	STUDENT SALARIES	0.00	12,297.75	12,102.75	15,000.00	15,300.00	0.00
80	E	800	220	393000	000	SOCIAL SECURITY	0.00	610.41	598.32	4,100.00	886.65	0.00
80	E	800	229	393000	000	MEDICARE	0.00	142.79	139.96	250.00	207.44	0.00
80	E	800	940	393000	000	DUES AND FEES	0.00	0.00	0.00	450.00	0.00	0.00
80	E	800	---	393000	---	*DISTRICT WIDE	0.00	13,050.95	12,841.03	19,800.00	16,394.09	0.00
80	E	---	---	393000	---	*RECREATION ATHLETIC COMM SR	0.00	13,050.95	12,841.03	19,800.00	16,394.09	0.00
491000 SPEC REV TRANSFERS TO OTHER												
80	E	800	937	491000	901	FEDERAL GRANT TRANSITS	0.00	7,500.00	4,500.00	0.00	8,250.00	0.00
80	E	800	---	491000	---	*DISTRICT WIDE	0.00	7,500.00	4,500.00	0.00	8,250.00	0.00
80	E	---	---	491000	---	*SPEC REV TRANSFERS TO OTHER	0.00	7,500.00	4,500.00	0.00	8,250.00	0.00
<b>Grand Expense Totals</b>							<b>48,581.14</b>	<b>88,970.75</b>	<b>33,068.60</b>	<b>310,662.00</b>	<b>184,580.31</b>	<b>0.00</b>

Number of Accounts: 48

\*\*\*\*\* End of report \*\*\*\*\*



		2019-20		2020-21		2020-21		2021-22		2021-22		2022-23	
Fd	T Loc Obj Func Prj	Fd	T Loc Obj Func Prj	ACTUAL	ACTUAL	EXPENDED	BUDGET	EXPENDED	BUDGET	EXPENDED	BUDGET	EXPENDED	BUDGET
80	COMMUNITY SERVICE FUND												
80 R	800 211 500000 000			258,495.00	258,495.00	258,495.00	317,928.00	317,928.00				0.00	
80 R	800 240 500000 740			10,126.00	0.00	0.00	0.00	0.00				0.00	
80 R	800 259 500000 740			10,793.25	8,338.50	8,338.50	8,300.00	0.00				0.00	
80 R	800 272 500000 000			1,209.30	18,093.00	17,871.00	18,000.00	6,598.75				0.00	
80 R	800 272 500000 740			0.00	14,573.63	16,358.25	25,500.00	27,577.75				0.00	
80 R	--- 2-- ----- ---			280,623.55	299,500.13	301,062.75	369,728.00	352,104.50				0.00	
80 R	800 791 500000 901			0.00	18,370.91	971.32	167,660.00	96,924.39				0.00	
80 R	--- 7-- ----- ---			0.00	18,370.91	971.32	167,660.00	96,924.39				0.00	
80	- --- --- ----- ---			280,623.55	317,871.04	302,034.07	537,388.00	449,028.89				0.00	
<b>Grand Revenue Totals</b>				280,623.55	317,871.04	302,034.07	537,388.00	449,028.89				0.00	

Number of Accounts: 6

\*\*\*\*\* End of report \*\*\*\*\*

										2022-23			
Fd	T	Loc	Obj	Func	Prj	Fd	T	Loc	Obj	Func	Prj	FND 99 REV	
99												OTHER PKG/COOP PROGRAM FUNDS	
99	R	600	110	411000	360							TRANSFER FROM FUND 10/TRANSFERS IN - GEN	8,800,542.00
												<u>Bdgt Year</u> <u>Bdgt Type</u> <u>Budget Detail Description</u> <u>Amount</u>	
												2022-2023   FND 99 REV   TRANSFER FROM FUND 10 (OPEN ENROLLMENT TRANSFER)	8,800,542.00
99	R	---	1--	-----	---								8,800,542.00
99	R	600	341	500000	360							DISTRICT WIDE/GEN TUITION-NON-OPEN ENROL	4,634,129.00
												<u>Bdgt Year</u> <u>Bdgt Type</u> <u>Budget Detail Description</u> <u>Amount</u>	
												2022-2023   FND 99 REV   REVENUE FROM AFFILIATE & CONSORTIUM MEMBERS	4,634,129.00
99	R	---	3--	-----	---								4,634,129.00
99	-	---	---	-----	---								13,434,671.00
Grand Revenue Totals											13,434,671.00		

Number of Accounts: 2

\*\*\*\*\* End of report \*\*\*\*\*



		2019-20		2020-21		2020-21		2021-22		2021-22		2022-23	
Fd	T Loc Obj Func Prj	Fd T Loc Obj Func Prj	ACTUAL	ACTUAL	EXPENDED	BUDGET	EXPENDED	BUDGET	EXPENDED	BUDGET	EXPENDED	BUDGET	
100	OPERATING TRANSFERS - IN												
99	R 600 110 410000 360	INTERFUND OPERATING TRANSFERS/	3,874,092.99	0.00	0.00	0.00	0.00	0.00	0.00	0.00	0.00	0.00	
99	R 600 110 411000 360	TRANSFER FROM FUND 10/TRANSFER	0.00	5,166,228.37	0.00	5,788,912.00	0.00	5,788,912.00	0.00	0.00	0.00	0.00	
99	R --- 1-- ----- ---		3,874,092.99	5,166,228.37	0.00	5,788,912.00	0.00	5,788,912.00	0.00	0.00	0.00	0.00	
200	REVENUE FROM LOCAL SOURCES												
99	R 600 264 500000 360	DISTRICT WIDE/NON CAPITAL SURP	0.00	0.00	0.00	0.00	0.00	0.00	1,693.00	0.00	0.00	0.00	
99	R 600 270 500000 360	DISTRICT WIDE/SCHOOL ACTIVITY	590.00	0.00	0.00	0.00	0.00	0.00	0.00	0.00	0.00	0.00	
99	R 600 279 500000 360	DISTRICT WIDE/OTHER SCHOOL ACT	0.00	6,311.27	40.00	0.00	0.00	0.00	5,880.85	0.00	0.00	0.00	
99	R 600 291 500000 360	DISTRICT WIDE/GIFTS/Rurual Vir	89.83	3,500.00	0.00	0.00	0.00	0.00	863.80	0.00	0.00	0.00	
99	R 600 297 500000 360	DISTRICT WIDE/STUDENT FINES/Ru	1,092.10	0.00	5,318.27	0.00	0.00	0.00	0.00	0.00	0.00	0.00	
99	R --- 2-- ----- ---		1,771.93	9,811.27	5,358.27	0.00	0.00	0.00	8,437.65	0.00	0.00	0.00	
300	INTERDIST PYMNTS WITHIN - WI												
99	R 600 341 500000 360	DISTRICT WIDE/GEN TUITION-NON-	1,917,024.50	2,306,707.36	1,569,550.36	3,282,532.00	678,175.00	678,175.00	678,175.00	0.00	0.00	0.00	
99	R --- 3-- ----- ---		1,917,024.50	2,306,707.36	1,569,550.36	3,282,532.00	678,175.00	678,175.00	678,175.00	0.00	0.00	0.00	
500	REV FROM INTERMEDIATE SOURCES												
99	R 600 515 500000 360	DISTRICT WIDE/STATE AID-INTERM	250.00	1,617.00	1,335.00	0.00	0.00	0.00	1,250.00	0.00	0.00	0.00	
99	R --- 5-- ----- ---		250.00	1,617.00	1,335.00	0.00	0.00	0.00	1,250.00	0.00	0.00	0.00	
900	OTHER REVENUES												
99	R 600 990 500000 360	DISTRICT WIDE/MISCELLANEOUS OT	0.00	0.00	0.00	0.00	0.00	0.00	800.00	0.00	0.00	0.00	
99	R --- 9-- ----- ---		0.00	0.00	0.00	0.00	0.00	0.00	800.00	0.00	0.00	0.00	
99	- --- --- ----- ---		5,793,139.42	7,484,364.00	1,576,243.63	9,071,444.00	688,662.65	688,662.65	688,662.65	0.00	0.00	0.00	
Grand Revenue Totals			5,793,139.42	7,484,364.00	1,576,243.63	9,071,444.00	688,662.65	688,662.65	688,662.65	0.00	0.00	0.00	

Number of Accounts: 10

\*\*\*\*\* End of report \*\*\*\*\*

										2022-23			
Fd	T	Loc	Obj	Func	Prj	Fd	T	Loc	Obj	Func	Prj	SCHL	FRST
10	E	800	411	254200	195								2,000.00
										SITE REPAIRS/GENERAL SUPPLIES/SCHOOL FOR			
												2,000.00	
<u>Bdgt Year</u>		<u>Bdgt Type</u>		<u>Budget Detail Description</u>								<u>Amount</u>	
2022-2023		SCHL FRST		School Forest Supplies (life jackets, totes and other supplies for school forest visits)								2,000.00	
10	E	---	4--	254200	---							2,000.00	
Grand Expense Totals												2,000.00	

Number of Accounts: 1

\*\*\*\*\* End of report \*\*\*\*\*

Treasurer's Report – (Cash Balance Report) Balance Sheet  
As of April 30, 2022

The Balance Sheet is a report listing the assets and liabilities of the District. This report includes, but is not limited to: cash, accounts receivable, accounts payable, other liabilities, and the fund balance accounts.

The Medford Area Public School District has checking and savings accounts that are used for the current and general operations of the district. The accounts are:

Function 711100-711109 includes the General checking account from Nicolet National Bank and the Payroll account from Abby Bank.

Function 711210-711219 Petty Cash Accounts

Function 712000 Post Retirement Account

Function 712200 Local Government Investment Pool

The cash balance from the prior month is shown under the title of beginning balance. The districts expenditures should remain at the same level through April. The cash balance received a boost in March with a receipt of an aid payment from the State. The receipt was the last major influx of cash into the District until mid-June. We needed to draw from our line of credit in the amount of \$1,000,000.00 from Abby Bank for the April month end payroll.

Budget Actual Fund 10-General

Thru  
May 15th

	Budget	Actual	Remaining	December	
Salaries, Wages and Benefits	16,624,071	11,968,252	4,655,819	-	11,968,252
ESSER Wages & Benefits	111,916	79,851	32,065	-	79,851
<b>Instructional Budget</b>					
MAES	115,668	150,219	(34,551)	-	150,219 Dan
SES	40,185	33,518	6,667	-	33,518 SuAnn
MAMS	132,656	160,612	(27,956)	-	160,612 Al
MASH	294,534	242,444	52,090	-	242,444 Jill
Common School Funds - MAES	22,327	21,560	767	-	21,560 Dan
Common School Funds - SES	10,503	6,690	3,813	-	6,690 SuAnn
Common School Funds - MAMS	27,934	17,754	10,180	-	17,754 Al
Common School Funds - MASH	29,236	12,164	17,072	-	12,164 Jill
Co-Curricular	170,000	129,784	40,216	-	129,784 Ryan
Student Services	12,000	2,561	9,439	-	2,561 Joseph
Carl Perkins-fully funded	17,176	13,035	4,141	-	13,035 Laura
Title IA fully funded	16,750	1,828	14,922	-	1,828 Laura
Intervention	21,165	20,358	808	-	20,358 Laura
Gifted and Talented	11,125	3,438	7,687	-	3,438 Laura
ELL	13,000	2,652	10,348	-	2,652 SuAnn
Improvement of Instruction	18,870	18,871	(1)	-	18,871 Laura
Project Lead the Way	5,200	4,568	632	-	4,568 Laura
Title IV	16,000	6,786	9,214	-	6,786 Laura
Support Media Technology	393,752	362,217	31,535	-	362,217 Dennis
Instructional Media Technology	12,080	28,352	(16,272)	-	28,352 Dennis
Staff Development	17,665	10,283	7,382	-	10,283 Laura
Title II-A (Grant Fully Funded)	6,500	1,926	4,574	-	1,926 Laura
School Forest	2,000	25	1,975	-	25 Laura
<b>Total Instructional</b>	<b>1,406,326</b>	<b>1,251,644</b>	<b>154,682</b>	<b>-</b>	<b>1,251,644</b>
<b>Operations and Maintenance Budget</b>					
Operations	671,200	461,310	209,890	-	461,310 Dave
Maintenance	568,200	230,083	338,117	-	230,083 Dave
Facilities	318,200	117,772	200,428	-	117,772 Dave
ESSER Funds (Covid -19)	781,711	936,041	(154,330)	-	936,041 Audra
From Fund Balance	-	-	-	-	- Dave
<b>Total Oper and Main</b>	<b>2,339,311</b>	<b>1,745,207</b>	<b>594,104</b>	<b>-</b>	<b>1,745,207</b>
<b>Total Transportation</b>	<b>1,279,092</b>	<b>990,753</b>	<b>288,339</b>	<b>-</b>	<b>990,753 Audra</b>
<b>All Other Budgets</b>					
Central Administration	70,650	61,983	8,667	-	61,983 Pat
Fiscal	20,000	14,227	5,773	-	14,227 Audra
Central Services	140,800	108,772	32,028	-	108,772 Audra
Insurance and Judgments	217,294	155,911	61,383	-	155,911 Audra
Debt Services	40,000	4,444	35,556	-	4,444 Audra
Other Support Services	3,920	3,920	-	-	3,920 Audra
Non Program Transactions	693,545	-	693,545	-	- Audra
Transfer to Fund 80/99	5,920,401	-	5,920,401	-	- Audra
	<b>7,106,610</b>	<b>349,256</b>	<b>6,757,354</b>	<b>-</b>	<b>349,256</b>
Transfer to Fund 27	ESTIMATE	4,494,837	-	4,494,837	-
		<b>4,494,837</b>			
Transfer to Fund 46	\$	15,000	15000		
<b>Total Expenditures</b>	<b>33,362,163</b>	<b>16,320,112</b>	<b>17,042,051</b>	<b>-</b>	<b>16,305,112</b>

Medford Area Public School District  
5/15/2022

Co-Curricular Salary and Benefits

OBJECT 100-299

Middle School

Football	3,105.28
Volleyball	5,433.15
Swim-Girls	2,899.00
Cross Country	3,305.68
Basketball-Girls	6,991.98
Basketball-Boys	4,990.28
Swim Boys	-
Wrestling	3,193.20
Gymnastics	932.25
Softball	-
Track-Girls	
Track-Boys	
Esports	
District Wide	13,292.23
Co-curricular-ACADEMIC	7,715.93
	<u>51,858.98</u>
est budget	323,764

Co-Curricular Salary and Benefits

High School

		Total
		-
Football	21,986.64	25,091.92
Volleyball	11,579.06	17,012.21
Soccer-Boys	5,453.21	5,453.21
Tennis-Girls	4,255.45	4,255.45
Swim-Girls	4,081.80	6,980.80
Cross Country	6,224.46	9,530.14
Basketball-Girls	12,962.31	19,954.29
Basketball-Boys	11,191.00	16,181.28
Swim-Boys	-	-
Wrestling	7,381.18	10,574.38
Hockey-Girls	7,569.80	7,569.80
Hockey-Boys	4,951.71	4,951.71
Gymnastics	6,412.18	7,344.43
Baseball	-	-
Softball	-	-
Soccer-Girls	206.07	206.07
Track-Girls	455.95	455.95
Track-Boys	587.00	587.00
Tennis-Boys	-	-
Golf	-	-
Curling	2,728.44	2,728.44
Esports		
District Wide	26,584.58	39,876.81
Co-curricular-ACADEMIC	56,522.71	64,238.64
	<u>191,133.55</u>	<u>242,992.53</u>
Remaining		80,771.47

Co-curricular budget

OBJECT 300-999

Football	1,110.00
Volleyball	222.20
Swim-Girls	959.20
Cross Country	879.68
Basketball-Girls	1,243.97
Basketball-Boys	2,932.98
Swim-Boys	
Wrestling	1,089.26
Gymnastics	315.00
Softball	633.50
Track-Girls	80.00
Track-Boys	480.00
Esports	200.50
OTHER	-
Co-Curricular-ATHLETICS	31.27
Co-Curricular-ACADEMIC	-
	<u>10,177.56</u>
est budget	192,790

Co-curricular budget

Football	19,343.90	20,453.90
Volleyball	10,610.79	10,832.99
Soccer-Boys	5,395.39	5,395.39
Tennis-Girls	2,303.25	2,303.25
Swim-Girls	2,247.55	3,206.75
Cross Country	3,095.29	3,974.97
Basketball-Girls	8,191.57	9,435.54
Basketball-Boys	13,685.01	16,617.99
Swim-Boys	85.00	
Wrestling	4,475.12	5,564.38
Hockey-Girls	19,434.97	19,434.97
Hockey-Boys	18,625.00	18,625.00
Gymnastics	8,503.28	8,818.28
Baseball	7,766.63	7,766.63
Softball	4,128.22	4,761.72
Soccer-Girls	6,955.33	6,955.33
Track-Girls	2,658.37	2,738.37
Track-Boys	2,610.88	3,090.88
Tennis-Boys	962.20	962.20
Golf	1,768.43	1,768.43
Curling	1,679.30	1,679.30
Eports	497.17	
District Wide Co-Curricular	460.15	460.15
District Wide - Athletics	13,796.77	
		-
	10,737.70	10,768.97
	3,274.98	3,274.98
	<u>173,292.25</u>	<u>168,890.37</u>
Remaining		23,899.63

Transportation	
Football	761.28
Volleyball	3,081.03
Swim-Girls	1,581.85
Cross Country	2,474.72
Basketball-Girls	1,993.07
Basketball-Boys	2,788.16
Wrestling	2,483.01
Gymnastics	-
Softball	-
Track-Girls	313.65
Track-Boys	313.65
Other	
	<u>15,790.42</u>

Transportation		
Football	8,847.09	9,608.37
Volleyball	8,894.56	11,975.59
Soccer-Boys	6,828.79	6,828.79
Tennis-Girls	7,227.93	7,227.93
Swim-Girls	3,903.25	5,485.10
Cross Country	6,523.49	8,998.21
Basketball-Girls	8,343.49	10,336.56
Basketball-Boys	9,132.72	11,920.88
Swim-Boys	-	-
Wrestling	10,559.25	13,042.26
Hockey-Girls	7,718.19	7,718.19
Hockey-Boys	6,866.03	6,866.03
Gymnastics	7,418.95	7,418.95
Baseball	1,423.01	1,423.01
Softball	2,960.76	2,960.76
Soccer-Girls	2,816.27	2,816.27
Track-Girls	1,390.66	1,704.31
Track-Boys	3,542.03	3,855.68
Tennis-Boys	2,536.06	2,536.06
Golf	-	-
Curling	-	-
	<u>106,932.53</u>	<u>122,722.95</u>

TRANS BUDGET 130,210

Remaining 7,487.05

Total 77,826.96

471,358.33 534,605.85

est budget 646,764

Remaining 112,158.15

By Sport:

SUMMARY BY SPORT

Football	4,976.56
Volleyball	8,736.38
	-
	-
Swim-Girls	5,440.05
Cross Country	6,660.08
Basketball-Girls	10,229.02
Basketball-Boys	10,711.42
	-
Wrestling	6,765.47
	-
	-
Gymnastics	1,247.25
	-
Softball	633.50
	-
Track-Girls	393.65
Track-Boys	793.65
	-
	-
District Wide	-
Not defined	31.27
NOT DEFINED	-
	<u>56,618.30</u>
Co-curricular academic	<u>7,715.93</u>
Total	<u>64,334.23</u>

District Wide	-	-
Football	50,177.63	55,154.19
Volleyball	31,084.41	39,820.79
Soccer-Boys	17,677.39	17,677.39
Tennis-Girls	13,786.63	13,786.63
Swim-Girls	10,232.60	15,672.65
Cross Country	15,843.24	22,503.32
Basketball-Girls	29,497.37	39,726.39
Basketball-Boys	34,008.73	44,720.15
Swim-Boys	85.00	85.00
Wrestling	22,415.55	29,181.02
Hockey-Girls	34,722.96	34,722.96
Hockey-Boys	30,442.74	30,442.74
Gymnastics	22,334.41	23,581.66
Baseball	9,189.64	9,189.64
Softball	7,088.98	7,722.48
Soccer-Girls	9,977.67	9,977.67
Track-Girls	4,504.98	4,898.63
Track-Boys	6,739.91	7,533.56
Tennis-Boys	3,498.26	3,498.26
Golf	1,768.43	1,768.43
Curling	28,263.88	28,263.88
DW - COCURR & ACADEMIC	10,737.70	10,768.97
	<u>394,078.11</u>	<u>450,696.41</u>
Co-curricular academic	<u>59,797.69</u>	<u>67,513.62</u>
Total	<u>453,875.80</u>	<u>518,210.03</u>

5 YEAR UTILITY REPORT

Apr-22

UTILITY			2016-2017	2017-2018	2018-2019	2019-2020	2020-2021	2021-2022
GAS/HEAT	(331)	BUDGET	127,350.00	125,400.00	125,400.00	115,050.00	114,000.00	\$114,000.00
		YEAR-END	80,000.00	85,000.00	95,000.00	70,948.77	95,655.44	\$114,000.00
		MONTH-END	-	-	-	-	-	<b>\$110,217.07</b>
ELECTRICITY	(336)	BUDGET	205,000.00	203,000.00	203,000.00	203,000.00	202,750.00	\$202,750.00
		YEAR-END	196,000.00	203,000.00	197,000.00	156,763.07	202,750.00	\$202,750.00
		MONTH-END	179,186.68	189,662.10	183,065.32	158,974.68	173,400.82	<b>\$131,895.91</b>
WATER	(337)	BUDGET	16,500.00	16,500.00	16,500.00	22,500.00	22,000.00	\$22,000.00
		YEAR-END	21,000.00	20,000.00	19,000.00	22,500.00	22,000.00	\$22,000.00
		MONTH-END	19,316.24	21,786.88	20,320.48	19,192.96	19,272.64	<b>\$16,448.80</b>
SEWER	(338)	BUDGET	26,000.00	25,000.00	25,000.00	28,000.00	27,000.00	\$27,000.00
		YEAR-END	29,000.00	27,000.00	27,000.00	28,000.00	27,000.00	\$27,000.00
		MONTH-END	27,574.48	28,335.57	27,122.56	24,841.60	25,530.23	<b>\$17,643.52</b>
POSTAGE	(353)	BUDGET	25,000.00	25,000.00	25,600.00	25,600.00	25,600.00	\$25,600.00
		YEAR-END	21,000.00	25,000.00	24,000.00	25,600.00	25,600.00	\$25,600.00
		MONTH-END	19,994.87	19,356.74	23,949.84	23,871.29	23,427.82	<b>\$17,247.20</b>
TELEPHONE	(355)	BUDGET	86,450.00	86,450.00	65,000.00	59,200.00	59,200.00	\$59,200.00
		YEAR-END	70,000.00	58,000.00	57,000.00	59,200.00	59,200.00	\$59,200.00
		MONTH-END	65,872.64	54,694.75	58,856.53	47,521.74	29,186.58	<b>\$51,461.24</b>
TOTAL BUDGET			486,300.00	481,350.00	460,500.00	453,350.00	450,550.00	\$450,550.00
TOTAL ESTIMATED YEAR-END			417,000.00	418,000.00	419,000.00	363,011.84	450,550.00	\$450,550.00
TOTAL MONTH-END			389,423.15	397,888.67	407,686.76	346,958.22	366,088.50	<b>\$344,913.74</b>
Remaining Budget Dollars			96,876.85	83,461.33	52,813.24	106,391.78	84,461.50	\$105,636.26

Fd	T	Loc	Obj	Func	Prj	Obj	2021-22	April 2021-22	2021-22	2021-22	Encumbered	Unencumbered	Unexpended
							Revised Budget	Monthly Activity	FYTD Activity	FYTD %	Amount	Balance	Balance
10	E	---	1--	110000	---	SALARIES	3,228,253.00	259,175.72	2,063,923.25	63.93	0.00	1,164,329.75	1,164,329.75
10	E	---	2--	110000	---	EMPLOYEE BENEFITS	1,438,381.00	118,120.49	926,457.67	64.41	0.00	511,923.33	511,923.33
10	E	---	3--	110000	---	PURCHASED SERVICES	33,783.00	37,555.35	73,308.30	217.00	5,315.88	44,841.18-	39,525.30-
10	E	---	4--	110000	---	NON-CAPITAL OBJECTS	77,539.00	21,299.30	87,777.31	113.20	9,774.33	20,012.64-	10,238.31-
10	E	---	9--	110000	---	OTHER EXPENDITURES	7,200.00	1,421.00	4,612.00	64.06	0.00	2,588.00	2,588.00
10	E	---	---	110000	---	UNDIFFERENTIATED CURRICU	4,785,156.00	437,571.86	3,156,078.53	65.96	15,090.21	1,613,987.26	1,629,077.47
10	E	---	3--	120000	---	PURCHASED SERVICES	0.00	0.00	17,895.00	0.00	0.00	17,895.00-	17,895.00-
10	E	---	---	120000	---	REGULAR CURRICULUM	0.00	0.00	17,895.00	0.00	0.00	17,895.00-	17,895.00-
10	E	---	1--	121000	---	SALARIES	220,900.00	18,408.38	148,517.04	67.23	0.00	72,382.96	72,382.96
10	E	---	2--	121000	---	EMPLOYEE BENEFITS	89,831.00	7,468.98	58,843.67	65.50	0.00	30,987.33	30,987.33
10	E	---	3--	121000	---	PURCHASED SERVICES	660.00	0.00	130.61-	19.79-	0.00	790.61	790.61
10	E	---	4--	121000	---	NON-CAPITAL OBJECTS	45,042.00	25.16	27,044.46	60.04	2,228.29	15,769.25	17,997.54
10	E	---	---	121000	---	ART	356,433.00	25,902.52	234,274.56	65.73	2,228.29	119,930.15	122,158.44
10	E	---	1--	122000	---	SALARIES	1,007,865.00	85,892.32	661,786.83	65.66	0.00	346,078.17	346,078.17
10	E	---	2--	122000	---	EMPLOYEE BENEFITS	503,554.00	41,033.30	315,117.58	62.58	0.00	188,436.42	188,436.42
10	E	---	3--	122000	---	PURCHASED SERVICES	17,725.00	0.00	9,145.00	51.59	0.00	8,580.00	8,580.00
10	E	---	4--	122000	---	NON-CAPITAL OBJECTS	17,566.00	563.97	18,359.93	104.52	343.04	1,136.97-	793.93-
10	E	---	9--	122000	---	OTHER EXPENDITURES	300.00	0.00	0.00	0.00	0.00	300.00	300.00
10	E	---	---	122000	---	ENGLISH LANGUAGE	1,547,010.00	127,489.59	1,004,409.34	64.93	343.04	542,257.62	542,600.66
10	E	---	1--	122110	---	SALARIES	53,387.00	0.00	5,296.36	9.92	0.00	48,090.64	48,090.64
10	E	---	2--	122110	---	EMPLOYEE BENEFITS	25,813.00	0.00	2,468.52	9.56	0.00	23,344.48	23,344.48
10	E	---	---	122110	---	READING	79,200.00	0.00	7,764.88	9.80	0.00	71,435.12	71,435.12
10	E	---	1--	122115	---	SALARIES	132,249.00	11,514.28	99,794.55	75.46	0.00	32,454.45	32,454.45
10	E	---	2--	122115	---	EMPLOYEE BENEFITS	90,843.00	8,415.86	62,163.41	68.43	0.00	28,679.59	28,679.59
10	E	---	3--	122115	---	PURCHASED SERVICES	18,515.00	0.00	20,357.50	109.95	0.00	1,842.50-	1,842.50-
10	E	---	4--	122115	---	NON-CAPITAL OBJECTS	2,650.00	0.00	0.00	0.00	0.00	2,650.00	2,650.00
10	E	---	---	122115	---	INTERVENTION	244,257.00	19,930.14	182,315.46	74.64	0.00	61,941.54	61,941.54
10	E	---	1--	122600	---	SALARIES	0.00	0.00	2,068.00	0.00	0.00	2,068.00-	2,068.00-
10	E	---	2--	122600	---	EMPLOYEE BENEFITS	0.00	0.00	292.55	0.00	0.00	292.55-	292.55-
10	E	---	3--	122600	---	PURCHASED SERVICES	1,700.00	0.00	5,152.02	303.06	0.00	3,452.02-	3,452.02-
10	E	---	4--	122600	---	NON-CAPITAL OBJECTS	5,500.00	571.89	2,979.15	54.17	611.04	1,909.81	2,520.85
10	E	---	9--	122600	---	OTHER EXPENDITURES	2,750.00	390.00	3,657.26	132.99	0.00	907.26-	907.26-
10	E	---	---	122600	---	DRAMA	9,950.00	961.89	14,148.98	142.20	611.04	4,810.02-	4,198.98-



Fd	T	Loc	Obj	Func	Prj	Obj	2021-22	April 2021-22	2021-22	2021-22	Encumbered	Unencumbered	Unexpended
							Revised Budget	Monthly Activity	FYTD Activity	FYTD %	Amount	Balance	Balance
10	E	---	1--	123208	---	SALARIES	61,585.00	5,132.10	41,306.80	67.07	0.00	20,278.20	20,278.20
10	E	---	2--	123208	---	EMPLOYEE BENEFITS	18,855.00	1,565.64	12,419.25	65.87	0.00	6,435.75	6,435.75
10	E	---	3--	123208	---	PURCHASED SERVICES	375.00	0.00	0.00	0.00	0.00	375.00	375.00
10	E	---	4--	123208	---	NON-CAPITAL OBJECTS	650.00	0.00	196.26	30.19	433.34	20.40	453.74
10	E	---	---	123208	---	FRENCH	81,465.00	6,697.74	53,922.31	66.19	433.34	27,109.35	27,542.69
10	E	---	1--	123219	---	SALARIES	86,900.00	7,241.68	58,433.44	67.24	0.00	28,466.56	28,466.56
10	E	---	2--	123219	---	EMPLOYEE BENEFITS	45,974.00	2,758.43	18,395.17	40.01	0.00	27,578.83	27,578.83
10	E	---	3--	123219	---	PURCHASED SERVICES	750.00	0.00	60.91	8.12	0.00	689.09	689.09
10	E	---	4--	123219	---	NON-CAPITAL OBJECTS	2,300.00	74.90	1,000.15	43.48	0.00	1,299.85	1,299.85
10	E	---	---	123219	---	SPANISH	135,924.00	10,075.01	77,889.67	57.30	0.00	58,034.33	58,034.33
10	E	---	1--	124000	---	SALARIES	654,673.00	54,294.72	434,722.56	66.40	0.00	219,950.44	219,950.44
10	E	---	2--	124000	---	EMPLOYEE BENEFITS	336,149.96	29,916.83	228,114.76	67.86	0.00	108,035.20	108,035.20
10	E	---	4--	124000	---	NON-CAPITAL OBJECTS	2,700.00	0.00	6,357.92	235.48	453.07	4,110.99-	3,657.92-
10	E	---	9--	124000	---	OTHER EXPENDITURES	0.00	48.00	576.00	0.00	0.00	576.00-	576.00-
10	E	---	---	124000	---	MATHEMATICS	993,522.96	84,259.55	669,771.24	67.41	453.07	323,298.65	323,751.72
10	E	---	1--	125400	---	SALARIES	224,642.00	18,720.18	151,234.38	67.32	0.00	73,407.62	73,407.62
10	E	---	2--	125400	---	EMPLOYEE BENEFITS	129,126.00	9,243.48	72,586.22	56.21	0.00	56,539.78	56,539.78
10	E	---	3--	125400	---	PURCHASED SERVICES	12,720.00	0.00	8,368.47	65.79	500.00	3,851.53	4,351.53
10	E	---	4--	125400	---	NON-CAPITAL OBJECTS	16,308.00	451.22	5,537.60	33.96	4,589.09	6,181.31	10,770.40
10	E	---	9--	125400	---	OTHER EXPENDITURES	4,270.00	27.00-	1,116.95	26.16	0.00	3,153.05	3,153.05
10	E	---	---	125400	---	VOCAL MUSIC	387,066.00	28,387.88	238,843.62	61.71	5,089.09	143,133.29	148,222.38
10	E	---	1--	125500	---	SALARIES	157,185.00	13,098.78	105,540.24	67.14	0.00	51,644.76	51,644.76
10	E	---	2--	125500	---	EMPLOYEE BENEFITS	68,337.00	5,516.43	44,089.13	64.52	0.00	24,247.87	24,247.87
10	E	---	3--	125500	---	PURCHASED SERVICES	11,600.00	2,598.20	11,593.81	99.95	1,866.44	1,860.25-	6.19
10	E	---	4--	125500	---	NON-CAPITAL OBJECTS	10,108.00	2,262.82	13,367.68	132.25	13,673.58	16,933.26-	3,259.68-
10	E	---	9--	125500	---	OTHER EXPENDITURES	1,890.00	200.00	893.40	47.27	0.00	996.60	996.60
10	E	---	---	125500	---	INSTRUMENTAL MUSIC	249,120.00	23,676.23	175,484.26	70.44	15,540.02	58,095.72	73,635.74
10	E	---	1--	126000	---	SALARIES	466,140.00	38,845.02	312,610.16	67.06	0.00	153,529.84	153,529.84
10	E	---	2--	126000	---	EMPLOYEE BENEFITS	230,386.00	19,568.34	152,910.03	66.37	0.00	77,475.97	77,475.97
10	E	---	3--	126000	---	PURCHASED SERVICES	750.00	0.00	0.00	0.00	0.00	750.00	750.00
10	E	---	4--	126000	---	NON-CAPITAL OBJECTS	21,950.00	58,872.27	68,291.57	311.12	51,266.94	97,608.51-	46,341.57-
10	E	---	5--	126000	---	CAPITAL OBJECTS	5,000.00	0.00	0.00	0.00	0.00	5,000.00	5,000.00
10	E	---	---	126000	---	SCIENCE	724,226.00	117,285.63	533,811.76	73.71	51,266.94	139,147.30	190,414.24
10	E	---	1--	127000	---	SALARIES	458,728.00	38,227.38	307,919.04	67.12	0.00	150,808.96	150,808.96

Fd	T	Loc	Obj	Func	Prj	Obj	2021-22	April 2021-22	2021-22	2021-22	Encumbered	Unencumbered	Unexpended
							Revised Budget	Monthly Activity	FYTD Activity	FYTD %	Amount	Balance	Balance
10	E	---	2--	127000	---	EMPLOYEE BENEFITS	190,574.00	17,410.00	131,192.79	68.84	0.00	59,381.21	59,381.21
10	E	---	4--	127000	---	NON-CAPITAL OBJECTS	1,437.00	0.00	4,571.95	318.16	2.10	3,137.05-	3,134.95-
10	E	---	9--	127000	---	OTHER EXPENDITURES	250.00	93.75-	0.00	0.00	0.00	250.00	250.00
10	E	---	---	127000	---	SOCIAL SCIENCE	650,989.00	55,543.63	443,683.78	68.16	2.10	207,303.12	207,305.22
10	E	---	3--	129300	---	PURCHASED SERVICES	39,625.00	0.00	15,580.00	39.32	0.00	24,045.00	24,045.00
10	E	---	4--	129300	---	NON-CAPITAL OBJECTS	440,280.00	79.99	703,989.23	159.90	3,666.18	267,375.41-	263,709.23-
10	E	---	---	129300	---	COMPUTER LITERACY	479,905.00	79.99	719,569.23	149.94	3,666.18	243,330.41-	239,664.23-
10	E	---	1--	131000	---	SALARIES	72,200.00	6,016.68	48,508.44	67.19	0.00	23,691.56	23,691.56
10	E	---	2--	131000	---	EMPLOYEE BENEFITS	45,637.00	3,931.37	30,632.49	67.12	0.00	15,004.51	15,004.51
10	E	---	3--	131000	---	PURCHASED SERVICES	0.00	188.19	1,215.45	0.00	0.00	1,215.45-	1,215.45-
10	E	---	4--	131000	---	NON-CAPITAL OBJECTS	17,630.00	520.29	7,583.23	43.01	1,441.73	8,605.04	10,046.77
10	E	---	5--	131000	---	CAPITAL OBJECTS	900.00	0.00	0.00	0.00	0.00	900.00	900.00
10	E	---	---	131000	---	AGRICULTURE	136,367.00	10,656.53	87,939.61	64.49	1,441.73	46,985.66	48,427.39
10	E	---	1--	132000	---	SALARIES	85,500.00	7,371.94	59,475.62	69.56	0.00	26,024.38	26,024.38
10	E	---	2--	132000	---	EMPLOYEE BENEFITS	34,425.00	3,112.29	24,411.39	70.91	0.00	10,013.61	10,013.61
10	E	---	3--	132000	---	PURCHASED SERVICES	4,025.00	396.00	1,446.00	35.93	0.00	2,579.00	2,579.00
10	E	---	4--	132000	---	NON-CAPITAL OBJECTS	6,175.00	43.96	6,510.82	105.44	94.00	429.82-	335.82-
10	E	---	5--	132000	---	CAPITAL OBJECTS	1,100.00	0.00	0.00	0.00	0.00	1,100.00	1,100.00
10	E	---	9--	132000	---	OTHER EXPENDITURES	1,600.00	0.00	1,227.00	76.69	0.00	373.00	373.00
10	E	---	---	132000	---	BUSINESS OCCUPATIONS	132,825.00	10,924.19	93,070.83	70.07	94.00	39,660.17	39,754.17
10	E	---	1--	135000	---	SALARIES	86,450.00	7,204.18	58,008.44	67.10	0.00	28,441.56	28,441.56
10	E	---	2--	135000	---	EMPLOYEE BENEFITS	47,821.00	4,112.02	32,080.98	67.09	0.00	15,740.02	15,740.02
10	E	---	3--	135000	---	PURCHASED SERVICES	850.00	0.00	864.24	101.68	400.00	414.24-	14.24-
10	E	---	4--	135000	---	NON-CAPITAL OBJECTS	7,172.00	1,029.01	11,140.18	155.33	5,389.93	9,358.11-	3,968.18-
10	E	---	---	135000	---	HOME ECONOMICS	142,293.00	12,345.21	102,093.84	71.75	5,789.93	34,409.23	40,199.16
10	E	---	1--	136000	---	SALARIES	227,741.00	19,258.36	155,066.88	68.09	0.00	72,674.12	72,674.12
10	E	---	2--	136000	---	EMPLOYEE BENEFITS	97,872.00	8,284.00	66,366.92	67.81	0.00	31,505.08	31,505.08
10	E	---	3--	136000	---	PURCHASED SERVICES	1,600.00	0.00	246.55	15.41	0.00	1,353.45	1,353.45
10	E	---	4--	136000	---	NON-CAPITAL OBJECTS	31,997.00	865.59	24,025.89	75.09	4,823.39	3,147.72	7,971.11
10	E	---	5--	136000	---	CAPITAL OBJECTS	8,500.00	0.00	0.00	0.00	0.00	8,500.00	8,500.00
10	E	---	---	136000	---	TECHNOLOGY EDUCATION	367,710.00	28,407.95	245,706.24	66.82	4,823.39	117,180.37	122,003.76
10	E	---	1--	138000	---	SALARIES	33,283.00	2,446.80	24,082.35	72.36	0.00	9,200.65	9,200.65
10	E	---	2--	138000	---	EMPLOYEE BENEFITS	26,191.00	2,165.09	20,715.58	79.09	0.00	5,475.42	5,475.42
10	E	---	---	138000	---	VOCATIONAL SPECIAL NEEDS	59,474.00	4,611.89	44,797.93	75.32	0.00	14,676.07	14,676.07

Fd	T	Loc	Obj	Func	Prj	Obj	2021-22	April 2021-22	2021-22	2021-22	Encumbered	Unencumbered	Unexpended
							Revised Budget	Monthly Activity	FYTD Activity	FYTD %	Amount	Balance	Balance
10	E	---	1--	139000	---	SALARIES	10,500.00	370.88	3,813.79	36.32	0.00	6,686.21	6,686.21
10	E	---	2--	139000	---	EMPLOYEE BENEFITS	0.00	28.38	291.78	0.00	0.00	291.78-	291.78-
10	E	---	---	139000	---	OTHER VOCATIONAL CURRICU	10,500.00	399.26	4,105.57	39.10	0.00	6,394.43	6,394.43
10	E	---	3--	141000	---	PURCHASED SERVICES	2,000.00	0.00	0.00	0.00	0.00	2,000.00	2,000.00
10	E	---	---	141000	---	HEALTH EDUCATION	2,000.00	0.00	0.00	0.00	0.00	2,000.00	2,000.00
10	E	---	1--	143000	---	SALARIES	409,943.00	32,647.14	276,424.38	67.43	0.00	133,518.62	133,518.62
10	E	---	2--	143000	---	EMPLOYEE BENEFITS	177,315.00	12,389.62	105,216.83	59.34	0.00	72,098.17	72,098.17
10	E	---	3--	143000	---	PURCHASED SERVICES	9,305.00	0.00	3,501.68	37.63	1,256.12	4,547.20	5,803.32
10	E	---	4--	143000	---	NON-CAPITAL OBJECTS	28,162.00	0.00	24,730.23	87.81	6,412.49	2,980.72-	3,431.77
10	E	---	---	143000	---	PHYSICAL EDUCATION	624,725.00	45,036.76	409,873.12	65.61	7,668.61	207,183.27	214,851.88
10	E	---	1--	161000	---	SALARIES	56,000.00	4,374.43	25,787.24	46.05	0.00	30,212.76	30,212.76
10	E	---	2--	161000	---	EMPLOYEE BENEFITS	8,489.00	663.30	4,072.54	47.97	0.00	4,416.46	4,416.46
10	E	---	3--	161000	---	PURCHASED SERVICES	645.00	0.00	100.00	15.50	0.00	545.00	545.00
10	E	---	4--	161000	---	NON-CAPITAL OBJECTS	50.00	43.54	317.15	634.30	0.00	267.15-	267.15-
10	E	---	9--	161000	---	OTHER EXPENDITURES	275.00	15.00	43.00	15.64	0.00	232.00	232.00
10	E	---	---	161000	---	CO-CURRICULAR ACADEMIC	65,459.00	5,096.27	30,319.93	46.32	0.00	35,139.07	35,139.07
10	E	---	1--	162000	---	SALARIES	166,000.00	3,280.43	120,202.03	72.41	0.00	45,797.97	45,797.97
10	E	---	2--	162000	---	EMPLOYEE BENEFITS	23,349.00	490.61	15,087.60	64.62	0.00	8,261.40	8,261.40
10	E	---	3--	162000	---	PURCHASED SERVICES	88,500.00	7,488.14	60,853.84	68.76	0.00	27,646.16	27,646.16
10	E	---	4--	162000	---	NON-CAPITAL OBJECTS	57,000.00	3,513.58	40,435.28	70.94	18,913.56	2,348.84-	16,564.72
10	E	---	5--	162000	---	CAPITAL OBJECTS	5,000.00	0.00	0.00	0.00	0.00	5,000.00	5,000.00
10	E	---	9--	162000	---	OTHER EXPENDITURES	18,530.00	2,659.50	21,114.04	113.95	0.00	2,584.04-	2,584.04-
10	E	---	---	162000	---	CO-CURRICULAR ATHLETICS	358,379.00	17,432.26	257,692.79	71.91	18,913.56	81,772.65	100,686.21
10	E	---	1--	171000	---	SALARIES	170,245.00	15,778.31	119,078.01	69.95	0.00	51,166.99	51,166.99
10	E	---	2--	171000	---	EMPLOYEE BENEFITS	90,714.00	8,313.84	64,426.35	71.02	0.00	26,287.65	26,287.65
10	E	---	3--	171000	---	PURCHASED SERVICES	8,300.00	85.33	555.77	6.70	0.00	7,744.23	7,744.23
10	E	---	4--	171000	---	NON-CAPITAL OBJECTS	4,700.00	409.03	1,825.35	38.84	1,367.34	1,507.31	2,874.65
10	E	---	---	171000	---	CULTURALLY/SOCIALLY DISA	273,959.00	24,586.51	185,885.48	67.85	1,367.34	86,706.18	88,073.52
10	E	---	1--	172000	---	SALARIES	20,100.00	1,675.00	13,525.00	67.29	0.00	6,575.00	6,575.00
10	E	---	2--	172000	---	EMPLOYEE BENEFITS	14,572.00	1,260.29	9,805.17	67.29	0.00	4,766.83	4,766.83
10	E	---	3--	172000	---	PURCHASED SERVICES	2,755.00	0.00	376.00	13.65	0.00	2,379.00	2,379.00
10	E	---	4--	172000	---	NON-CAPITAL OBJECTS	5,625.00	0.00	1,887.81	33.56	26.84	3,710.35	3,737.19
10	E	---	9--	172000	---	OTHER EXPENDITURES	2,745.00	0.00	1,174.64	42.79	0.00	1,570.36	1,570.36
10	E	---	---	172000	---	GIFTED AND TALENTED	45,797.00	2,935.29	26,768.62	58.45	26.84	19,001.54	19,028.38

Fd	T	Loc	Obj	Func	Prj	Obj	2021-22	April 2021-22	2021-22	2021-22	Encumbered	Unencumbered	Unexpended
							Revised Budget	Monthly Activity	FYTD Activity	FYTD %	Amount	Balance	Balance
10	E	---	---	1-----	---	INSTRUCTION	12,943,711.96	1,100,293.78	9,018,116.58	69.67	134,848.72	3,790,746.66	3,925,595.38
10	E	---	1--	213000	---	SALARIES	315,190.00	24,605.56	211,639.11	67.15	0.00	103,550.89	103,550.89
10	E	---	2--	213000	---	EMPLOYEE BENEFITS	148,278.00	12,116.31	94,760.60	63.91	0.00	53,517.40	53,517.40
10	E	---	3--	213000	---	PURCHASED SERVICES	5,675.00	6,180.00	29,857.55	526.12	600.00	24,782.55-	24,182.55-
10	E	---	4--	213000	---	NON-CAPITAL OBJECTS	8,400.00	1,062.22	7,086.19	84.36	907.56	406.25	1,313.81
10	E	---	---	213000	---	PUPIL SERVICES - GUIDANC	477,543.00	43,964.09	343,343.45	71.90	1,507.56	132,691.99	134,199.55
10	E	---	1--	214000	---	SALARIES	113,150.00	7,446.14	67,570.73	59.72	0.00	45,579.27	45,579.27
10	E	---	2--	214000	---	EMPLOYEE BENEFITS	72,970.08	5,568.55	43,210.96	59.22	0.00	29,759.12	29,759.12
10	E	---	3--	214000	---	PURCHASED SERVICES	1,315.00	104.53	1,171.78	89.11	0.00	143.22	143.22
10	E	---	4--	214000	---	NON-CAPITAL OBJECTS	5,100.00	929.31	3,853.09	75.55	1,140.09	106.82	1,246.91
10	E	---	9--	214000	---	OTHER EXPENDITURES	160.00	180.00	340.00	212.50	0.00	180.00-	180.00-
10	E	---	---	214000	---	PUPIL SERVICES - NURSE	192,695.08	14,228.53	116,146.56	60.27	1,140.09	75,408.43	76,548.52
10	E	---	1--	219000	---	SALARIES	23,510.00	2,635.20	24,718.48	105.14	0.00	1,208.48-	1,208.48-
10	E	---	2--	219000	---	EMPLOYEE BENEFITS	12,457.00	1,356.06	10,819.05	86.85	0.00	1,637.95	1,637.95
10	E	---	3--	219000	---	PURCHASED SERVICES	0.00	3,000.00-	3,511.95	0.00	0.00	3,511.95-	3,511.95-
10	E	---	4--	219000	---	NON-CAPITAL OBJECTS	10,000.00	579.25	3,049.32	30.49	0.00	6,950.68	6,950.68
10	E	---	5--	219000	---	CAPITAL OBJECTS	0.00	0.00	4,000.00-	0.00	4,000.00	0.00	4,000.00
10	E	---	---	219000	---	OTHER PUPIL SERVICES	45,967.00	1,570.51	38,098.80	82.88	4,000.00	3,868.20	7,868.20
10	E	---	1--	221100	---	SALARIES	0.00	304.00	1,654.88	0.00	0.00	1,654.88-	1,654.88-
10	E	---	2--	221100	---	EMPLOYEE BENEFITS	0.00	23.26	126.58	0.00	0.00	126.58-	126.58-
10	E	---	---	221100	---	DIRECTION OF IMPROV OF I	0.00	327.26	1,781.46	0.00	0.00	1,781.46-	1,781.46-
10	E	---	1--	221200	---	SALARIES	11,800.00	125.00	10,808.58	91.60	0.00	991.42	991.42
10	E	---	2--	221200	---	EMPLOYEE BENEFITS	0.00	17.42	1,247.71	0.00	0.00	1,247.71-	1,247.71-
10	E	---	3--	221200	---	PURCHASED SERVICES	3,570.00	3,981.41	38,775.36	1,086.14	0.00	35,205.36-	35,205.36-
10	E	---	4--	221200	---	NON-CAPITAL OBJECTS	6,000.00	1,848.05	15,190.12	253.17	151.59	9,341.71-	9,190.12-
10	E	---	9--	221200	---	OTHER EXPENDITURES	3,200.00	0.00	3,715.00	116.09	0.00	515.00-	515.00-
10	E	---	---	221200	---	CURRICULUM DEVELOPMENT	24,570.00	5,971.88	69,736.77	283.83	151.59	45,318.36-	45,166.77-
10	E	---	1--	221201	---	SALARIES	112,352.00	9,362.68	93,876.80	83.56	0.00	18,475.20	18,475.20
10	E	---	2--	221201	---	EMPLOYEE BENEFITS	43,685.00	3,149.02	31,029.17	71.03	0.00	12,655.83	12,655.83
10	E	---	---	221201	---	CURRICULUM DEVELOPMENT	156,037.00	12,511.70	124,905.97	80.05	0.00	31,131.03	31,131.03
10	E	---	1--	221300	---	SALARIES	17,000.00	286.24	28,586.94	168.16	0.00	11,586.94-	11,586.94-
10	E	---	2--	221300	---	EMPLOYEE BENEFITS	30,000.00	3,109.94	12,527.87	41.76	0.00	17,472.13	17,472.13
10	E	---	3--	221300	---	PURCHASED SERVICES	27,770.00	10,775.68	33,367.99	120.16	0.00	5,597.99-	5,597.99-

Fd	T	Loc	Obj	Func	Prj	Obj	2021-22	April 2021-22	2021-22	2021-22	Encumbered	Unencumbered	Unexpended
							Revised Budget	Monthly Activity	FYTD Activity	FYTD %	Amount	Balance	Balance
10	E	---	4--	221300	---	NON-CAPITAL OBJECTS	4,395.00	0.00	5,020.35	114.23	0.00	625.35-	625.35-
10	E	---	9--	221300	---	OTHER EXPENDITURES	0.00	0.00	300.00	0.00	0.00	300.00-	300.00-
10	E	---	---	221300	---	INSTRUCTIONAL STAFF TRAI	79,165.00	14,171.86	79,803.15	100.81	0.00	638.15-	638.15-
10	E	---	3--	221500	---	PURCHASED SERVICES	85,013.00	0.00	29,713.30	34.95	2,650.50	52,649.20	55,299.70
10	E	---	4--	221500	---	NON-CAPITAL OBJECTS	95,902.00	1,500.00	87,922.66	91.68	349,375.00	341,395.66-	7,979.34
10	E	---	---	221500	---	INSTRUCTION RELATED TECH	180,915.00	1,500.00	117,635.96	65.02	352,025.50	288,746.46-	63,279.04
10	E	---	1--	221900	---	SALARIES	2,500.00	0.00	0.00	0.00	0.00	2,500.00	2,500.00
10	E	---	2--	221900	---	EMPLOYEE BENEFITS	200.00	0.00	0.00	0.00	0.00	200.00	200.00
10	E	---	3--	221900	---	PURCHASED SERVICES	0.00	0.00	0.00	0.00	15,920.00	15,920.00-	0.00
10	E	---	---	221900	---	OTHER IMPROVEMENT OF INS	2,700.00	0.00	0.00	0.00	15,920.00	13,220.00-	2,700.00
10	E	---	1--	222200	---	SALARIES	266,882.00	21,492.59	183,302.21	68.68	0.00	83,579.79	83,579.79
10	E	---	2--	222200	---	EMPLOYEE BENEFITS	158,350.00	14,492.36	115,819.41	73.14	0.00	42,530.59	42,530.59
10	E	---	3--	222200	---	PURCHASED SERVICES	20,137.00	0.00	19,084.10	94.77	2,456.70	1,403.80-	1,052.90
10	E	---	4--	222200	---	NON-CAPITAL OBJECTS	70,613.00	485.12	39,801.02	56.37	33,127.70	2,315.72-	30,811.98
10	E	---	9--	222200	---	OTHER EXPENDITURES	400.00	0.00	42.00	10.50	0.00	358.00	358.00
10	E	---	---	222200	---	SCHOOL LIBRARY	516,382.00	36,470.07	358,048.74	69.34	35,584.40	122,748.86	158,333.26
10	E	---	1--	222300	---	SALARIES	44,558.00	3,998.59	38,370.33	86.11	0.00	6,187.67	6,187.67
10	E	---	2--	222300	---	EMPLOYEE BENEFITS	9,024.00	798.30	7,665.56	84.95	0.00	1,358.44	1,358.44
10	E	---	---	222300	---	AUDIOVISUAL	53,582.00	4,796.89	46,035.89	85.92	0.00	7,546.11	7,546.11
10	E	---	1--	223700	---	SALARIES	29,650.00	2,470.84	19,891.72	67.09	0.00	9,758.28	9,758.28
10	E	---	2--	223700	---	EMPLOYEE BENEFITS	16,063.00	1,379.44	10,764.48	67.01	0.00	5,298.52	5,298.52
10	E	---	---	223700	---	SUP/COOR VOC ED - LVEC	45,713.00	3,850.28	30,656.20	67.06	0.00	15,056.80	15,056.80
10	E	---	1--	223900	---	SALARIES	48,204.00	5,864.92	54,132.78	112.30	0.00	5,928.78-	5,928.78-
10	E	---	2--	223900	---	EMPLOYEE BENEFITS	29,677.00	3,364.77	29,269.95	98.63	0.00	407.05	407.05
10	E	---	3--	223900	---	PURCHASED SERVICES	2,000.00	0.00	0.00	0.00	0.00	2,000.00	2,000.00
10	E	---	---	223900	---	SUPERVISION AND COORD-OT	79,881.00	9,229.69	83,402.73	104.41	0.00	3,521.73-	3,521.73-
10	E	---	1--	229000	---	SALARIES	99,626.00	8,302.20	83,489.46	83.80	0.00	16,136.54	16,136.54
10	E	---	2--	229000	---	EMPLOYEE BENEFITS	36,424.00	3,090.68	30,280.94	83.13	0.00	6,143.06	6,143.06
10	E	---	---	229000	---	OTHER INSTRUCTIONAL STAF	136,050.00	11,392.88	113,770.40	83.62	0.00	22,279.60	22,279.60
10	E	---	1--	231000	---	SALARIES	18,500.00	1,150.00	11,480.00	62.05	0.00	7,020.00	7,020.00
10	E	---	2--	231000	---	EMPLOYEE BENEFITS	1,350.00	87.97	878.28	65.06	0.00	471.72	471.72
10	E	---	3--	231000	---	PURCHASED SERVICES	40,000.00	0.00	27,045.00	67.61	0.00	12,955.00	12,955.00

Fd	T	Loc	Obj	Func	Prj	Obj	2021-22	April 2021-22	2021-22	2021-22	Encumbered	Unencumbered	Unexpended
							Revised Budget	Monthly Activity	FYTD Activity	FYTD %	Amount	Balance	Balance
10	E	---	4--	231000	---	NON-CAPITAL OBJECTS	4,000.00	141.99	2,745.87	68.65	0.00	1,254.13	1,254.13
10	E	---	9--	231000	---	OTHER EXPENDITURES	8,500.00	0.00	655.00	7.71	0.00	7,845.00	7,845.00
10	E	---	---	231000	---	BOARD OF EDUCATION	72,350.00	1,379.96	42,804.15	59.16	0.00	29,545.85	29,545.85
10	E	---	3--	231500	---	PURCHASED SERVICES	11,500.00	5,149.80	25,978.49	225.90	0.00	14,478.49-	14,478.49-
10	E	---	4--	231500	---	NON-CAPITAL OBJECTS	0.00	75.92	362.97	0.00	0.00	362.97-	362.97-
10	E	---	---	231500	---	BOARD OF EDUCATION - LEG	11,500.00	5,225.72	26,341.46	229.06	0.00	14,841.46-	14,841.46-
10	E	---	1--	232000	---	SALARIES	182,064.00	14,824.24	148,012.91	81.30	0.00	34,051.09	34,051.09
10	E	---	2--	232000	---	EMPLOYEE BENEFITS	70,133.00	5,941.00	58,080.03	82.81	0.00	12,052.97	12,052.97
10	E	---	3--	232000	---	PURCHASED SERVICES	2,120.00	0.00	2,578.85	121.64	0.00	458.85-	458.85-
10	E	---	4--	232000	---	NON-CAPITAL OBJECTS	2,500.00	184.75	1,816.41	72.66	69.92	613.67	683.59
10	E	---	9--	232000	---	OTHER EXPENDITURES	2,030.00	0.00	800.00	39.41	0.00	1,230.00	1,230.00
10	E	---	---	232000	---	CENTRAL ADMINISTRATION	258,847.00	20,949.99	211,288.20	81.63	69.92	47,488.88	47,558.80
10	E	---	9--	239000	---	OTHER EXPENDITURES	0.00	0.00	184.21	0.00	0.00	184.21-	184.21-
10	E	---	---	239000	---	OTHER GENERAL ADMINISTRA	0.00	0.00	184.21	0.00	0.00	184.21-	184.21-
10	E	---	1--	240000	---	SALARIES	845,317.00	70,949.06	707,994.08	83.75	0.00	137,322.92	137,322.92
10	E	---	2--	240000	---	EMPLOYEE BENEFITS	455,719.00	34,907.10	324,848.12	71.28	0.00	130,870.88	130,870.88
10	E	---	3--	240000	---	PURCHASED SERVICES	28,665.00	3,173.50	13,948.72	48.66	0.00	14,716.28	14,716.28
10	E	---	4--	240000	---	NON-CAPITAL OBJECTS	71,894.00	3,368.66	56,202.01	78.17	23,821.03	8,129.04-	15,691.99
10	E	---	9--	240000	---	OTHER EXPENDITURES	6,000.00	2,125.00	6,337.62	105.63	0.00	337.62-	337.62-
10	E	---	---	240000	---	BUILDING ADMINISTRATION	1,407,595.00	114,523.32	1,109,330.55	78.81	23,821.03	274,443.42	298,264.45
10	E	---	1--	252000	---	SALARIES	171,320.00	14,139.46	135,399.78	79.03	0.00	35,920.22	35,920.22
10	E	---	2--	252000	---	EMPLOYEE BENEFITS	94,302.00	6,477.15	61,945.62	65.69	0.00	32,356.38	32,356.38
10	E	---	3--	252000	---	PURCHASED SERVICES	11,370.00	0.00	10,399.12	91.46	1,200.00	229.12-	970.88
10	E	---	4--	252000	---	NON-CAPITAL OBJECTS	1,000.00	0.00	1,079.81	107.98	0.00	79.81-	79.81-
10	E	---	9--	252000	---	OTHER EXPENDITURES	7,630.00	136.12	2,747.81	36.01	0.00	4,882.19	4,882.19
10	E	---	---	252000	---	FISCAL	285,622.00	20,752.73	211,572.14	74.07	1,200.00	72,849.86	74,049.86
10	E	---	1--	253000	---	SALARIES	634,163.00	51,297.89	499,530.52	78.77	0.00	134,632.48	134,632.48
10	E	---	2--	253000	---	EMPLOYEE BENEFITS	359,835.00	27,262.45	266,512.55	74.07	0.00	93,322.45	93,322.45
10	E	---	3--	253000	---	PURCHASED SERVICES	498,700.00	45,783.33	361,276.06	72.44	5,452.45	131,971.49	137,423.94
10	E	---	4--	253000	---	NON-CAPITAL OBJECTS	120,440.00	26,378.12	101,185.85	84.01	33,840.92	14,586.77-	19,254.15
10	E	---	5--	253000	---	CAPITAL OBJECTS	49,500.00	0.00	0.00	0.00	4,680.00	44,820.00	49,500.00
10	E	---	9--	253000	---	OTHER EXPENDITURES	2,560.00	0.00	125.00	4.88	0.00	2,435.00	2,435.00
10	E	---	---	253000	---	OPERATION	1,665,198.00	150,721.79	1,228,629.98	73.78	43,973.37	392,594.65	436,568.02

Fd	T	Loc	Obj	Func	Prj	Obj	2021-22	April 2021-22	2021-22	2021-22	Encumbered	Unencumbered	Unexpended
							Revised Budget	Monthly Activity	FYTD Activity	FYTD %	Amount	Balance	Balance
10	E	---	1--	254000	---	SALARIES	0.00	0.00	67.38	0.00	0.00	67.38-	67.38-
10	E	---	2--	254000	---	EMPLOYEE BENEFITS	0.00	0.00	9.71	0.00	0.00	9.71-	9.71-
10	E	---	4--	254000	---	NON-CAPITAL OBJECTS	0.00	0.00	59.90	0.00	0.00	59.90-	59.90-
10	E	---	---	254000	---	MAINTENANCE	0.00	0.00	136.99	0.00	0.00	136.99-	136.99-
10	E	---	1--	254100	---	SALARIES	52,558.00	4,142.63	38,390.87	73.04	0.00	14,167.13	14,167.13
10	E	---	2--	254100	---	EMPLOYEE BENEFITS	30,174.00	2,667.18	23,388.09	77.51	0.00	6,785.91	6,785.91
10	E	---	4--	254100	---	NON-CAPITAL OBJECTS	2,000.00	0.00	0.00	0.00	0.00	2,000.00	2,000.00
10	E	---	---	254100	---	DIRECTION OF MAINTENANCE	84,732.00	6,809.81	61,778.96	72.91	0.00	22,953.04	22,953.04
10	E	---	3--	254200	---	PURCHASED SERVICES	180,900.00	1,474.30	60,361.70	33.37	5,251.47	115,286.83	120,538.30
10	E	---	4--	254200	---	NON-CAPITAL OBJECTS	1,400.00	0.00	4,649.36	332.10	765.31	4,014.67-	3,249.36-
10	E	---	5--	254200	---	CAPITAL OBJECTS	0.00	0.00	3,653.59	0.00	50,000.00	53,653.59-	3,653.59-
10	E	---	---	254200	---	SITE REPAIRS	182,300.00	1,474.30	68,664.65	37.67	56,016.78	57,618.57	113,635.35
10	E	---	3--	254300	---	PURCHASED SERVICES	306,700.00	152.18	111,188.43	36.25	190,773.00	4,738.57	195,511.57
10	E	---	4--	254300	---	NON-CAPITAL OBJECTS	14,600.00	36.08	19,882.49	136.18	2,200.00	7,482.49-	5,282.49-
10	E	---	9--	254300	---	OTHER EXPENDITURES	450.00	0.00	0.00	0.00	0.00	450.00	450.00
10	E	---	---	254300	---	BUILDING REPAIRS	321,750.00	188.26	131,070.92	40.74	192,973.00	2,293.92-	190,679.08
10	E	---	3--	254500	---	PURCHASED SERVICES	0.00	0.00	50.00	0.00	0.00	50.00-	50.00-
10	E	---	---	254500	---	VEHICLE MAINTENANCE	0.00	0.00	50.00	0.00	0.00	50.00-	50.00-
10	E	---	3--	254900	---	PURCHASED SERVICES	11,675.00	0.00	252.00	2.16	0.00	11,423.00	11,423.00
10	E	---	4--	254900	---	NON-CAPITAL OBJECTS	31,425.00	0.00	12,479.91	39.71	618.51	18,326.58	18,945.09
10	E	---	5--	254900	---	CAPITAL OBJECTS	19,050.00	0.00	17,302.47	90.83	0.00	1,747.53	1,747.53
10	E	---	---	254900	---	OTHER MAINTENANCE	62,150.00	0.00	30,034.38	48.33	618.51	31,497.11	32,115.62
10	E	---	3--	255000	---	PURCHASED SERVICES	7,200.00	0.00	0.00	0.00	0.00	7,200.00	7,200.00
10	E	---	---	255000	---	FACILITY ACQUISITION/REM	7,200.00	0.00	0.00	0.00	0.00	7,200.00	7,200.00
10	E	---	3--	255100	---	PURCHASED SERVICES	15,000.00	4,133.00	4,133.00	27.55	0.00	10,867.00	10,867.00
10	E	---	---	255100	---	CONSTRUCTION	15,000.00	4,133.00	4,133.00	27.55	0.00	10,867.00	10,867.00
10	E	---	5--	255200	---	CAPITAL OBJECTS	0.00	0.00	42,832.57	0.00	0.00	42,832.57-	42,832.57-
10	E	---	---	255200	---	SITE REPAIRS	0.00	0.00	42,832.57	0.00	0.00	42,832.57-	42,832.57-
10	E	---	3--	255300	---	PURCHASED SERVICES	17,800.00	0.00	24,451.47	137.37	0.00	6,651.47-	6,651.47-
10	E	---	5--	255300	---	CAPITAL OBJECTS	588,381.00	0.00	230,503.00	39.18	59,660.00	298,218.00	357,878.00
10	E	---	---	255300	---	REMODELING	606,181.00	0.00	254,954.47	42.06	59,660.00	291,566.53	351,226.53

Fd	T	Loc	Obj	Func	Prj	Obj	2021-22	April 2021-22	2021-22	2021-22	Encumbered	Unencumbered	Unexpended
							Revised Budget	Monthly Activity	FYTD Activity	FYTD %	Amount	Balance	Balance
10	E	---	3--	255400	---	PURCHASED SERVICES	43,200.00	0.00	40,125.00	92.88	0.00	3,075.00	3,075.00
10	E	---	---	255400	---	RENTAL IN LIEU OF PURCHA	43,200.00	0.00	40,125.00	92.88	0.00	3,075.00	3,075.00
10	E	---	3--	256500	---	PURCHASED SERVICES	0.00	1,261.00	1,261.00	0.00	0.00	1,261.00-	1,261.00-
10	E	---	---	256500	---	VEHICLE MAINTENANCE	0.00	1,261.00	1,261.00	0.00	0.00	1,261.00-	1,261.00-
10	E	---	3--	256710	---	PURCHASED SERVICES	1,116,092.00	110,790.14	727,943.76	65.22	0.00	388,148.24	388,148.24
10	E	---	---	256710	---	CONTR TRANSPORTATION-FLE	1,116,092.00	110,790.14	727,943.76	65.22	0.00	388,148.24	388,148.24
10	E	---	3--	256720	---	PURCHASED SERVICES	15,000.00	1,492.26	10,286.53	68.58	0.00	4,713.47	4,713.47
10	E	---	---	256720	---	SHUTTLE SERVICE	15,000.00	1,492.26	10,286.53	68.58	0.00	4,713.47	4,713.47
10	E	---	3--	256741	---	PURCHASED SERVICES	17,000.00	2,466.87	6,840.50	40.24	0.00	10,159.50	10,159.50
10	E	---	---	256741	---	OTHER CO-CURRICULAR TRAV	17,000.00	2,466.87	6,840.50	40.24	0.00	10,159.50	10,159.50
10	E	---	3--	256742	---	PURCHASED SERVICES	103,000.00	4,659.19	92,757.35	90.06	0.00	10,242.65	10,242.65
10	E	---	---	256742	---	ATHLETIC TRANSPORTATION	103,000.00	4,659.19	92,757.35	90.06	0.00	10,242.65	10,242.65
10	E	---	3--	256770	---	PURCHASED SERVICES	28,000.00	6,267.62	21,552.44	76.97	0.00	6,447.56	6,447.56
10	E	---	---	256770	---	FIELD TRIPS	28,000.00	6,267.62	21,552.44	76.97	0.00	6,447.56	6,447.56
10	E	---	2--	259000	---	EMPLOYEE BENEFITS	0.00	806.51	7,047.93	0.00	0.00	7,047.93-	7,047.93-
10	E	---	---	259000	---	OTHER BUSINESS ADMINISTR	0.00	806.51	7,047.93	0.00	0.00	7,047.93-	7,047.93-
10	E	---	3--	260000	---	PURCHASED SERVICES	111,800.00	13,656.87	91,880.03	82.18	0.00	19,919.97	19,919.97
10	E	---	4--	260000	---	NON-CAPITAL OBJECTS	29,000.00	22.41-	16,216.62	55.92	17,790.84	5,007.46-	12,783.38
10	E	---	---	260000	---	CENTRAL SERVICES	140,800.00	13,634.46	108,096.65	76.77	17,790.84	14,912.51	32,703.35
10	E	---	3--	264400	---	PURCHASED SERVICES	0.00	0.00	675.00	0.00	0.00	675.00-	675.00-
10	E	---	---	264400	---	NONINSTRUCTIONAL STAFF T	0.00	0.00	675.00	0.00	0.00	675.00-	675.00-
10	E	---	7--	270000	---	INSURANCE AND JUDGEMENTS	217,294.00	13,666.13	155,910.69	71.75	0.00	61,383.31	61,383.31
10	E	---	---	270000	---	INSURANCE AND JUDGMENTS	217,294.00	13,666.13	155,910.69	71.75	0.00	61,383.31	61,383.31
10	E	---	6--	283000	---	DEBT REITREMENT	40,000.00	0.00	4,444.43	11.11	0.00	35,555.57	35,555.57
10	E	---	---	283000	---	OPERATIONAL DEBT	40,000.00	0.00	4,444.43	11.11	0.00	35,555.57	35,555.57
10	E	---	2--	292000	---	EMPLOYEE BENEFITS	210,000.00	0.00	0.00	0.00	0.00	210,000.00	210,000.00
10	E	---	---	292000	---	OTHER RETIREE PAYMENTS	210,000.00	0.00	0.00	0.00	0.00	210,000.00	210,000.00



Fd	T	Loc	Obj	Func	Prj	Obj	2021-22	April 2021-22	2021-22	2021-22	Encumbered	Unencumbered	Unexpended
							Revised Budget	Monthly Activity	FYTD Activity	FYTD %	Amount	Balance	Balance
10	E	---	1--	295000	---	SALARIES	64,225.00	3,533.92	70,360.47	109.55	0.00	6,135.47-	6,135.47-
10	E	---	2--	295000	---	EMPLOYEE BENEFITS	40,099.00	3,063.62	37,785.60	94.23	0.00	2,313.40	2,313.40
10	E	---	3--	295000	---	PURCHASED SERVICES	166,617.00	1,691.50	214,055.43	128.47	14,853.94	62,292.37-	47,438.43-
10	E	---	4--	295000	---	NON-CAPITAL OBJECTS	57,130.00	4,794.89	44,397.15	77.71	503.36	12,229.49	12,732.85
10	E	---	9--	295000	---	OTHER EXPENDITURES	0.00	0.00	107.60	0.00	0.00	107.60-	107.60-
10	E	---	---	295000	---	ADMINISTRATIVE TECHNOLOG	328,071.00	13,083.93	366,706.25	111.78	15,357.30	53,992.55-	38,635.25-
10	E	---	2--	299000	---	EMPLOYEE BENEFITS	40,000.00	0.00	0.00	0.00	0.00	40,000.00	40,000.00
10	E	---	3--	299000	---	PURCHASED SERVICES	0.00	918.00	4,525.00	0.00	0.00	4,525.00-	4,525.00-
10	E	---	---	299000	---	MISCELLANEOUS	40,000.00	918.00	4,525.00	11.31	0.00	35,475.00	35,475.00
10	E	---	---	2-----	---	SUPPORT SERVICES	9,270,082.08	655,190.63	6,495,345.24	70.07	821,809.89	1,952,926.95	2,774,736.84
10	E	---	8--	411000	---	OPERATING TRANSFER - OUT	10,449,824.00	15,000.00	15,000.00	0.14	0.00	10,434,824.00	10,434,824.00
10	E	---	---	411000	---	TRANSFER FROM FUND 10	10,449,824.00	15,000.00	15,000.00	0.14	0.00	10,434,824.00	10,434,824.00
10	E	---	3--	431000	---	PURCHASED SERVICES	5,000.00	1,666.66	5,525.00	110.50	0.00	525.00-	525.00-
10	E	---	---	431000	---	GENERAL TUITION PAYMENTS	5,000.00	1,666.66	5,525.00	110.50	0.00	525.00-	525.00-
10	E	---	3--	435000	---	PURCHASED SERVICES	440,000.00	0.00	0.00	0.00	0.00	440,000.00	440,000.00
10	E	---	---	435000	---	OPEN ENROLLMENT PAYMENTS	440,000.00	0.00	0.00	0.00	0.00	440,000.00	440,000.00
10	E	---	3--	438000	---	PURCHASED SERVICES	253,545.00	0.00	0.00	0.00	0.00	253,545.00	253,545.00
10	E	---	---	438000	---	GENERAL AID REDUCTION	253,545.00	0.00	0.00	0.00	0.00	253,545.00	253,545.00
10	E	---	---	4-----	---	NON-PROGRAM TRANSACTIONS	11,148,369.00	16,666.66	20,525.00	0.18	0.00	11,127,844.00	11,127,844.00
10	-	---	---	-----	---	GENERAL FUND	33,362,163.04	1,772,151.07	15,533,986.82	46.56	956,658.61	16,871,517.61	17,828,176.22

Fd	T	Loc	Obj	Func	Prj	Obj	2021-22	April 2021-22	2021-22	2021-22	Encumbered	Unencumbered	Unexpended
							Revised Budget	Monthly Activity	FYTD Activity	FYTD %	Amount	Balance	Balance
21	E	---	4--	110000	---	NON-CAPITAL OBJECTS	0.00	0.00	686.54	0.00	36.26	722.80-	686.54-
21	E	---	---	110000	---	UNDIFFERENTIATED CURRICU	0.00	0.00	686.54	0.00	36.26	722.80-	686.54-
21	E	---	1--	120000	---	SALARIES	0.00	0.00	500.00	0.00	0.00	500.00-	500.00-
21	E	---	2--	120000	---	EMPLOYEE BENEFITS	0.00	0.00	67.04	0.00	0.00	67.04-	67.04-
21	E	---	3--	120000	---	PURCHASED SERVICES	0.00	510.00	2,370.00	0.00	0.00	2,370.00-	2,370.00-
21	E	---	4--	120000	---	NON-CAPITAL OBJECTS	0.00	7,375.32	66,393.17	0.00	286.40	66,679.57-	66,393.17-
21	E	---	9--	120000	---	OTHER EXPENDITURES	0.00	508.38	1,480.88	0.00	0.00	1,480.88-	1,480.88-
21	E	---	---	120000	---	REGULAR CURRICULUM	0.00	8,393.70	70,811.09	0.00	286.40	71,097.49-	70,811.09-
21	E	---	4--	125500	---	NON-CAPITAL OBJECTS	0.00	0.00	115.00	0.00	0.00	115.00-	115.00-
21	E	---	---	125500	---	INSTRUMENTAL MUSIC	0.00	0.00	115.00	0.00	0.00	115.00-	115.00-
21	E	---	4--	126000	---	NON-CAPITAL OBJECTS	0.00	0.00	5,582.25	0.00	0.00	5,582.25-	5,582.25-
21	E	---	---	126000	---	SCIENCE	0.00	0.00	5,582.25	0.00	0.00	5,582.25-	5,582.25-
21	E	---	4--	131000	---	NON-CAPITAL OBJECTS	0.00	949.87	949.87	0.00	0.00	949.87-	949.87-
21	E	---	---	131000	---	AGRICULTURE	0.00	949.87	949.87	0.00	0.00	949.87-	949.87-
21	E	---	4--	132000	---	NON-CAPITAL OBJECTS	0.00	1,000.00	1,000.00	0.00	0.00	1,000.00-	1,000.00-
21	E	---	---	132000	---	BUSINESS OCCUPATIONS	0.00	1,000.00	1,000.00	0.00	0.00	1,000.00-	1,000.00-
21	E	---	4--	136000	---	NON-CAPITAL OBJECTS	0.00	0.00	759.99	0.00	1,284.00	2,043.99-	759.99-
21	E	---	---	136000	---	TECHNOLOGY EDUCATION	0.00	0.00	759.99	0.00	1,284.00	2,043.99-	759.99-
21	E	---	4--	152000	---	NON-CAPITAL OBJECTS	0.00	97.06-	0.00	0.00	0.00	0.00	0.00
21	E	---	---	152000	---	EARLY CHILDHOOD	0.00	97.06-	0.00	0.00	0.00	0.00	0.00
21	E	---	---	1-----	---	INSTRUCTION	0.00	10,246.51	79,904.74	0.00	1,606.66	81,511.40-	79,904.74-
21	E	---	4--	219000	---	NON-CAPITAL OBJECTS	0.00	0.00	11,495.72	0.00	0.00	11,495.72-	11,495.72-
21	E	---	---	219000	---	OTHER PUPIL SERVICES	0.00	0.00	11,495.72	0.00	0.00	11,495.72-	11,495.72-
21	E	---	3--	240000	---	PURCHASED SERVICES	0.00	4,055.00	13,146.68	0.00	0.00	13,146.68-	13,146.68-
21	E	---	4--	240000	---	NON-CAPITAL OBJECTS	0.00	20,042.64	121,014.77	0.00	0.00	121,014.77-	121,014.77-
21	E	---	5--	240000	---	CAPITAL OBJECTS	0.00	0.00	7,800.00	0.00	0.00	7,800.00-	7,800.00-
21	E	---	9--	240000	---	OTHER EXPENDITURES	0.00	1,135.00	14,946.54	0.00	0.00	14,946.54-	14,946.54-
21	E	---	---	240000	---	BUILDING ADMINISTRATION	0.00	25,232.64	156,907.99	0.00	0.00	156,907.99-	156,907.99-
21	E	---	5--	255200	---	CAPITAL OBJECTS	0.00	0.00	60,382.03	0.00	100,108.00	160,490.03-	60,382.03-

Fd	T	Loc	Obj	Func	Prj	Obj	2021-22 Revised Budget	April 2021-22 Monthly Activity	2021-22 FYTD Activity	2021-22 FYTD %	Encumbered Amount	Unencumbered Balance	Unexpended Balance
21	E	---	---	255200	---	SITE REPAIRS	0.00	0.00	60,382.03	0.00	100,108.00	160,490.03-	60,382.03-
21	E	---	3--	256770	---	PURCHASED SERVICES	0.00	450.00	600.00	0.00	0.00	600.00-	600.00-
21	E	---	---	256770	---	FIELD TRIPS	0.00	450.00	600.00	0.00	0.00	600.00-	600.00-
21	E	---	---	2-----	---	SUPPORT SERVICES	0.00	25,682.64	229,385.74	0.00	100,108.00	329,493.74-	229,385.74-
21	E	---	3--	450000	---	PURCHASED SERVICES	0.00	0.00	52,258.56	0.00	0.00	52,258.56-	52,258.56-
21	E	---	---	450000	---	POST-SECONDARY SCHOLARSH	0.00	0.00	52,258.56	0.00	0.00	52,258.56-	52,258.56-
21	E	---	---	4-----	---	NON-PROGRAM TRANSACTIONS	0.00	0.00	52,258.56	0.00	0.00	52,258.56-	52,258.56-
21	-	---	---	-----	---	GIFT FUND	0.00	35,929.15	361,549.04	0.00	101,714.66	463,263.70-	361,549.04-

Fd	T	Loc	Obj	Func	Prj	Obj	2021-22	April 2021-22	2021-22	2021-22	Encumbered	Unencumbered	Unexpended
							Revised Budget	Monthly Activity	FYTD Activity	FYTD %	Amount	Balance	Balance
27	E	---	1--	152000	---	SALARIES	46,000.00	3,833.34	30,916.72	67.21	0.00	15,083.28	15,083.28
27	E	---	2--	152000	---	EMPLOYEE BENEFITS	6,782.00	555.44	4,518.03	66.62	0.00	2,263.97	2,263.97
27	E	---	3--	152000	---	PURCHASED SERVICES	500.00	0.00	0.00	0.00	0.00	500.00	500.00
27	E	---	4--	152000	---	NON-CAPITAL OBJECTS	13,000.00	97.06	2,944.64	22.65	0.00	10,055.36	10,055.36
27	E	---	9--	152000	---	OTHER EXPENDITURES	0.00	0.00	950.00	0.00	0.00	950.00-	950.00-
27	E	---	---	152000	---	EARLY CHILDHOOD	66,282.00	4,485.84	39,329.39	59.34	0.00	26,952.61	26,952.61
27	E	---	1--	156100	---	SALARIES	6,448.00	0.00	0.00	0.00	0.00	6,448.00	6,448.00
27	E	---	2--	156100	---	EMPLOYEE BENEFITS	2,421.00	0.00	0.00	0.00	0.00	2,421.00	2,421.00
27	E	---	---	156100	---	HEARING IMPAIRMENT DEAF/	8,869.00	0.00	0.00	0.00	0.00	8,869.00	8,869.00
27	E	---	1--	156110	---	SALARIES	30,705.00	3,168.12	26,295.33	85.64	0.00	4,409.67	4,409.67
27	E	---	2--	156110	---	EMPLOYEE BENEFITS	15,526.00	1,718.80	13,000.51	83.73	0.00	2,525.49	2,525.49
27	E	---	---	156110	---	HEARING IMPAIRMENT	46,231.00	4,886.92	39,295.84	85.00	0.00	6,935.16	6,935.16
27	E	---	1--	156600	---	SALARIES	404,024.00	33,668.76	298,731.00	73.94	0.00	105,293.00	105,293.00
27	E	---	2--	156600	---	EMPLOYEE BENEFITS	185,955.00	15,764.28	130,445.48	70.15	0.00	55,509.52	55,509.52
27	E	---	3--	156600	---	PURCHASED SERVICES	500.00	0.00	3,112.67	622.53	767.98	3,380.65-	2,612.67-
27	E	---	4--	156600	---	NON-CAPITAL OBJECTS	5,300.00	0.00	5,376.31	101.44	0.00	76.31-	76.31-
27	E	---	9--	156600	---	OTHER EXPENDITURES	1,060.00	0.00	774.00	73.02	0.00	286.00	286.00
27	E	---	---	156600	---	SPEECH/LANGUAGE	596,839.00	49,433.04	438,439.46	73.46	767.98	157,631.56	158,399.54
27	E	---	3--	156700	---	PURCHASED SERVICES	0.00	153.56	1,900.49	0.00	0.00	1,900.49-	1,900.49-
27	E	---	5--	156700	---	CAPITAL OBJECTS	0.00	0.00	0.00	0.00	3,980.00	3,980.00-	0.00
27	E	---	---	156700	---	VISUALLY IMPAIRED	0.00	153.56	1,900.49	0.00	3,980.00	5,880.49-	1,900.49-
27	E	---	4--	158200	---	NON-CAPITAL OBJECTS	0.00	0.00	131.55	0.00	0.00	131.55-	131.55-
27	E	---	---	158200	---	LEARNING DISABILITIES	0.00	0.00	131.55	0.00	0.00	131.55-	131.55-
27	E	---	1--	158700	---	SALARIES	2,135,897.98	173,209.71	1,527,815.61	71.53	0.00	608,082.37	608,082.37
27	E	---	2--	158700	---	EMPLOYEE BENEFITS	1,019,596.00	92,995.40	770,371.11	75.56	0.00	249,224.89	249,224.89
27	E	---	3--	158700	---	PURCHASED SERVICES	21,000.00	5,008.65	10,949.70	52.14	0.00	10,050.30	10,050.30
27	E	---	4--	158700	---	NON-CAPITAL OBJECTS	73,030.00	4,682.15	63,882.10	87.47	11,638.59	2,490.69-	9,147.90
27	E	---	5--	158700	---	CAPITAL OBJECTS	50,000.00	2,311.00	10,063.60	20.13	0.00	39,936.40	39,936.40
27	E	---	9--	158700	---	OTHER EXPENDITURES	1,000.00	0.00	0.00	0.00	0.00	1,000.00	1,000.00
27	E	---	---	158700	---	CROSS CATEGORICAL	3,300,523.98	278,206.91	2,383,082.12	72.20	11,638.59	905,803.27	917,441.86
27	E	---	4--	158777	---	NON-CAPITAL OBJECTS	0.00	0.00	0.00	0.00	351.72	351.72-	0.00
27	E	---	---	158777	---	RVA CROSS CATEGORICAL	0.00	0.00	0.00	0.00	351.72	351.72-	0.00

Fd	T	Loc	Obj	Func	Prj	Obj	2021-22	April 2021-22	2021-22	2021-22	Encumbered	Unencumbered	Unexpended
							Revised Budget	Monthly Activity	FYTD Activity	FYTD %	Amount	Balance	Balance
27	E	---	9--	159100	---	OTHER EXPENDITURES	2,000.00	0.00	1,736.00	86.80	0.00	264.00	264.00
27	E	---	---	159100	---	SPECIAL ED ASSISTANTS	2,000.00	0.00	1,736.00	86.80	0.00	264.00	264.00
27	E	---	1--	159180	---	SALARIES	663,669.00	61,360.98	572,034.22	86.19	0.00	91,634.78	91,634.78
27	E	---	2--	159180	---	EMPLOYEE BENEFITS	502,720.02	38,742.03	314,394.32	62.54	0.00	188,325.70	188,325.70
27	E	---	---	159180	---	CROSS CATEGORICAL - ASST	1,166,389.02	100,103.01	886,428.54	76.00	0.00	279,960.48	279,960.48
27	E	---	1--	159300	---	SALARIES	28,889.00	2,407.42	19,382.48	67.09	0.00	9,506.52	9,506.52
27	E	---	2--	159300	---	EMPLOYEE BENEFITS	14,317.00	1,260.13	9,646.42	67.38	0.00	4,670.58	4,670.58
27	E	---	4--	159300	---	NON-CAPITAL OBJECTS	0.00	0.00	366.60	0.00	69.94	436.54-	366.60-
27	E	---	---	159300	---	ADAPTIVE PHY ED	43,206.00	3,667.55	29,395.50	68.04	69.94	13,740.56	13,810.50
27	E	---	---	1-----	---	INSTRUCTION	5,230,340.00	440,936.83	3,819,738.89	73.03	16,808.23	1,393,792.88	1,410,601.11
27	E	---	1--	212000	---	SALARIES	95,900.00	4,041.68	32,583.44	33.98	0.00	63,316.56	63,316.56
27	E	---	2--	212000	---	EMPLOYEE BENEFITS	59,411.00	2,629.65	20,488.80	34.49	0.00	38,922.20	38,922.20
27	E	---	3--	212000	---	PURCHASED SERVICES	0.00	0.00	245.15	0.00	0.00	245.15-	245.15-
27	E	---	---	212000	---	SOCIAL WORK	155,311.00	6,671.33	53,317.39	34.33	0.00	101,993.61	101,993.61
27	E	---	1--	215000	---	SALARIES	317,970.00	30,205.94	262,823.51	82.66	0.00	55,146.49	55,146.49
27	E	---	2--	215000	---	EMPLOYEE BENEFITS	153,422.00	13,607.87	115,162.99	75.06	0.00	38,259.01	38,259.01
27	E	---	4--	215000	---	NON-CAPITAL OBJECTS	3,000.00	0.00	737.83	24.59	0.00	2,262.17	2,262.17
27	E	---	---	215000	---	PSYCHOLOGICAL SERVICES	474,392.00	43,813.81	378,724.33	79.83	0.00	95,667.67	95,667.67
27	E	---	3--	215200	---	PURCHASED SERVICES	0.00	0.00	3,590.00	0.00	0.00	3,590.00-	3,590.00-
27	E	---	4--	215200	---	NON-CAPITAL OBJECTS	3,850.00	0.00	2,405.87	62.49	550.00	894.13	1,444.13
27	E	---	---	215200	---	DIRECT PSYCHOLOGICAL SER	3,850.00	0.00	5,995.87	155.74	550.00	2,695.87-	2,145.87-
27	E	---	1--	218100	---	SALARIES	228,981.00	17,743.79	174,695.07	76.29	0.00	54,285.93	54,285.93
27	E	---	2--	218100	---	EMPLOYEE BENEFITS	126,356.00	5,288.63	59,934.21	47.43	0.00	66,421.79	66,421.79
27	E	---	3--	218100	---	PURCHASED SERVICES	14,100.00	356.25	8,422.75	59.74	0.00	5,677.25	5,677.25
27	E	---	4--	218100	---	NON-CAPITAL OBJECTS	5,500.00	510.35	4,775.54	86.83	110.85	613.61	724.46
27	E	---	9--	218100	---	OTHER EXPENDITURES	0.00	0.00	310.00	0.00	0.00	310.00-	310.00-
27	E	---	---	218100	---	OCCUPATIONAL THERAPY	374,937.00	23,899.02	248,137.57	66.18	110.85	126,688.58	126,799.43
27	E	---	1--	218200	---	SALARIES	68,043.00	5,670.26	45,612.08	67.03	0.00	22,430.92	22,430.92
27	E	---	2--	218200	---	EMPLOYEE BENEFITS	33,416.00	2,868.66	22,413.77	67.07	0.00	11,002.23	11,002.23
27	E	---	3--	218200	---	PURCHASED SERVICES	500.00	1,125.00	3,060.20	612.04	0.00	2,560.20-	2,560.20-
27	E	---	4--	218200	---	NON-CAPITAL OBJECTS	3,000.00	995.19	6,461.95	215.40	0.00	3,461.95-	3,461.95-
27	E	---	5--	218200	---	CAPITAL OBJECTS	5,000.00	0.00	0.00	0.00	0.00	5,000.00	5,000.00

Fd	T	Loc	Obj	Func	Prj	Obj	2021-22	April 2021-22	2021-22	2021-22	Encumbered	Unencumbered	Unexpended
							Revised Budget	Monthly Activity	FYTD Activity	FYTD %	Amount	Balance	Balance
27	E	---	---	218200	---	PHYSICAL THERAPY	109,959.00	10,659.11	77,548.00	70.52	0.00	32,411.00	32,411.00
27	E	---	4--	219000	---	NON-CAPITAL OBJECTS	0.00	0.00	337.50	0.00	0.00	337.50-	337.50-
27	E	---	---	219000	---	OTHER PUPIL SERVICES	0.00	0.00	337.50	0.00	0.00	337.50-	337.50-
27	E	---	1--	221200	---	SALARIES	0.00	77.00	134.75	0.00	0.00	134.75-	134.75-
27	E	---	2--	221200	---	EMPLOYEE BENEFITS	0.00	10.60	18.53	0.00	0.00	18.53-	18.53-
27	E	---	3--	221200	---	PURCHASED SERVICES	4,000.00	0.00	1,000.00	25.00	0.00	3,000.00	3,000.00
27	E	---	---	221200	---	CURRICULUM DEVELOPMENT	4,000.00	87.60	1,153.28	28.83	0.00	2,846.72	2,846.72
27	E	---	1--	221300	---	SALARIES	0.00	6,078.23	39,716.50	0.00	0.00	39,716.50-	39,716.50-
27	E	---	2--	221300	---	EMPLOYEE BENEFITS	5,000.00	834.75	7,899.25	157.99	0.00	2,899.25-	2,899.25-
27	E	---	3--	221300	---	PURCHASED SERVICES	27,250.00	88.79	6,126.48	22.48	0.00	21,123.52	21,123.52
27	E	---	4--	221300	---	NON-CAPITAL OBJECTS	5,000.00	0.00	1,541.86	30.84	0.00	3,458.14	3,458.14
27	E	---	---	221300	---	INSTRUCTIONAL STAFF TRAI	37,250.00	7,001.77	55,284.09	148.41	0.00	18,034.09-	18,034.09-
27	E	---	1--	221900	---	SALARIES	0.00	0.00	2,871.83	0.00	0.00	2,871.83-	2,871.83-
27	E	---	2--	221900	---	EMPLOYEE BENEFITS	0.00	0.00	404.34	0.00	0.00	404.34-	404.34-
27	E	---	4--	221900	---	NON-CAPITAL OBJECTS	1,300.00	0.00	3,620.61	278.51	0.00	2,320.61-	2,320.61-
27	E	---	---	221900	---	OTHER IMPROVEMENT OF INS	1,300.00	0.00	6,896.78	530.52	0.00	5,596.78-	5,596.78-
27	E	---	1--	223300	---	SALARIES	111,840.00	9,320.00	93,450.00	83.56	0.00	18,390.00	18,390.00
27	E	---	2--	223300	---	EMPLOYEE BENEFITS	27,222.00	2,269.92	22,452.17	82.48	0.00	4,769.83	4,769.83
27	E	---	3--	223300	---	PURCHASED SERVICES	500.00	0.00	4,332.00	866.40	0.00	3,832.00-	3,832.00-
27	E	---	4--	223300	---	NON-CAPITAL OBJECTS	1,000.00	0.00	50.57	5.06	0.00	949.43	949.43
27	E	---	9--	223300	---	OTHER EXPENDITURES	0.00	195.00	195.00	0.00	0.00	195.00-	195.00-
27	E	---	---	223300	---	SUP/COOR EXCEPTIONAL EDU	140,562.00	11,784.92	120,479.74	85.71	0.00	20,082.26	20,082.26
27	E	---	1--	223390	---	SALARIES	37,146.00	3,429.62	30,918.15	83.23	0.00	6,227.85	6,227.85
27	E	---	2--	223390	---	EMPLOYEE BENEFITS	26,759.00	2,304.32	21,102.80	78.86	0.00	5,656.20	5,656.20
27	E	---	4--	223390	---	NON-CAPITAL OBJECTS	0.00	0.00	315.76	0.00	0.00	315.76-	315.76-
27	E	---	5--	223390	---	CAPITAL OBJECTS	0.00	0.00	0.00	0.00	6,935.00	6,935.00-	0.00
27	E	---	---	223390	---	SPECIAL ED SUPERIVSION &	63,905.00	5,733.94	52,336.71	81.90	6,935.00	4,633.29	11,568.29
27	E	---	3--	252000	---	PURCHASED SERVICES	0.00	0.00	11,298.00	0.00	0.00	11,298.00-	11,298.00-
27	E	---	---	252000	---	FISCAL	0.00	0.00	11,298.00	0.00	0.00	11,298.00-	11,298.00-
27	E	---	3--	254410	---	PURCHASED SERVICES	0.00	0.00	70.00	0.00	0.00	70.00-	70.00-
27	E	---	---	254410	---	INSTRUCTIONAL EQUIPMENT	0.00	0.00	70.00	0.00	0.00	70.00-	70.00-

Fd	T	Loc	Obj	Func	Prj	Obj	2021-22	April 2021-22	2021-22	2021-22	Encumbered	Unencumbered	Unexpended
							Revised Budget	Monthly Activity	FYTD Activity	FYTD %	Amount	Balance	Balance
27	E	---	3--	254490	---	PURCHASED SERVICES	0.00	0.00	186.89	0.00	0.00	186.89-	186.89-
27	E	---	---	254490	---	OTHER EQUIPMENT REPAIRS	0.00	0.00	186.89	0.00	0.00	186.89-	186.89-
27	E	---	5--	255200	---	CAPITAL OBJECTS	50,000.00	0.00	54,900.00	109.80	63,187.97	68,087.97-	4,900.00-
27	E	---	---	255200	---	SITE REPAIRS	50,000.00	0.00	54,900.00	109.80	63,187.97	68,087.97-	4,900.00-
27	E	---	3--	255300	---	PURCHASED SERVICES	0.00	71.50	71.50	0.00	0.00	71.50-	71.50-
27	E	---	4--	255300	---	NON-CAPITAL OBJECTS	0.00	0.00	4,140.00	0.00	0.00	4,140.00-	4,140.00-
27	E	---	---	255300	---	REMODELING	0.00	71.50	4,211.50	0.00	0.00	4,211.50-	4,211.50-
27	E	---	3--	255400	---	PURCHASED SERVICES	8,800.00	0.00	9,196.67	104.51	0.00	396.67-	396.67-
27	E	---	---	255400	---	RENTAL IN LIEU OF PURCHA	8,800.00	0.00	9,196.67	104.51	0.00	396.67-	396.67-
27	E	---	1--	256250	---	SALARIES	50,606.00	5,403.52	49,144.04	97.11	0.00	1,461.96	1,461.96
27	E	---	2--	256250	---	EMPLOYEE BENEFITS	44,405.00	4,929.06	37,165.28	83.70	0.00	7,239.72	7,239.72
27	E	---	3--	256250	---	PURCHASED SERVICES	27,000.00	2,078.42	15,144.91	56.09	0.00	11,855.09	11,855.09
27	E	---	4--	256250	---	NON-CAPITAL OBJECTS	1,000.00	0.00	0.00	0.00	0.00	1,000.00	1,000.00
27	E	---	---	256250	---	SP ED TRANSPORTATION - D	123,011.00	12,411.00	101,454.23	82.48	0.00	21,556.77	21,556.77
27	E	---	1--	256251	---	SALARIES	0.00	0.00	156.90	0.00	0.00	156.90-	156.90-
27	E	---	2--	256251	---	EMPLOYEE BENEFITS	0.00	0.00	22.13	0.00	0.00	22.13-	22.13-
27	E	---	---	256251	---	RESIDENT SP ED TRANSPORT	0.00	0.00	179.03	0.00	0.00	179.03-	179.03-
27	E	---	3--	256770	---	PURCHASED SERVICES	3,300.00	1,622.10	2,340.85	70.93	0.00	959.15	959.15
27	E	---	---	256770	---	FIELD TRIPS	3,300.00	1,622.10	2,340.85	70.93	0.00	959.15	959.15
27	E	---	7--	256800	---	INSURANCE AND JUDGEMENTS	0.00	0.00	884.00	0.00	0.00	884.00-	884.00-
27	E	---	---	256800	---	INSURANCE SERVICES	0.00	0.00	884.00	0.00	0.00	884.00-	884.00-
27	E	---	2--	259000	---	EMPLOYEE BENEFITS	0.00	201.63	1,761.99	0.00	0.00	1,761.99-	1,761.99-
27	E	---	---	259000	---	OTHER BUSINESS ADMINISTR	0.00	201.63	1,761.99	0.00	0.00	1,761.99-	1,761.99-
27	E	---	3--	263300	---	PURCHASED SERVICES	0.00	420.11	1,870.49	0.00	0.00	1,870.49-	1,870.49-
27	E	---	---	263300	---	PUBLIC INFORMATION	0.00	420.11	1,870.49	0.00	0.00	1,870.49-	1,870.49-
27	E	---	3--	264400	---	PURCHASED SERVICES	0.00	384.49	453.49	0.00	0.00	453.49-	453.49-
27	E	---	---	264400	---	NONINSTRUCTIONAL STAFF T	0.00	384.49	453.49	0.00	0.00	453.49-	453.49-
27	E	---	---	2-----	---	SUPPORT SERVICES	1,550,577.00	124,762.33	1,189,018.40	76.68	70,783.82	290,774.78	361,558.60

Fd	T	Loc	Obj	Func	Prj	Obj	2021-22	April 2021-22	2021-22	2021-22	Encumbered	Unencumbered	Unexpended
							Revised Budget	Monthly Activity	FYTD Activity	FYTD %	Amount	Balance	Balance
27	E	---	3--	436611	---	PURCHASED SERVICES	51,110.00	0.00	38,077.50	74.50	0.00	13,032.50	13,032.50
27	E	---	---	436611	---	HEARING IMPAIRMENT	51,110.00	0.00	38,077.50	74.50	0.00	13,032.50	13,032.50
27	E	---	3--	436670	---	PURCHASED SERVICES	38,700.00	0.00	22,103.00	57.11	0.00	16,597.00	16,597.00
27	E	---	---	436670	---	VISUAL IMPAIRMENT	38,700.00	0.00	22,103.00	57.11	0.00	16,597.00	16,597.00
27	E	---	9--	491000	---	OTHER EXPENDITURES	0.00	0.00	5,150.75	0.00	0.00	5,150.75-	5,150.75-
27	E	---	---	491000	---	SPEC REV TRANSFERS TO OT	0.00	0.00	5,150.75	0.00	0.00	5,150.75-	5,150.75-
27	E	---	---	4-----	---	NON-PROGRAM TRANSACTIONS	89,810.00	0.00	65,331.25	72.74	0.00	24,478.75	24,478.75
27	-	---	---	-----	---	SPECIAL EDUCATION FUND	6,870,727.00	565,699.16	5,074,088.54	73.85	87,592.05	1,709,046.41	1,796,638.46



Fd	T	Loc	Obj	Func	Prj	Obj	2021-22 Revised Budget	April 2021-22 Monthly Activity	2021-22 FYTD Activity	2021-22 FYTD %	Encumbered Amount	Unencumbered Balance	Unexpended Balance
38	E	---	6--	281000	---	DEBT REITREMENT	0.00	0.00	16,375.00	0.00	0.00	16,375.00-	16,375.00-
38	E	---	---	281000	---	LONG-TERM CAPITAL DEBT	0.00	0.00	16,375.00	0.00	0.00	16,375.00-	16,375.00-
38	E	---	6--	282000	---	DEBT REITREMENT	161,203.00	0.00	81,203.12	50.37	0.00	79,999.88	79,999.88
38	E	---	---	282000	---	REFINANCING	161,203.00	0.00	81,203.12	50.37	0.00	79,999.88	79,999.88
38	E	---	---	2-----	---	SUPPORT SERVICES	161,203.00	0.00	97,578.12	60.53	0.00	63,624.88	63,624.88
38	-	---	---	-----	---	Non-Referendum Debt Serv	161,203.00	0.00	97,578.12	60.53	0.00	63,624.88	63,624.88

Fd	T	Loc	Obj	Func	Prj	Obj	2021-22	April 2021-22	2021-22	2021-22	Encumbered	Unencumbered	Unexpended
							Revised Budget	Monthly Activity	FYTD Activity	FYTD %	Amount	Balance	Balance
39	E	---	6--	281000	---	DEBT REITREMENT	451,300.00	0.00	451,300.00	100.00	0.00	0.00	0.00
39	E	---	---	281000	---	LONG-TERM CAPITAL DEBT	451,300.00	0.00	451,300.00	100.00	0.00	0.00	0.00
39	E	---	---	2-----	---	SUPPORT SERVICES	451,300.00	0.00	451,300.00	100.00	0.00	0.00	0.00
39	-	---	---	-----	---	REFERENDUM APPROVED DEBT	451,300.00	0.00	451,300.00	100.00	0.00	0.00	0.00

Fd	T	Loc	Obj	Func	Prj	Obj	2021-22 Revised Budget	April 2021-22 Monthly Activity	2021-22 FYTD Activity	2021-22 FYTD %	Encumbered Amount	Unencumbered Balance	Unexpended Balance
49	E	---	3--	255300	---	PURCHASED SERVICES	500,000.00	0.00	178,594.62	35.72	128,074.84	193,330.54	321,405.38
49	E	---	---	255300	---	REMODELING	500,000.00	0.00	178,594.62	35.72	128,074.84	193,330.54	321,405.38
49	E	---	---	2-----	---	SUPPORT SERVICES	500,000.00	0.00	178,594.62	35.72	128,074.84	193,330.54	321,405.38
49	-	---	---	-----	---	OTHER CAPITAL PROJECTS F	500,000.00	0.00	178,594.62	35.72	128,074.84	193,330.54	321,405.38

Fd	T	Loc	Obj	Func	Prj	Obj	2021-22	April 2021-22	2021-22	2021-22	Encumbered	Unencumbered	Unexpended
							Revised Budget	Monthly Activity	FYTD Activity	FYTD %	Amount	Balance	Balance
50	E	---	4--	253000	---	NON-CAPITAL OBJECTS	0.00	0.00	1,280.00	0.00	0.00	1,280.00-	1,280.00-
50	E	---	---	253000	---	OPERATION	0.00	0.00	1,280.00	0.00	0.00	1,280.00-	1,280.00-
50	E	---	1--	257000	---	SALARIES	100,080.00	10,294.85	28,332.68	28.31	0.00	71,747.32	71,747.32
50	E	---	2--	257000	---	EMPLOYEE BENEFITS	64,027.00	6,578.70	14,960.48	23.37	0.00	49,066.52	49,066.52
50	E	---	3--	257000	---	PURCHASED SERVICES	1,316,000.00	1,215.94	1,150,580.89	87.43	2,450.00	162,969.11	165,419.11
50	E	---	4--	257000	---	NON-CAPITAL OBJECTS	0.00	22,418.99	25,522.34	0.00	0.00	25,522.34-	25,522.34-
50	E	---	5--	257000	---	CAPITAL OBJECTS	0.00	4,695.00	4,695.00	0.00	294,710.00	299,405.00-	4,695.00-
50	E	---	9--	257000	---	OTHER EXPENDITURES	0.00	197.30	465.94	0.00	0.00	465.94-	465.94-
50	E	---	---	257000	---	FOOD SERVICES	1,480,107.00	45,400.78	1,224,557.33	82.73	297,160.00	41,610.33-	255,549.67
50	E	---	3--	295000	---	PURCHASED SERVICES	6,334.00	0.00	6,334.00	100.00	0.00	0.00	0.00
50	E	---	---	295000	---	ADMINISTRATIVE TECHNOLOG	6,334.00	0.00	6,334.00	100.00	0.00	0.00	0.00
50	E	---	---	2-----	---	SUPPORT SERVICES	1,486,441.00	45,400.78	1,232,171.33	82.89	297,160.00	42,890.33-	254,269.67
50	-	---	---	-----	---	FOOD SERVICE FUND	1,486,441.00	45,400.78	1,232,171.33	82.89	297,160.00	42,890.33-	254,269.67

Fd	T	Loc	Obj	Func	Prj	Obj	2021-22	April 2021-22	2021-22	2021-22	Encumbered	Unencumbered	Unexpended
							Revised Budget	Monthly Activity	FYTD Activity	FYTD %	Amount	Balance	Balance
72	E	---	9--	492000	---	OTHER EXPENDITURES	0.00	0.00	84,307.91	0.00	0.00	84,307.91-	84,307.91-
72	E	---	---	492000	---	OTHER ADJUSTMENTS	0.00	0.00	84,307.91	0.00	0.00	84,307.91-	84,307.91-
72	E	---	---	4-----	---	NON-PROGRAM TRANSACTIONS	0.00	0.00	84,307.91	0.00	0.00	84,307.91-	84,307.91-
72	-	---	---	-----	---	PRIVATE PURPOSE (SCHOLAR	0.00	0.00	84,307.91	0.00	0.00	84,307.91-	84,307.91-

Fd	T	Loc	Obj	Func	Prj	Obj	2021-22	April 2021-22	2021-22	2021-22	Encumbered	Unencumbered	Unexpended
							Revised Budget	Monthly Activity	FYTD Activity	FYTD %	Amount	Balance	Balance
73	E	---	9--	420000	---	OTHER EXPENDITURES	0.00	1,270.64	595,605.13	0.00	0.00	595,605.13-	595,605.13-
73	E	---	---	420000	---	TRUST FUND AWARD/SCHOLAR	0.00	1,270.64	595,605.13	0.00	0.00	595,605.13-	595,605.13-
73	E	---	---	4-----	---	NON-PROGRAM TRANSACTIONS	0.00	1,270.64	595,605.13	0.00	0.00	595,605.13-	595,605.13-
73	-	---	---	-----	---	FIDUCIARY FUND	0.00	1,270.64	595,605.13	0.00	0.00	595,605.13-	595,605.13-

Fd	T	Loc	Obj	Func	Prj	Obj	2021-22	April 2021-22	2021-22	2021-22	Encumbered	Unencumbered	Unexpended
							Revised Budget	Monthly Activity	FYTD Activity	FYTD %	Amount	Balance	Balance
80	E	---	1--	229000	---	SALARIES	0.00	0.00	52.50	0.00	0.00	52.50-	52.50-
80	E	---	2--	229000	---	EMPLOYEE BENEFITS	0.00	0.00	7.38	0.00	0.00	7.38-	7.38-
80	E	---	---	229000	---	OTHER INSTRUCTIONAL STAF	0.00	0.00	59.88	0.00	0.00	59.88-	59.88-
80	E	---	3--	230000	---	PURCHASED SERVICES	0.00	30.62	1,514.68	0.00	0.00	1,514.68-	1,514.68-
80	E	---	---	230000	---	GENERAL ADMINISTRATION	0.00	30.62	1,514.68	0.00	0.00	1,514.68-	1,514.68-
80	E	---	1--	232200	---	SALARIES	12,500.00	566.00	9,195.80	73.57	0.00	3,304.20	3,304.20
80	E	---	2--	232200	---	EMPLOYEE BENEFITS	1,185.00	44.54	817.41	68.98	0.00	367.59	367.59
80	E	---	3--	232200	---	PURCHASED SERVICES	45,500.00	0.00	0.00	0.00	0.00	45,500.00	45,500.00
80	E	---	---	232200	---	COMMUNITY RELATIONS	59,185.00	610.54	10,013.21	16.92	0.00	49,171.79	49,171.79
80	E	---	1--	240000	---	SALARIES	55,700.00	6,544.48	48,783.47	87.58	0.00	6,916.53	6,916.53
80	E	---	2--	240000	---	EMPLOYEE BENEFITS	16,100.00	639.27	5,026.60	31.22	0.00	11,073.40	11,073.40
80	E	---	3--	240000	---	PURCHASED SERVICES	30,000.00	0.00	162.86	0.54	0.00	29,837.14	29,837.14
80	E	---	4--	240000	---	NON-CAPITAL OBJECTS	5,000.00	1,146.96	3,067.12	61.34	600.97	1,331.91	1,932.88
80	E	---	9--	240000	---	OTHER EXPENDITURES	0.00	5.00	135.00	0.00	0.00	135.00-	135.00-
80	E	---	---	240000	---	BUILDING ADMINISTRATION	106,800.00	8,335.71	57,175.05	53.53	600.97	49,023.98	49,624.95
80	E	---	3--	253000	---	PURCHASED SERVICES	0.00	0.00	2,700.00	0.00	7,300.00	10,000.00-	2,700.00-
80	E	---	---	253000	---	OPERATION	0.00	0.00	2,700.00	0.00	7,300.00	10,000.00-	2,700.00-
80	E	---	3--	254200	---	PURCHASED SERVICES	0.00	0.00	29,400.00	0.00	0.00	29,400.00-	29,400.00-
80	E	---	---	254200	---	SITE REPAIRS	0.00	0.00	29,400.00	0.00	0.00	29,400.00-	29,400.00-
80	E	---	4--	254490	---	NON-CAPITAL OBJECTS	10,000.00	0.00	102.99	1.03	0.00	9,897.01	9,897.01
80	E	---	---	254490	---	OTHER EQUIPMENT REPAIRS	10,000.00	0.00	102.99	1.03	0.00	9,897.01	9,897.01
80	E	---	3--	256790	---	PURCHASED SERVICES	27,210.00	0.00	15,163.12	55.73	0.00	12,046.88	12,046.88
80	E	---	---	256790	---	OTHER CONTRACTED TRANSP	27,210.00	0.00	15,163.12	55.73	0.00	12,046.88	12,046.88
80	E	---	---	2-----	---	SUPPORT SERVICES	203,195.00	8,976.87	116,128.93	57.15	7,900.97	79,165.10	87,066.07
80	E	---	1--	310000	---	SALARIES	18,000.00	0.00	9,000.00	50.00	0.00	9,000.00	9,000.00
80	E	---	2--	310000	---	EMPLOYEE BENEFITS	0.00	0.00	1,276.18	0.00	0.00	1,276.18-	1,276.18-
80	E	---	3--	310000	---	PURCHASED SERVICES	0.00	4,908.00-	4,128.00-	0.00	0.00	4,128.00	4,128.00
80	E	---	4--	310000	---	NON-CAPITAL OBJECTS	0.00	0.00	393.68	0.00	0.00	393.68-	393.68-
80	E	---	---	310000	---	COMMUNITY SRVCS - ADULT	18,000.00	4,908.00-	6,541.86	36.34	0.00	11,458.14	11,458.14
80	E	---	1--	390000	---	SALARIES	174,537.00	3,446.13	58,776.21	33.68	0.00	115,760.79	115,760.79

Fd	T	Loc	Obj	Func	Prj	Obj	2021-22	April 2021-22	2021-22	2021-22	Encumbered	Unencumbered	Unexpended
							Revised Budget	Monthly Activity	FYTD Activity	FYTD %	Amount	Balance	Balance
80	E	---	2--	390000	---	EMPLOYEE BENEFITS	29,140.00	1,369.29	15,869.95	54.46	0.00	13,270.05	13,270.05
80	E	---	3--	390000	---	PURCHASED SERVICES	0.00	1,354.60	28,996.88	0.00	0.00	28,996.88-	28,996.88-
80	E	---	4--	390000	---	NON-CAPITAL OBJECTS	0.00	474.63	5,654.04	0.00	0.00	5,654.04-	5,654.04-
80	E	---	9--	390000	---	OTHER EXPENDITURES	0.00	0.00	525.00	0.00	0.00	525.00-	525.00-
80	E	---	---	390000	---	COMMUNITY SERVICES - OTH	203,677.00	6,644.65	109,822.08	53.92	0.00	93,854.92	93,854.92
80	E	---	1--	393000	---	SALARIES	78,000.00	5,062.82	52,422.45	67.21	0.00	25,577.55	25,577.55
80	E	---	2--	393000	---	EMPLOYEE BENEFITS	11,276.00	482.04	5,991.35	53.13	0.00	5,284.65	5,284.65
80	E	---	3--	393000	---	PURCHASED SERVICES	11,700.00	585.78	6,149.04	52.56	0.00	5,550.96	5,550.96
80	E	---	4--	393000	---	NON-CAPITAL OBJECTS	11,090.00	0.00	2,243.94	20.23	1,747.00	7,099.06	8,846.06
80	E	---	9--	393000	---	OTHER EXPENDITURES	450.00	0.00	1,125.00	250.00	0.00	675.00-	675.00-
80	E	---	---	393000	---	RECREATION ATHLETIC COMM	112,516.00	6,130.64	67,931.78	60.38	1,747.00	42,837.22	44,584.22
80	E	---	---	3-----	---	COMMUNITY SERVICES	334,193.00	7,867.29	184,295.72	55.15	1,747.00	148,150.28	149,897.28
80	E	---	9--	491000	---	OTHER EXPENDITURES	0.00	0.00	8,250.00	0.00	0.00	8,250.00-	8,250.00-
80	E	---	---	491000	---	SPEC REV TRANSFERS TO OT	0.00	0.00	8,250.00	0.00	0.00	8,250.00-	8,250.00-
80	E	---	---	4-----	---	NON-PROGRAM TRANSACTIONS	0.00	0.00	8,250.00	0.00	0.00	8,250.00-	8,250.00-
80	-	---	---	-----	---	COMMUNITY SERVICE FUND	537,388.00	16,844.16	308,674.65	57.44	9,647.97	219,065.38	228,713.35



Fd	T	Loc	Obj	Func	Prj	Obj	2021-22	April 2021-22	2021-22	2021-22	Encumbered	Unencumbered	Unexpended
							Revised Budget	Monthly Activity	FYTD Activity	FYTD %	Amount	Balance	Balance
99	E	---	1--	110000	---	SALARIES	1,297,995.00	131,273.66	1,260,690.69	97.13	0.00	37,304.31	37,304.31
99	E	---	2--	110000	---	EMPLOYEE BENEFITS	634,812.00	62,490.78	574,003.20	90.42	0.00	60,808.80	60,808.80
99	E	---	3--	110000	---	PURCHASED SERVICES	310,000.00	14,427.74	104,780.86	33.80	21,778.81	183,440.33	205,219.14
99	E	---	4--	110000	---	NON-CAPITAL OBJECTS	650,000.00	51,599.83	708,536.36	109.01	39,580.47	98,116.83-	58,536.36-
99	E	---	9--	110000	---	OTHER EXPENDITURES	0.00	9,883.15	53,897.23	0.00	1,580.80	55,478.03-	53,897.23-
99	E	---	---	110000	---	UNDIFFERENTIATED CURRICU	2,892,807.00	269,675.16	2,701,908.34	93.40	62,940.08	127,958.58	190,898.66
99	E	---	1--	121000	---	SALARIES	110,300.00	9,191.68	92,416.80	83.79	0.00	17,883.20	17,883.20
99	E	---	2--	121000	---	EMPLOYEE BENEFITS	49,424.00	5,083.06	44,411.63	89.86	0.00	5,012.37	5,012.37
99	E	---	---	121000	---	ART	159,724.00	14,274.74	136,828.43	85.67	0.00	22,895.57	22,895.57
99	E	---	1--	122000	---	SALARIES	196,200.00	11,916.70	124,350.34	63.38	0.00	71,849.66	71,849.66
99	E	---	2--	122000	---	EMPLOYEE BENEFITS	39,810.00	4,685.74	42,520.47	106.81	0.00	2,710.47-	2,710.47-
99	E	---	---	122000	---	ENGLISH LANGUAGE	236,010.00	16,602.44	166,870.81	70.70	0.00	69,139.19	69,139.19
99	E	---	1--	123219	---	SALARIES	99,500.00	12,933.36	123,078.87	123.70	0.00	23,578.87-	23,578.87-
99	E	---	2--	123219	---	EMPLOYEE BENEFITS	38,053.00	5,659.33	51,753.93	136.00	0.00	13,700.93-	13,700.93-
99	E	---	---	123219	---	SPANISH	137,553.00	18,592.69	174,832.80	127.10	0.00	37,279.80-	37,279.80-
99	E	---	1--	124000	---	SALARIES	149,100.00	12,494.14	125,691.48	84.30	0.00	23,408.52	23,408.52
99	E	---	2--	124000	---	EMPLOYEE BENEFITS	64,451.00	5,460.26	53,121.10	82.42	0.00	11,329.90	11,329.90
99	E	---	---	124000	---	MATHEMATICS	213,551.00	17,954.40	178,812.58	83.73	0.00	34,738.42	34,738.42
99	E	---	1--	126000	---	SALARIES	161,085.00	13,705.88	137,244.60	85.20	0.00	23,840.40	23,840.40
99	E	---	2--	126000	---	EMPLOYEE BENEFITS	81,407.00	7,064.08	67,783.95	83.27	0.00	13,623.05	13,623.05
99	E	---	---	126000	---	SCIENCE	242,492.00	20,769.96	205,028.55	84.55	0.00	37,463.45	37,463.45
99	E	---	1--	127000	---	SALARIES	158,356.00	13,196.34	132,713.40	83.81	0.00	25,642.60	25,642.60
99	E	---	2--	127000	---	EMPLOYEE BENEFITS	81,006.00	7,021.60	67,513.99	83.34	0.00	13,492.01	13,492.01
99	E	---	---	127000	---	SOCIAL SCIENCE	239,362.00	20,217.94	200,227.39	83.65	0.00	39,134.61	39,134.61
99	E	---	3--	129100	---	PURCHASED SERVICES	8,600.00	0.00	8,792.65	102.24	0.00	192.65-	192.65-
99	E	---	4--	129100	---	NON-CAPITAL OBJECTS	1,800.00	0.00	1,315.22	73.07	207.20	277.58	484.78
99	E	---	---	129100	---	CAREER DEVELOPMENT - MAS	10,400.00	0.00	10,107.87	97.19	207.20	84.93	292.13
99	E	---	1--	132000	---	SALARIES	42,400.00	3,533.34	35,583.40	83.92	0.00	6,816.60	6,816.60
99	E	---	2--	132000	---	EMPLOYEE BENEFITS	6,250.00	511.96	5,208.66	83.34	0.00	1,041.34	1,041.34
99	E	---	---	132000	---	BUSINESS OCCUPATIONS	48,650.00	4,045.30	40,792.06	83.85	0.00	7,857.94	7,857.94
99	E	---	1--	143000	---	SALARIES	116,245.00	13,337.10	132,694.18	114.15	0.00	16,449.18-	16,449.18-

Fd	T	Loc	Obj	Func	Prj	Obj	2021-22	April 2021-22	2021-22	2021-22	Encumbered	Unencumbered	Unexpended
							Revised Budget	Monthly Activity	FYTD Activity	FYTD %	Amount	Balance	Balance
99	E	---	2--	143000	---	EMPLOYEE BENEFITS	49,790.00	5,709.94	54,262.07	108.98	0.00	4,472.07-	4,472.07-
99	E	---	---	143000	---	PHYSICAL EDUCATION	166,035.00	19,047.04	186,956.25	112.60	0.00	20,921.25-	20,921.25-
99	E	---	4--	161000	---	NON-CAPITAL OBJECTS	15,000.00	0.00	14.84	0.10	0.00	14,985.16	14,985.16
99	E	---	---	161000	---	CO-CURRICULAR ACADEMIC	15,000.00	0.00	14.84	0.10	0.00	14,985.16	14,985.16
99	E	---	4--	162000	---	NON-CAPITAL OBJECTS	15,000.00	0.00	0.00	0.00	0.00	15,000.00	15,000.00
99	E	---	---	162000	---	CO-CURRICULAR ATHLETICS	15,000.00	0.00	0.00	0.00	0.00	15,000.00	15,000.00
99	E	---	---	1-----	---	INSTRUCTION	4,376,584.00	401,179.67	4,002,379.92	91.45	63,147.28	311,056.80	374,204.08
99	E	---	1--	213000	---	SALARIES	98,100.00	3,833.34	76,450.04	77.93	0.00	21,649.96	21,649.96
99	E	---	2--	213000	---	EMPLOYEE BENEFITS	61,231.00	2,602.38	46,020.91	75.16	0.00	15,210.09	15,210.09
99	E	---	---	213000	---	PUPIL SERVICES - GUIDANC	159,331.00	6,435.72	122,470.95	76.87	0.00	36,860.05	36,860.05
99	E	---	1--	215000	---	SALARIES	24,698.00	2,058.10	20,661.00	83.65	0.00	4,037.00	4,037.00
99	E	---	2--	215000	---	EMPLOYEE BENEFITS	10,574.00	893.08	8,721.80	82.48	0.00	1,852.20	1,852.20
99	E	---	---	215000	---	PSYCHOLOGICAL SERVICES	35,272.00	2,951.18	29,382.80	83.30	0.00	5,889.20	5,889.20
99	E	---	4--	215200	---	NON-CAPITAL OBJECTS	0.00	2,378.72	2,378.72	0.00	0.00	2,378.72-	2,378.72-
99	E	---	---	215200	---	DIRECT PSYCHOLOGICAL SER	0.00	2,378.72	2,378.72	0.00	0.00	2,378.72-	2,378.72-
99	E	---	1--	219000	---	SALARIES	0.00	600.00	600.00	0.00	0.00	600.00-	600.00-
99	E	---	2--	219000	---	EMPLOYEE BENEFITS	0.00	83.35	83.35	0.00	0.00	83.35-	83.35-
99	E	---	3--	219000	---	PURCHASED SERVICES	868,000.00	1,125.00	266,515.86	30.70	0.00	601,484.14	601,484.14
99	E	---	4--	219000	---	NON-CAPITAL OBJECTS	20,000.00	696.49	30,305.19	151.53	0.00	10,305.19-	10,305.19-
99	E	---	9--	219000	---	OTHER EXPENDITURES	0.00	0.00	192.00	0.00	0.00	192.00-	192.00-
99	E	---	---	219000	---	OTHER PUPIL SERVICES	888,000.00	2,504.84	297,696.40	33.52	0.00	590,303.60	590,303.60
99	E	---	3--	221000	---	PURCHASED SERVICES	0.00	1,734.33	13,160.66	0.00	0.00	13,160.66-	13,160.66-
99	E	---	4--	221000	---	NON-CAPITAL OBJECTS	0.00	0.00	76.00	0.00	0.00	76.00-	76.00-
99	E	---	---	221000	---	IMPROVEMENT OF INSTRUC	0.00	1,734.33	13,236.66	0.00	0.00	13,236.66-	13,236.66-
99	E	---	1--	221200	---	SALARIES	916,495.00	27,547.32	357,558.33	39.01	0.00	558,936.67	558,936.67
99	E	---	2--	221200	---	EMPLOYEE BENEFITS	350,506.00	9,983.84	190,837.45	54.45	0.00	159,668.55	159,668.55
99	E	---	3--	221200	---	PURCHASED SERVICES	927,930.00	17,387.31	436,916.56	47.09	0.00	491,013.44	491,013.44
99	E	---	4--	221200	---	NON-CAPITAL OBJECTS	343,500.00	37,698.03	138,988.29	40.46	990.00	203,521.71	204,511.71
99	E	---	5--	221200	---	CAPITAL OBJECTS	0.00	0.00	799.98	0.00	0.00	799.98-	799.98-
99	E	---	9--	221200	---	OTHER EXPENDITURES	25,000.00	10,926.00	29,613.10	118.45	0.00	4,613.10-	4,613.10-
99	E	---	---	221200	---	CURRICULUM DEVELOPMENT	2,563,431.00	103,542.50	1,154,713.71	45.05	990.00	1,407,727.29	1,408,717.29

Fd	T	Loc	Obj	Func	Prj	Obj	2021-22	April 2021-22	2021-22	2021-22	Encumbered	Unencumbered	Unexpended
							Revised Budget	Monthly Activity	FYTD Activity	FYTD %	Amount	Balance	Balance
99	E	---	2--	221300	---	EMPLOYEE BENEFITS	0.00	0.00	8,439.54	0.00	0.00	8,439.54-	8,439.54-
99	E	---	---	221300	---	INSTRUCTIONAL STAFF TRAI	0.00	0.00	8,439.54	0.00	0.00	8,439.54-	8,439.54-
99	E	---	3--	231500	---	PURCHASED SERVICES	0.00	0.00	3,663.00	0.00	0.00	3,663.00-	3,663.00-
99	E	---	---	231500	---	BOARD OF EDUCATION - LEG	0.00	0.00	3,663.00	0.00	0.00	3,663.00-	3,663.00-
99	E	---	1--	235000	---	SALARIES	119,032.00	9,919.34	99,443.40	83.54	0.00	19,588.60	19,588.60
99	E	---	2--	235000	---	EMPLOYEE BENEFITS	38,670.00	3,222.20	31,771.28	82.16	0.00	6,898.72	6,898.72
99	E	---	4--	235000	---	NON-CAPITAL OBJECTS	0.00	0.00	0.00	0.00	2,188.00	2,188.00-	0.00
99	E	---	---	235000	---	CHARTER AUTHORIZER OP. C	157,702.00	13,141.54	131,214.68	83.20	2,188.00	24,299.32	26,487.32
99	E	---	1--	239000	---	SALARIES	64,141.00	5,345.10	53,701.00	83.72	0.00	10,440.00	10,440.00
99	E	---	2--	239000	---	EMPLOYEE BENEFITS	32,841.00	2,821.20	27,388.81	83.40	0.00	5,452.19	5,452.19
99	E	---	---	239000	---	OTHER GENERAL ADMINISTRA	96,982.00	8,166.30	81,089.81	83.61	0.00	15,892.19	15,892.19
99	E	---	1--	240000	---	SALARIES	395,662.00	35,713.72	326,372.33	82.49	0.00	69,289.67	69,289.67
99	E	---	2--	240000	---	EMPLOYEE BENEFITS	254,479.00	23,538.37	204,869.06	80.51	0.00	49,609.94	49,609.94
99	E	---	---	240000	---	BUILDING ADMINISTRATION	650,141.00	59,252.09	531,241.39	81.71	0.00	118,899.61	118,899.61
99	E	---	1--	252000	---	SALARIES	0.00	2,017.28	11,097.61	0.00	0.00	11,097.61-	11,097.61-
99	E	---	2--	252000	---	EMPLOYEE BENEFITS	0.00	1,036.51	5,968.70	0.00	0.00	5,968.70-	5,968.70-
99	E	---	---	252000	---	FISCAL	0.00	3,053.79	17,066.31	0.00	0.00	17,066.31-	17,066.31-
99	E	---	1--	253000	---	SALARIES	7,156.00	596.34	5,988.40	83.68	0.00	1,167.60	1,167.60
99	E	---	2--	253000	---	EMPLOYEE BENEFITS	2,140.00	178.54	1,755.16	82.02	0.00	384.84	384.84
99	E	---	3--	253000	---	PURCHASED SERVICES	0.00	961.39	4,983.63	0.00	0.00	4,983.63-	4,983.63-
99	E	---	---	253000	---	OPERATION	9,296.00	1,736.27	12,727.19	136.91	0.00	3,431.19-	3,431.19-
99	E	---	3--	255000	---	PURCHASED SERVICES	96,000.00	0.00	28,340.89	29.52	0.00	67,659.11	67,659.11
99	E	---	---	255000	---	FACILITY ACQUISITION/REM	96,000.00	0.00	28,340.89	29.52	0.00	67,659.11	67,659.11
99	E	---	5--	255300	---	CAPITAL OBJECTS	0.00	0.00	0.00	0.00	13,765.00	13,765.00-	0.00
99	E	---	---	255300	---	REMODELING	0.00	0.00	0.00	0.00	13,765.00	13,765.00-	0.00
99	E	---	3--	255400	---	PURCHASED SERVICES	19,000.00	4,471.20	52,751.96	277.64	0.00	33,751.96-	33,751.96-
99	E	---	---	255400	---	RENTAL IN LIEU OF PURCHA	19,000.00	4,471.20	52,751.96	277.64	0.00	33,751.96-	33,751.96-
99	E	---	7--	270000	---	INSURANCE AND JUDGEMENTS	34,370.00	0.00	0.00	0.00	0.00	34,370.00	34,370.00
99	E	---	---	270000	---	INSURANCE AND JUDGMENTS	34,370.00	0.00	0.00	0.00	0.00	34,370.00	34,370.00

Fd	T	Loc	Obj	Func	Prj	Obj	2021-22	April 2021-22	2021-22	2021-22	Encumbered	Unencumbered	Unexpended
							Revised Budget	Monthly Activity	FYTD Activity	FYTD %	Amount	Balance	Balance
99	E	---	6--	281000	---	DEBT REITREMENT	60,000.00	0.00	0.00	0.00	0.00	60,000.00	60,000.00
99	E	---	---	281000	---	LONG-TERM CAPITAL DEBT	60,000.00	0.00	0.00	0.00	0.00	60,000.00	60,000.00
99	E	---	1--	295000	---	SALARIES	55,700.00	4,941.68	49,066.80	88.09	0.00	6,633.20	6,633.20
99	E	---	2--	295000	---	EMPLOYEE BENEFITS	8,210.00	716.04	7,182.13	87.48	0.00	1,027.87	1,027.87
99	E	---	3--	295000	---	PURCHASED SERVICES	12,500.00	258.88	88,808.23	710.47	50,429.96	126,738.19-	76,308.23-
99	E	---	4--	295000	---	NON-CAPITAL OBJECTS	0.00	12,452.10	180,086.56	0.00	6,704.25	186,790.81-	180,086.56-
99	E	---	---	295000	---	ADMINISTRATIVE TECHNOLOG	76,410.00	18,368.70	325,143.72	425.53	57,134.21	305,867.93-	248,733.72-
99	E	---	---	2-----	---	SUPPORT SERVICES	4,845,935.00	227,737.18	2,811,557.73	58.02	74,077.21	1,960,300.06	2,034,377.27
99	-	---	---	-----	---	OTHER PKG/COOP PROGRAM F	9,222,519.00	628,916.85	6,813,937.65	73.88	137,224.49	2,271,356.86	2,408,581.35

Number of Accounts: 2602

\*\*\*\*\* End of report \*\*\*\*\*

Vendor	Purch Vendor	Purchasing Name	PO Number	Proj/Grant	Type	Invoice Nbr	Accrual	Amount
Line	Description					Amount		
	Account					1099		
BMO FINA000					YDA	BMOMAR202200000	A/P-ACCR	77,932.62
10	CHARLES HECKEL, Shell Oil 548560000qps, Mosinee, WI, 54455, US,					108.40		
	99 E 600 348 221200 360					108.40		
20	CHARLES HECKEL, Wal-Mart #1828, Plover, WI, 54467, US,					215.75		
	99 E 600 411 110000 360					215.75		
30	CHARLES HECKEL, Tst Gorskis Pub And, Mosinee, WI, 54455, US,					97.88		
	99 E 600 411 110000 360					97.88		
40	CHARLES HECKEL, Mailchimp, Atlanta, GA, 30308, US,					59.00		
	99 E 600 360 295000 360					59.00		
50	CHARLES HECKEL, Wisbca, Cuba City, WI, 53807, US,					350.00		
	99 E 600 351 221200 360					350.00		
60	CHARLES HECKEL, Milwaukee Brewers Box, 800-9337890, WI, 53214-3651, US,					9,000.00		
	99 E 600 940 110000 360					9,000.00		
70	CHARLES HECKEL, Paypal Fleurdelisf, 4029357733, CA, 95131, US,					1,375.00		
	99 E 600 411 110000 360					1,375.00		
80	CHARLES HECKEL, Google Domains, Internet, CA, 94043, US,					12.00		
	99 E 600 360 295000 360					12.00		
90	CHARLES HECKEL, Custom Neon Order, Newtown, 3220, AU,					644.00		
	99 E 600 440 221200 360					644.00		
100	CHARLES HECKEL, Shutterfly, Inc., 6506105200, CA, 94065, US,					34.82		
	99 E 600 411 110000 360					34.82		
110	CHARLES HECKEL, The Phoenix Center, Richland Cent, WI, 53581, US,					353.15		
	99 E 600 940 110000 360					353.15		
120	CHARLES HECKEL, Tst Gorskis Pub And, Mosinee, WI, 54455, US,					320.03		
	99 E 600 411 219000 360					320.03		
130	CHARLES HECKEL, El Molcajete Mexican, Plover, WI, 54467, US,					200.96		
	99 E 600 411 219000 360					200.96		
140	CHARLES HECKEL, Sq Skate City, Rice Lake, WI, 54868, US,					380.00		
	99 E 600 940 110000 360					380.00		
150	DENNIS HINDERLITER, Box, Inc., 8777294269, CA, 94063, US,					900.00		
	10 E 800 360 295000 000					900.00		
160	STETSONVILLE ELEM CA, Wal-Mart #3643, Medford, WI, 54451, US,					14.47		
	10 E 101 415 240000 000					14.47		
170	STETSONVILLE ELEM CA, Usps Po 5678801063, Stetsonville, WI, 54480, US,					21.00		
	10 E 800 353 260000 000					21.00		
180	STETSONVILLE ELEM CA, Wm Supercenter #3643, Medford, WI, 54451, US,					83.40		
	10 E 101 411 213000 000					83.40		

Vendor	Purch Vendor	Purchasing Name	PO Number	Proj/Grant	Type	Invoice Nbr	Accrual	Amount
Line	Description		Account	Amount		Amount		
						1099		
Invoice Number BMOMAR202200000 continued								
BMO FINA000					YDA	BMOMAR202200000	A/P-ACCR	77,932.62
190	STETSONVILLE ELEM CA,	Rib Mountain Liquor, Wausau, WI, 54401, US,				67.22		
	80 E 800 411 390000 901			67.22				
200	STETSONVILLE ELEM CA,	The Vapour Lounge Llc, Wausau, WI, 54401, US,				75.91		
	80 E 800 411 390000 901			75.91				
210	STETSONVILLE ELEM CA,	Sq Uncommon Ground, Medford, WI, 54451, US,				84.00		
	10 E 101 415 240000 000			84.00				
220	JOSEPH GREGET,	Kwik Trip 35100003517, Medford, WI, 54451, US,				58.80		
	10 E 800 411 219000 000			58.80				
230	JOSEPH GREGET,	Screencastify Unlimite, Chicago, IL, 60607, US,				49.00		
	80 E 800 360 390000 901			49.00				
240	ANDREW J GUDEN,	Culvers Of Medford, Medford, WI, 54451, US,				55.43		
	10 E 800 411 171000 000			55.43				
250	MAPSDDO,	Kobussen Buses, 920-7660606, WI, 54130, US,				150.00		
	21 E 100 341 256770 085			150.00				
260	MAPSDDO,	Kobussen Buses, 920-7660606, WI, 54130, US,				525.00		
	10 E 100 341 256770 000			525.00				
270	MAPSDDO,	Kobussen Buses, 920-7660606, WI, 54130, US,				1,622.10		
	27 E 800 341 256770 341			1,622.10				
280	MAPSDDO,	Medford County Market, 7157489212, WI, 54451, US,				137.69		
	10 E 400 411 135000 000			137.69				
290	MAPSDDO,	Usps Po 5652500887, Medford, WI, 54451, US,				13.70		
	10 E 800 353 260000 000			13.70				
300	MAPSDDO,	Medford County Market, 7157489212, WI, 54451, US,				140.42		
	10 E 400 411 135000 000			140.42				
310	MAPSDDO,	Learners Edge, 9524693454, MN, 55121, US,				459.00		
	10 E 510 310 299000 365			459.00				
320	MAPSDDO,	Learners Edge, 9524693454, MN, 55121, US,				459.00		
	10 E 510 310 299000 365			459.00				
330	MAPSDDO,	Kalahari Resort - Wi E, 1305 Kalahari, WI, 53965, US,				184.49		
	27 E 800 342 264400 341			184.49				
340	MAPSDDO,	Event Wisconsin Skywa, Tysons Corner, VA, 22102, US,				200.00		
	27 E 800 310 264400 341			200.00				
350	MAPSDDO,	Event Wisconsin Skywa, Tysons Corner, VA, 22102, US,				200.00		
	10 E 100 310 240000 000			200.00				
360	MAPSDDO,	Medford County Market, 7157489212, WI, 54451, US,				119.89		



Vendor	Purch Vendor	Purchasing Name	PO Number	Proj/Grant	Type	Invoice Nbr	Accrual	Amount
Line	Description					Amount		
	Account					1099		
Invoice Number BMOMAR202200000 continued								
BMO FINA000					YDA	BMOMAR202200000	A/P-ACCR	77,932.62
540	Charles Heckel 2785, Slp Toolkit, Mesa, AZ, 85201, US,					24.00		
	99 E 600 360 295000 360					24.00		
550	Charles Heckel 2785, Nassp Product & Servic, 703-8600200, VA, 20191, US,					175.50		
	99 E 600 411 219000 360					175.50		
560	Charles Heckel 2785, Bookshark, Llc., 3037972954, CO, 80122, US,					47.95		
	99 E 600 470 110000 360					47.95		
570	Charles Heckel 2785, Kalahari Resort - Wi, Wisconsin Del, WI, 53965, US,					-208.00		
	99 E 600 411 221200 360					-208.00		
580	Charles Heckel 2785, Bookshark, Llc., 3037972954, CO, 80122, US,					46.85		
	99 E 600 470 110000 360					46.85		
590	Charles Heckel 2785, Essdack Market, Hutchinson, KS, 67501, US,					3,000.00		
	99 E 600 940 221200 360					3,000.00		
600	Charles Heckel 2785, Holiday Inn Rothschild, 7153551111, WI, 54474, US,					90.00		
	99 E 600 342 221200 360					90.00		
610	Charles Heckel 2785, Cedar Creek Grill Hous, Rothschild, WI, 54474, US,					62.75		
	99 E 600 411 221200 360					62.75		
620	Charles Heckel 2785, Holiday Inn Rothschild, 7153551111, WI, 54474, US,					90.00		
	99 E 600 342 221200 360					90.00		
630	Charles Heckel 2785, Holiday Inn Rothschild, 7153551111, WI, 54474, US,					90.00		
	99 E 600 342 221200 360					90.00		
640	Charles Heckel 2785, Hilton Milwaukee Hotel, 4142717250, WI, 53203, US,					458.00		
	99 E 600 342 221200 360					458.00		
650	Charles Heckel 2785, Bookshark, Llc., 3037972954, CO, 80122, US,					894.28		
	99 E 600 470 110000 360					894.28		
660	Charles Heckel 2785, Bookshark, Llc., 3037972954, CO, 80122, US,					146.85		
	99 E 600 470 110000 360					146.85		
670	Charles Heckel 2785, Cedar Creek Grill Hous, Rothschild, WI, 54474, US,					73.19		
	99 E 600 411 221200 360					73.19		
680	Charles Heckel 2785, Bookshark, Llc., 3037972954, CO, 80122, US,					99.93		
	99 E 600 470 110000 360					99.93		
690	Charles Heckel 2785, Bookshark, Llc., 3037972954, CO, 80122, US,					46.85		
	99 E 600 470 110000 360					46.85		
700	Charles Heckel 2785, Bookshark, Llc., 3037972954, CO, 80122, US,					50.44		
	99 E 600 470 110000 360					50.44		
710	Charles Heckel 2785, Bookshark, Llc., 3037972954, CO, 80122, US,					91.00		





Vendor	Purch Vendor	Purchasing Name	PO Number	Proj/Grant	Type	Invoice Nbr	Accrual	Amount
Line	Description					Amount		
Account			Amount			1099		
Invoice Number BMOMAR202200000 continued								
BMO FINA000					YDA	BMOMAR202200000	A/P-ACCR	77,932.62
890	Charles Heckel	2785, Bookshark, Llc.,	3037972954, CO,	80122, US,		907.13		
	99 E 600 470 110000 360					907.13		
900	Charles Heckel	2785, Bookshark, Llc.,	3037972954, CO,	80122, US,		771.81		
	99 E 600 470 110000 360					771.81		
910	Charles Heckel	2785, Bookshark, Llc.,	3037972954, CO,	80122, US,		309.82		
	99 E 600 470 110000 360					309.82		
920	Charles Heckel	2785, Bookshark, Llc.,	3037972954, CO,	80122, US,		65.97		
	99 E 600 470 110000 360					65.97		
930	Charles Heckel	2785, Bookshark, Llc.,	3037972954, CO,	80122, US,		95.90		
	99 E 600 470 110000 360					95.90		
940	Charles Heckel	2785, Institute For Excellen,	8008565815, OK,	74352, US,		73.92		
	99 E 600 470 110000 360					73.92		
950	Charles Heckel	2785, Super One Foods #573,	Ashland, WI,	54806, US,		13.29		
	99 E 600 411 221200 360					13.29		
960	Charles Heckel	2785, Cobblestone Ashland,	Ashland, WI,	54806, US,		90.00		
	99 E 600 342 221200 360					90.00		
970	Charles Heckel	2785, Kalahari Resort - Wi E,	1305 Kalahari, WI,	53965, US,		114.40		
	99 E 600 342 221200 360					114.40		
980	Charles Heckel	2785, Kwik Trip 11000011064,	Medford, WI,	54451-0000, US,		90.60		
	99 E 600 348 221200 360					90.60		
990	Charles Heckel	2785, Deep Water Grille,	Ashland, WI,	54806, US,		28.02		
	99 E 600 411 221200 360					28.02		
1000	Charles Heckel	2785, Bookshark, Llc.,	3037972954, CO,	80122, US,		233.33		
	99 E 600 470 110000 360					233.33		
1010	Charles Heckel	2785, Bookshark, Llc.,	3037972954, CO,	80122, US,		53.00		
	99 E 600 470 110000 360					53.00		
1020	Charles Heckel	2785, Bookshark, Llc.,	3037972954, CO,	80122, US,		477.24		
	99 E 600 470 110000 360					477.24		
1030	Charles Heckel	2785, Bookshark, Llc.,	3037972954, CO,	80122, US,		50.44		
	99 E 600 470 110000 360					50.44		
1040	Charles Heckel	2785, Stoney Creek Hotel,	Rothschild, WI,	54474, US,		280.00		
	99 E 600 342 221200 360					280.00		
1050	Charles Heckel	2785, Stoney Creek Hotel,	Rothschild, WI,	54474, US,		1,125.00		
	99 E 600 342 219000 360					1,125.00		
1060	Charles Heckel	2785, Nussy Learning Llc,	Clearwater, FL,	33762, US,		2,268.75		

Vendor	Purch Vendor	Purchasing Name	PO Number	Proj/Grant	Type	Invoice Nbr	Accrual	Amount
Line	Description					Amount		
Account			Amount			1099		
Invoice Number BMOMAR202200000 continued								
BMO FINA000					YDA	BMOMAR202200000	A/P-ACCR	77,932.62
99 E 600 360 110000 360				2,268.75				
1070 Charles Heckel 2785, Onstar Services, 888-4onstar, MI, 48243, US,						42.19		
99 E 600 358 221200 360				42.19				
1080 Charles Heckel 2785, Institute For Excellen, 8008565815, OK, 74352, US,						-2.05		
99 E 600 470 110000 360				-2.05				
1090 Charles Heckel 2785, Yeti 1-833-225-9384, 5123949384, DE, 78735, US,						53.26		
99 E 600 411 221200 360				53.26				
1100 Charles Heckel 2785, Yeti 1-833-225-9384, 5123949384, DE, 78735, US,						-53.26		
99 E 600 411 221200 360				-53.26				
1110 Charles Heckel 2785, Institute For Excellen, 8008565815, OK, 74352, US,						43.05		
99 E 600 470 110000 360				43.05				
1120 Charles Heckel 2785, Institute For Excellen, 8008565815, OK, 74352, US,						-1.75		
99 E 600 470 110000 360				-1.75				
1130 MEDFORD AREA HI 7691, Avid By Ihg, Monona, WI, 53716, US,						198.00		
10 E 400 342 132000 000				198.00				
1140 MEDFORD AREA HI 7691, Avid By Ihg, Monona, WI, 53716, US,						198.00		
10 E 400 342 132000 000				198.00				
1150 MEDFORD AREA HI 7691, Paypal Sound Ideas Su, 4029357733, ON, L4B1C6, CA,						3.66		
10 E 400 411 122600 000				3.66				
1160 MEDFORD AREA HI 7691, Samsclub.Com, 888-746-7726, AR, 72712, US,						508.52		
21 E 400 411 240000 411				508.52				
1170 MEDFORD AREA HI 7691, Airgas Usa, Llc, 866-935-3370, OH, 44131, US,						226.06		
10 E 400 411 136000 000				226.06				
1180 MEDFORD AREA HI 7691, Usps Po 5652500887, Medford, WI, 54451, US,						27.55		
10 E 800 353 260000 000				27.55				
1190 MEDFORD AREA HI 7691, Subway 7622, Medford, WI, 54451, US,						120.00		
10 E 400 411 213000 000				120.00				
1200 MEDFORD AREA HI 7691, Stahls, 800-478-2457, MI, 48312, US,						3,539.95		
21 E 400 411 240000 411				3,539.95				
1210 MEDFORD AREA HI 7691, Samsclub.Com, 888-746-7726, AR, 72712, US,						357.38		
21 E 400 411 240000 411				357.38				
1220 MEDFORD AREA HI 7691, Sams Club #8185, Eau Claire, WI, 54701, US,						145.46		
21 E 400 411 240000 411				145.46				
1230 MEDFORD AREA HI 7691, Samsclub.Com, 888-746-7726, AR, 72712, US,						549.50		
21 E 400 411 240000 411				549.50				

Vendor	Purch Vendor	Purchasing Name	PO Number	Proj/Grant	Type	Invoice Nbr	Accrual	Amount
Line	Description					Amount		
Account			Amount			1099		
Invoice Number BMOMAR202200000 continued								
BMO FINA000					YDA	BMOMAR202200000	A/P-ACCR	77,932.62
1240	MEDFORD AREA HI 7691,	Wal-Mart #3643, Medford, WI, 54451, US,				64.91		
	21 E 400 411 120000 618		64.91					
1250	MEDFORD AREA HI 7691,	Wm Supercenter #3643, Medford, WI, 54451, US,				110.28		
	80 E 800 411 240000 740		110.28					
1260	Dave Makovsky 0558,	Sams Club #6535, Wausau, WI, 54401, US,				1,799.60		
	10 E 800 440 253000 000		1,799.60					
1270	Dave Makovsky 0558,	Tvidler.Com, +12057828551, 53446, LT,				24.90		
	10 E 400 411 253000 000		24.90					
1280	Dave Makovsky 0558,	McMaster-Carr, 630-834-9600, IL, 60126, US,				1,224.74		
	10 E 400 440 240000 000		1,224.74					
1290	Dave Makovsky 0558,	Supplies Depot, 8566929374, NJ, 08360, US,				106.44		
	10 E 400 411 253000 000		106.44					
1300	Dave Makovsky 0558,	McMaster-Carr, 630-834-9600, IL, 60126, US,				101.39		
	10 E 400 411 253000 000		101.39					
1310	Dave Makovsky 0558,	McMaster-Carr, 630-834-9600, IL, 60126, US,				36.08		
	10 E 400 411 254300 000		36.08					
1320	Sara Holewinski 1174,	Wal-Mart #3643, Medford, WI, 54451, US,				56.80		
	99 E 600 411 110000 360		56.80					
1330	Sara Holewinski 1174,	Amzn Mktp US 165do2y91, Amzn.Com/Bill, WA, 98109, U				233.14		
	99 E 600 411 221200 360		233.14					
1340	Sara Holewinski 1174,	Wal-Mart #3643, Medford, WI, 54451, US,				10.98		
	99 E 600 411 221200 360		10.98					
1350	Sara Holewinski 1174,	Amazon.Com 1644x2c62 A, Amzn.Com/Bill, WA, 98109, U				383.69		
	99 E 600 411 221200 360		383.69					
1360	Sara Holewinski 1174,	Amazon.Com 165vz0op0 A, Amzn.Com/Bill, WA, 98109, U				500.00		
	99 E 600 411 221200 360		500.00					
1370	Sara Holewinski 1174,	Amazon.Com 166mq8bw1, Amzn.Com/Bill, WA, 98109, US,				2,500.00		
	99 E 600 411 221200 360		2,500.00					
1380	Sara Holewinski 1174,	Amazon.Com 167vj01b0, Amzn.Com/Bill, WA, 98109, US,				2,500.00		
	99 E 600 411 221200 360		2,500.00					
1390	Sara Holewinski 1174,	Amzn Mktp US 167zq9lm0, Amzn.Com/Bill, WA, 98109, U				660.00		
	99 E 600 440 221200 360		660.00					
1400	Sara Holewinski 1174,	Amazon.Com 1611t8bp1 A, Amzn.Com/Bill, WA, 98109, U				2,500.00		
	99 E 600 411 221200 360		2,500.00					
1410	Sara Holewinski 1174,	Amazon.Com 163r83ps1, Amzn.Com/Bill, WA, 98109, US,				180.00		

Vendor	Purch Vendor	Purchasing Name	PO Number	Proj/Grant	Type	Invoice Nbr	Accrual	Amount
Line	Description		Account	Amount		1099		
Invoice Number BMOMAR202200000 continued								
BMO FINA000					YDA	BMOMAR202200000	A/P-ACCR	77,932.62
	99 E 600 411 221200 360			180.00				
1420	Sara Holewinski 1174, Amazon.Com 1n8c99g62 A, Amzn.Com/Bill, WA, 98109, U			18.98				
	99 E 600 411 110000 360			18.98				
1430	Sara Holewinski 1174, Amzn Mktp US 1n5hp7xc2, Amzn.Com/Bill, WA, 98109, U			44.97				
	99 E 600 411 110000 360			44.97				
1440	Sara Holewinski 1174, Amazon.Com 1n9si2vy2 A, Amzn.Com/Bill, WA, 98109, U			342.76				
	99 E 600 439 110000 360			342.76				
1450	Sara Holewinski 1174, Amazon.Com 1n4no5qe0 A, Amzn.Com/Bill, WA, 98109, U			311.22				
	99 E 600 439 110000 360			311.22				
1460	Sara Holewinski 1174, Amzn Mktp US 1n5w02t22, Amzn.Com/Bill, WA, 98109, U			469.00				
	99 E 600 440 221200 360			469.00				
1470	Sara Holewinski 1174, Kwik Trip 35100003517, Medford, WI, 54451-0000, US,			120.00				
	99 E 600 348 221200 360			120.00				
1480	Sara Holewinski 1174, Amzn Mktp US 1n5zs5fp2, Amzn.Com/Bill, WA, 98109, U			25.17				
	99 E 600 411 110000 360			25.17				
1490	Sara Holewinski 1174, Amzn Mktp US 1n4gp9kbl, Amzn.Com/Bill, WA, 98109, U			215.61				
	99 E 600 411 221200 360			215.61				
1500	Sara Holewinski 1174, Amzn Mktp US 1n37y34a2, Amzn.Com/Bill, WA, 98109, U			5.99				
	99 E 600 411 110000 360			5.99				
1510	Sara Holewinski 1174, Amzn Mktp US 1n5ag4pgl, Amzn.Com/Bill, WA, 98109, U			359.72				
	99 E 600 411 110000 360			359.72				
1520	Sara Holewinski 1174, Family Dollar #6117, Medford, WI, 54451, US,			15.00				
	99 E 600 411 110000 360			15.00				
1530	Sara Holewinski 1174, Amzn Mktp US 1z5h74i10, Amzn.Com/Bill, WA, 98109, U			39.99				
	99 E 600 411 110000 360			39.99				
1540	Sara Holewinski 1174, Dollartree, Medford, WI, 54451, US,			90.99				
	99 E 600 411 110000 360			90.99				
1550	Sara Holewinski 1174, Wm Supercenter #3643, Medford, WI, 54451, US,			75.44				
	99 E 600 411 110000 360			75.44				
1560	Sara Holewinski 1174, Amzn Mktp US 1n05i5371, Amzn.Com/Bill, WA, 98109, U			539.02				
	99 E 600 411 110000 360			539.02				
1570	Sara Holewinski 1174, Amzn Mktp US 1z5392nu2, Amzn.Com/Bill, WA, 98109, U			14.49				
	99 E 600 411 110000 360			14.49				
1580	Sara Holewinski 1174, Amzn Mktp US 1z3sm48p0, Amzn.Com/Bill, WA, 98109, U			351.34				
	99 E 600 411 110000 360			351.34				

Vendor	Purch Vendor	Purchasing Name	PO Number	Proj/Grant	Type	Invoice Nbr	Accrual	Amount
Line	Description					Amount		
Account			Amount			1099		
Invoice Number BMOMAR202200000 continued								
BMO FINA000					YDA	BMOMAR202200000	A/P-ACCR	77,932.62
1590	Sara Holewinski	1174, Amzn Mktp US 1z5jk3eh2, Amzn.Com/Bill, WA, 98109, U				14.44		
99 E 600 411 221200 360			14.44					
1600	Sara Holewinski	1174, Amzn Mktp US Amzn.Com/, Amzn.Com/Bill, WA, 98109, U				-329.46		
99 E 600 411 110000 360			-329.46					
1610	Sara Holewinski	1174, Usps.Com Postal Store, 800-782-6724, MO, 64161, US,				4,546.00		
99 E 600 353 221200 360			4,546.00					
1620	Sara Holewinski	1174, Amazon.Com 1z0o60q11, Amzn.Com/Bill, WA, 98109, US,				83.96		
99 E 600 411 110000 360			83.96					
1630	Sara Holewinski	1174, Amzn Mktp US 1w65y8992, Amzn.Com/Bill, WA, 98109, U				2,171.24		
99 E 600 411 221200 360			2,171.24					
1640	Sara Holewinski	1174, Amazon.Com 1z1ng52s1, Amzn.Com/Bill, WA, 98109, US,				500.00		
99 E 600 411 221200 360			500.00					
1650	Sara Holewinski	1174, Amazon.Com 1z3045110, Amzn.Com/Bill, WA, 98109, US,				1,650.00		
99 E 600 411 221200 360			1,650.00					
1660	Sara Holewinski	1174, Amazon.Com 1z7tt67b1, Amzn.Com/Bill, WA, 98109, US,				33.99		
99 E 600 411 110000 360			33.99					
1670	Sara Holewinski	1174, Amazon.Com 1z7d36o82 A, Amzn.Com/Bill, WA, 98109, U				100.00		
99 E 600 411 221200 360			100.00					
1680	Sara Holewinski	1174, Amzn Mktp US 1z8js0r21, Amzn.Com/Bill, WA, 98109, U				93.59		
99 E 600 411 110000 360			93.59					
1690	Sara Holewinski	1174, Amzn Mktp US 1z1045r21, Amzn.Com/Bill, WA, 98109, U				124.64		
99 E 600 411 110000 360			124.64					
1700	Sara Holewinski	1174, Amzn Mktp US Amzn.Com/, Amzn.Com/Bill, WA, 98109, U				-32.09		
99 E 600 411 110000 360			-32.09					
1710	Sara Holewinski	1174, Amzn Mktp US 1w0879862, Amzn.Com/Bill, WA, 98109, U				1,125.81		
99 E 600 411 110000 360			1,125.81					
1720	Sara Holewinski	1174, Amzn Mktp US 1z21d4x11, Amzn.Com/Bill, WA, 98109, U				40.95		
99 E 600 411 110000 360			40.95					
1730	Sara Holewinski	1174, Amzn Mktp US 1w1c67a52, Amzn.Com/Bill, WA, 98109, U				116.57		
99 E 600 411 221200 360			116.57					
1740	Sara Holewinski	1174, Amzn Mktp US 1w8f34vp0, Amzn.Com/Bill, WA, 98109, U				442.99		
99 E 600 440 221200 360			442.99					
1750	Sara Holewinski	1174, Amzn Mktp US 1i9ml3yl2, Amzn.Com/Bill, WA, 98109, U				14.98		
99 E 600 411 110000 360			14.98					
1760	Sara Holewinski	1174, Amzn Mktp US 1w8614182, Amzn.Com/Bill, WA, 98109, U				722.50		



Vendor	Purch Vendor	Purchasing Name	PO Number	Proj/Grant	Type	Invoice Nbr	Accrual	Amount
Line	Description					Amount		
	Account					1099		
Invoice Number BMOMAR202200000 continued								
BMO FINA000					YDA	BMOMAR202200000	A/P-ACCR	77,932.62
1940	MAMS - 0827,	Amzn Mktp US 162c25xx2, Amzn.Com/Bill, WA, 98109, US,				17.98		
	10 E 200 439 222200 031					17.98		
1950	MAMS - 0827,	Usps Po 5652500887, Medford, WI, 54451, US,				11.06		
	10 E 800 353 260000 000					11.06		
1960	MAMS - 0827,	Wal-Mart #3643, Medford, WI, 54451, US,				21.69		
	10 E 200 411 122000 000					21.69		
1970	MAMS - 0827,	Medford Ace Hardware, Medford, WI, 54451, US,				18.36		
	10 E 200 411 122000 000					18.36		
1980	MAMS - 0827,	Dreamstime.Com, Brentwood, TN, 37027, US,				1.00		
	21 E 200 411 240000 278					1.00		
1990	MAMS - 0827,	Amzn Mktp US 1n9nn2se2, Amzn.Com/Bill, WA, 98109, US,				60.50		
	10 E 200 481 222200 031					60.50		
2000	MAMS - 0827,	Dreamstime.Com, Brentwood, TN, 37027, US,				13.99		
	21 E 200 411 240000 278					13.99		
2010	MAMS - 0827,	Usps Po 5652500887, Medford, WI, 54451, US,				9.90		
	10 E 800 353 260000 000					9.90		
2020	MAMS - 0827,	Joann Stores #2487, Marshfield, WI, 54449, US,				79.33		
	10 E 200 411 122000 000					79.33		
2030	MAMS - 0827,	Wm Supercenter #3643, Medford, WI, 54451, US,				8.98		
	10 E 200 411 122000 000					8.98		
2040	MAMS - 0827,	Medford Ace Hardware, Medford, WI, 54451, US,				15.98		
	10 E 200 411 122000 000					15.98		
2050	MAMS - 0827,	Dollartree, Medford, WI, 54451, US,				33.75		
	21 E 800 411 240000 182					33.75		
2060	MAMS - 0827,	Amzn Mktp US 1n4t49s20, Amzn.Com/Bill, WA, 98109, US,				487.55		
	21 E 200 411 240000 272					487.55		
2070	MAMS - 0827,	Amzn Mktp US 1n8h76ho0, Amzn.Com/Bill, WA, 98109, US,				52.65		
	21 E 200 411 240000 272					52.65		
2080	MAMS - 0827,	In Stitches And Ink Ll, Medford, WI, 54451, US,				196.74		
	21 E 200 411 240000 225					196.74		
2090	MAMS - 0827,	Tacticalescape101.Com, 7154180012, WI, 54868, US,				660.00		
	21 E 200 940 240000 272					660.00		
2100	MAMS - 0827,	Usps Po 5652500887, Medford, WI, 54451, US,				11.81		
	10 E 800 353 260000 000					11.81		
2110	MAMS - 0827,	Amzn Mktp US 1n7yc0r31, Amzn.Com/Bill, WA, 98109, US,				29.64		



Vendor	Purch Vendor	Purchasing Name	PO Number	Proj/Grant	Type	Invoice Nbr	Accrual	Amount
Line	Description					Amount		
Account			Amount			1099		
Invoice Number BMOMAR202200000 continued								
BMO FINA000					YDA	BMOMAR202200000	A/P-ACCR	77,932.62
10 E 200 411 122000 000								29.64
2120 MAMS - 0827, Amzn Mktp US 1z2bb1262, Amzn.Com/Bill, WA, 98109, US,								16.29
21 E 200 411 240000 272								16.29
2130 MAMS - 0827, Amzn Mktp US 1n3yo5js0, Amzn.Com/Bill, WA, 98109, US,								29.99
21 E 200 411 240000 272								29.99
2140 MAMS - 0827, Amzn Mktp US 1n0e564o2, Amzn.Com/Bill, WA, 98109, US,								28.25
21 E 200 411 240000 272								28.25
2150 MAMS - 0827, Amzn Mktp US 1n0oi2py1, Amzn.Com/Bill, WA, 98109, US,								58.99
21 E 200 411 240000 272								58.99
2160 MAMS - 0827, Wal-Mart #3643, Medford, WI, 54451, US,								36.07
10 E 200 411 122000 000								36.07
2170 MAMS - 0827, Medford County Marke, Medford, WI, 54451, US,								52.49
21 E 200 411 240000 235								52.49
2180 MAMS - 0827, Amazon.Com 1z4uq3mi0, Amzn.Com/Bill, WA, 98109, US,								46.29
10 E 200 411 126000 000								46.29
2190 MAMS - 0827, Kwik Trip 11000011064, Medford, WI, 54451-0000, US,								39.50
80 E 800 411 390000 901								39.50
2200 MAMS - 0827, Uw Oshkosh College Of, 920-4243114, WI, 54901-3551, US,								48.00
10 E 200 940 124000 000								48.00
2210 MAMS - 0827, Wm Supercenter #3643, Medford, WI, 54451, US,								53.28
10 E 200 411 122000 000								53.28
2220 MAMS - 0827, Wal-Mart #3643, Medford, WI, 54451, US,								6.78
10 E 200 411 240000 000								6.78
2230 MAMS - 0827, Wm Supercenter #3643, Medford, WI, 54451, US,								118.76
21 E 200 411 240000 225								118.76
2240 MAMS - 0827, Amazon.Com 1z5nj7ng0, Amzn.Com/Bill, WA, 98109, US,								30.86
10 E 200 411 126000 000								30.86
2250 MAMS - 0827, Steve Weiss Music Inc, Willow Grove, PA, 19090, US,								54.81
21 E 200 411 240000 212								54.81
2260 MAMS - 0827, Ak Outdoors, Chelsea, WI, 54451, US,								21.63
21 E 200 411 240000 235								21.63
2270 MAMS - 0827, Joann Stores #1585, Wausau, WI, 54401, US,								286.90
21 E 200 411 240000 235								286.90

TOTAL INVOICES CREATED =====> 1

TOTAL AMOUNT OF INVOICES =====>

77,932.62

<u>Vendor</u>	<u>Purch Vendor</u>	<u>Purchasing Name</u>	<u>PO Number</u>	<u>Proj/Grant</u>	<u>Type</u>	<u>Invoice Nbr</u>	<u>Accrual</u>	<u>Amount</u>
<u>Line</u>	<u>Description</u>						<u>Amount</u>	
	<u>Account</u>						<u>Amount</u>	<u>1099</u>

Invoice Parameters:

Invoice Date: 04/20/2022 Due Date: 04/20/2022 Batch: 0001 Bank: BNK0 Check Type: Wire Transfer

\*\*\*\*\* End of report \*\*\*\*\*

Fd	T	Loc	Obj	Func	Prj	Obj	2021-22	April 2021-22	2021-22	2021-22	Encumbered	Unreceived
							Revised Budget	Monthly Revenue	FYTD Revenue	FYTD %	Balance	Balance
10	R	800	211	500000	000	PROPERTY TAX	4,881,092.00	210,568.91	3,176,735.17	65.08	0.00	1,704,356.83
10	R	800	213	500000	000	MOBILE HOME TAX	17,030.00	1,309.37	17,418.86	102.28	0.00	388.86-
10	R	800	244	139000	000	PAYMENTS FOR SERVICES	13,000.00	0.00	1,291.63	9.94	0.00	11,708.37
10	R	800	244	500000	000	PAYMENTS FOR SERVICES	0.00	0.00	455.81	0.00	0.00	455.81-
10	R	800	260	500000	000	NON-CAPITAL SALES	0.00	0.00	117.62	0.00	0.00	117.62-
10	R	800	262	500000	000	NON-CAP FOR RESALE	0.00	0.00	1,201.00	0.00	0.00	1,201.00-
10	R	800	264	500000	000	NON CAPITAL SURPLUS PROP.	18,000.00	19,529.00	28,187.08	156.59	0.00	10,187.08-
10	R	800	271	500000	000	ADMISSIONS	30,000.00	0.00	23,868.37	79.56	0.00	6,131.63
10	R	800	279	500000	000	OTHER SCHOOL ACTIVITY INC	8,000.00	1,663.00	8,969.00	112.11	0.00	969.00-
10	R	800	280	500000	000	INTEREST ON INVESTMENTS	5,000.00	106.05	1,295.84	25.92	0.00	3,704.16
10	R	800	290	500000	000	OTHER REVENUE FROM LOC SO	0.00	0.00	69.00	0.00	0.00	69.00-
10	R	800	291	500000	000	GIFTS	21,400.00	0.00	1,984.48	9.27	0.00	19,415.52
10	R	400	292	500000	000	STUDENT FEES	0.00	104.00	5,106.00	0.00	0.00	5,106.00-
10	R	800	292	500000	000	STUDENT FEES	23,000.00	7,140.00	28,265.19	122.89	0.00	5,265.19-
10	R	800	293	500000	000	RENTALS	1,500.00	697.50	5,559.75	370.65	0.00	4,059.75-
10	R	800	297	500000	000	STUDENT FINES	500.00	251.85	717.84	143.57	0.00	217.84-
10	R	---	2--	-----	---	*REVENUE FROM LOCAL SOURC	5,018,522.00	241,369.68	3,301,242.64	65.78	0.00	1,717,279.36
10	R	800	340	500000	000	PAYMENTS FOR SERVICES	0.00	2,000.00	2,000.00	0.00	0.00	2,000.00-
10	R	800	345	500000	000	GENERAL TUITION-OPEN ENRO	8,730,000.00	0.00	0.00	0.00	0.00	8,730,000.00
10	R	---	3--	-----	---	*INTERDIST PYMNTS WITHIN	8,730,000.00	2,000.00	2,000.00	0.02	0.00	8,728,000.00
10	R	800	612	500000	000	TRANSPORTATION AID	132,000.00	0.00	111,120.00	84.18	0.00	20,880.00
10	R	800	613	500000	000	LIBRARY AID	90,000.00	0.00	0.00	0.00	0.00	90,000.00
10	R	800	613	500000	031	LIBRARY AID	0.00	101,633.00	101,633.00	0.00	0.00	101,633.00-
10	R	800	621	500000	000	EQUALIZATION AID	16,159,298.00	0.00	10,503,544.00	65.00	0.00	5,655,754.00
10	R	800	630	500000	297	SPECIAL PROJECT GRANTS	0.00	0.00	30,785.71	0.00	0.00	30,785.71-
10	R	800	630	500000	522	SPECIAL PROJECT GRANTS	9,940.00	0.00	0.00	0.00	0.00	9,940.00
10	R	800	630	500000	577	SPECIAL PROJECT GRANTS	14,428.00	0.00	0.00	0.00	0.00	14,428.00
10	R	800	690	500000	000	OTHER REVENUE FROM STATE	0.00	0.00	52.00	0.00	0.00	52.00-
10	R	800	691	500000	000	COMPUTER AID	161,128.00	0.00	0.00	0.00	0.00	161,128.00
10	R	800	695	500000	000	STATE CATEGORICAL AID	1,538,660.00	0.00	1,538,908.00	100.02	0.00	248.00-
10	R	800	699	500000	698	OTHER REVENUE FROM STATE	0.00	0.00	19,923.08	0.00	0.00	19,923.08-
10	R	---	6--	-----	---	*REVENUE FROM STATE SOURC	18,105,454.00	101,633.00	12,305,965.79	67.97	0.00	5,799,488.21
10	R	800	713	500000	400	VOCATIONAL EDUCATION AID	17,176.00	0.00	6,192.42	36.05	0.00	10,983.58
10	R	510	730	500000	160	SPECIAL PROJECT GRANT	0.00	4,502.00	4,950.00	0.00	0.00	4,950.00-
10	R	520	730	500000	160	SPECIAL PROJECT GRANT	0.00	285.14	2,619.24	0.00	0.00	2,619.24-
10	R	520	730	500000	365	SPECIAL PROJECT GRANT	0.00	0.00	463.00	0.00	0.00	463.00-
10	R	800	730	500000	160	SPECIAL PROJECT GRANT	0.00	2,373.91	13,942.61	0.00	0.00	13,942.61-

Fd	T	Loc	Obj	Func	Prj	Obj	2021-22 Revised Budget	April 2021-22 Monthly Revenue	2021-22 FYTD Revenue	2021-22 FYTD %	Encumbered Balance	Unreceived Balance
10	R	800	730	500000	163	SPECIAL PROJECT GRANT	893,627.00	0.00	832,486.32	93.16	0.00	61,140.68
10	R	800	730	500000	341	SPECIAL PROJECT GRANT	76,950.00	0.00	18,988.23	24.68	0.00	57,961.77
10	R	800	730	500000	365	SPECIAL PROJECT GRANT	66,902.00	0.00	31,474.47	47.05	0.00	35,427.53
10	R	800	730	500000	381	SPECIAL PROJECT GRANT	25,000.00	0.00	1,030.01	4.12	0.00	23,969.99
10	R	800	751	500000	141	ECIA - CHAPTER 1	303,532.06	0.00	36,201.64	11.93	0.00	267,330.42
10	R	800	780	500000	000	FED-DHS	78,000.00	37,574.00-	277,331.00	355.55	0.00	199,331.00-
10	R	800	780	500000	196	FED-DHS	0.00	37,574.00	37,574.00	0.00	0.00	37,574.00-
10	R	---	7--	-----	---	*REVENUE FROM FEDERAL SOU	1,461,187.06	7,161.05	1,263,252.94	86.45	0.00	197,934.12
10	R	800	861	500000	000	EQUIPMENT SALES	2,000.00	0.00	3,950.50	197.53	0.00	1,950.50-
10	R	---	8--	-----	---	*OTHER FINANCING SOURCES	2,000.00	0.00	3,950.50	197.53	0.00	1,950.50-
10	R	800	964	500000	000	INSURANCE	0.00	0.00	761.00	0.00	0.00	761.00-
10	R	800	971	500000	000	REFUND OF DISB - AIDABLE	45,000.00	37,255.47	85,328.51	189.62	0.00	40,328.51-
10	R	800	990	500000	000	MISCELLANEOUS OTHER REVEN	0.00	40.00	1,158.92	0.00	0.00	1,158.92-
10	R	---	9--	-----	---	*OTHER REVENUES	45,000.00	37,295.47	87,248.43	193.89	0.00	42,248.43-
10	-	---	---	-----	---	*GENERAL FUND	33,362,163.06	389,459.20	16,963,660.30	50.85	0.00	16,398,502.76
Grand Revenue Totals							33,362,163.06	389,459.20	16,963,660.30	50.85	0.00	16,398,502.76

Number of Accounts: 45

\*\*\*\*\* End of report \*\*\*\*\*

Medford Area Public School District  
 Post Retirement Trust  
 July 1, 2021 through June 30, 2022

Month	July	August	September	October	November	December	January	February	March	April	May	June	Year to Date
Beginning Balance	2,649,192.28	2,508,095.47	2,472,401.45	2,435,578.14	2,431,142.94	2,413,659.73	2,437,064.43	2,379,754.49	2,350,699.96	2,330,810.90	2,253,708.20	2,253,708.20	2,649,192.28
Additions	-	-	-	-	-	-	-	-	-	-	-	-	-
Earnings	2,671.99	2,420.57	6,519.98	1,937.20	4,244.80	9,822.40	722.86	2,956.11	4,893.22	1,827.28			38,016.41
Unrealized (Loss)/Gain	7,678.96	11,725.08	(41,995.96)	22,314.99	(20,403.02)	14,897.82	(56,704.60)	(30,713.49)	(23,501.21)	(77,659.34)			(194,360.77)
Fees	(1,443.10)	(1,366.67)	(1,347.33)	(1,327.39)	(1,324.99)	(1,315.52)	(1,328.20)	(1,297.15)	(1,281.07)	(1,270.64)			(13,302.06)
Annual Implicit Rate Subsidy	(70,579.59)	-	-	-	-	-	-	-	-	-	-	-	(70,579.59)
Contributions	427,045.00	-	-	-	-	-	-	-	-	-	-	-	427,045.00
Other	-	-	-	-	-	-	-	-	-	-	-	-	-
Disbursements	(506,470.07)	(48,473.00)	-	(27,360.00)									(582,303.07)
Ending Balance	2,508,095.47	2,472,401.45	2,435,578.14	2,431,142.94	2,413,659.73	2,437,064.43	2,379,754.49	2,350,699.96	2,330,810.90	2,253,708.20	2,253,708.20	2,253,708.20	2,253,708.20
Liability Value (-)													
Investment at Cost	2,259,894.37	2,212,475.27	2,423,567.66	2,396,817.47	2,429,475.49	2,431,321.44	2,430,716.10	2,432,375.06	2,435,987.21	2,436,782.65	1,847,163.67	1,861,270.96	-
Accum Unrealized (Loss) Gain	248,201.10	259,926.18	12,010.48	34,325.47	(15,815.76)	5,742.99	(50,961.61)	(81,675.10)	(105,176.31)	(183,074.45)	406,544.53	392,437.24	2,253,708.20

Beginning Balance	2,649,192.28
Additions	-
Earnings	38,016.41
Unrealized Gain	(194,360.77)
Fees	(13,302.06)
Implicit Rate	(70,579.59)
Annual Contribution	427,045.00
Disbursements	(582,303.07)
	<u>2,253,708.20</u>

MEDFORD AREA PUBLIC SCHOOL DISTRICT

**REGULAR BOARD OF EDUCATION MEETING**

**May 23, 2022**

**VOUCHER CHECKS**

The Medford Area Public School District Board of Education approves the following:

Check # 176738 to

Check # 177701.

Amount \$ 1,109,095.81 for voucher checks and

Amount \$ 1,214,381.17 for payroll.

\*\*\*\*\*  
 REPORT SPECIFICATIONS  
 DISTRICT: MEDFORD AREA PUBLIC SCHOOL DISTRICT  
 REPORT TITLE: 5/23/22 (Dates: 07/01/21 - 05/23/22)  
 REQUESTED BY: lanneja DATE: 05/19/22  
 PROGRAM NAME: fin/3frdt101. TIME: 8:03:33 AM  
 COPIES: 1 LPI: 6  
 RUN ON SERVER: yes CREATE ASCII FILE: NO  
 \*\*\*\*\*

Report Parameters

Description: MONTHLY BOARD OF ED CHECK LISTING  
 Report Title: 5/23/22  
 Print Detail Lines: Yes

<u>Report Ranges</u>	<u>Low</u>	<u>High</u>
Check Number:	176738	177701
Check Amount:	-9999999999	9999999999
PO Number:	0	9999999999
Invoice Date:	07/01/21	05/23/22
Vendor to Display:	Invoice	
Vendor Type:		ZZZZZ
Vendor Sub Type:		ZZZZZ
Check type to print:	All	
Include Continuation Void	No	
Exclude Voided Checks:	No	
Print Only 1099 Vendors:	No	
Post Month Print Format:	Numeric	
Banks Selected:	BNK0	

Account Filters

Account Types Selected: Asset Liability Equity Revenue Expense  
 Account Status: Both Active/Inactive

	<u>Low</u>	<u>High</u>
B/S Account Ranges:	00 * 000 000 000000 000	99 * 999 999 999999 999
O/S Account Ranges:	00 * 000 000 000000 000	99 * 999 999 999999 999
Group Codes:	--	zz-zz-zzzz
Category Codes:		zzzzzzzz

<u>Report Fields</u>	<u>Length</u>	<u>Sign</u>	<u>Edited</u>	<u>Whole</u>	<u>Field Format</u>	<u>Year</u>	<u>Suppress Repeating</u>
Check Number	8						No
Check Date	10						No
Vendor	30						No
PO Number	10						No
Invoice Number	15						No
Invoice Description	35						No
Amount	12	Right	Yes	No	>, >>, >>>, >>>9.99-	Current	No

\*\*\*\*\*

REPORT SPECIFICATIONS

DISTRICT: MEDFORD AREA PUBLIC SCHOOL DISTRICT  
 REPORT TITLE: 5/23/22 (Dates: 07/01/21 - 05/23/22)  
 REQUESTED BY: lanneja DATE: 05/19/22  
 PROGRAM NAME: TP-FIELD-HEAD TIME: 8:03:33 AM  
 COPIES: 1 LPI: 6  
 RUN ON SERVER: yes CREATE ASCII FILE: NO

\*\*\*\*\*

<u>Report Fields</u>	<u>Length</u>	<u>Sign</u>	<u>Edited</u>	<u>Whole</u>	<u>Field Format</u>	<u>Year</u>	<u>Suppress Repeating</u>
Account Number	25				Number		No
Post Date	10						No

<u>Sort Fields</u>	<u>Totals</u>	<u>Break Spacing</u>
1-Check Number	No	Single
2-Check Date	No	Single
3-Vendor	Yes	Single
4-PO Number	No	Single
5-Invoice Number	No	Single



CHECK #	CHECK DATE	VENDOR	PO	INVOICE #	DESCRIPTION	CHECK AMOUNT	ACCOUNT				POST DATE		
							NUMBER	NUMBER	NUMBER	NUMBER			
176738	04/27/2022	Goessl, Glenn	0	4/27/22	BOYS JV BASEBALL VS MOSINEE	90.00	10	E	400	310	162000	963	04/27/2022
176738	04/27/2022	Goessl, Glenn	0	4/27/22	BOYS JV2 BASEBALL VS MOSINEE	90.00	10	E	400	310	162000	963	04/27/2022
					Totals for Goessl, Glenn	180.00							
176739	04/27/2022	Hartl, Ryan	0	4/27/22	BOYS VARSITY BASEBALL VS MOSINEE	90.00	10	E	400	310	162000	963	04/27/2022
					Totals for Hartl, Ryan	90.00							
176740	04/27/2022	Knetter, Paul	0	4/27/22	BOYS VARSITY BASEBALL VS MOSINEE	90.00	10	E	400	310	162000	963	04/27/2022
					Totals for Knetter, Paul	90.00							
176741	04/27/2022	Wenzel, Leon	0	4/27/22	BOYS JV2 BASEBALL VS MOSINEE	90.00	10	E	400	310	162000	963	04/27/2022
176741	04/27/2022	Wenzel, Leon	0	4/27/22	BOYS JV BASEBALL VS MOSINEE	90.00	10	E	400	310	162000	963	04/27/2022
					Totals for Wenzel, Leon	180.00							
176742	04/28/2022	Medford Area Public School Dis	0	2/29 Payroll	2/29 Payroll	560,886.40	10	A	000	000	711100	000	04/28/2022
					Totals for Medford Area Public School Di	560,886.40							
176743	04/28/2022	City Of Medford	0	PERMIT FEE	STUDENT COUNCIL: FIREWORKS DISPLAY PERMIT FEE	100.00	21	E	400	411	120000	618	04/28/2022
					Totals for City Of Medford	100.00							
176744	04/28/2022	Destinations Career Academy of	0	032822-DCA-013	2021/22 SEMESTER 2 - 7 STUDENTS	2,550.00	10	E	400	360	240000	000	04/28/2022
					Totals for Destinations Career Academy o	2,550.00							
176745	04/28/2022	DiValentin, Orlando	0	4/7/22	SOUND TECH SERVICES FOR MAMS BAND CONCERT	1,187.50	10	E	200	310	125500	000	04/28/2022
					Totals for DiValentin, Orlando	1,187.50							
176746	04/28/2022	Fronk, Misty	0	REIMBURSE	TRACK CONCESSIONS	317.16	21	E	400	411	120000	620	04/28/2022
					Totals for Fronk, Misty	317.16							
176747	04/28/2022	K & B Refrigeration	8012100121	31824	Food Service Milk Coolers	22,395.00	50	E	800	440	257000	000	04/28/2022
					Totals for K & B Refrigeration	22,395.00							
176748	04/28/2022	KLM Entertainment LLC	0	4/23/22	1/2 BALANCE OF PROM DJ	498.00	21	E	400	411	120000	623	04/28/2022
					Totals for KLM Entertainment LLC	498.00							
176749	04/28/2022	Manasreh, Sarah	0	5/2/22	MASH BAND CLINIC	200.00	10	E	400	940	125500	000	04/28/2022
					Totals for Manasreh, Sarah	200.00							
176750	04/28/2022	McGraw-Hill School Education H	8002100201	122504488001	ELL materials	353.60	10	E	800	411	171000	000	04/28/2022
176750	04/28/2022	McGraw-Hill School Education H	8002100203	122517542001	Science Adoption	4,741.53	10	E	400	470	126000	000	04/28/2022
176750	04/28/2022	McGraw-Hill School Education H	8002100205	122520859001	MS Science Adoption	53,743.68	10	E	200	470	126000	000	04/28/2022
176750	04/28/2022	McGraw-Hill School Education H	8002100206	122522371001	Elem/MS Reading Wonders Extension	37,555.35	10	E	100	360	110000	000	04/28/2022
					Totals for McGraw-Hill School Education	96,394.16							
176751	04/28/2022	Medford Curling Club	0	MARCH 2021	PRIDE PUMP DONATION	408.43	21	R	400	291	500000	495	04/28/2022
					Totals for Medford Curling Club	408.43							
176752	04/28/2022	Medford High School Golf Boost	0	MARCH 2021	PRIDE PUMP DONATION	408.43	21	R	400	291	500000	495	04/28/2022
					Totals for Medford High School Golf Boos	408.43							
176753	04/28/2022	Northway Communications Inc	0	179261	MAES SPED RADIOS	762.00	27	E	800	551	158700	341	04/28/2022
176753	04/28/2022	Northway Communications Inc	0	179274	3 - MASH RADIOS 2 - MAMS RADIOS	107.30	10	E	200	411	253000	000	04/28/2022

CHECK #	CHECK DATE	VENDOR	PO	INVOICE #	DESCRIPTION	CHECK AMOUNT	ACCOUNT	POST DATE
			NUMBER	NUMBER				
176753	04/28/2022	Northway Communications Inc	0	179274	3 - MASH RADIOS 2 - MAMS RADIOS	160.95	10 E 400 411 253000 000	04/28/2022
					Totals for Northway Communications Inc	1,030.25		
176754	04/28/2022	Pro Designs of WI LLC	0	1203	CLASS OF 2022 SENIOR GIFTS	1,213.50	21 E 400 411 120000 622	04/28/2022
					Totals for Pro Designs of WI LLC	1,213.50		
176755	04/28/2022	Stockwell, Stephanie	0	REIMBURSE	STUDENT COUNCIL SUPPLIES - SNACK SHACK	239.42	21 E 200 411 240000 272	04/28/2022
					Totals for Stockwell, Stephanie	239.42		
176756	04/28/2022	Waldhart, Jenel	0	REIMBURSE	NTC LUNCH	8.79	27 E 800 342 221300 341	04/28/2022
					Totals for Waldhart, Jenel	8.79		
176757	04/28/2022	The Wedding Gallery LLC	0	4/23/22	MASH: PROM DECORATING	650.00	21 E 400 411 120000 623	04/28/2022
					Totals for The Wedding Gallery LLC	650.00		
176758	04/28/2022	Wellman, Kevin	0	REIMBURSE	ESPORT TOURNMENT AT NTC LUNCH	10.78	80 E 200 342 393000 971	04/28/2022
					Totals for Wellman, Kevin	10.78		
176759	04/28/2022	Aanonsen, Don	0	4/28/22	GIRLS JV SOFTBALL VS TOMAHAWK	50.00	10 E 400 310 162000 964	04/28/2022
176759	04/28/2022	Aanonsen, Don	0	4/28/22	GIRLS VARSITY SOFTBALL VS TOMAHAWK	80.00	10 E 400 310 162000 964	04/28/2022
					Totals for Aanonsen, Don	130.00		
176760	04/28/2022	Brooks, D Tran	0	4/28/22	BOYS JV2 BASEBALL VS MARSHFIELD	90.00	10 E 400 310 162000 963	04/28/2022
176760	04/28/2022	Brooks, D Tran	0	4/28/22	BOYS JV BASEBALL VS MARSHFIELD	90.00	10 E 400 310 162000 963	04/28/2022
					Totals for Brooks, D Tran	180.00		
176761	04/28/2022	Eisenman, Louie	0	4/28/22	BOYS VARSITY BASEBALL VS MARSHFIELD	90.00	10 E 400 310 162000 963	04/28/2022
					Totals for Eisenman, Louie	90.00		
176762	04/28/2022	Laack, Steve	0	4/28/22	GIRLS VARSITY SOCCER VS ANTIGO	120.00	10 E 400 310 162000 965	04/28/2022
					Totals for Laack, Steve	120.00		
176763	04/28/2022	Lindau, Mike	0	4/28/22	BOYS VARSITY BASEBALL VS MARSHFIELD	90.00	10 E 400 310 162000 963	04/28/2022
					Totals for Lindau, Mike	90.00		
176764	04/28/2022	Schumann, David	0	4/28/22	GIRLS VARSITY SOCCER VS ANTIGO	90.00	10 E 400 310 162000 965	04/28/2022
					Totals for Schumann, David	90.00		
176765	04/28/2022	Smith, Glenda	0	4/28/22	GIRLS VARSITY SOFTBALL VS TOMAHAWK	110.00	10 E 400 310 162000 964	04/28/2022
176765	04/28/2022	Smith, Glenda	0	4/28/22	GIRLS JV SOFTBALL VS TOMAHAWK	50.00	10 E 400 310 162000 964	04/28/2022
					Totals for Smith, Glenda	160.00		
176766	04/28/2022	Vaughter, Jeffrey	0	4/28/22	GIRLS VARSITY SOCCER VS ANTIGO	120.00	10 E 400 310 162000 965	04/28/2022
					Totals for Vaughter, Jeffrey	120.00		
176767	04/28/2022	Wenzel, Leon	0	4/28/22	BOYS JV BASEBALL VS MARSHFIELD	90.00	10 E 400 310 162000 963	04/28/2022
176767	04/28/2022	Wenzel, Leon	0	4/28/22	BOYS JV2 BASEBALL VS MARSHFIELD	90.00	10 E 400 310 162000 963	04/28/2022
					Totals for Wenzel, Leon	180.00		
176768	04/28/2022	WI SCTF	0	20220429ADDGA	T Lybert-5032775-\$211.00,B Wert-6063683-\$73.00,J	1,664.62	10 L 000 000 811680 000	04/28/2022

CHECK #	CHECK DATE	VENDOR	PO INVOICE #	DESCRIPTION	CHECK AMOUNT	ACCOUNT	POST DATE
			NUMBER			NUMBER	
				Cliver-778717-\$200.00,T			
				Swedlund-8232335-\$1180.62			
				Totals for WI SCTF	1,664.62		
176769	04/28/2022	Ampro Data Services	0 A85659	POLY BLUETOOTH USB ADAPTER	84.00	10 E 800 481 295000 000	04/28/2022
176769	04/28/2022	Ampro Data Services	0 A85765	IPAD CASES	1,500.00	10 E 800 481 221500 000	04/28/2022
176769	04/28/2022	Ampro Data Services	0 C85866	LENOVO THINKPAD	729.00	10 E 800 482 295000 000	04/28/2022
176769	04/28/2022	Ampro Data Services	0 C85924	LENOVO LAPTOP	759.00	10 E 800 482 295000 000	04/28/2022
176769	04/28/2022	Ampro Data Services	0 C85964	WIRELESS AC USB ADAPTERS	74.98	10 E 800 481 295000 000	04/28/2022
176769	04/28/2022	Ampro Data Services	0 C85973	TRIPPLITE ETHERNET CABLE	388.00	10 E 800 481 295000 000	04/28/2022
176769	04/28/2022	Ampro Data Services	9002100174 C86196	Printer Cartridges	347.50	27 E 800 481 158700 341	04/28/2022
				Totals for Ampro Data Services	3,882.48		
176770	04/28/2022	Arrowhead Union High School	0 4/30/22	GOLF FEE	200.00	10 E 400 940 162000 969	04/28/2022
				Totals for Arrowhead Union High School	200.00		
176771	04/28/2022	Auburndale High School	0 4/29/22	BOYS/GIRLS TRACK FEE	150.00	10 E 400 940 162000 967	04/28/2022
176771	04/28/2022	Auburndale High School	0 4/29/22	BOYS/GIRLS TRACK FEE	150.00	10 E 400 940 162000 966	04/28/2022
				Totals for Auburndale High School	300.00		
176772	04/28/2022	Halopka, Kierstyn	0 REIMBURSE	PROM SUPPLIES	11.33	21 E 400 411 120000 623	04/28/2022
				Totals for Halopka, Kierstyn	11.33		
176773	04/28/2022	Quik Print	0 70701	MASH: ARTWORK PRINTS	24.00	10 E 400 411 121000 000	04/28/2022
				Totals for Quik Print	24.00		
176774	04/28/2022	S & A Trophy	0 42247	GIRLS HOCKEY PLAQUE	12.55	10 E 400 411 162000 960	04/28/2022
176774	04/28/2022	S & A Trophy	0 42249	WRESTLING PLAQUE	11.25	10 E 400 411 162000 959	04/28/2022
176774	04/28/2022	S & A Trophy	0 42251	GIRLS BASKETBALL PLAQUE	11.25	10 E 400 411 162000 956	04/28/2022
176774	04/28/2022	S & A Trophy	0 42264	BOYS/GIRLS CURLING PLAQUE	22.50	10 E 400 411 162000 970	04/28/2022
176774	04/28/2022	S & A Trophy	0 42282	TRACK INVITE AWARDS	551.50	10 E 400 411 162000 966	04/28/2022
176774	04/28/2022	S & A Trophy	0 42282	TRACK INVITE AWARDS	551.50	10 E 400 411 162000 967	04/28/2022
176774	04/28/2022	S & A Trophy	0 42303	BOYS BASKETBALL PLAQUE	11.25	10 E 400 411 162000 957	04/28/2022
176774	04/28/2022	S & A Trophy	0 42310	FORENSICS PLAQUES	43.54	10 E 400 411 161000 000	04/28/2022
176774	04/28/2022	S & A Trophy	0 42312	BOARD PLAQUES	75.92	10 E 800 411 231500 000	04/28/2022
				Totals for S & A Trophy	1,291.26		
176775	04/28/2022	Thrivent Financial/Lutherans	0 20220415ADDA0	GROUP ID: 000192600-002; L JISKRA	150.00	10 L 000 000 811670 000	04/28/2022
				- \$300.00			
176775	04/28/2022	Thrivent Financial/Lutherans	0 20220429ADDA0	GROUP ID: 000192600-002; L JISKRA	150.00	10 L 000 000 811670 000	04/28/2022
				- \$300.00			
				Totals for Thrivent Financial/Lutherans	300.00		
176776	04/28/2022	Thrivent Mutual Funds	0 20220415ADDATM	Thrivent Mutual Funds	125.00	10 L 000 000 811670 000	04/28/2022
176776	04/28/2022	Thrivent Mutual Funds	0 20220429ADDATM	Thrivent Mutual Funds	125.00	10 L 000 000 811670 000	04/28/2022
				Totals for Thrivent Mutual Funds	250.00		
176777	04/28/2022	Ameriprise Financial Services	0 20220415ADDAB	NBS - National Benefit Services; B	100.00	99 L 000 000 811670 000	04/28/2022

CHECK #	CHECK DATE	VENDOR	PO INVOICE #	DESCRIPTION	CHECK AMOUNT	ACCOUNT	POST DATE
			NUMBER			NUMBER	
				Walsh - \$200.00			
176777	04/28/2022	Ameriprise Financial Services	0 20220429ADDAB	NBS - National Benefit Services; B Walsh - \$200.00	100.00	99 L 000 000 811670 000	04/28/2022
				Totals for Ameriprise Financial Services	200.00		
176778	04/28/2022	AXA Equitable	0 20220415ADDA2	UNIT#: 008365 001	250.00	10 L 000 000 811670 000	04/28/2022
176778	04/28/2022	AXA Equitable	0 20220415ADDA22	AXA EQUITABLE	100.00	99 L 000 000 811670 000	04/28/2022
176778	04/28/2022	AXA Equitable	0 20220429ADDA2	UNIT#: 008365 001	250.00	10 L 000 000 811670 000	04/28/2022
176778	04/28/2022	AXA Equitable	0 20220429ADDA22	AXA EQUITABLE	100.00	99 L 000 000 811670 000	04/28/2022
				Totals for AXA Equitable	700.00		
176779	04/28/2022	Medford Educational Foundation	0 20220215ADDME	Medford Educational Foundation	0.00	10 L 000 000 811690 000	04/28/2022
176779	04/28/2022	Medford Educational Foundation	0 20220215ADDME	Medford Educational Foundation	3.50	27 L 000 000 811690 000	04/28/2022
176779	04/28/2022	Medford Educational Foundation	0 20220228ADDME	Medford Educational Foundation	0.00	10 L 000 000 811690 000	04/28/2022
176779	04/28/2022	Medford Educational Foundation	0 20220228ADDME	Medford Educational Foundation	3.50	27 L 000 000 811690 000	04/28/2022
176779	04/28/2022	Medford Educational Foundation	0 20220315ADDME	Medford Educational Foundation	0.00	10 L 000 000 811690 000	04/28/2022
176779	04/28/2022	Medford Educational Foundation	0 20220315ADDME	Medford Educational Foundation	3.50	27 L 000 000 811690 000	04/28/2022
176779	04/28/2022	Medford Educational Foundation	0 20220331ADDME	Medford Educational Foundation	0.00	10 L 000 000 811690 000	04/28/2022
176779	04/28/2022	Medford Educational Foundation	0 20220331ADDME	Medford Educational Foundation	3.50	27 L 000 000 811690 000	04/28/2022
176779	04/28/2022	Medford Educational Foundation	0 20220415ADDME	Medford Educational Foundation	0.00	10 L 000 000 811690 000	04/28/2022
176779	04/28/2022	Medford Educational Foundation	0 20220415ADDME	Medford Educational Foundation	3.50	27 L 000 000 811690 000	04/28/2022
176779	04/28/2022	Medford Educational Foundation	0 20220429ADDME	Medford Educational Foundation	0.00	10 L 000 000 811690 000	04/28/2022
176779	04/28/2022	Medford Educational Foundation	0 20220429ADDME	Medford Educational Foundation	3.50	27 L 000 000 811690 000	04/28/2022
				Totals for Medford Educational Foundatio	21.00		
176780	04/29/2022	Clausnitzer, Dawn	0 4/5-4/19/22	VARSITY SOFTBALL TABLE WORKER	60.00	10 E 400 310 162000 964	04/29/2022
				Totals for Clausnitzer, Dawn	60.00		
176781	04/29/2022	Clausnitzer, John	0 4/5-4/19/22	VARSITY SOFTBALL TABLE WORKER	60.00	10 E 400 310 162000 964	04/29/2022
				Totals for Clausnitzer, John	60.00		
176782	04/29/2022	Kelley, Bryce	0 4/11/22	VARSITY BASEBALL TABLE WORKER - DOUBLEHEADER	60.00	10 E 400 310 162000 963	04/29/2022
				Totals for Kelley, Bryce	60.00		
176783	04/29/2022	Kostner, Mathew	0 4/19/22	TRACK INVITE TABLE WORKER	28.00	10 E 400 310 162000 966	04/29/2022
				Totals for Kostner, Mathew	28.00		
176784	04/29/2022	Metz, Aaron	0 4/11/22	VARSITY BASEBALL TABLE WORKER - DOUBLEHEADER	60.00	10 E 400 310 162000 963	04/29/2022
				Totals for Metz, Aaron	60.00		
176785	04/29/2022	Polendo Soto, Valeria	0 4/19/22	TRACK INVITE TABLE WORKER	22.00	10 E 400 310 162000 966	04/29/2022
				Totals for Polendo Soto, Valeria	22.00		
176786	04/29/2022	Quick, Peyton	0 4/19/22	TRACK INVITE TABLE WORKER	22.00	10 E 400 310 162000 966	04/29/2022
				Totals for Quick, Peyton	22.00		
176787	04/29/2022	Stolp, Samantha	0 4/19/22	TRACK INVITE TABLE WORKER	45.50	10 E 400 310 162000 966	04/29/2022

CHECK #	CHECK DATE	VENDOR	PO INVOICE #	DESCRIPTION	CHECK AMOUNT	ACCOUNT	POST DATE
			NUMBER			NUMBER	
				Totals for Stolp, Samantha	45.50		
176788	04/29/2022	Ross, Bill	0 4/29/22	GIRLS VARSITY SOFTBALL VS LAKELAND	80.00	10 E 400 310 162000 964	04/29/2022
				Totals for Ross, Bill	80.00		
176789	04/29/2022	Schaub, Edward JR	0 4/29/22	GIRLS VARSITY SOFTBALL VS LAKELAND	110.00	10 E 400 310 162000 964	04/29/2022
				Totals for Schaub, Edward JR	110.00		
176790	04/29/2022	Delta Dental of Wisconsin	0 000001761909	May 2022	18,293.94	10 L 000 000 811632 000	04/29/2022
				Premium-Group:115110000000000000			
176790	04/29/2022	Delta Dental of Wisconsin	0 000001761909	May 2022	8,210.96	27 L 000 000 811632 000	04/29/2022
				Premium-Group:115110000000000000			
176790	04/29/2022	Delta Dental of Wisconsin	0 000001761909	May 2022	327.09	50 L 000 000 811632 000	04/29/2022
				Premium-Group:115110000000000000			
176790	04/29/2022	Delta Dental of Wisconsin	0 000001761909	May 2022	71.06	80 L 000 000 811632 000	04/29/2022
				Premium-Group:115110000000000000			
176790	04/29/2022	Delta Dental of Wisconsin	0 000001761909	May 2022	6,319.89	99 L 000 000 811632 000	04/29/2022
				Premium-Group:115110000000000000			
				Totals for Delta Dental of Wisconsin	33,222.94		
176791	04/29/2022	Kansas City Life Insurance Co	0 1495169	May 2022 Premium	4,155.97	10 L 000 000 811633 000	04/29/2022
				Acct:1000075000000000			
176791	04/29/2022	Kansas City Life Insurance Co	0 1495169	May 2022 Premium	1,184.40	27 L 000 000 811633 000	04/29/2022
				Acct:1000075000000000			
176791	04/29/2022	Kansas City Life Insurance Co	0 1495169	May 2022 Premium	33.75	50 L 000 000 811633 000	04/29/2022
				Acct:1000075000000000			
176791	04/29/2022	Kansas City Life Insurance Co	0 1495169	May 2022 Premium	14.98	80 L 000 000 811633 000	04/29/2022
				Acct:1000075000000000			
176791	04/29/2022	Kansas City Life Insurance Co	0 1495169	May 2022 Premium	1,026.46	99 L 000 000 811633 000	04/29/2022
				Acct:1000075000000000			
				Totals for Kansas City Life Insurance Co	6,415.56		
176792	04/29/2022	Aspirus Health Plan	0 221080003508	May 2022 Premium	257,455.31	10 L 000 000 811631 000	04/29/2022
				Group:ASP10000,Sub:SG01			
176792	04/29/2022	Aspirus Health Plan	0 221080003508	May 2022 Premium	134,459.45	27 L 000 000 811631 000	04/29/2022
				Group:ASP10000,Sub:SG01			
176792	04/29/2022	Aspirus Health Plan	0 221080003508	May 2022 Premium	5,423.44	50 L 000 000 811631 000	04/29/2022
				Group:ASP10000,Sub:SG01			
176792	04/29/2022	Aspirus Health Plan	0 221080003508	May 2022 Premium	776.28	80 L 000 000 811631 000	04/29/2022
				Group:ASP10000,Sub:SG01			
176792	04/29/2022	Aspirus Health Plan	0 221080003508	May 2022 Premium	97,618.49	99 L 000 000 811631 000	04/29/2022
				Group:ASP10000,Sub:SG01			
				Totals for Aspirus Health Plan	495,732.97		
176793	04/29/2022	NVA Vision	0 4391561	May 2022 Premium	1,353.52	10 L 000 000 811639 000	04/29/2022

CHECK #	CHECK DATE	VENDOR	PO INVOICE #	DESCRIPTION	CHECK AMOUNT	ACCOUNT	POST DATE
			NUMBER			NUMBER	
176793	04/29/2022	NVA Vision	0 4391561	Cust:5108, Invoice:4-18-22 May 2022 Premium	510.48	27 L 000 000 811639 000	04/29/2022
176793	04/29/2022	NVA Vision	0 4391561	Cust:5108, Invoice:4-18-22 May 2022 Premium	48.02	50 L 000 000 811639 000	04/29/2022
176793	04/29/2022	NVA Vision	0 4391561	Cust:5108, Invoice:4-18-22 May 2022 Premium	297.69	99 L 000 000 811639 000	04/29/2022
176793	04/29/2022	NVA Vision	0 4391561	Cust:5108, Invoice:4-18-22 May 2022 Premium	6.96	80 L 000 000 811639 000	04/29/2022
				Totals for NVA Vision	2,216.67		
176794	05/02/2022	Baker, Ty	0 5/2/22	BOYS JV2 BASEBALL VS DC EVEREST	90.00	10 E 400 310 162000 963	05/02/2022
				Totals for Baker, Ty	90.00		
176795	05/02/2022	Bizjak, Christopher	0 5/2/22	GIRLS VARSITY SOCCER VS WAUPACA	120.00	10 E 400 310 162000 965	05/02/2022
				Totals for Bizjak, Christopher	120.00		
176796	05/02/2022	Brooks, D Tran	0 5/2/22	BOYS JV2 BASEBALL VS DC EVEREST	90.00	10 E 400 310 162000 963	05/02/2022
				Totals for Brooks, D Tran	90.00		
176797	05/02/2022	Burgess, Denis	0 5/2/22	GIRLS VARSITY SOCCER VS WAUPACA	90.00	10 E 400 310 162000 965	05/02/2022
176797	05/02/2022	Burgess, Denis	0 5/2/22	GIRLS VARSITY SOCCER VS WAUPACA	90.00	10 E 400 310 162000 965	05/02/2022
				Totals for Burgess, Denis	0.00		
176798	05/02/2022	Pilgrim, Ryan	0 5/2/22	GRILS 8TH GRADE SOFTBALL VS MARSHFIELD	50.00	80 E 200 310 393000 964	05/02/2022
				Totals for Pilgrim, Ryan	50.00		
176799	05/02/2022	Schumann, David	0 5/2/22	GIRLS VARSITY SOCCER VS WAUPACA	90.00	10 E 400 310 162000 965	05/02/2022
				Totals for Schumann, David	90.00		
176800	05/02/2022	Heinen, Kacie	0 HSA Deposit	For HSA Deposit ONLY	343.75	27 L 000 000 811690 000	05/02/2022
				Totals for Heinen, Kacie	343.75		
176801	05/02/2022	Wolf, Nicole	0 HSA Deposit	For HSA Deposit ONLY	1,026.00	27 L 000 000 811690 000	05/02/2022
176801	05/02/2022	Wolf, Nicole	0 HSA Deposit	For HSA Deposit ONLY	54.00	27 E 600 249 158700 011	05/02/2022
				Totals for Wolf, Nicole	1,080.00		
176802	05/02/2022	Brost, Linda	0 HSA Deposit ONL	For Deposit to HSA ONLY	2,062.55	99 L 000 000 811690 000	05/02/2022
				Totals for Brost, Linda	2,062.55		
176803	05/02/2022	Smith, Alison	0 Savings Acct De		25.00	99 L 000 000 811690 000	05/02/2022
				Totals for Smith, Alison	25.00		
176804	05/02/2022	Ampro Data Services	0 A85764	MASH ATHLETICS: TV, TV MOUNT AND CHROMEBOOK	1,960.73	21 E 400 440 240000 495	05/02/2022
				Totals for Ampro Data Services	1,960.73		
176805	05/02/2022	Kramer Plumbing & Heating Inc	0 45708	MAHS: REPLACED KITCHEN SINK DRAIN IN WALL	1,672.20	50 E 400 324 254300 000	05/02/2022
176805	05/02/2022	Kramer Plumbing & Heating Inc	0 45709	MASH: AUGRED SEWER LINE	310.00	50 E 400 324 254300 000	05/02/2022

CHECK #	CHECK DATE	VENDOR	PO INVOICE #	DESCRIPTION	CHECK AMOUNT	ACCOUNT	POST DATE
			NUMBER			NUMBER	
				Totals for Kramer Plumbing & Heating Inc	1,982.20		
176806	05/02/2022	McGraw-Hill School Education H	8002100204 122517542002	HS Science Adoption	47,568.66	10 E 400 470 126000 000	05/02/2022
				Totals for McGraw-Hill School Education	47,568.66		
176807	05/02/2022	Rainbow Gymnastics Inc	0 4/27/22	MASH SPED PHYED CLASS 1 HOUR RENTAL	50.00	27 E 800 328 158700 341	05/02/2022
				Totals for Rainbow Gymnastics Inc	50.00		
176808	05/02/2022	Schneider, Dan	0 5/2/22	GIRLS VARSITY SOCCER VS WAUPACA	90.00	10 E 400 310 162000 965	05/02/2022
				Totals for Schneider, Dan	90.00		
176809	05/03/2022	Marcum, Chester III	0 5/3/22	GIRLS VARSITY SOFTBALL VS NORTHLAND PINES	190.00	10 E 400 310 162000 964	05/03/2022
				Totals for Marcum, Chester III	190.00		
176810	05/03/2022	Ourada, John	0 5/3/22	GIRLS VARSITY SOFTBALL VS NORTHLAND PINES	160.00	10 E 400 310 162000 964	05/03/2022
				Totals for Ourada, John	160.00		
176811	05/04/2022	Abbott, Scott	0 QTR 3 2021-22	RVA INTERNET REIMBURSEMENT	90.00	99 E 600 358 221200 360	05/04/2022
				Totals for Abbott, Scott	90.00		
176812	05/04/2022	Abdl-Haleem, Omar	0 QTR 3 2021-22	RVA INTERNET REIMBURSEMENT	90.00	99 E 600 358 221200 360	05/04/2022
				Totals for Abdl-Haleem, Omar	90.00		
176813	05/04/2022	Abidi, Syed	0 QTR 3 2021-22	RVA INTERNET REIMBURSEMENT	90.00	99 E 600 358 221200 360	05/04/2022
				Totals for Abidi, Syed	90.00		
176814	05/04/2022	Abrahamson, Vanessa	0 QTR 3 2021-22	RVA INTERNET REIMBURSEMENT	90.00	99 E 600 358 221200 360	05/04/2022
				Totals for Abrahamson, Vanessa	90.00		
176815	05/04/2022	Ace, Kirsten	0 QTR 3 2021-22	RVA INTERNET REIMBURSEMENT	90.00	99 E 600 358 221200 360	05/04/2022
				Totals for Ace, Kirsten	90.00		
176816	05/04/2022	Acker, Laura	0 QTR 3 2021-22	RVA INTERNET REIMBURSEMENT	90.00	99 E 600 358 221200 360	05/04/2022
				Totals for Acker, Laura	90.00		
176817	05/04/2022	Adams, Cari	0 QTR 3 2021-22	RVA INTERNET REIMBURSEMENT	90.00	99 E 600 358 221200 360	05/04/2022
				Totals for Adams, Cari	90.00		
176818	05/04/2022	Aguilar, Jewle	0 QTR 3 2021-22	RVA INTERNET REIMBURSEMENT	90.00	99 E 600 358 221200 360	05/04/2022
				Totals for Aguilar, Jewle	90.00		
176819	05/04/2022	Aldrich, Roy	0 QTR 3 2021-22	RVA INTERNET REIMBURSEMENT	90.00	99 E 600 358 221200 360	05/04/2022
				Totals for Aldrich, Roy	90.00		
176820	05/04/2022	Alexander, Tiffany	0 QTR 3 2021-22	RVA INTERNET REIMBURSEMENT	90.00	99 E 600 358 221200 360	05/04/2022
				Totals for Alexander, Tiffany	90.00		
176821	05/04/2022	Allar, Krista	0 QTR 3 2021-22	RVA INTERNET REIMBURSEMENT	90.00	99 E 600 358 221200 360	05/04/2022
				Totals for Allar, Krista	90.00		
176822	05/04/2022	Allard, Rachel	0 QTR 3 2021-22	RVA INTERNET REIMBURSEMENT	90.00	99 E 600 358 221200 360	05/04/2022
				Totals for Allard, Rachel	90.00		
176823	05/04/2022	Anderson, Jason	0 QTR 3 2021-22	RVA INTERNET REIMBURSEMENT	90.00	99 E 600 358 221200 360	05/04/2022

CHECK #	CHECK DATE	VENDOR	PO INVOICE #	DESCRIPTION	CHECK AMOUNT	ACCOUNT	POST DATE
			NUMBER			NUMBER	
				Totals for Anderson, Jason	90.00		
176824	05/04/2022	Anderson, Latesha	0 QTR 3 2021-22	RVA INTERNET REIMBURSEMENT	90.00	99 E 600 358 221200 360	05/04/2022
				Totals for Anderson, Latesha	90.00		
176825	05/04/2022	Anderson, Mary	0 QTR 3 2021-22	RVA INTERNET REIMBURSEMENT	90.00	99 E 600 358 221200 360	05/04/2022
				Totals for Anderson, Mary	90.00		
176826	05/04/2022	Anderson, Rhonda	0 QTR 3 2021-22	RVA INTERNET REIMBURSEMENT	90.00	99 E 600 358 221200 360	05/04/2022
				Totals for Anderson, Rhonda	90.00		
176827	05/04/2022	Anderson, Shawna	0 QTR 3 2021-22	RVA INTERNET REIMBURSEMENT	90.00	99 E 600 358 221200 360	05/04/2022
				Totals for Anderson, Shawna	90.00		
176828	05/04/2022	Annexstad, Tansy	0 QTR 3 2021-22	RVA INTERNET REIMBURSEMENT	90.00	99 E 600 358 221200 360	05/04/2022
				Totals for Annexstad, Tansy	90.00		
176829	05/04/2022	Arkola, Denise	0 QTR 3 2021-22	RVA INTERNET REIMBURSEMENT	90.00	99 E 600 358 221200 360	05/04/2022
				Totals for Arkola, Denise	90.00		
176830	05/04/2022	Armstrong, Kristine	0 QTR 3 2021-22	RVA INTERNET REIMBURSEMENT	90.00	99 E 600 358 221200 360	05/04/2022
				Totals for Armstrong, Kristine	90.00		
176831	05/04/2022	Arndt, Kaylinn	0 QTR 3 2021-22	RVA INTERNET REIMBURSEMENT	90.00	99 E 600 358 221200 360	05/04/2022
				Totals for Arndt, Kaylinn	90.00		
176832	05/04/2022	Arthur, Angela	0 QTR 3 2021-22	RVA INTERNET REIMBURSEMENT	90.00	99 E 600 358 221200 360	05/04/2022
				Totals for Arthur, Angela	90.00		
176833	05/04/2022	Aulenbacher, Julianne	0 QTR 3 2021-22	RVA INTERNET REIMBURSEMENT	90.00	99 E 600 358 221200 360	05/04/2022
				Totals for Aulenbacher, Julianne	90.00		
176834	05/04/2022	Aulozzi, Melissa	0 QTR 3 2021-22	RVA INTERNET REIMBURSEMENT	90.00	99 E 600 358 221200 360	05/04/2022
				Totals for Aulozzi, Melissa	90.00		
176835	05/04/2022	Ault, Terry	0 QTR 3 2021-22	RVA INTERNET REIMBURSEMENT	90.00	99 E 600 358 221200 360	05/04/2022
				Totals for Ault, Terry	90.00		
176836	05/04/2022	Ayer, Tiffany	0 QTR 3 2021-22	RVA INTERNET REIMBURSEMENT	90.00	99 E 600 358 221200 360	05/04/2022
				Totals for Ayer, Tiffany	90.00		
176837	05/04/2022	Babcock, Nicole	0 QTR 3 2021-22	RVA INTERNET REIMBURSEMENT	90.00	99 E 600 358 221200 360	05/04/2022
				Totals for Babcock, Nicole	90.00		
176838	05/04/2022	Baca, Unique	0 QTR 3 2021-22	RVA INTERNET REIMBURSEMENT	90.00	99 E 600 358 221200 360	05/04/2022
				Totals for Baca, Unique	90.00		
176839	05/04/2022	Badzinski, Sarah	0 QTR 3 2021-22	RVA INTERNET REIMBURSEMENT	90.00	99 E 600 358 221200 360	05/04/2022
				Totals for Badzinski, Sarah	90.00		
176840	05/04/2022	Baerlocher, Lynette	0 QTR 3 2021-22	RVA INTERNET REIMBURSEMENT	90.00	99 E 600 358 221200 360	05/04/2022
				Totals for Baerlocher, Lynette	90.00		
176841	05/04/2022	Bahr, Katie	0 QTR 3 2021-22	RVA INTERNET REIMBURSEMENT	90.00	99 E 600 358 221200 360	05/04/2022
				Totals for Bahr, Katie	90.00		
176842	05/04/2022	Baldwin, Jaclyn	0 QTR 3 2021-22	RVA INTERNET REIMBURSEMENT	90.00	99 E 600 358 221200 360	05/04/2022
				Totals for Baldwin, Jaclyn	90.00		



CHECK #	CHECK DATE	VENDOR	PO INVOICE #	DESCRIPTION	CHECK AMOUNT	ACCOUNT	POST DATE
			NUMBER			NUMBER	
176843	05/04/2022	Baldwin, Rochelle	0 QTR 3 2021-22	RVA INTERNET REIMBURSEMENT	90.00	99 E 600 358 221200 360	05/04/2022
				Totals for Baldwin, Rochelle	90.00		
176844	05/04/2022	Bant, Melissa	0 QTR 3 2021-22	RVA INTERNET REIMBURSEMENT	90.00	99 E 600 358 221200 360	05/04/2022
				Totals for Bant, Melissa	90.00		
176845	05/04/2022	Baral, David	0 QTR 3 2021-22	RVA INTERNET REIMBURSEMENT	90.00	99 E 600 358 221200 360	05/04/2022
				Totals for Baral, David	90.00		
176846	05/04/2022	Barclay, Taylor	0 QTR 3 2021-22	RVA INTERNET REIMBURSEMENT	90.00	99 E 600 358 221200 360	05/04/2022
				Totals for Barclay, Taylor	90.00		
176847	05/04/2022	Barrett, Misty	0 QTR 3 2021-22	RVA INTERNET REIMBURSEMENT	90.00	99 E 600 358 221200 360	05/04/2022
				Totals for Barrett, Misty	90.00		
176848	05/04/2022	Bauknecht, Bethany	0 QTR 3 2021-22	RVA INTERNET REIMBURSEMENT	90.00	99 E 600 358 221200 360	05/04/2022
				Totals for Bauknecht, Bethany	90.00		
176849	05/04/2022	Bauknecht, David	0 QTR 3 2021-22	RVA INTERNET REIMBURSEMENT	90.00	99 E 600 358 221200 360	05/04/2022
				Totals for Bauknecht, David	90.00		
176850	05/04/2022	Beascochea, Brenda	0 QTR 3 2021-22	RVA INTERNET REIMBURSEMENT	90.00	99 E 600 358 221200 360	05/04/2022
				Totals for Beascochea, Brenda	90.00		
176851	05/04/2022	Bechtel, Kerry	0 QTR 3 2021-22	RVA INTERNET REIMBURSEMENT	90.00	99 E 600 358 221200 360	05/04/2022
				Totals for Bechtel, Kerry	90.00		
176852	05/04/2022	Behling, Michael	0 QTR 3 2021-22	RVA INTERNET REIMBURSEMENT	90.00	99 E 600 358 221200 360	05/04/2022
				Totals for Behling, Michael	90.00		
176853	05/04/2022	Behnke, Amy	0 QTR 3 2021-22	RVA INTERNET REIMBURSEMENT	90.00	99 E 600 358 221200 360	05/04/2022
				Totals for Behnke, Amy	90.00		
176854	05/04/2022	Behrens, Tina	0 QTR 3 2021-22	RVA INTERNET REIMBURSEMENT	90.00	99 E 600 358 221200 360	05/04/2022
				Totals for Behrens, Tina	90.00		
176855	05/04/2022	Benetti, Danielle	0 QTR 3 2021-22	RVA INTERNET REIMBURSEMENT	90.00	99 E 600 358 221200 360	05/04/2022
				Totals for Benetti, Danielle	90.00		
176856	05/04/2022	Beniger, Amanda	0 QTR 3 2021-22	RVA INTERNET REIMBURSEMENT	90.00	99 E 600 358 221200 360	05/04/2022
				Totals for Beniger, Amanda	90.00		
176857	05/04/2022	Bennett, Josie	0 QTR 3 2021-22	RVA INTERNET REIMBURSEMENT	90.00	99 E 600 358 221200 360	05/04/2022
				Totals for Bennett, Josie	90.00		
176858	05/04/2022	Benson, Hannah	0 QTR 3 2021-22	RVA INTERNET REIMBURSEMENT	90.00	99 E 600 358 221200 360	05/04/2022
				Totals for Benson, Hannah	90.00		
176859	05/04/2022	Beranek, Meegan	0 QTR 3 2021-22	RVA INTERNET REIMBURSEMENT	90.00	99 E 600 358 221200 360	05/04/2022
				Totals for Beranek, Meegan	90.00		
176860	05/04/2022	Bergman, Shari	0 QTR 3 2021-22	RVA INTERNET REIMBURSEMENT	90.00	99 E 600 358 221200 360	05/04/2022
				Totals for Bergman, Shari	90.00		
176861	05/04/2022	Bergman, Treasure	0 QTR 3 2021-22	RVA INTERNET REIMBURSEMENT	90.00	99 E 600 358 221200 360	05/04/2022
				Totals for Bergman, Treasure	90.00		
176862	05/04/2022	Bice, Missie	0 QTR 3 2021-22	RVA INTERNET REIMBURSEMENT	90.00	99 E 600 358 221200 360	05/04/2022

CHECK #	CHECK DATE	VENDOR	PO INVOICE #	DESCRIPTION	CHECK AMOUNT	ACCOUNT	POST DATE
			NUMBER			NUMBER	
				Totals for Bice, Missie	90.00		
176863	05/04/2022	Bjork, Kristin	0 QTR 3 2021-22	RVA INTERNET REIMBURSEMENT	90.00	99 E 600 358 221200 360	05/04/2022
				Totals for Bjork, Kristin	90.00		
176864	05/04/2022	Block, Heather	0 QTR 3 2021-22	RVA INTERNET REIMBURSEMENT	90.00	99 E 600 358 221200 360	05/04/2022
				Totals for Block, Heather	90.00		
176865	05/04/2022	Bluhm Tran, Jena	0 QTR 3 2021-22	RVA INTERNET REIMBURSEMENT	90.00	99 E 600 358 221200 360	05/04/2022
				Totals for Bluhm Tran, Jena	90.00		
176866	05/04/2022	Boburka, Joseph	0 QTR 3 2021-22	RVA INTERNET REIMBURSEMENT	90.00	99 E 600 358 221200 360	05/04/2022
				Totals for Boburka, Joseph	90.00		
176867	05/04/2022	Bochman, Bryan	0 QTR 3 2021-22	RVA INTERNET REIMBURSEMENT	90.00	99 E 600 358 221200 360	05/04/2022
				Totals for Bochman, Bryan	90.00		
176868	05/04/2022	Bohman, Ashley	0 QTR 3 2021-22	RVA INTERNET REIMBURSEMENT	90.00	99 E 600 358 221200 360	05/04/2022
				Totals for Bohman, Ashley	90.00		
176869	05/04/2022	Bollig, Athena	0 QTR 3 2021-22	RVA INTERNET REIMBURSEMENT	90.00	99 E 600 358 221200 360	05/04/2022
				Totals for Bollig, Athena	90.00		
176870	05/04/2022	Borchardt, Rebecca	0 QTR 3 2021-22	RVA INTERNET REIMBURSEMENT	90.00	99 E 600 358 221200 360	05/04/2022
				Totals for Borchardt, Rebecca	90.00		
176871	05/04/2022	Bortz, Peggy	0 QTR 3 2021-22	RVA INTERNET REIMBURSEMENT	90.00	99 E 600 358 221200 360	05/04/2022
				Totals for Bortz, Peggy	90.00		
176872	05/04/2022	Bowe, Cory	0 QTR 3 2021-22	RVA INTERNET REIMBURSEMENT	90.00	99 E 600 358 221200 360	05/04/2022
				Totals for Bowe, Cory	90.00		
176873	05/04/2022	Bratz, Donna	0 QTR 3 2021-22	RVA INTERNET REIMBURSEMENT	90.00	99 E 600 358 221200 360	05/04/2022
				Totals for Bratz, Donna	90.00		
176874	05/04/2022	Brenner, Katherine	0 QTR 3 2021-22	RVA INTERNET REIMBURSEMENT	90.00	99 E 600 358 221200 360	05/04/2022
				Totals for Brenner, Katherine	90.00		
176875	05/04/2022	Bretl, Bethanie	0 QTR 3 2021-22	RVA INTERNET REIMBURSEMENT	90.00	99 E 600 358 221200 360	05/04/2022
				Totals for Bretl, Bethanie	90.00		
176876	05/04/2022	Bricco, Allyn	0 QTR 3 2021-22	RVA INTERNET REIMBURSEMENT	90.00	99 E 600 358 221200 360	05/04/2022
				Totals for Bricco, Allyn	90.00		
176877	05/04/2022	Brier, Karin	0 QTR 3 2021-22	RVA INTERNET REIMBURSEMENT	90.00	99 E 600 358 221200 360	05/04/2022
				Totals for Brier, Karin	90.00		
176878	05/04/2022	Bristol, Echo	0 QTR 3 2021-22	RVA INTERNET REIMBURSEMENT	90.00	99 E 600 358 221200 360	05/04/2022
				Totals for Bristol, Echo	90.00		
176879	05/04/2022	Brostowitz, Gregory	0 QTR 3 2021-22	RVA INTERNET REIMBURSEMENT	90.00	99 E 600 358 221200 360	05/04/2022
				Totals for Brostowitz, Gregory	90.00		
176880	05/04/2022	Browne, Elysia	0 QTR 3 2021-22	RVA INTERNET REIMBURSEMENT	90.00	99 E 600 358 221200 360	05/04/2022
				Totals for Browne, Elysia	90.00		
176881	05/04/2022	Brown, Sonya	0 QTR 3 2021-22	RVA INTERNET REIMBURSEMENT	90.00	99 E 600 358 221200 360	05/04/2022
				Totals for Brown, Sonya	90.00		

CHECK #	CHECK DATE	VENDOR	PO INVOICE #	DESCRIPTION	CHECK AMOUNT	ACCOUNT	POST DATE
			NUMBER			NUMBER	
176882	05/04/2022	Bruckert, Sara	0 QTR 3 2021-22	RVA INTERNET REIMBURSEMENT	90.00	99 E 600 358 221200 360	05/04/2022
				Totals for Bruckert, Sara	90.00		
176883	05/04/2022	Brueggeman, James	0 QTR 3 2021-22	RVA INTERNET REIMBURSEMENT	90.00	99 E 600 358 221200 360	05/04/2022
				Totals for Brueggeman, James	90.00		
176884	05/04/2022	Brumm, Shannon	0 QTR 3 2021-22	RVA INTERNET REIMBURSEMENT	90.00	99 E 600 358 221200 360	05/04/2022
				Totals for Brumm, Shannon	90.00		
176885	05/04/2022	Bruns, Elizabeth	0 QTR 3 2021-22	RVA INTERNET REIMBURSEMENT	90.00	99 E 600 358 221200 360	05/04/2022
				Totals for Bruns, Elizabeth	90.00		
176886	05/04/2022	Bruschuk, Jennifer	0 QTR 3 2021-22	RVA INTERNET REIMBURSEMENT	90.00	99 E 600 358 221200 360	05/04/2022
				Totals for Bruschuk, Jennifer	90.00		
176887	05/04/2022	Bucher, Cassandra	0 QTR 3 2021-22	RVA INTERNET REIMBURSEMENT	90.00	99 E 600 358 221200 360	05/04/2022
				Totals for Bucher, Cassandra	90.00		
176888	05/04/2022	Bukovic, Katherine	0 QTR 3 2021-22	RVA INTERNET REIMBURSEMENT	90.00	99 E 600 358 221200 360	05/04/2022
				Totals for Bukovic, Katherine	90.00		
176889	05/04/2022	Bundy, Kimberly	0 QTR 3 2021-22	RVA INTERNET REIMBURSEMENT	90.00	99 E 600 358 221200 360	05/04/2022
				Totals for Bundy, Kimberly	90.00		
176890	05/04/2022	Bush, Kayla	0 QTR 3 2021-22	RVA INTERNET REIMBURSEMENT	90.00	99 E 600 358 221200 360	05/04/2022
				Totals for Bush, Kayla	90.00		
176891	05/04/2022	Busse, Kristina	0 QTR 3 2021-22	RVA INTERNET REIMBURSEMENT	90.00	99 E 600 358 221200 360	05/04/2022
				Totals for Busse, Kristina	90.00		
176892	05/04/2022	Cady-Severson, Carol	0 QTR 3 2021-22	RVA INTERNET REIMBURSEMENT	90.00	99 E 600 358 221200 360	05/04/2022
				Totals for Cady-Severson, Carol	90.00		
176893	05/04/2022	Carlsen, Julie	0 QTR 3 2021-22	RVA INTERNET REIMBURSEMENT	90.00	99 E 600 358 221200 360	05/04/2022
				Totals for Carlsen, Julie	90.00		
176894	05/04/2022	Carter, Trista	0 QTR 3 2021-22	RVA INTERNET REIMBURSEMENT	90.00	99 E 600 358 221200 360	05/04/2022
				Totals for Carter, Trista	90.00		
176895	05/04/2022	Cheadle, Suzanne	0 QTR 3 2021-22	RVA INTERNET REIMBURSEMENT	90.00	99 E 600 358 221200 360	05/04/2022
				Totals for Cheadle, Suzanne	90.00		
176896	05/04/2022	Chin, Kristin	0 QTR 3 2021-22	RVA INTERNET REIMBURSEMENT	90.00	99 E 600 358 221200 360	05/04/2022
				Totals for Chin, Kristin	90.00		
176897	05/04/2022	Choi, Melissa	0 QTR 3 2021-22	RVA INTERNET REIMBURSEMENT	90.00	99 E 600 358 221200 360	05/04/2022
				Totals for Choi, Melissa	90.00		
176898	05/04/2022	Christensen, Annette	0 QTR 3 2021-22	RVA INTERNET REIMBURSEMENT	90.00	99 E 600 358 221200 360	05/04/2022
				Totals for Christensen, Annette	90.00		
176899	05/04/2022	Christensen, Christina	0 QTR 3 2021-22	RVA INTERNET REIMBURSEMENT	90.00	99 E 600 358 221200 360	05/04/2022
				Totals for Christensen, Christina	90.00		
176900	05/04/2022	Christensen, Dani	0 QTR 3 2021-22	RVA INTERNET REIMBURSEMENT	90.00	99 E 600 358 221200 360	05/04/2022
				Totals for Christensen, Dani	90.00		
176901	05/04/2022	Christoph, Kelsey	0 QTR 3 2021-22	RVA INTERNET REIMBURSEMENT	90.00	99 E 600 358 221200 360	05/04/2022

CHECK #	CHECK DATE	VENDOR	PO INVOICE #	DESCRIPTION	CHECK AMOUNT	ACCOUNT	POST DATE
			NUMBER			NUMBER	
				Totals for Christoph, Kelsey	90.00		
176902	05/04/2022	Ciula, Jerry	0 QTR 3 2021-22	RVA INTERNET REIMBURSEMENT	90.00	99 E 600 358 221200 360	05/04/2022
				Totals for Ciula, Jerry	90.00		
176903	05/04/2022	Claeys, Joshua	0 QTR 3 2021-22	RVA INTERNET REIMBURSEMENT	90.00	99 E 600 358 221200 360	05/04/2022
				Totals for Claeys, Joshua	90.00		
176904	05/04/2022	Cochrane, Elizabeth	0 QTR 3 2021-22	RVA INTERNET REIMBURSEMENT	90.00	99 E 600 358 221200 360	05/04/2022
				Totals for Cochrane, Elizabeth	90.00		
176905	05/04/2022	Colson, Bob	0 QTR 3 2021-22	RVA INTERNET REIMBURSEMENT	90.00	99 E 600 358 221200 360	05/04/2022
				Totals for Colson, Bob	90.00		
176906	05/04/2022	Colstad, Ashley	0 QTR 3 2021-22	RVA INTERNET REIMBURSEMENT	90.00	99 E 600 358 221200 360	05/04/2022
				Totals for Colstad, Ashley	90.00		
176907	05/04/2022	Conner, Ashley	0 QTR 3 2021-22	RVA INTERNET REIMBURSEMENT	90.00	99 E 600 358 221200 360	05/04/2022
				Totals for Conner, Ashley	90.00		
176908	05/04/2022	Coon, Ellen	0 QTR 3 2021-22	RVA INTERNET REIMBURSEMENT	90.00	99 E 600 358 221200 360	05/04/2022
				Totals for Coon, Ellen	90.00		
176909	05/04/2022	Coots, Angela	0 QTR 3 2021-22	RVA INTERNET REIMBURSEMENT	90.00	99 E 600 358 221200 360	05/04/2022
				Totals for Coots, Angela	90.00		
176910	05/04/2022	Cordova, Christina	0 QTR 3 2021-22	RVA INTERNET REIMBURSEMENT	90.00	99 E 600 358 221200 360	05/04/2022
				Totals for Cordova, Christina	90.00		
176911	05/04/2022	Courchaine, Kimberly	0 QTR 3 2021-22	RVA INTERNET REIMBURSEMENT	90.00	99 E 600 358 221200 360	05/04/2022
				Totals for Courchaine, Kimberly	90.00		
176912	05/04/2022	Couture, Alisa	0 QTR 3 2021-22	RVA INTERNET REIMBURSEMENT	90.00	99 E 600 358 221200 360	05/04/2022
				Totals for Couture, Alisa	90.00		
176913	05/04/2022	Cowell, Mistyrose	0 QTR 3 2021-22	RVA INTERNET REIMBURSEMENT	90.00	99 E 600 358 221200 360	05/04/2022
				Totals for Cowell, Mistyrose	90.00		
176914	05/04/2022	Craig, Jolene	0 QTR 3 2021-22	RVA INTERNET REIMBURSEMENT	90.00	99 E 600 358 221200 360	05/04/2022
				Totals for Craig, Jolene	90.00		
176915	05/04/2022	Crick, Tatyana	0 QTR 3 2021-22	RVA INTERNET REIMBURSEMENT	90.00	99 E 600 358 221200 360	05/04/2022
				Totals for Crick, Tatyana	90.00		
176916	05/04/2022	Crook, Preston	0 QTR 3 2021-22	RVA INTERNET REIMBURSEMENT	90.00	99 E 600 358 221200 360	05/04/2022
				Totals for Crook, Preston	90.00		
176917	05/04/2022	Croone, Dawn	0 QTR 3 2021-22	RVA INTERNET REIMBURSEMENT	90.00	99 E 600 358 221200 360	05/04/2022
				Totals for Croone, Dawn	90.00		
176918	05/04/2022	Crubaugh, Rachel	0 QTR 3 2021-22	RVA INTERNET REIMBURSEMENT	90.00	99 E 600 358 221200 360	05/04/2022
				Totals for Crubaugh, Rachel	90.00		
176919	05/04/2022	Cummings, Joani	0 QTR 3 2021-22	RVA INTERNET REIMBURSEMENT	90.00	99 E 600 358 221200 360	05/04/2022
				Totals for Cummings, Joani	90.00		
176920	05/04/2022	Cuprys, Katherine	0 QTR 3 2021-22	RVA INTERNET REIMBURSEMENT	90.00	99 E 600 358 221200 360	05/04/2022
				Totals for Cuprys, Katherine	90.00		

CHECK #	CHECK DATE	VENDOR	PO	INVOICE #	DESCRIPTION	CHECK AMOUNT	ACCOUNT	POST DATE
			NUMBER	NUMBER		NUMBER		
176921	05/04/2022	Czys, Amber	0	QTR 3 2021-22	RVA INTERNET REIMBURSEMENT	90.00	99 E 600 358 221200 360	05/04/2022
					Totals for Czys, Amber	90.00		
176922	05/04/2022	Dahlstrom, Heather	0	QTR 3 2021-22	RVA INTERNET REIMBURSEMENT	90.00	99 E 600 358 221200 360	05/04/2022
					Totals for Dahlstrom, Heather	90.00		
176923	05/04/2022	Dahmen, Konnie	0	QTR 3 2021-22	RVA INTERNET REIMBURSEMENT	90.00	99 E 600 358 221200 360	05/04/2022
					Totals for Dahmen, Konnie	90.00		
176924	05/04/2022	Dananay, Lisa	0	QTR 3 2021-22	RVA INTERNET REIMBURSEMENT	90.00	99 E 600 358 221200 360	05/04/2022
					Totals for Dananay, Lisa	90.00		
176925	05/04/2022	Dandar, Kassi	0	QTR 3 2021-22	RVA INTERNET REIMBURSEMENT	90.00	99 E 600 358 221200 360	05/04/2022
					Totals for Dandar, Kassi	90.00		
176926	05/04/2022	Davel, Marie	0	QTR 3 2021-22	RVA INTERNET REIMBURSEMENT	90.00	99 E 600 358 221200 360	05/04/2022
					Totals for Davel, Marie	90.00		
176927	05/04/2022	Davidson, Jonathan	0	QTR 3 2021-22	RVA INTERNET REIMBURSEMENT	90.00	99 E 600 358 221200 360	05/04/2022
					Totals for Davidson, Jonathan	90.00		
176928	05/04/2022	Davis, Hope	0	QTR 3 2021-22	RVA INTERNET REIMBURSEMENT	90.00	99 E 600 358 221200 360	05/04/2022
					Totals for Davis, Hope	90.00		
176929	05/04/2022	Davis, Tim	0	QTR 3 2021-22	RVA INTERNET REIMBURSEMENT	90.00	99 E 600 358 221200 360	05/04/2022
					Totals for Davis, Tim	90.00		
176930	05/04/2022	Dean, Mindi	0	QTR 3 2021-22	RVA INTERNET REIMBURSEMENT	90.00	99 E 600 358 221200 360	05/04/2022
					Totals for Dean, Mindi	90.00		
176931	05/04/2022	DeBroux, Latisha	0	QTR 3 2021-22	RVA INTERNET REIMBURSEMENT	90.00	99 E 600 358 221200 360	05/04/2022
					Totals for DeBroux, Latisha	90.00		
176932	05/04/2022	Decorah, Jennifer	0	QTR 3 2021-22	RVA INTERNET REIMBURSEMENT	90.00	99 E 600 358 221200 360	05/04/2022
					Totals for Decorah, Jennifer	90.00		
176933	05/04/2022	Delsart, Todd	0	QTR 3 2021-22	RVA INTERNET REIMBURSEMENT	90.00	99 E 600 358 221200 360	05/04/2022
					Totals for Delsart, Todd	90.00		
176934	05/04/2022	Denzine, Rebekah	0	QTR 3 2021-22	RVA INTERNET REIMBURSEMENT	90.00	99 E 600 358 221200 360	05/04/2022
					Totals for Denzine, Rebekah	90.00		
176935	05/04/2022	Denzine, Roxanne	0	QTR 3 2021-22	RVA INTERNET REIMBURSEMENT	90.00	99 E 600 358 221200 360	05/04/2022
					Totals for Denzine, Roxanne	90.00		
176936	05/04/2022	Derks, Elizabeth	0	QTR 3 2021-22	RVA INTERNET REIMBURSEMENT	90.00	99 E 600 358 221200 360	05/04/2022
					Totals for Derks, Elizabeth	90.00		
176937	05/04/2022	Diamond, Rebecca	0	QTR 3 2021-22	RVA INTERNET REIMBURSEMENT	90.00	99 E 600 358 221200 360	05/04/2022
					Totals for Diamond, Rebecca	90.00		
176938	05/04/2022	Diercks, Billie	0	QTR 3 2021-22	RVA INTERNET REIMBURSEMENT	90.00	99 E 600 358 221200 360	05/04/2022
					Totals for Diercks, Billie	90.00		
176939	05/04/2022	Dieveney, Morgan	0	QTR 3 2021-22	RVA INTERNET REIMBURSEMENT	90.00	99 E 600 358 221200 360	05/04/2022
					Totals for Dieveney, Morgan	90.00		
176940	05/04/2022	Divine, Valerie	0	QTR 3 2021-22	RVA INTERNET REIMBURSEMENT	90.00	99 E 600 358 221200 360	05/04/2022

CHECK #	CHECK DATE	VENDOR	PO INVOICE #	DESCRIPTION	CHECK AMOUNT	ACCOUNT		POST DATE
						NUMBER	NUMBER	
				Totals for Divine, Valerie	90.00			
176941	05/04/2022	Doherty, Anastasia	0 QTR 3 2021-22	RVA INTERNET REIMBURSEMENT	90.00	99 E 600 358 221200 360		05/04/2022
				Totals for Doherty, Anastasia	90.00			
176942	05/04/2022	Domaradzki, Yvette	0 QTR 3 2021-22	RVA INTERNET REIMBURSEMENT	90.00	99 E 600 358 221200 360		05/04/2022
				Totals for Domaradzki, Yvette	90.00			
176943	05/04/2022	Doucette, Laura	0 QTR 3 2021-22	RVA INTERNET REIMBURSEMENT	90.00	99 E 600 358 221200 360		05/04/2022
				Totals for Doucette, Laura	90.00			
176944	05/04/2022	Draeger, Tiffany	0 QTR 3 2021-22	RVA INTERNET REIMBURSEMENT	90.00	99 E 600 358 221200 360		05/04/2022
				Totals for Draeger, Tiffany	90.00			
176945	05/04/2022	Drenthe, Thomas	0 QTR 3 2021-22	RVA INTERNET REIMBURSEMENT	90.00	99 E 600 358 221200 360		05/04/2022
				Totals for Drenthe, Thomas	90.00			
176946	05/04/2022	Dresser, Nathanael	0 QTR 3 2021-22	RVA INTERNET REIMBURSEMENT	90.00	99 E 600 358 221200 360		05/04/2022
				Totals for Dresser, Nathanael	90.00			
176947	05/04/2022	Drexler, Sarah	0 QTR 3 2021-22	RVA INTERNET REIMBURSEMENT	90.00	99 E 600 358 221200 360		05/04/2022
				Totals for Drexler, Sarah	90.00			
176948	05/04/2022	Drury, Luke	0 QTR 3 2021-22	RVA INTERNET REIMBURSEMENT	90.00	99 E 600 358 221200 360		05/04/2022
				Totals for Drury, Luke	90.00			
176949	05/04/2022	Dunford, Amy	0 QTR 3 2021-22	RVA INTERNET REIMBURSEMENT	90.00	99 E 600 358 221200 360		05/04/2022
				Totals for Dunford, Amy	90.00			
176950	05/04/2022	Dunn, Jeffery	0 QTR 3 2021-22	RVA INTERNET REIMBURSEMENT	90.00	99 E 600 358 221200 360		05/04/2022
				Totals for Dunn, Jeffery	90.00			
176951	05/04/2022	Duran, Kristina	0 QTR 3 2021-22	RVA INTERNET REIMBURSEMENT	90.00	99 E 600 358 221200 360		05/04/2022
				Totals for Duran, Kristina	90.00			
176952	05/04/2022	DuWell, Andrea	0 QTR 3 2021-22	RVA INTERNET REIMBURSEMENT	90.00	99 E 600 358 221200 360		05/04/2022
				Totals for DuWell, Andrea	90.00			
176953	05/04/2022	Dwyer, Michele	0 QTR 3 2021-22	RVA INTERNET REIMBURSEMENT	90.00	99 E 600 358 221200 360		05/04/2022
				Totals for Dwyer, Michele	90.00			
176954	05/04/2022	Eaton, Elizabeth	0 QTR 3 2021-22	RVA INTERNET REIMBURSEMENT	90.00	99 E 600 358 221200 360		05/04/2022
				Totals for Eaton, Elizabeth	90.00			
176955	05/04/2022	Edinger, Tiffany	0 QTR 3 2021-22	RVA INTERNET REIMBURSEMENT	90.00	99 E 600 358 221200 360		05/04/2022
				Totals for Edinger, Tiffany	90.00			
176956	05/04/2022	Edwards, Christopher	0 QTR 3 2021-22	RVA INTERNET REIMBURSEMENT	90.00	99 E 600 358 221200 360		05/04/2022
				Totals for Edwards, Christopher	90.00			
176957	05/04/2022	Ehlenfeldt, Brad	0 QTR 3 2021-22	RVA INTERNET REIMBURSEMENT	90.00	99 E 600 358 221200 360		05/04/2022
				Totals for Ehlenfeldt, Brad	90.00			
176958	05/04/2022	Ehlert, Robert	0 QTR 3 2021-22	RVA INTERNET REIMBURSEMENT	90.00	99 E 600 358 221200 360		05/04/2022
				Totals for Ehlert, Robert	90.00			
176959	05/04/2022	Eiche, Jessica	0 QTR 3 2021-22	RVA INTERNET REIMBURSEMENT	90.00	99 E 600 358 221200 360		05/04/2022
				Totals for Eiche, Jessica	90.00			

CHECK #	CHECK DATE	VENDOR	PO INVOICE #	DESCRIPTION	CHECK AMOUNT	ACCOUNT	POST DATE
			NUMBER			NUMBER	
176960	05/04/2022	Eichmiller, Jessica	0 QTR 3 2021-22	RVA INTERNET REIMBURSEMENT	90.00	99 E 600 358 221200 360	05/04/2022
				Totals for Eichmiller, Jessica	90.00		
176961	05/04/2022	Eickstaedt, Jessica	0 QTR 3 2021-22	RVA INTERNET REIMBURSEMENT	90.00	99 E 600 358 221200 360	05/04/2022
				Totals for Eickstaedt, Jessica	90.00		
176962	05/04/2022	Eldridge, Danille	0 QTR 3 2021-22	RVA INTERNET REIMBURSEMENT	90.00	99 E 600 358 221200 360	05/04/2022
				Totals for Eldridge, Danille	90.00		
176963	05/04/2022	Elfstrom, Amanda	0 QTR 3 2021-22	RVA INTERNET REIMBURSEMENT	90.00	99 E 600 358 221200 360	05/04/2022
				Totals for Elfstrom, Amanda	90.00		
176964	05/04/2022	Emerich, Sharon	0 QTR 3 2021-22	RVA INTERNET REIMBURSEMENT	90.00	99 E 600 358 221200 360	05/04/2022
				Totals for Emerich, Sharon	90.00		
176965	05/04/2022	Engels, Nikki	0 QTR 3 2021-22	RVA INTERNET REIMBURSEMENT	90.00	99 E 600 358 221200 360	05/04/2022
				Totals for Engels, Nikki	90.00		
176966	05/04/2022	Engstrom, Tina	0 QTR 3 2021-22	RVA INTERNET REIMBURSEMENT	90.00	99 E 600 358 221200 360	05/04/2022
				Totals for Engstrom, Tina	90.00		
176967	05/04/2022	Epperly, Scott	0 QTR 3 2021-22	RVA INTERNET REIMBURSEMENT	90.00	99 E 600 358 221200 360	05/04/2022
				Totals for Epperly, Scott	90.00		
176968	05/04/2022	Erickson, Aarin	0 QTR 3 2021-22	RVA INTERNET REIMBURSEMENT	90.00	99 E 600 358 221200 360	05/04/2022
				Totals for Erickson, Aarin	90.00		
176969	05/04/2022	Erickson, Katie	0 QTR 3 2021-22	RVA INTERNET REIMBURSEMENT	90.00	99 E 600 358 221200 360	05/04/2022
				Totals for Erickson, Katie	90.00		
176970	05/04/2022	Eriksen, Mathew	0 QTR 3 2021-22	RVA INTERNET REIMBURSEMENT	90.00	99 E 600 358 221200 360	05/04/2022
				Totals for Eriksen, Mathew	90.00		
176971	05/04/2022	Ernster, Emily	0 QTR 3 2021-22	RVA INTERNET REIMBURSEMENT	90.00	99 E 600 358 221200 360	05/04/2022
				Totals for Ernster, Emily	90.00		
176972	05/04/2022	Ertl, Teresa	0 QTR 3 2021-22	RVA INTERNET REIMBURSEMENT	90.00	99 E 600 358 221200 360	05/04/2022
176972	05/04/2022	Ertl, Teresa	0 QTR 3 2021-22	RVA INTERNET REIMBURSEMENT	90.00	99 E 600 358 221200 360	05/04/2022
176972	05/04/2022	Ertl, Teresa	0 QTR 3 2021-22	RVA INTERNET REIMBURSEMENT	90.00-	99 E 600 358 221200 360	05/04/2022
				Totals for Ertl, Teresa	90.00		
176973	05/04/2022	Ewing, Chandra	0 QTR 3 2021-22	RVA INTERNET REIMBURSEMENT	90.00	99 E 600 358 221200 360	05/04/2022
176973	05/04/2022	Ewing, Chandra	0 QTR 3 2021-22	RVA INTERNET REIMBURSEMENT	90.00	99 E 600 358 221200 360	05/04/2022
176973	05/04/2022	Ewing, Chandra	0 QTR 3 2021-22	RVA INTERNET REIMBURSEMENT	90.00-	99 E 600 358 221200 360	05/04/2022
				Totals for Ewing, Chandra	90.00		
176974	05/04/2022	Falk, Jill	0 QTR 3 2021-22	RVA INTERNET REIMBURSEMENT	90.00	99 E 600 358 221200 360	05/04/2022
176974	05/04/2022	Falk, Jill	0 QTR 3 2021-22	RVA INTERNET REIMBURSEMENT	90.00	99 E 600 358 221200 360	05/04/2022
176974	05/04/2022	Falk, Jill	0 QTR 3 2021-22	RVA INTERNET REIMBURSEMENT	90.00-	99 E 600 358 221200 360	05/04/2022
				Totals for Falk, Jill	90.00		
176975	05/04/2022	Falkenhagen, Laura	0 QTR 3 2021-22	RVA INTERNET REIMBURSEMENT	90.00	99 E 600 358 221200 360	05/04/2022
176975	05/04/2022	Falkenhagen, Laura	0 QTR 3 2021-22	RVA INTERNET REIMBURSEMENT	90.00	99 E 600 358 221200 360	05/04/2022
176975	05/04/2022	Falkenhagen, Laura	0 QTR 3 2021-22	RVA INTERNET REIMBURSEMENT	90.00-	99 E 600 358 221200 360	05/04/2022

CHECK #	CHECK DATE	VENDOR	PO INVOICE #	DESCRIPTION	CHECK AMOUNT	ACCOUNT	POST DATE
			NUMBER			NUMBER	
Totals for Falkenhagen, Laura					90.00		
176976	05/04/2022	Falkenberg, Lindsay	0 QTR 3 2021-22	RVA INTERNET REIMBURSEMENT	90.00	99 E 600 358 221200 360	05/04/2022
176976	05/04/2022	Falkenberg, Lindsay	0 QTR 3 2021-22	RVA INTERNET REIMBURSEMENT	90.00	99 E 600 358 221200 360	05/04/2022
176976	05/04/2022	Falkenberg, Lindsay	0 QTR 3 2021-22	RVA INTERNET REIMBURSEMENT	90.00-	99 E 600 358 221200 360	05/04/2022
Totals for Falkenberg, Lindsay					90.00		
176977	05/04/2022	Fath, Annie	0 QTR 3 2021-22	RVA INTERNET REIMBURSEMENT	90.00	99 E 600 358 221200 360	05/04/2022
176977	05/04/2022	Fath, Annie	0 QTR 3 2021-22	RVA INTERNET REIMBURSEMENT	90.00	99 E 600 358 221200 360	05/04/2022
176977	05/04/2022	Fath, Annie	0 QTR 3 2021-22	RVA INTERNET REIMBURSEMENT	90.00-	99 E 600 358 221200 360	05/04/2022
Totals for Fath, Annie					90.00		
176978	05/04/2022	Faulkner, Shanin	0 QTR 3 2021-22	RVA INTERNET REIMBURSEMENT	90.00	99 E 600 358 221200 360	05/04/2022
176978	05/04/2022	Faulkner, Shanin	0 QTR 3 2021-22	RVA INTERNET REIMBURSEMENT	90.00	99 E 600 358 221200 360	05/04/2022
176978	05/04/2022	Faulkner, Shanin	0 QTR 3 2021-22	RVA INTERNET REIMBURSEMENT	90.00-	99 E 600 358 221200 360	05/04/2022
Totals for Faulkner, Shanin					90.00		
176979	05/04/2022	Felzien, Shannon	0 QTR 3 2021-22	RVA INTERNET REIMBURSEMENT	90.00	99 E 600 358 221200 360	05/04/2022
176979	05/04/2022	Felzien, Shannon	0 QTR 3 2021-22	RVA INTERNET REIMBURSEMENT	90.00	99 E 600 358 221200 360	05/04/2022
176979	05/04/2022	Felzien, Shannon	0 QTR 3 2021-22	RVA INTERNET REIMBURSEMENT	90.00-	99 E 600 358 221200 360	05/04/2022
Totals for Felzien, Shannon					90.00		
176980	05/04/2022	Fenn, Chandra	0 QTR 3 2021-22	RVA INTERNET REIMBURSEMENT	90.00	99 E 600 358 221200 360	05/04/2022
176980	05/04/2022	Fenn, Chandra	0 QTR 3 2021-22	RVA INTERNET REIMBURSEMENT	90.00	99 E 600 358 221200 360	05/04/2022
176980	05/04/2022	Fenn, Chandra	0 QTR 3 2021-22	RVA INTERNET REIMBURSEMENT	90.00-	99 E 600 358 221200 360	05/04/2022
Totals for Fenn, Chandra					90.00		
176981	05/04/2022	Fernandes, Kelly	0 QTR 3 2021-22	RVA INTERNET REIMBURSEMENT	90.00	99 E 600 358 221200 360	05/04/2022
176981	05/04/2022	Fernandes, Kelly	0 QTR 3 2021-22	RVA INTERNET REIMBURSEMENT	90.00	99 E 600 358 221200 360	05/04/2022
176981	05/04/2022	Fernandes, Kelly	0 QTR 3 2021-22	RVA INTERNET REIMBURSEMENT	90.00-	99 E 600 358 221200 360	05/04/2022
Totals for Fernandes, Kelly					90.00		
176982	05/04/2022	Ferry, Rebekah	0 QTR 3 2021-22	RVA INTERNET REIMBURSEMENT	90.00	99 E 600 358 221200 360	05/04/2022
176982	05/04/2022	Ferry, Rebekah	0 QTR 3 2021-22	RVA INTERNET REIMBURSEMENT	90.00	99 E 600 358 221200 360	05/04/2022
176982	05/04/2022	Ferry, Rebekah	0 QTR 3 2021-22	RVA INTERNET REIMBURSEMENT	90.00-	99 E 600 358 221200 360	05/04/2022
Totals for Ferry, Rebekah					90.00		
176983	05/04/2022	Filla, Lori	0 QTR 3 2021-22	RVA INTERNET REIMBURSEMENT	90.00	99 E 600 358 221200 360	05/04/2022
176983	05/04/2022	Filla, Lori	0 QTR 3 2021-22	RVA INTERNET REIMBURSEMENT	90.00	99 E 600 358 221200 360	05/04/2022
176983	05/04/2022	Filla, Lori	0 QTR 3 2021-22	RVA INTERNET REIMBURSEMENT	90.00-	99 E 600 358 221200 360	05/04/2022
Totals for Filla, Lori					90.00		
176984	05/04/2022	Finch, Nicole	0 QTR 3 2021-22	RVA INTERNET REIMBURSEMENT	90.00	99 E 600 358 221200 360	05/04/2022
176984	05/04/2022	Finch, Nicole	0 QTR 3 2021-22	RVA INTERNET REIMBURSEMENT	90.00	99 E 600 358 221200 360	05/04/2022
176984	05/04/2022	Finch, Nicole	0 QTR 3 2021-22	RVA INTERNET REIMBURSEMENT	90.00-	99 E 600 358 221200 360	05/04/2022
Totals for Finch, Nicole					90.00		
176985	05/04/2022	Finley, LoriAnn	0 QTR 3 2021-22	RVA INTERNET REIMBURSEMENT	90.00	99 E 600 358 221200 360	05/04/2022
176985	05/04/2022	Finley, LoriAnn	0 QTR 3 2021-22	RVA INTERNET REIMBURSEMENT	90.00	99 E 600 358 221200 360	05/04/2022



CHECK #	CHECK DATE	VENDOR	PO INVOICE #	DESCRIPTION	CHECK AMOUNT	ACCOUNT	POST DATE
			NUMBER			NUMBER	
176985	05/04/2022	Finley, LoriAnn	0 QTR 3 2021-22	RVA INTERNET REIMBURSEMENT	90.00-	99 E 600 358 221200 360	05/04/2022
				Totals for Finley, LoriAnn	90.00		
176986	05/04/2022	Finstad, Leah	0 QTR 3 2021-22	RVA INTERNET REIMBURSEMENT	90.00	99 E 600 358 221200 360	05/04/2022
176986	05/04/2022	Finstad, Leah	0 QTR 3 2021-22	RVA INTERNET REIMBURSEMENT	90.00	99 E 600 358 221200 360	05/04/2022
176986	05/04/2022	Finstad, Leah	0 QTR 3 2021-22	RVA INTERNET REIMBURSEMENT	90.00-	99 E 600 358 221200 360	05/04/2022
				Totals for Finstad, Leah	90.00		
176987	05/04/2022	Fischer, Bobbi	0 QTR 3 2021-22	RVA INTERNET REIMBURSEMENT	90.00	99 E 600 358 221200 360	05/04/2022
176987	05/04/2022	Fischer, Bobbi	0 QTR 3 2021-22	RVA INTERNET REIMBURSEMENT	90.00	99 E 600 358 221200 360	05/04/2022
176987	05/04/2022	Fischer, Bobbi	0 QTR 3 2021-22	RVA INTERNET REIMBURSEMENT	90.00-	99 E 600 358 221200 360	05/04/2022
				Totals for Fischer, Bobbi	90.00		
176988	05/04/2022	Fischer, Dominique	0 QTR 3 2021-22	RVA INTERNET REIMBURSEMENT	90.00	99 E 600 358 221200 360	05/04/2022
176988	05/04/2022	Fischer, Dominique	0 QTR 3 2021-22	RVA INTERNET REIMBURSEMENT	90.00	99 E 600 358 221200 360	05/04/2022
176988	05/04/2022	Fischer, Dominique	0 QTR 3 2021-22	RVA INTERNET REIMBURSEMENT	90.00-	99 E 600 358 221200 360	05/04/2022
				Totals for Fischer, Dominique	90.00		
176989	05/04/2022	Fischer, Kristi	0 QTR 3 2021-22	RVA INTERNET REIMBURSEMENT	90.00	99 E 600 358 221200 360	05/04/2022
176989	05/04/2022	Fischer, Kristi	0 QTR 3 2021-22	RVA INTERNET REIMBURSEMENT	90.00	99 E 600 358 221200 360	05/04/2022
176989	05/04/2022	Fischer, Kristi	0 QTR 3 2021-22	RVA INTERNET REIMBURSEMENT	90.00-	99 E 600 358 221200 360	05/04/2022
				Totals for Fischer, Kristi	90.00		
176990	05/04/2022	Fischer, Tiffany	0 QTR 3 2021-22	RVA INTERNET REIMBURSEMENT	90.00	99 E 600 358 221200 360	05/04/2022
176990	05/04/2022	Fischer, Tiffany	0 QTR 3 2021-22	RVA INTERNET REIMBURSEMENT	90.00	99 E 600 358 221200 360	05/04/2022
176990	05/04/2022	Fischer, Tiffany	0 QTR 3 2021-22	RVA INTERNET REIMBURSEMENT	90.00-	99 E 600 358 221200 360	05/04/2022
				Totals for Fischer, Tiffany	90.00		
176991	05/04/2022	Fisher, Jaclyn	0 QTR 3 2021-22	RVA INTERNET REIMBURSEMENT	90.00	99 E 600 358 221200 360	05/04/2022
176991	05/04/2022	Fisher, Jaclyn	0 QTR 3 2021-22	RVA INTERNET REIMBURSEMENT	90.00	99 E 600 358 221200 360	05/04/2022
176991	05/04/2022	Fisher, Jaclyn	0 QTR 3 2021-22	RVA INTERNET REIMBURSEMENT	90.00-	99 E 600 358 221200 360	05/04/2022
				Totals for Fisher, Jaclyn	90.00		
176992	05/04/2022	Fisher, Jennifer	0 QTR 3 2021-22	RVA INTERNET REIMBURSEMENT	90.00	99 E 600 358 221200 360	05/04/2022
176992	05/04/2022	Fisher, Jennifer	0 QTR 3 2021-22	RVA INTERNET REIMBURSEMENT	90.00	99 E 600 358 221200 360	05/04/2022
176992	05/04/2022	Fisher, Jennifer	0 QTR 3 2021-22	RVA INTERNET REIMBURSEMENT	90.00-	99 E 600 358 221200 360	05/04/2022
				Totals for Fisher, Jennifer	90.00		
176993	05/04/2022	Fisher, Lorna	0 QTR 3 2021-22	RVA INTERNET REIMBURSEMENT	90.00	99 E 600 358 221200 360	05/04/2022
176993	05/04/2022	Fisher, Lorna	0 QTR 3 2021-22	RVA INTERNET REIMBURSEMENT	90.00	99 E 600 358 221200 360	05/04/2022
176993	05/04/2022	Fisher, Lorna	0 QTR 3 2021-22	RVA INTERNET REIMBURSEMENT	90.00-	99 E 600 358 221200 360	05/04/2022
				Totals for Fisher, Lorna	90.00		
176994	05/04/2022	Fleming, Priscilla	0 QTR 3 2021-22	RVA INTERNET REIMBURSEMENT	90.00	99 E 600 358 221200 360	05/04/2022
176994	05/04/2022	Fleming, Priscilla	0 QTR 3 2021-22	RVA INTERNET REIMBURSEMENT	90.00	99 E 600 358 221200 360	05/04/2022
176994	05/04/2022	Fleming, Priscilla	0 QTR 3 2021-22	RVA INTERNET REIMBURSEMENT	90.00-	99 E 600 358 221200 360	05/04/2022
				Totals for Fleming, Priscilla	90.00		
176995	05/04/2022	Fogarty, Angela	0 QTR 3 2021-22	RVA INTERNET REIMBURSEMENT	90.00	99 E 600 358 221200 360	05/04/2022

CHECK #	CHECK DATE	VENDOR	PO	INVOICE #	DESCRIPTION	CHECK AMOUNT	ACCOUNT		POST DATE
							NUMBER	NUMBER	
176995	05/04/2022	Fogarty, Angela	0	QTR 3 2021-22	RVA INTERNET REIMBURSEMENT	90.00	99 E 600 358 221200 360	05/04/2022	
176995	05/04/2022	Fogarty, Angela	0	QTR 3 2021-22	RVA INTERNET REIMBURSEMENT	90.00-	99 E 600 358 221200 360	05/04/2022	
Totals for Fogarty, Angela						90.00			
176996	05/04/2022	Ford, Davette	0	QTR 3 2021-22	RVA INTERNET REIMBURSEMENT	90.00	99 E 600 358 221200 360	05/04/2022	
176996	05/04/2022	Ford, Davette	0	QTR 3 2021-22	RVA INTERNET REIMBURSEMENT	90.00	99 E 600 358 221200 360	05/04/2022	
176996	05/04/2022	Ford, Davette	0	QTR 3 2021-22	RVA INTERNET REIMBURSEMENT	90.00-	99 E 600 358 221200 360	05/04/2022	
Totals for Ford, Davette						90.00			
176997	05/04/2022	Ford, Rachael	0	QTR 3 2021-22	RVA INTERNET REIMBURSEMENT	90.00	99 E 600 358 221200 360	05/04/2022	
176997	05/04/2022	Ford, Rachael	0	QTR 3 2021-22	RVA INTERNET REIMBURSEMENT	90.00	99 E 600 358 221200 360	05/04/2022	
176997	05/04/2022	Ford, Rachael	0	QTR 3 2021-22	RVA INTERNET REIMBURSEMENT	90.00-	99 E 600 358 221200 360	05/04/2022	
Totals for Ford, Rachael						90.00			
176998	05/04/2022	Forrest, Rianne	0	QTR 3 2021-22	RVA INTERNET REIMBURSEMENT	90.00	99 E 600 358 221200 360	05/04/2022	
176998	05/04/2022	Forrest, Rianne	0	QTR 3 2021-22	RVA INTERNET REIMBURSEMENT	90.00	99 E 600 358 221200 360	05/04/2022	
176998	05/04/2022	Forrest, Rianne	0	QTR 3 2021-22	RVA INTERNET REIMBURSEMENT	90.00-	99 E 600 358 221200 360	05/04/2022	
Totals for Forrest, Rianne						90.00			
176999	05/04/2022	Frantz, Mitchell	0	QTR 3 2021-22	RVA INTERNET REIMBURSEMENT	90.00	99 E 600 358 221200 360	05/04/2022	
176999	05/04/2022	Frantz, Mitchell	0	QTR 3 2021-22	RVA INTERNET REIMBURSEMENT	90.00	99 E 600 358 221200 360	05/04/2022	
176999	05/04/2022	Frantz, Mitchell	0	QTR 3 2021-22	RVA INTERNET REIMBURSEMENT	90.00-	99 E 600 358 221200 360	05/04/2022	
Totals for Frantz, Mitchell						90.00			
177000	05/04/2022	Freeman, Kimberly	0	QTR 3 2021-22	RVA INTERNET REIMBURSEMENT	90.00	99 E 600 358 221200 360	05/04/2022	
177000	05/04/2022	Freeman, Kimberly	0	QTR 3 2021-22	RVA INTERNET REIMBURSEMENT	90.00	99 E 600 358 221200 360	05/04/2022	
177000	05/04/2022	Freeman, Kimberly	0	QTR 3 2021-22	RVA INTERNET REIMBURSEMENT	90.00-	99 E 600 358 221200 360	05/04/2022	
Totals for Freeman, Kimberly						90.00			
177001	05/04/2022	Fregien, Elisa	0	QTR 3 2021-22	RVA INTERNET REIMBURSEMENT	90.00	99 E 600 358 221200 360	05/04/2022	
177001	05/04/2022	Fregien, Elisa	0	QTR 3 2021-22	RVA INTERNET REIMBURSEMENT	90.00	99 E 600 358 221200 360	05/04/2022	
177001	05/04/2022	Fregien, Elisa	0	QTR 3 2021-22	RVA INTERNET REIMBURSEMENT	90.00-	99 E 600 358 221200 360	05/04/2022	
Totals for Fregien, Elisa						90.00			
177002	05/04/2022	Fremstad, Heidi	0	QTR 3 2021-22	RVA INTERNET REIMBURSEMENT	90.00	99 E 600 358 221200 360	05/04/2022	
177002	05/04/2022	Fremstad, Heidi	0	QTR 3 2021-22	RVA INTERNET REIMBURSEMENT	90.00	99 E 600 358 221200 360	05/04/2022	
177002	05/04/2022	Fremstad, Heidi	0	QTR 3 2021-22	RVA INTERNET REIMBURSEMENT	90.00-	99 E 600 358 221200 360	05/04/2022	
Totals for Fremstad, Heidi						90.00			
177003	05/04/2022	Fuller, Nicole	0	QTR 3 2021-22	RVA INTERNET REIMBURSEMENT	90.00	99 E 600 358 221200 360	05/04/2022	
177003	05/04/2022	Fuller, Nicole	0	QTR 3 2021-22	RVA INTERNET REIMBURSEMENT	90.00	99 E 600 358 221200 360	05/04/2022	
177003	05/04/2022	Fuller, Nicole	0	QTR 3 2021-22	RVA INTERNET REIMBURSEMENT	90.00-	99 E 600 358 221200 360	05/04/2022	
Totals for Fuller, Nicole						90.00			
177004	05/04/2022	Gable, Cara	0	QTR 3 2021-22	RVA INTERNET REIMBURSEMENT	90.00	99 E 600 358 221200 360	05/04/2022	
177004	05/04/2022	Gable, Cara	0	QTR 3 2021-22	RVA INTERNET REIMBURSEMENT	90.00	99 E 600 358 221200 360	05/04/2022	
177004	05/04/2022	Gable, Cara	0	QTR 3 2021-22	RVA INTERNET REIMBURSEMENT	90.00-	99 E 600 358 221200 360	05/04/2022	
Totals for Gable, Cara						90.00			

CHECK #	CHECK DATE	VENDOR	PO	INVOICE #	DESCRIPTION	CHECK AMOUNT	ACCOUNT		POST DATE
							NUMBER	NUMBER	
177005	05/04/2022	Gagliano, Shonda	0	QTR 3 2021-22	RVA INTERNET REIMBURSEMENT	90.00	99 E 600 358 221200 360	05/04/2022	
177005	05/04/2022	Gagliano, Shonda	0	QTR 3 2021-22	RVA INTERNET REIMBURSEMENT	90.00	99 E 600 358 221200 360	05/04/2022	
177005	05/04/2022	Gagliano, Shonda	0	QTR 3 2021-22	RVA INTERNET REIMBURSEMENT	90.00-	99 E 600 358 221200 360	05/04/2022	
Totals for Gagliano, Shonda						90.00			
177006	05/04/2022	Garcia, Joshua	0	QTR 3 2021-22	RVA INTERNET REIMBURSEMENT	90.00	99 E 600 358 221200 360	05/04/2022	
177006	05/04/2022	Garcia, Joshua	0	QTR 3 2021-22	RVA INTERNET REIMBURSEMENT	90.00	99 E 600 358 221200 360	05/04/2022	
177006	05/04/2022	Garcia, Joshua	0	QTR 3 2021-22	RVA INTERNET REIMBURSEMENT	90.00-	99 E 600 358 221200 360	05/04/2022	
Totals for Garcia, Joshua						90.00			
177007	05/04/2022	Gardebrecht, Nyssa	0	QTR 3 2021-22	RVA INTERNET REIMBURSEMENT	90.00	99 E 600 358 221200 360	05/04/2022	
177007	05/04/2022	Gardebrecht, Nyssa	0	QTR 3 2021-22	RVA INTERNET REIMBURSEMENT	90.00	99 E 600 358 221200 360	05/04/2022	
177007	05/04/2022	Gardebrecht, Nyssa	0	QTR 3 2021-22	RVA INTERNET REIMBURSEMENT	90.00-	99 E 600 358 221200 360	05/04/2022	
Totals for Gardebrecht, Nyssa						90.00			
177008	05/04/2022	Gartner, Mikella	0	QTR 3 2021-22	RVA INTERNET REIMBURSEMENT	90.00	99 E 600 358 221200 360	05/04/2022	
177008	05/04/2022	Gartner, Mikella	0	QTR 3 2021-22	RVA INTERNET REIMBURSEMENT	90.00	99 E 600 358 221200 360	05/04/2022	
177008	05/04/2022	Gartner, Mikella	0	QTR 3 2021-22	RVA INTERNET REIMBURSEMENT	90.00-	99 E 600 358 221200 360	05/04/2022	
Totals for Gartner, Mikella						90.00			
177009	05/04/2022	Gavinski, Paula	0	QTR 3 2021-22	RVA INTERNET REIMBURSEMENT	90.00	99 E 600 358 221200 360	05/04/2022	
177009	05/04/2022	Gavinski, Paula	0	QTR 3 2021-22	RVA INTERNET REIMBURSEMENT	90.00	99 E 600 358 221200 360	05/04/2022	
177009	05/04/2022	Gavinski, Paula	0	QTR 3 2021-22	RVA INTERNET REIMBURSEMENT	90.00-	99 E 600 358 221200 360	05/04/2022	
Totals for Gavinski, Paula						90.00			
177010	05/04/2022	Gebczyk, Robert	0	QTR 3 2021-22	RVA INTERNET REIMBURSEMENT	90.00	99 E 600 358 221200 360	05/04/2022	
177010	05/04/2022	Gebczyk, Robert	0	QTR 3 2021-22	RVA INTERNET REIMBURSEMENT	90.00	99 E 600 358 221200 360	05/04/2022	
177010	05/04/2022	Gebczyk, Robert	0	QTR 3 2021-22	RVA INTERNET REIMBURSEMENT	90.00-	99 E 600 358 221200 360	05/04/2022	
Totals for Gebczyk, Robert						90.00			
177011	05/04/2022	Gehrke, Melissa	0	QTR 3 2021-22	RVA INTERNET REIMBURSEMENT	90.00	99 E 600 358 221200 360	05/04/2022	
177011	05/04/2022	Gehrke, Melissa	0	QTR 3 2021-22	RVA INTERNET REIMBURSEMENT	90.00	99 E 600 358 221200 360	05/04/2022	
177011	05/04/2022	Gehrke, Melissa	0	QTR 3 2021-22	RVA INTERNET REIMBURSEMENT	90.00-	99 E 600 358 221200 360	05/04/2022	
Totals for Gehrke, Melissa						90.00			
177012	05/04/2022	Geiger, Ron	0	QTR 3 2021-22	RVA INTERNET REIMBURSEMENT	90.00	99 E 600 358 221200 360	05/04/2022	
177012	05/04/2022	Geiger, Ron	0	QTR 3 2021-22	RVA INTERNET REIMBURSEMENT	90.00	99 E 600 358 221200 360	05/04/2022	
177012	05/04/2022	Geiger, Ron	0	QTR 3 2021-22	RVA INTERNET REIMBURSEMENT	90.00-	99 E 600 358 221200 360	05/04/2022	
Totals for Geiger, Ron						90.00			
177013	05/04/2022	Genrich, Shannon	0	QTR 3 2021-22	RVA INTERNET REIMBURSEMENT	90.00	99 E 600 358 221200 360	05/04/2022	
177013	05/04/2022	Genrich, Shannon	0	QTR 3 2021-22	RVA INTERNET REIMBURSEMENT	90.00	99 E 600 358 221200 360	05/04/2022	
177013	05/04/2022	Genrich, Shannon	0	QTR 3 2021-22	RVA INTERNET REIMBURSEMENT	90.00-	99 E 600 358 221200 360	05/04/2022	
Totals for Genrich, Shannon						90.00			
177014	05/04/2022	Georgeson, Jennifer	0	QTR 3 2021-22	RVA INTERNET REIMBURSEMENT	90.00	99 E 600 358 221200 360	05/04/2022	
177014	05/04/2022	Georgeson, Jennifer	0	QTR 3 2021-22	RVA INTERNET REIMBURSEMENT	90.00	99 E 600 358 221200 360	05/04/2022	
177014	05/04/2022	Georgeson, Jennifer	0	QTR 3 2021-22	RVA INTERNET REIMBURSEMENT	90.00-	99 E 600 358 221200 360	05/04/2022	

CHECK #	CHECK DATE	VENDOR	PO INVOICE #	DESCRIPTION	CHECK AMOUNT	ACCOUNT		POST DATE
						NUMBER	NUMBER	
Totals for Georgeson, Jennifer					90.00			
177015	05/04/2022	Georgeson, Stephany	0 QTR 3 2021-22	RVA INTERNET REIMBURSEMENT	90.00	99 E 600 358 221200 360		05/04/2022
177015	05/04/2022	Georgeson, Stephany	0 QTR 3 2021-22	RVA INTERNET REIMBURSEMENT	90.00	99 E 600 358 221200 360		05/04/2022
177015	05/04/2022	Georgeson, Stephany	0 QTR 3 2021-22	RVA INTERNET REIMBURSEMENT	90.00-	99 E 600 358 221200 360		05/04/2022
Totals for Georgeson, Stephany					90.00			
177016	05/04/2022	Gerhardstein, Veronica	0 QTR 3 2021-22	RVA INTERNET REIMBURSEMENT	90.00	99 E 600 358 221200 360		05/04/2022
177016	05/04/2022	Gerhardstein, Veronica	0 QTR 3 2021-22	RVA INTERNET REIMBURSEMENT	90.00	99 E 600 358 221200 360		05/04/2022
177016	05/04/2022	Gerhardstein, Veronica	0 QTR 3 2021-22	RVA INTERNET REIMBURSEMENT	90.00-	99 E 600 358 221200 360		05/04/2022
Totals for Gerhardstein, Veronica					90.00			
177017	05/04/2022	Gibson, Peggy	0 QTR 3 2021-22	RVA INTERNET REIMBURSEMENT	90.00	99 E 600 358 221200 360		05/04/2022
177017	05/04/2022	Gibson, Peggy	0 QTR 3 2021-22	RVA INTERNET REIMBURSEMENT	90.00	99 E 600 358 221200 360		05/04/2022
177017	05/04/2022	Gibson, Peggy	0 QTR 3 2021-22	RVA INTERNET REIMBURSEMENT	90.00-	99 E 600 358 221200 360		05/04/2022
Totals for Gibson, Peggy					90.00			
177018	05/04/2022	Gilbert, Jennifer	0 QTR 3 2021-22	RVA INTERNET REIMBURSEMENT	90.00	99 E 600 358 221200 360		05/04/2022
177018	05/04/2022	Gilbert, Jennifer	0 QTR 3 2021-22	RVA INTERNET REIMBURSEMENT	90.00	99 E 600 358 221200 360		05/04/2022
177018	05/04/2022	Gilbert, Jennifer	0 QTR 3 2021-22	RVA INTERNET REIMBURSEMENT	90.00-	99 E 600 358 221200 360		05/04/2022
Totals for Gilbert, Jennifer					90.00			
177019	05/04/2022	Gillespie, Kelly	0 QTR 3 2021-22	RVA INTERNET REIMBURSEMENT	90.00	99 E 600 358 221200 360		05/04/2022
177019	05/04/2022	Gillespie, Kelly	0 QTR 3 2021-22	RVA INTERNET REIMBURSEMENT	90.00	99 E 600 358 221200 360		05/04/2022
177019	05/04/2022	Gillespie, Kelly	0 QTR 3 2021-22	RVA INTERNET REIMBURSEMENT	90.00-	99 E 600 358 221200 360		05/04/2022
Totals for Gillespie, Kelly					90.00			
177020	05/04/2022	Gilmour, Erin	0 QTR 3 2021-22	RVA INTERNET REIMBURSEMENT	90.00	99 E 600 358 221200 360		05/04/2022
177020	05/04/2022	Gilmour, Erin	0 QTR 3 2021-22	RVA INTERNET REIMBURSEMENT	90.00	99 E 600 358 221200 360		05/04/2022
177020	05/04/2022	Gilmour, Erin	0 QTR 3 2021-22	RVA INTERNET REIMBURSEMENT	90.00-	99 E 600 358 221200 360		05/04/2022
Totals for Gilmour, Erin					90.00			
177021	05/04/2022	Glab, Michelle	0 QTR 3 2021-22	RVA INTERNET REIMBURSEMENT	90.00	99 E 600 358 221200 360		05/04/2022
177021	05/04/2022	Glab, Michelle	0 QTR 3 2021-22	RVA INTERNET REIMBURSEMENT	90.00	99 E 600 358 221200 360		05/04/2022
177021	05/04/2022	Glab, Michelle	0 QTR 3 2021-22	RVA INTERNET REIMBURSEMENT	90.00-	99 E 600 358 221200 360		05/04/2022
Totals for Glab, Michelle					90.00			
177022	05/04/2022	Gleesing, Krystal	0 QTR 3 2021-22	RVA INTERNET REIMBURSEMENT	90.00	99 E 600 358 221200 360		05/04/2022
177022	05/04/2022	Gleesing, Krystal	0 QTR 3 2021-22	RVA INTERNET REIMBURSEMENT	90.00	99 E 600 358 221200 360		05/04/2022
177022	05/04/2022	Gleesing, Krystal	0 QTR 3 2021-22	RVA INTERNET REIMBURSEMENT	90.00-	99 E 600 358 221200 360		05/04/2022
Totals for Gleesing, Krystal					90.00			
177023	05/04/2022	Gneiser, Ruthann	0 QTR 3 2021-22	RVA INTERNET REIMBURSEMENT	90.00	99 E 600 358 221200 360		05/04/2022
177023	05/04/2022	Gneiser, Ruthann	0 QTR 3 2021-22	RVA INTERNET REIMBURSEMENT	90.00	99 E 600 358 221200 360		05/04/2022
177023	05/04/2022	Gneiser, Ruthann	0 QTR 3 2021-22	RVA INTERNET REIMBURSEMENT	90.00-	99 E 600 358 221200 360		05/04/2022
Totals for Gneiser, Ruthann					90.00			
177024	05/04/2022	Gollubske, Deanna	0 QTR 3 2021-22	RVA INTERNET REIMBURSEMENT	90.00	99 E 600 358 221200 360		05/04/2022
177024	05/04/2022	Gollubske, Deanna	0 QTR 3 2021-22	RVA INTERNET REIMBURSEMENT	90.00	99 E 600 358 221200 360		05/04/2022

CHECK #	CHECK DATE	VENDOR	PO	INVOICE #	DESCRIPTION	CHECK AMOUNT	ACCOUNT		POST DATE
							NUMBER	NUMBER	
177024	05/04/2022	Gollubske, Deanna	0	QTR 3 2021-22	RVA INTERNET REIMBURSEMENT	90.00-	99 E 600 358 221200 360		05/04/2022
		Totals for Gollubske, Deanna				90.00			
177025	05/04/2022	Gosse, Brittany	0	QTR 3 2021-22	RVA INTERNET REIMBURSEMENT	90.00	99 E 600 358 221200 360		05/04/2022
177025	05/04/2022	Gosse, Brittany	0	QTR 3 2021-22	RVA INTERNET REIMBURSEMENT	90.00	99 E 600 358 221200 360		05/04/2022
177025	05/04/2022	Gosse, Brittany	0	QTR 3 2021-22	RVA INTERNET REIMBURSEMENT	90.00-	99 E 600 358 221200 360		05/04/2022
		Totals for Gosse, Brittany				90.00			
177026	05/04/2022	Grabian, Tiffany	0	QTR 3 2021-22	RVA INTERNET REIMBURSEMENT	90.00	99 E 600 358 221200 360		05/04/2022
		Totals for Grabian, Tiffany				90.00			
177027	05/04/2022	Gregurich, Michelle	0	QTR 3 2021-22	RVA INTERNET REIMBURSEMENT	90.00	99 E 600 358 221200 360		05/04/2022
		Totals for Gregurich, Michelle				90.00			
177028	05/04/2022	Grover, Clarissa	0	QTR 3 2021-22	RVA INTERNET REIMBURSEMENT	90.00	99 E 600 358 221200 360		05/04/2022
		Totals for Grover, Clarissa				90.00			
177029	05/04/2022	Guerrero Silva, Jose	0	QTR 3 2021-22	RVA INTERNET REIMBURSEMENT	90.00	99 E 600 358 221200 360		05/04/2022
		Totals for Guerrero Silva, Jose				90.00			
177030	05/04/2022	Gukenberger, Jennifer	0	QTR 3 2021-22	RVA INTERNET REIMBURSEMENT	90.00	99 E 600 358 221200 360		05/04/2022
		Totals for Gukenberger, Jennifer				90.00			
177031	05/04/2022	Gulko, Marc	0	QTR 3 2021-22	RVA INTERNET REIMBURSEMENT	90.00	99 E 600 358 221200 360		05/04/2022
		Totals for Gulko, Marc				90.00			
177032	05/04/2022	Gunderson, Paul	0	QTR 3 2021-22	RVA INTERNET REIMBURSEMENT	90.00	99 E 600 358 221200 360		05/04/2022
		Totals for Gunderson, Paul				90.00			
177033	05/04/2022	Gutowski, Shannon	0	QTR 3 2021-22	RVA INTERNET REIMBURSEMENT	90.00	99 E 600 358 221200 360		05/04/2022
		Totals for Gutowski, Shannon				90.00			
177034	05/04/2022	Guzinski, Darcey	0	QTR 3 2021-22	RVA INTERNET REIMBURSEMENT	90.00	99 E 600 358 221200 360		05/04/2022
		Totals for Guzinski, Darcey				90.00			
177035	05/04/2022	Gylten, Heather	0	QTR 3 2021-22	RVA INTERNET REIMBURSEMENT	90.00	99 E 600 358 221200 360		05/04/2022
		Totals for Gylten, Heather				90.00			
177036	05/04/2022	Haack, Katie	0	QTR 3 2021-22	RVA INTERNET REIMBURSEMENT	90.00	99 E 600 358 221200 360		05/04/2022
		Totals for Haack, Katie				90.00			
177037	05/04/2022	Habedank, Amy	0	QTR 3 2021-22	RVA INTERNET REIMBURSEMENT	90.00	99 E 600 358 221200 360		05/04/2022
		Totals for Habedank, Amy				90.00			
177038	05/04/2022	Hackbarth, Ann	0	QTR 3 2021-22	RVA INTERNET REIMBURSEMENT	90.00	99 E 600 358 221200 360		05/04/2022
		Totals for Hackbarth, Ann				90.00			
177039	05/04/2022	Hadden, Anita	0	QTR 3 2021-22	RVA INTERNET REIMBURSEMENT	90.00	99 E 600 358 221200 360		05/04/2022
		Totals for Hadden, Anita				90.00			
177040	05/04/2022	Haigler, Jonathan	0	QTR 3 2021-22	RVA INTERNET REIMBURSEMENT	90.00	99 E 600 358 221200 360		05/04/2022
		Totals for Haigler, Jonathan				90.00			
177041	05/04/2022	Hamland, Janelle	0	QTR 3 2021-22	RVA INTERNET REIMBURSEMENT	90.00	99 E 600 358 221200 360		05/04/2022
		Totals for Hamland, Janelle				90.00			
177042	05/04/2022	Hand, Corina	0	QTR 3 2021-22	RVA INTERNET REIMBURSEMENT	90.00	99 E 600 358 221200 360		05/04/2022

CHECK #	CHECK DATE	VENDOR	PO INVOICE #	DESCRIPTION	CHECK AMOUNT	ACCOUNT	POST DATE
			NUMBER			NUMBER	
				Totals for Hand, Corina	90.00		
177043	05/04/2022	Hansen, Janelle	0 QTR 3 2021-22	RVA INTERNET REIMBURSEMENT	90.00	99 E 600 358 221200 360	05/04/2022
				Totals for Hansen, Janelle	90.00		
177044	05/04/2022	Hansen, Katie	0 QTR 3 2021-22	RVA INTERNET REIMBURSEMENT	90.00	99 E 600 358 221200 360	05/04/2022
				Totals for Hansen, Katie	90.00		
177045	05/04/2022	Hansen, Tammy	0 QTR 3 2021-22	RVA INTERNET REIMBURSEMENT	90.00	99 E 600 358 221200 360	05/04/2022
				Totals for Hansen, Tammy	90.00		
177046	05/04/2022	Hanson, Serena	0 QTR 3 2021-22	RVA INTERNET REIMBURSEMENT	90.00	99 E 600 358 221200 360	05/04/2022
				Totals for Hanson, Serena	90.00		
177047	05/04/2022	Harper, Hannah	0 QTR 3 2021-22	RVA INTERNET REIMBURSEMENT	90.00	99 E 600 358 221200 360	05/04/2022
				Totals for Harper, Hannah	90.00		
177048	05/04/2022	Harper, Lisa	0 QTR 3 2021-22	RVA INTERNET REIMBURSEMENT	90.00	99 E 600 358 221200 360	05/04/2022
				Totals for Harper, Lisa	90.00		
177049	05/04/2022	Harris, Austin	0 QTR 3 2021-22	RVA INTERNET REIMBURSEMENT	90.00	99 E 600 358 221200 360	05/04/2022
				Totals for Harris, Austin	90.00		
177050	05/04/2022	Hasenstein, Tanya	0 QTR 3 2021-22	RVA INTERNET REIMBURSEMENT	90.00	99 E 600 358 221200 360	05/04/2022
				Totals for Hasenstein, Tanya	90.00		
177051	05/04/2022	Hass, Tammy	0 QTR 3 2021-22	RVA INTERNET REIMBURSEMENT	90.00	99 E 600 358 221200 360	05/04/2022
				Totals for Hass, Tammy	90.00		
177052	05/04/2022	Heinz, Jeffery	0 QTR 3 2021-22	RVA INTERNET REIMBURSEMENT	90.00	99 E 600 358 221200 360	05/04/2022
				Totals for Heinz, Jeffery	90.00		
177053	05/04/2022	Hembrook, Jennifer	0 QTR 3 2021-22	RVA INTERNET REIMBURSEMENT	90.00	99 E 600 358 221200 360	05/04/2022
				Totals for Hembrook, Jennifer	90.00		
177054	05/04/2022	Henderson, Devin	0 QTR 3 2021-22	RVA INTERNET REIMBURSEMENT	90.00	99 E 600 358 221200 360	05/04/2022
				Totals for Henderson, Devin	90.00		
177055	05/04/2022	Henderson, Lori	0 QTR 3 2021-22	RVA INTERNET REIMBURSEMENT	90.00	99 E 600 358 221200 360	05/04/2022
				Totals for Henderson, Lori	90.00		
177056	05/04/2022	Henderson, Spencer	0 QTR 3 2021-22	RVA INTERNET REIMBURSEMENT	90.00	99 E 600 358 221200 360	05/04/2022
				Totals for Henderson, Spencer	90.00		
177057	05/04/2022	Hennessey, Felicia	0 QTR 3 2021-22	RVA INTERNET REIMBURSEMENT	90.00	99 E 600 358 221200 360	05/04/2022
				Totals for Hennessey, Felicia	90.00		
177058	05/04/2022	Henriksen, Erin	0 QTR 3 2021-22	RVA INTERNET REIMBURSEMENT	90.00	99 E 600 358 221200 360	05/04/2022
				Totals for Henriksen, Erin	90.00		
177059	05/04/2022	Henriquez, Maria	0 QTR 3 2021-22	RVA INTERNET REIMBURSEMENT	90.00	99 E 600 358 221200 360	05/04/2022
				Totals for Henriquez, Maria	90.00		
177060	05/04/2022	Hernandez, Amy	0 QTR 3 2021-22	RVA INTERNET REIMBURSEMENT	90.00	99 E 600 358 221200 360	05/04/2022
				Totals for Hernandez, Amy	90.00		
177061	05/04/2022	Hernandez, Lisa	0 QTR 3 2021-22	RVA INTERNET REIMBURSEMENT	90.00	99 E 600 358 221200 360	05/04/2022
				Totals for Hernandez, Lisa	90.00		

CHECK #	CHECK DATE	VENDOR	PO INVOICE #	DESCRIPTION	CHECK AMOUNT	ACCOUNT	POST DATE
			NUMBER			NUMBER	
177062	05/04/2022	Heschke, Stephanie	0 QTR 3 2021-22	RVA INTERNET REIMBURSEMENT	90.00	99 E 600 358 221200 360	05/04/2022
				Totals for Heschke, Stephanie	90.00		
177063	05/04/2022	Hillebrand, Vanessa	0 QTR 3 2021-22	RVA INTERNET REIMBURSEMENT	90.00	99 E 600 358 221200 360	05/04/2022
				Totals for Hillebrand, Vanessa	90.00		
177064	05/04/2022	Hintz, Rashelle	0 QTR 3 2021-22	RVA INTERNET REIMBURSEMENT	90.00	99 E 600 358 221200 360	05/04/2022
				Totals for Hintz, Rashelle	90.00		
177065	05/04/2022	Hirschfield, Jennifer	0 QTR 3 2021-22	RVA INTERNET REIMBURSEMENT	90.00	99 E 600 358 221200 360	05/04/2022
				Totals for Hirschfield, Jennifer	90.00		
177066	05/04/2022	Hlasny, Darenda	0 QTR 3 2021-22	RVA INTERNET REIMBURSEMENT	90.00	99 E 600 358 221200 360	05/04/2022
				Totals for Hlasny, Darenda	90.00		
177067	05/04/2022	Hoersten, Crystal	0 QTR 3 2021-22	RVA INTERNET REIMBURSEMENT	90.00	99 E 600 358 221200 360	05/04/2022
				Totals for Hoersten, Crystal	90.00		
177068	05/04/2022	Hoffmann, Stephanie	0 QTR 3 2021-22	RVA INTERNET REIMBURSEMENT	90.00	99 E 600 358 221200 360	05/04/2022
				Totals for Hoffmann, Stephanie	90.00		
177069	05/04/2022	Holford, Amy	0 QTR 3 2021-22	RVA INTERNET REIMBURSEMENT	90.00	99 E 600 358 221200 360	05/04/2022
				Totals for Holford, Amy	90.00		
177070	05/04/2022	Holmgren, Geneva	0 QTR 3 2021-22	RVA INTERNET REIMBURSEMENT	90.00	99 E 600 358 221200 360	05/04/2022
				Totals for Holmgren, Geneva	90.00		
177071	05/04/2022	Holum, Laura	0 QTR 3 2021-22	RVA INTERNET REIMBURSEMENT	90.00	99 E 600 358 221200 360	05/04/2022
				Totals for Holum, Laura	90.00		
177072	05/04/2022	Honzik, Kasey	0 QTR 3 2021-22	RVA INTERNET REIMBURSEMENT	90.00	99 E 600 358 221200 360	05/04/2022
				Totals for Honzik, Kasey	90.00		
177073	05/04/2022	Hook Schroedl, Melyssa	0 QTR 3 2021-22	RVA INTERNET REIMBURSEMENT	90.00	99 E 600 358 221200 360	05/04/2022
				Totals for Hook Schroedl, Melyssa	90.00		
177074	05/04/2022	Huang, Chun-Hui	0 QTR 3 2021-22	RVA INTERNET REIMBURSEMENT	90.00	99 E 600 358 221200 360	05/04/2022
				Totals for Huang, Chun-Hui	90.00		
177075	05/04/2022	Hurd, Laura	0 QTR 3 2021-22	RVA INTERNET REIMBURSEMENT	90.00	99 E 600 358 221200 360	05/04/2022
				Totals for Hurd, Laura	90.00		
177076	05/04/2022	Huston, Hayley	0 QTR 3 2021-22	RVA INTERNET REIMBURSEMENT	90.00	99 E 600 358 221200 360	05/04/2022
				Totals for Huston, Hayley	90.00		
177077	05/04/2022	Igl, Amie	0 QTR 3 2021-22	RVA INTERNET REIMBURSEMENT	90.00	99 E 600 358 221200 360	05/04/2022
				Totals for Igl, Amie	90.00		
177078	05/04/2022	Immekus, Dawn	0 QTR 3 2021-22	RVA INTERNET REIMBURSEMENT	90.00	99 E 600 358 221200 360	05/04/2022
				Totals for Immekus, Dawn	90.00		
177079	05/04/2022	Jackson, Melissa	0 QTR 3 2021-22	RVA INTERNET REIMBURSEMENT	90.00	99 E 600 358 221200 360	05/04/2022
				Totals for Jackson, Melissa	90.00		
177080	05/04/2022	Janke, Melissa	0 QTR 3 2021-22	RVA INTERNET REIMBURSEMENT	90.00	99 E 600 358 221200 360	05/04/2022
				Totals for Janke, Melissa	90.00		
177081	05/04/2022	Jensen, Melissa	0 QTR 3 2021-22	RVA INTERNET REIMBURSEMENT	90.00	99 E 600 358 221200 360	05/04/2022

CHECK #	CHECK DATE	VENDOR	PO INVOICE #	DESCRIPTION	CHECK AMOUNT	ACCOUNT		POST DATE
						NUMBER	NUMBER	
				Totals for Jensen, Melissa	90.00			
177082	05/04/2022	Jeter, Kelly	0 QTR 3 2021-22	RVA INTERNET REIMBURSEMENT	90.00	99 E 600 358 221200 360		05/04/2022
				Totals for Jeter, Kelly	90.00			
177083	05/04/2022	Johnson, Andrea	0 QTR 3 2021-22	RVA INTERNET REIMBURSEMENT	90.00	99 E 600 358 221200 360		05/04/2022
				Totals for Johnson, Andrea	90.00			
177084	05/04/2022	Johnson, Ashley	0 QTR 3 2021-22	RVA INTERNET REIMBURSEMENT	90.00	99 E 600 358 221200 360		05/04/2022
				Totals for Johnson, Ashley	90.00			
177085	05/04/2022	Johnson, Kimbri	0 QTR 3 2021-22	RVA INTERNET REIMBURSEMENT	90.00	99 E 600 358 221200 360		05/04/2022
				Totals for Johnson, Kimbri	90.00			
177086	05/04/2022	Johnson, LaNae	0 QTR 3 2021-22	RVA INTERNET REIMBURSEMENT	90.00	99 E 600 358 221200 360		05/04/2022
				Totals for Johnson, LaNae	90.00			
177087	05/04/2022	Johnson, Tracey	0 QTR 3 2021-22	RVA INTERNET REIMBURSEMENT	90.00	99 E 600 358 221200 360		05/04/2022
				Totals for Johnson, Tracey	90.00			
177088	05/04/2022	Jones, Martin	0 QTR 3 2021-22	RVA INTERNET REIMBURSEMENT	90.00	99 E 600 358 221200 360		05/04/2022
				Totals for Jones, Martin	90.00			
177089	05/04/2022	Jones, Sandra	0 QTR 3 2021-22	RVA INTERNET REIMBURSEMENT	90.00	99 E 600 358 221200 360		05/04/2022
				Totals for Jones, Sandra	90.00			
177090	05/04/2022	Joseph, Rachel	0 QTR 3 2021-22	RVA INTERNET REIMBURSEMENT	90.00	99 E 600 358 221200 360		05/04/2022
				Totals for Joseph, Rachel	90.00			
177091	05/04/2022	Kaczmarek, Bethany	0 QTR 3 2021-22	RVA INTERNET REIMBURSEMENT	90.00	99 E 600 358 221200 360		05/04/2022
				Totals for Kaczmarek, Bethany	90.00			
177092	05/04/2022	Kaczmarowski, Carrie	0 QTR 3 2021-22	RVA INTERNET REIMBURSEMENT	90.00	99 E 600 358 221200 360		05/04/2022
				Totals for Kaczmarowski, Carrie	90.00			
177093	05/04/2022	Kalhagen, Melissa	0 QTR 3 2021-22	RVA INTERNET REIMBURSEMENT	90.00	99 E 600 358 221200 360		05/04/2022
				Totals for Kalhagen, Melissa	90.00			
177094	05/04/2022	Kalkofen, Sarah	0 QTR 3 2021-22	RVA INTERNET REIMBURSEMENT	90.00	99 E 600 358 221200 360		05/04/2022
				Totals for Kalkofen, Sarah	90.00			
177095	05/04/2022	Kalsow, Brittany	0 QTR 3 2021-22	RVA INTERNET REIMBURSEMENT	90.00	99 E 600 358 221200 360		05/04/2022
				Totals for Kalsow, Brittany	90.00			
177096	05/04/2022	Kaminski, Nichole	0 QTR 3 2021-22	RVA INTERNET REIMBURSEMENT	90.00	99 E 600 358 221200 360		05/04/2022
				Totals for Kaminski, Nichole	90.00			
177097	05/04/2022	Kartheiser, Nicole	0 QTR 3 2021-22	RVA INTERNET REIMBURSEMENT	90.00	99 E 600 358 221200 360		05/04/2022
				Totals for Kartheiser, Nicole	90.00			
177098	05/04/2022	Keen, Sophy	0 QTR 3 2021-22	RVA INTERNET REIMBURSEMENT	90.00	99 E 600 358 221200 360		05/04/2022
				Totals for Keen, Sophy	90.00			
177099	05/04/2022	Kelly, Allison	0 QTR 3 2021-22	RVA INTERNET REIMBURSEMENT	90.00	99 E 600 358 221200 360		05/04/2022
				Totals for Kelly, Allison	90.00			
177100	05/04/2022	Kimmet, Kimberly	0 QTR 3 2021-22	RVA INTERNET REIMBURSEMENT	90.00	99 E 600 358 221200 360		05/04/2022
				Totals for Kimmet, Kimberly	90.00			



CHECK #	CHECK DATE	VENDOR	PO INVOICE #	DESCRIPTION	CHECK AMOUNT	ACCOUNT	POST DATE
			NUMBER			NUMBER	
177101	05/04/2022	King, Amanda	0 QTR 3 2021-22	RVA INTERNET REIMBURSEMENT	90.00	99 E 600 358 221200 360	05/04/2022
				Totals for King, Amanda	90.00		
177102	05/04/2022	King, Heidi	0 QTR 3 2021-22	RVA INTERNET REIMBURSEMENT	90.00	99 E 600 358 221200 360	05/04/2022
				Totals for King, Heidi	90.00		
177103	05/04/2022	Kinney, Joni	0 QTR 3 2021-22	RVA INTERNET REIMBURSEMENT	90.00	99 E 600 358 221200 360	05/04/2022
				Totals for Kinney, Joni	90.00		
177104	05/04/2022	Kitsemble, Jennafer	0 QTR 3 2021-22	RVA INTERNET REIMBURSEMENT	90.00	99 E 600 358 221200 360	05/04/2022
				Totals for Kitsemble, Jennafer	90.00		
177105	05/04/2022	Klueckmann, Tami	0 QTR 3 2021-22	RVA INTERNET REIMBURSEMENT	90.00	99 E 600 358 221200 360	05/04/2022
				Totals for Klueckmann, Tami	90.00		
177106	05/04/2022	Kneifl, Marie	0 QTR 3 2021-22	RVA INTERNET REIMBURSEMENT	90.00	99 E 600 358 221200 360	05/04/2022
				Totals for Kneifl, Marie	90.00		
177107	05/04/2022	Koch, Christina	0 QTR 3 2021-22	RVA INTERNET REIMBURSEMENT	90.00	99 E 600 358 221200 360	05/04/2022
				Totals for Koch, Christina	90.00		
177108	05/04/2022	Kocovsky, Nichole	0 QTR 3 2021-22	RVA INTERNET REIMBURSEMENT	90.00	99 E 600 358 221200 360	05/04/2022
				Totals for Kocovsky, Nichole	90.00		
177109	05/04/2022	Kohler, Chelsea	0 QTR 3 2021-22	RVA INTERNET REIMBURSEMENT	90.00	99 E 600 358 221200 360	05/04/2022
				Totals for Kohler, Chelsea	90.00		
177110	05/04/2022	Koontz, Tammy	0 QTR 3 2021-22	RVA INTERNET REIMBURSEMENT	90.00	99 E 600 358 221200 360	05/04/2022
				Totals for Koontz, Tammy	90.00		
177111	05/04/2022	Koopman, Jessica	0 QTR 3 2021-22	RVA INTERNET REIMBURSEMENT	90.00	99 E 600 358 221200 360	05/04/2022
				Totals for Koopman, Jessica	90.00		
177112	05/04/2022	Kosobucki, Nickolas	0 QTR 3 2021-22	RVA INTERNET REIMBURSEMENT	90.00	99 E 600 358 221200 360	05/04/2022
				Totals for Kosobucki, Nickolas	90.00		
177113	05/04/2022	Kosobucki, Scott	0 QTR 3 2021-22	RVA INTERNET REIMBURSEMENT	90.00	99 E 600 358 221200 360	05/04/2022
				Totals for Kosobucki, Scott	90.00		
177114	05/04/2022	Kowalski, Lisa	0 QTR 3 2021-22	RVA INTERNET REIMBURSEMENT	90.00	99 E 600 358 221200 360	05/04/2022
				Totals for Kowalski, Lisa	90.00		
177115	05/04/2022	Kozial, Melanie	0 QTR 3 2021-22	RVA INTERNET REIMBURSEMENT	90.00	99 E 600 358 221200 360	05/04/2022
				Totals for Kozial, Melanie	90.00		
177116	05/04/2022	Krajewski, Dan	0 QTR 3 2021-22	RVA INTERNET REIMBURSEMENT	90.00	99 E 600 358 221200 360	05/04/2022
				Totals for Krajewski, Dan	90.00		
177117	05/04/2022	Krasovich, Christina	0 QTR 3 2021-22	RVA INTERNET REIMBURSEMENT	90.00	99 E 600 358 221200 360	05/04/2022
				Totals for Krasovich, Christina	90.00		
177118	05/04/2022	Kress, Tara	0 QTR 3 2021-22	RVA INTERNET REIMBURSEMENT	90.00	99 E 600 358 221200 360	05/04/2022
				Totals for Kress, Tara	90.00		
177119	05/04/2022	Kroening, Josh	0 QTR 3 2021-22	RVA INTERNET REIMBURSEMENT	90.00	99 E 600 358 221200 360	05/04/2022
				Totals for Kroening, Josh	90.00		
177120	05/04/2022	Krueger, Kristina	0 QTR 3 2021-22	RVA INTERNET REIMBURSEMENT	90.00	99 E 600 358 221200 360	05/04/2022

CHECK #	CHECK DATE	VENDOR	PO INVOICE #	DESCRIPTION	CHECK AMOUNT	ACCOUNT	POST DATE
			NUMBER			NUMBER	
				Totals for Krueger, Kristina	90.00		
177121	05/04/2022	Kuck, Julie	0 QTR 3 2021-22	RVA INTERNET REIMBURSEMENT	90.00	99 E 600 358 221200 360	05/04/2022
				Totals for Kuck, Julie	90.00		
177122	05/04/2022	Kuckkan, Rebecca	0 QTR 3 2021-22	RVA INTERNET REIMBURSEMENT	90.00	99 E 600 358 221200 360	05/04/2022
				Totals for Kuckkan, Rebecca	90.00		
177123	05/04/2022	Kuhiwczak, Marzena	0 QTR 3 2021-22	RVA INTERNET REIMBURSEMENT	90.00	99 E 600 358 221200 360	05/04/2022
				Totals for Kuhiwczak, Marzena	90.00		
177124	05/04/2022	Kuhlman, Erin	0 QTR 3 2021-22	RVA INTERNET REIMBURSEMENT	90.00	99 E 600 358 221200 360	05/04/2022
				Totals for Kuhlman, Erin	90.00		
177125	05/04/2022	Kuhtz, Candice	0 QTR 3 2021-22	RVA INTERNET REIMBURSEMENT	90.00	99 E 600 358 221200 360	05/04/2022
				Totals for Kuhtz, Candice	90.00		
177126	05/04/2022	Kuhtz, Kelly	0 QTR 3 2021-22	RVA INTERNET REIMBURSEMENT	90.00	99 E 600 358 221200 360	05/04/2022
				Totals for Kuhtz, Kelly	90.00		
177127	05/04/2022	Kummer, Stephanie	0 QTR 3 2021-22	RVA INTERNET REIMBURSEMENT	90.00	99 E 600 358 221200 360	05/04/2022
				Totals for Kummer, Stephanie	90.00		
177128	05/04/2022	Kurzynski, Kim	0 QTR 3 2021-22	RVA INTERNET REIMBURSEMENT	90.00	99 E 600 358 221200 360	05/04/2022
				Totals for Kurzynski, Kim	90.00		
177129	05/04/2022	Kusik, Melissa	0 QTR 3 2021-22	RVA INTERNET REIMBURSEMENT	90.00	99 E 600 358 221200 360	05/04/2022
				Totals for Kusik, Melissa	90.00		
177130	05/04/2022	Kysely, Christine	0 QTR 3 2021-22	RVA INTERNET REIMBURSEMENT	90.00	99 E 600 358 221200 360	05/04/2022
				Totals for Kysely, Christine	90.00		
177131	05/04/2022	Laabs, Shamla	0 QTR 3 2021-22	RVA INTERNET REIMBURSEMENT	90.00	99 E 600 358 221200 360	05/04/2022
				Totals for Laabs, Shamla	90.00		
177132	05/04/2022	LaBelle, Kimberly	0 QTR 3 2021-22	RVA INTERNET REIMBURSEMENT	90.00	99 E 600 358 221200 360	05/04/2022
				Totals for LaBelle, Kimberly	90.00		
177133	05/04/2022	Ladika, Melissa	0 QTR 3 2021-22	RVA INTERNET REIMBURSEMENT	90.00	99 E 600 358 221200 360	05/04/2022
				Totals for Ladika, Melissa	90.00		
177134	05/04/2022	Abel, Brian	0 REIMBURSE	RVA VAN GAS/PARKING	105.00	99 E 600 342 221200 360	05/04/2022
				Totals for Abel, Brian	105.00		
177135	05/04/2022	Anderson, Aaron	0 REIMBURSE	RVA MILEAGE	82.56	99 E 600 342 221200 360	05/04/2022
				Totals for Anderson, Aaron	82.56		
177136	05/04/2022	Cherek, Keri	0 REIMBURSE	RVA MILEAGE	159.36	99 E 600 342 221200 360	05/04/2022
				Totals for Cherek, Keri	159.36		
177137	05/04/2022	Duwe, Josh	0 REIMBURSE	RVA EVENT PARKING/FLOWERS	17.98	99 E 600 411 221200 360	05/04/2022
177137	05/04/2022	Duwe, Josh	0 REIMBURSE	RVA EVENT PARKING/FLOWERS	15.00	99 E 600 342 221200 360	05/04/2022
				Totals for Duwe, Josh	32.98		
177138	05/04/2022	Ernster, Emily	0 REIMBURSE	RVA ROCKET EVENT SUPPLIES	79.98	99 E 600 411 221200 360	05/04/2022
				Totals for Ernster, Emily	79.98		
177139	05/04/2022	Giebel, Toni	0 REIMBURSE	RVA EVENT PARKING/MILEAGE	121.64	99 E 600 342 221200 360	05/04/2022

CHECK #	CHECK DATE	VENDOR	PO INVOICE #	DESCRIPTION	CHECK AMOUNT	ACCOUNT	POST DATE
			NUMBER			NUMBER	
Totals for Giebel, Toni					121.64		
177140	05/04/2022	Hostak, Bradley	0 REIMBURSE	RVA MILEAGE/HOTELS/POSTAGE	27.70	99 E 600 353 221200 360	05/04/2022
177140	05/04/2022	Hostak, Bradley	0 REIMBURSE	RVA MILEAGE/HOTELS/POSTAGE	220.85	99 E 600 342 221200 360	05/04/2022
Totals for Hostak, Bradley					248.55		
177141	05/04/2022	Logterman, Kari	0 REIMBURSE	RVA MILEAGE/POSTAGE	21.18	99 E 600 353 221200 360	05/04/2022
177141	05/04/2022	Logterman, Kari	0 REIMBURSE	RVA MILEAGE/POSTAGE	146.88	99 E 600 342 221200 360	05/04/2022
Totals for Logterman, Kari					168.06		
177142	05/04/2022	Murphy, Jessica	0 REIMBURSE	RVA MILEAGE/POSTAGE	12.16	99 E 600 353 221200 360	05/04/2022
177142	05/04/2022	Murphy, Jessica	0 REIMBURSE	RVA MILEAGE/POSTAGE	105.98	99 E 600 342 221200 360	05/04/2022
Totals for Murphy, Jessica					118.14		
177143	05/04/2022	Raasch, Kristen	0 REIMBURSE	RVA SKYWARD CONFERENCE FOOD	29.84	99 E 600 342 221200 360	05/04/2022
Totals for Raasch, Kristen					29.84		
177144	05/04/2022	Raddenbach, Wendy	0 REIMBURSE	RVA MILEAGE	122.88	99 E 600 342 221200 360	05/04/2022
Totals for Raddenbach, Wendy					122.88		
177145	05/04/2022	Reilly, Alison	0 REIMBURSE	RVA MILEAGE	69.12	99 E 600 342 221200 360	05/04/2022
Totals for Reilly, Alison					69.12		
177146	05/04/2022	Sisneros, Leigh	0 REIMBURSE	RVA MILEAGE	447.36	99 E 600 342 221200 360	05/04/2022
Totals for Sisneros, Leigh					447.36		
177147	05/04/2022	Stinson, Heather	0 REIMBURSE	RVA MILEAGE	59.04	99 E 600 342 221200 360	05/04/2022
177147	05/04/2022	Stinson, Heather	0 REIMBURSE	RVA EVENT MILEAGE/PARKING	108.31	99 E 600 342 221200 360	05/04/2022
Totals for Stinson, Heather					167.35		
177148	05/05/2022	Baker, Ty	0 5/5/22	BOYS JV2 BASEBALL VS STRATFORD	90.00	10 E 400 310 162000 963	05/05/2022
Totals for Baker, Ty					90.00		
177149	05/05/2022	Brooks, D Tran	0 5/5/22	BOYS JV2 BASEBALL VS STRATFORD	90.00	10 E 400 310 162000 963	05/05/2022
Totals for Brooks, D Tran					90.00		
177150	05/05/2022	Bub, Michael	0 5/5/22	MAMS BOYS TRACK INVITE	100.00	80 E 200 310 393000 967	05/05/2022
Totals for Bub, Michael					100.00		
177151	05/05/2022	Drewek, David	0 5/5/22	BOYS VARSITY BASEBALL VS STRATFORD	120.00	10 E 400 310 162000 963	05/05/2022
Totals for Drewek, David					120.00		
177152	05/05/2022	Eisenman, Louie	0 5/5/22	BOYS VARSITY BASEBALL VS STRATFORD	90.00	10 E 400 310 162000 963	05/05/2022
Totals for Eisenman, Louie					90.00		
177153	05/05/2022	Hagen, Jim	0 5/5/22	BOYS JV BASEBALL VS STRATFORD	90.00	10 E 400 310 162000 963	05/05/2022
Totals for Hagen, Jim					90.00		
177154	05/05/2022	Rosemeyer, Jeffrey	0 5/5/22	BOYS JV BASEBALL VS STRATFORD	90.00	10 E 400 310 162000 963	05/05/2022
Totals for Rosemeyer, Jeffrey					90.00		
177155	05/05/2022	Wudi, Michael	0 5/5/22	MAMS BOYS TRACK INVITE	100.00	80 E 200 310 393000 967	05/05/2022
Totals for Wudi, Michael					100.00		
177156	05/05/2022	Aldo Leopold Foundation, Inc.	0 POSR1194	RVA RENTAL FOR MEETING	318.00	99 E 600 328 221200 360	05/05/2022
Totals for Aldo Leopold Foundation, Inc.					318.00		

CHECK #	CHECK DATE	VENDOR	PO	INVOICE #	DESCRIPTION	CHECK AMOUNT	ACCOUNT			POST DATE
							NUMBER	NUMBER	NUMBER	
177157	05/05/2022	All About Learning Press, Inc.	6002100394	911007	Student Intervention Materials	195.85	99 E 600 439 110000	360	05/05/2022	
177157	05/05/2022	All About Learning Press, Inc.	6002100395	911008	Reading Curriculum order	169.90	99 E 600 470 110000	360	05/05/2022	
177157	05/05/2022	All About Learning Press, Inc.	6002100402	911009	All About Reading Level 4	240.85	99 E 600 470 110000	360	05/05/2022	
177157	05/05/2022	All About Learning Press, Inc.	6002100422	911087	All About Spelling Level 3	57.90	99 E 600 439 110000	360	05/05/2022	
					Totals for All About Learning Press, Inc	664.50				
177158	05/05/2022	Charter Communications	0 0062442042722	8245 11 246 0062442:	RVA 4/27-5/26/22	44.91	99 E 600 360 295000	360	05/05/2022	
					Totals for Charter Communications	44.91				
177159	05/05/2022	Duwe, Josh	0 5/6/22		RVA PROM DJ	550.00	99 E 600 310 219000	360	05/05/2022	
					Totals for Duwe, Josh	550.00				
177160	05/05/2022	E-Therapy LLC	0 25503		SPEECH THERAPY \$187.50/PHYSICAL THERAPY \$487.50	487.50	27 E 600 360 218200	019	05/05/2022	
177160	05/05/2022	E-Therapy LLC	0 25503		SPEECH THERAPY \$187.50/PHYSICAL THERAPY \$487.50	187.50	27 E 600 360 218100	019	05/05/2022	
					Totals for E-Therapy LLC	675.00				
177161	05/05/2022	Evan-Moor	6002100376	INV342453	Writing Curriculum	14.98	99 E 600 360 295000	360	05/05/2022	
177161	05/05/2022	Evan-Moor	6002100377	INV342454	Math Curriculum	14.98	99 E 600 360 295000	360	05/05/2022	
177161	05/05/2022	Evan-Moor	6002100387	INV342455	S/SS material	97.94	99 E 600 470 110000	360	05/05/2022	
177161	05/05/2022	Evan-Moor	6002100393	INV342721	Social Studies curriculum order	24.98	99 E 600 470 110000	360	05/05/2022	
177161	05/05/2022	Evan-Moor	6002100397	INV342719	Language Arts Materials	87.96	99 E 600 439 110000	360	05/05/2022	
177161	05/05/2022	Evan-Moor	6002100398	INV342718	Math	52.97	99 E 600 439 110000	360	05/05/2022	
177161	05/05/2022	Evan-Moor	6002100399	INV342720	Science & Social Studies Curriculum	78.96	99 E 600 439 110000	360	05/05/2022	
					Totals for Evan-Moor	372.77				
177162	05/05/2022	Everyday Speech LLC	6002100426	027720	Software subscriptions for OT and Speech.	767.98	27 E 600 360 156600	019	05/05/2022	
					Totals for Everyday Speech LLC	767.98				
177163	05/05/2022	Heren, Andy	0 4/26/22		RVA LEVEL 1 ROCKET BUILDING PRESENTATION AND LAUNCH	100.00	99 E 600 310 221200	360	05/05/2022	
					Totals for Heren, Andy	100.00				
177166	05/05/2022	Logic of English	6002100369	SI-148233	Logic of English Essentials 1-7 Set and Essentials 1-7 Student Course	194.78	99 E 600 470 110000	360	05/05/2022	
177166	05/05/2022	Logic of English	6002100381	SI-148188	ELA Curriculum Order	49.99	99 E 600 360 110000	360	05/05/2022	
177166	05/05/2022	Logic of English	6002100381	SI-148864	ELA Curriculum Order	294.54	99 E 600 360 110000	360	05/05/2022	
177166	05/05/2022	Logic of English	6002100383	SI-148187	Student ELA order	74.99	99 E 600 470 110000	360	05/05/2022	
177166	05/05/2022	Logic of English	6002100383	SI-148191	Student ELA order	187.97	99 E 600 470 110000	360	05/05/2022	
177166	05/05/2022	Logic of English	6002100392	SI-148404	Phonogram cards	26.84	99 E 600 411 110000	360	05/05/2022	
177166	05/05/2022	Logic of English	6002100407	SI-149066	Logic of English Foundations A	74.99	99 E 600 470 110000	360	05/05/2022	

CHECK #	CHECK DATE	VENDOR	PO INVOICE #	DESCRIPTION	CHECK AMOUNT	ACCOUNT	POST DATE
			NUMBER			NUMBER	
				(Printed product and online)			
177166	05/05/2022	Logic of English	6002100407 SI-149067	Logic of English Foundations A	186.07	99 E 600 470 110000 360	05/05/2022
				(Printed product and online)			
177166	05/05/2022	Logic of English	6002100408 SI-149069	Logic of English Essentials 23-30	84.24	99 E 600 470 110000 360	05/05/2022
				(Set and Online Student Course)			
177166	05/05/2022	Logic of English	6002100408 SI-149070	Logic of English Essentials 23-30	49.99	99 E 600 470 110000 360	05/05/2022
				(Set and Online Student Course)			
177166	05/05/2022	Logic of English	6002100414 SI-149068	Logic of English Essentials 8-15	84.24	99 E 600 470 110000 360	05/05/2022
				Set			
177166	05/05/2022	Logic of English	6002100415 SI-149071	Logic of English Foundations A Set	186.07	99 E 600 470 110000 360	05/05/2022
				and Online Course - Manuscript			
177166	05/05/2022	Logic of English	6002100415 SI-149072	Logic of English Foundations A Set	74.99	99 E 600 470 110000 360	05/05/2022
				and Online Course - Manuscript			
177166	05/05/2022	Logic of English	6002100417 SI-149073	Logic of English Foundations D Set	105.20	99 E 600 439 110000 360	05/05/2022
				and Online			
177166	05/05/2022	Logic of English	6002100417 SI-149074	Logic of English Foundations D Set	74.99	99 E 600 439 110000 360	05/05/2022
				and Online			
177166	05/05/2022	Logic of English	6002100425 SI-149075	ELA Curriculum Order	294.54	99 E 600 470 110000 360	05/05/2022
177166	05/05/2022	Logic of English	6002100425 SI-149076	ELA Curriculum Order	49.99	99 E 600 470 110000 360	05/05/2022
				Totals for Logic of English	2,094.42		
177167	05/05/2022	Marshfield Book & Stationery	0 361324	PICK UP & DELIVERY OF FURNITURE	500.00	99 E 600 480 295000 360	05/05/2022
177167	05/05/2022	Marshfield Book & Stationery	6002100423 361291	Tables	2,188.00	99 E 600 440 235000 360	05/05/2022
177167	05/05/2022	Marshfield Book & Stationery	6002100424 361292	Office Work Station	6,387.00	99 E 600 480 295000 360	05/05/2022
				Totals for Marshfield Book & Stationery	9,075.00		
177168	05/05/2022	Nexgen English Online CO.	6002100428 22-05-001	EL curriculum - K-12	1,632.00	99 E 600 360 110000 360	05/05/2022
				Totals for Nexgen English Online CO.	1,632.00		
177169	05/05/2022	Sun Printing	0 128225	RVA EUR DISPLAY KIT - WELCOME	2,060.00	99 E 600 411 235000 360	05/05/2022
177169	05/05/2022	Sun Printing	0 128522	RVA STUDNET CATALOG/BROCHURE	535.61	99 E 600 411 235000 360	05/05/2022
				Totals for Sun Printing	2,595.61		
177170	05/05/2022	Technology Resource Advisors	6002100327 36823	Chromebook Warranty Coverage	22,400.00	99 E 600 360 295000 360	05/05/2022
177170	05/05/2022	Technology Resource Advisors	6002100350 36822	Chromebook Warranty Coverage	28,000.00	99 E 600 360 295000 360	05/05/2022
				Totals for Technology Resource Advisors	50,400.00		
177171	05/06/2022	Bender, Aaron	0 5/6/22	GIRLS VARSITY SOFTBALL VS MERRILL	110.00	10 E 400 310 162000 964	05/06/2022
				Totals for Bender, Aaron	110.00		
177172	05/06/2022	Bizjak, Christopher	0 5/6/22	GIRLS VARSITY SOCCER VS AMHERST	120.00	10 E 400 310 162000 965	05/06/2022
				Totals for Bizjak, Christopher	120.00		
177173	05/06/2022	Goessl, Glenn	0 5/6/22	GIRLS VARSITY SOFTBALL VS MERRILL	80.00	10 E 400 310 162000 964	05/06/2022
				Totals for Goessl, Glenn	80.00		
177174	05/06/2022	Lor, True	0 5/6/22	GIRLS VARSITY/JV SOCCER VS AMHERST	140.00	10 E 400 310 162000 965	05/06/2022

CHECK #	CHECK DATE	VENDOR	PO INVOICE #	DESCRIPTION	CHECK AMOUNT	ACCOUNT	POST DATE
			NUMBER			NUMBER	
				Totals for Lor, True	140.00		
177175	05/06/2022	Mach, Dennis	0 5/6/22	GIRLS JV SOFTBALL VS MERRILL	50.00	10 E 400 310 162000 964	05/06/2022
177175	05/06/2022	Mach, Dennis	0 5/6/22	GIRLS JV2 SOFTBALL VS MERRILL	80.00	10 E 400 310 162000 964	05/06/2022
				Totals for Mach, Dennis	130.00		
177176	05/06/2022	Schumann, David	0 5/6/22	GIRLS VARSITY SOCCER VS AMHERST	90.00	10 E 400 310 162000 965	05/06/2022
				Totals for Schumann, David	90.00		
177177	05/06/2022	Wenzel, Leon	0 5/6/22	GIRLS JV SOFTBALL VS MERRILL	50.00	10 E 400 310 162000 964	05/06/2022
177177	05/06/2022	Wenzel, Leon	0 5/6/22	GIRLS JV2 SOFTBALL VS MERRILL	50.00	10 E 400 310 162000 964	05/06/2022
				Totals for Wenzel, Leon	100.00		
177178	05/06/2022	Central Wisconsin Auto Parts	0 379088	SMALL ENGINES: VACUUM CAP/SLIDE TERMINAL	12.25	10 E 400 411 136000 000	05/06/2022
				Totals for Central Wisconsin Auto Parts	12.25		
177179	05/06/2022	Equal Right Division	0 APRIL 2022	WORK PERMITS: 3 TOTAL	22.50	21 E 400 310 240000 497	05/06/2022
				Totals for Equal Right Division	22.50		
177180	05/06/2022	Freedom Area Community Theatre	0 0018	MASH DRAMA: MONTH RENTAL OF AUDREY II PUPPETS	1,500.00	10 E 400 940 122600 000	05/06/2022
				Totals for Freedom Area Community Theatr	1,500.00		
177181	05/06/2022	Frese Frame Photography	0 117241	PROM COVERAGE AND COPYRIGHT RELEASE	100.00	21 E 400 411 120000 623	05/06/2022
				Totals for Frese Frame Photography	100.00		
177182	05/06/2022	Gilman High School	0 5/6/22	SOFTBALL FEE	200.00	10 E 400 940 162000 964	05/06/2022
				Totals for Gilman High School	200.00		
177183	05/06/2022	Gruny, Madison	0 2021-22	ART SHOW WINNER	50.00	21 E 400 411 120000 603	05/06/2022
				Totals for Gruny, Madison	50.00		
177184	05/06/2022	Hall's of Medford	0 317572	SMALL ENGINES SUPPLIES	66.62	10 E 400 411 136000 000	05/06/2022
				Totals for Hall's of Medford	66.62		
177185	05/06/2022	Huey's Hideaway Children's Mus	0 5/2-5/5/22	PRE-K FIELD TRIP	364.00	27 E 800 940 152000 347	05/06/2022
				Totals for Huey's Hideaway Children's Mu	364.00		
177186	05/06/2022	K & B Refrigeration	0 31825	MASH WALK IN COOLER REPAIR	179.95	50 E 800 324 257000 000	05/06/2022
				Totals for K & B Refrigeration	179.95		
177187	05/06/2022	Kloth, Megan	0 2021-22	ART SHOW WINNERS	50.00	21 E 400 411 120000 603	05/06/2022
				Totals for Kloth, Megan	50.00		
177188	05/06/2022	Medford Area Chamber Of Commer	0 5/6/22	25 GIFT CARDS IN AMOUNT OF \$25 EACH	625.00	10 E 800 411 231000 000	05/06/2022
				Totals for Medford Area Chamber Of Comme	625.00		
177189	05/06/2022	Merrill High School	0 5/6/22	MAMS TRACK FEE	80.00	80 E 200 940 393000 966	05/06/2022
177189	05/06/2022	Merrill High School	0 5/6/22	MAMS TRACK FEE	80.00	80 E 200 940 393000 967	05/06/2022
				Totals for Merrill High School	160.00		
177190	05/06/2022	Northwoods Embroidery & Screen	0 3657	MAMS 6TH GRADE SHIRTS	923.00	21 E 200 411 240000 267	05/06/2022

CHECK #	CHECK DATE	VENDOR	PO INVOICE #	DESCRIPTION	CHECK AMOUNT	ACCOUNT	POST DATE
			NUMBER			NUMBER	
				Totals for Northwoods Embroidery & Scree	923.00		
177191	05/06/2022	Paul, Bregan	0 2021-22	ART SHOW WINNERS	50.00	21 E 400 411 120000 603	05/06/2022
				Totals for Paul, Bregan	50.00		
177192	05/06/2022	Petty Cash	0 5/4/22	COINS FOR 1ST GRADE MONEY UNIT: \$20 QUARTERS, \$15 DIMES, \$10 NICKELS	45.00	10 E 100 411 110000 000	05/06/2022
				Totals for Petty Cash	45.00		
177193	05/06/2022	The Sports Page	0 30006	DRAMA CLUB PIZZA	197.32	21 E 400 411 120000 605	05/06/2022
				Totals for The Sports Page	197.32		
177194	05/06/2022	Whispering Pines Golf Course	0 5/7/22	GOLF FEE	125.00	10 E 400 940 162000 969	05/06/2022
				Totals for Whispering Pines Golf Course	125.00		
177195	05/09/2022	Brooks, D Tran	0 5/9/22	GIRLS JV2 SOFTBALL VS WAUSAU WEST	100.00	10 E 400 310 162000 964	05/09/2022
				Totals for Brooks, D Tran	100.00		
177196	05/09/2022	Wenzel, Leon	0 5/9/22	GIRLS JV2 SOFTBALL VS WAUSAU WEST	100.00	10 E 400 310 162000 964	05/09/2022
				Totals for Wenzel, Leon	100.00		
177200	05/09/2022	Amazon Capital Services	0	1PNL-HT SPED: STROLLERS AND NOTEBOOK	1,002.10	27 E 800 440 218200 341	05/09/2022
177200	05/09/2022	Amazon Capital Services	0	1PNL-HTY TITLE 1: INDEX CARDS, LAMINATING POUCHES, AND CARDSTOCK	70.36	10 E 800 411 122000 141	05/09/2022
177200	05/09/2022	Amazon Capital Services	0	1PNL-HTYJ MASH OFFICE: DICTIONARY	4.43	10 E 400 411 240000 000	05/09/2022
177200	05/09/2022	Amazon Capital Services	0	1PNL-HTYJ- MAES HOME RESOURCE: CANDY AND TOYS	142.01	21 E 100 411 240000 036	05/09/2022
177200	05/09/2022	Amazon Capital Services	0	1PNL-HTYJ-H MENTAL HEALTH GRANT: BOOKS	1,357.43	10 E 800 411 221200 297	05/09/2022
177200	05/09/2022	Amazon Capital Services	0	1PNL-HTYJ-HY MAES: SUPPLIES	681.00	10 E 100 411 110000 000	05/09/2022
177200	05/09/2022	Amazon Capital Services	0	1PNL-HTYJ-HYR6 PRESCHOOL: BOOKS	624.19	27 E 800 411 158700 347	05/09/2022
177200	05/09/2022	Amazon Capital Services	0	16K9-1NJ1-GJ6N ELL SUPPLIES	270.40	10 E 800 411 171000 000	05/09/2022
177200	05/09/2022	Amazon Capital Services	0	1GXJ-L4JQ-FHKF MASH OFFICE SUPPLIES	272.56	10 E 400 411 240000 000	05/09/2022
177200	05/09/2022	Amazon Capital Services	0	1GXJ-L4JQ-JN4R MASH GIRLS SOCCER SOCKS	120.65	10 E 400 420 162000 965	05/09/2022
177200	05/09/2022	Amazon Capital Services	0	1MKM-9JXJ-GWKX AG SUPPLIES	75.48	10 E 400 411 131000 000	05/09/2022
177200	05/09/2022	Amazon Capital Services	0	1MKM-9JXJ-JNQM PROM SUPPLIES	132.33	21 E 400 411 120000 623	05/09/2022
177200	05/09/2022	Amazon Capital Services	0	1N36-JMDC-K6T3 MASH TECH ED SUPPLIES	181.97	10 E 400 411 136000 000	05/09/2022
177200	05/09/2022	Amazon Capital Services	0	1PNL-HTYJ-HYR6 TC Dop: PEN ERASERS, PENCILS, TWEAK BOOK	125.55	80 E 800 411 390000 901	05/09/2022
177200	05/09/2022	Amazon Capital Services	0	1PNL-HTYJ-J6YJ CLC SUPPLIES	639.80	80 E 800 411 240000 740	05/09/2022
177200	05/09/2022	Amazon Capital Services	0	1PNL-HTYJ-JTV3 MASH HMV SUPPLIES	19.99	10 E 400 411 136000 000	05/09/2022
177200	05/09/2022	Amazon Capital Services	0	1R1H-RFYJ-9VTP MASH RAIDERS COMMITTED	68.44	21 E 400 411 240000 475	05/09/2022
177200	05/09/2022	Amazon Capital Services	0	1R1H-RFYJ-DMWM ART SUPPLIES	57.37	10 E 400 411 121000 000	05/09/2022
177200	05/09/2022	Amazon Capital Services	0	1VH6-JDXJ-MGVG MASH OFFICE SUPPLIES DICTIONARY	28.60	10 E 400 411 240000 000	05/09/2022
177200	05/09/2022	Amazon Capital Services	0	1WCF-4FNR-CWTR MASH BAND GLOVES	341.34	10 E 400 420 125500 000	05/09/2022
177200	05/09/2022	Amazon Capital Services	0	1XY6-4LKQ-N3VK MASH DRAMA SUPPLIES	8.97	10 E 400 411 122600 000	05/09/2022
177200	05/09/2022	Amazon Capital Services	0	1XY6-4LKQ-N4XD MASH POOL SUPPLIES	49.31	10 E 800 411 253000 000	05/09/2022

CHECK #	CHECK DATE	VENDOR	PO	INVOICE #	DESCRIPTION	CHECK AMOUNT	ACCOUNT				POST DATE		
				NUMBER			NUMBER						
177200	05/09/2022	Amazon Capital Services	1002100161	1VH6-JDXJ-KKNV	Storage Cart	89.00	10	E	101	411	110000	000	05/09/2022
177200	05/09/2022	Amazon Capital Services	1002100163	16MP-PHGL-HW36	Rulers - 2nd grade	21.98	10	E	101	411	110000	000	05/09/2022
177200	05/09/2022	Amazon Capital Services	3002100206	1N36-JMDC-HR37	Swim supplies for APE	71.94	27	E	800	411	159300	341	05/09/2022
177200	05/09/2022	Amazon Capital Services	3002100210	1VH6-JDXJ-DW7W	21-22 budget money. Classroom Allotment	194.03	10	E	100	411	110000	000	05/09/2022
177200	05/09/2022	Amazon Capital Services	3002100211	1N36-JMDC-H4FC	Classroom Allotment	179.74	10	E	100	411	110000	000	05/09/2022
177200	05/09/2022	Amazon Capital Services	4002100230	1R1H-RFYJ-ML4N	Safety Paddle Switch	27.97	10	E	400	411	136000	000	05/09/2022
177200	05/09/2022	Amazon Capital Services	6002100349	1N36-JMDC-CL1T	Student supplements for ID	36.32	99	E	600	411	110000	360	05/09/2022
177200	05/09/2022	Amazon Capital Services	6002100360	1LLW-HV9X-D6QD	Student order - ID curriculum	628.22	99	E	600	411	110000	360	05/09/2022
177200	05/09/2022	Amazon Capital Services	8002100199	1LLW-HV9X-HTLQ	Office Supplies	63.94	10	E	800	411	260000	000	05/09/2022
177200	05/09/2022	Amazon Capital Services	9002100224	1R1H-RFYJ-H4WV	general supplies	96.00	27	E	800	411	158700	341	05/09/2022
177200	05/09/2022	Amazon Capital Services	9002100226	16MP-PHGL-HFF4	Items to support students with special needs in disability programming	39.98	27	E	800	411	158700	341	05/09/2022
177200	05/09/2022	Amazon Capital Services	9002100227	1R1H-RFYJ-G3XW	Items to support students with special needs in disability programming	34.87	27	E	800	411	158700	341	05/09/2022
177200	05/09/2022	Amazon Capital Services	9002100228	16MP-PHGL-HCDC	Classroom supplies at MASH	105.99	27	E	800	411	158700	341	05/09/2022
177200	05/09/2022	Amazon Capital Services	9002100232	1R1H-RFYJ-LLLR	Items to support students with special needs in disability programming	33.69	27	E	800	411	158700	341	05/09/2022
177200	05/09/2022	Amazon Capital Services	9002100233	1VH6-JDXJ-M763	3-2-22	216.10	27	E	800	411	158700	341	05/09/2022
177200	05/09/2022	Amazon Capital Services	9002100234	1VH6-JDXJ-FNJJ	Powder Free Vinyl Disposable Plastic Gloves	154.83	27	E	800	411	158700	341	05/09/2022
					Totals for Amazon Capital Services	8,268.88							
177203	05/10/2022	Klingbeil Lumber Company	0	2204-260670	Hardware	21.98	10	E	400	411	136000	000	05/10/2022
177203	05/10/2022	Klingbeil Lumber Company	0	2204-260678	Fasteners	4.00	10	E	400	411	136000	000	05/10/2022
177203	05/10/2022	Klingbeil Lumber Company	0	2204-261541	Mounting Strips	18.35	10	E	200	411	253000	000	05/10/2022
177203	05/10/2022	Klingbeil Lumber Company	0	2204-261556	HMV	32.39	10	E	400	411	136000	000	05/10/2022
177203	05/10/2022	Klingbeil Lumber Company	0	2204-261998	Tape measure/gloves	360.83	21	E	400	411	120000	613	05/10/2022
177203	05/10/2022	Klingbeil Lumber Company	0	2204-262477	Metal Detector rental	5.50	10	E	400	325	240000	000	05/10/2022
177203	05/10/2022	Klingbeil Lumber Company	0	2204-262641	Outdoor Ext Cord/cable Ties/Caulk	67.94	10	E	100	411	253000	000	05/10/2022
177203	05/10/2022	Klingbeil Lumber Company	0	2204-262818	Fasteners	5.04	10	E	400	411	253000	000	05/10/2022
177203	05/10/2022	Klingbeil Lumber Company	0	2204-264096	Plumbing Supplies	17.52	10	E	400	411	253000	000	05/10/2022
177203	05/10/2022	Klingbeil Lumber Company	0	2204-264146	Plumbing Supplies	10.37	10	E	400	411	253000	000	05/10/2022
177203	05/10/2022	Klingbeil Lumber Company	0	2204-264285	Plumbing Supplies	13.99	10	E	400	411	253000	000	05/10/2022
177203	05/10/2022	Klingbeil Lumber Company	0	2204-264942	Shipping	10.77	10	E	800	353	260000	000	05/10/2022
177203	05/10/2022	Klingbeil Lumber Company	0	2204-265143	Paint Sprayer Repair	202.98	10	E	400	324	254490	000	05/10/2022
177203	05/10/2022	Klingbeil Lumber Company	0	2204-265149	Shop Supplies	14.99	10	E	400	411	136000	000	05/10/2022



CHECK #	CHECK DATE	VENDOR	PO INVOICE #	DESCRIPTION	CHECK AMOUNT	ACCOUNT	POST DATE
			NUMBER			NUMBER	
177203	05/10/2022	Klingbeil Lumber Company	0 2204-265224	Shipping	20.20	10 E 800 353 260000 000	05/10/2022
177203	05/10/2022	Klingbeil Lumber Company	0 2204-265347	Small Engines	9.75	10 E 400 411 136000 000	05/10/2022
177203	05/10/2022	Klingbeil Lumber Company	0 2204-265543	Reflective Tape	9.18	10 E 400 411 253000 000	05/10/2022
177203	05/10/2022	Klingbeil Lumber Company	0 2204-265809	HMV	14.99	10 E 400 411 136000 000	05/10/2022
177203	05/10/2022	Klingbeil Lumber Company	2002100122 2204-261733	open po	179.95	10 E 200 411 136000 000	05/10/2022
177203	05/10/2022	Klingbeil Lumber Company	2002100122 2204-265305	open po	72.53	10 E 200 411 136000 000	05/10/2022
177203	05/10/2022	Klingbeil Lumber Company	4002100157 2204-260662	Building materials	75.98	10 E 400 411 122600 000	05/10/2022
177203	05/10/2022	Klingbeil Lumber Company	4002100157 2204-261064	Building materials	41.96	10 E 400 411 122600 000	05/10/2022
177203	05/10/2022	Klingbeil Lumber Company	4002100157 2204-262467	Building materials	1.90	10 E 400 411 122600 000	05/10/2022
177203	05/10/2022	Klingbeil Lumber Company	4002100157 2204-264073	Building materials	81.97	10 E 400 411 122600 000	05/10/2022
177203	05/10/2022	Klingbeil Lumber Company	4002100157 2204-264366	Building materials	6.08	10 E 400 411 122600 000	05/10/2022
177203	05/10/2022	Klingbeil Lumber Company	4002100157 2204-266791	Building materials	5.39	10 E 400 411 122600 000	05/10/2022
177203	05/10/2022	Klingbeil Lumber Company	4002100172 2204-260757	Open OP	77.41	10 E 400 411 136000 000	05/10/2022
177203	05/10/2022	Klingbeil Lumber Company	4002100172 2204-261580	Open OP	54.50	10 E 400 411 136000 000	05/10/2022
177203	05/10/2022	Klingbeil Lumber Company	4002100172 2204-264402	Open OP	84.98	10 E 400 411 136000 000	05/10/2022
177203	05/10/2022	Klingbeil Lumber Company	4002100200 2204-261819	Classroom Materials	34.99	10 E 400 411 131000 000	05/10/2022
177203	05/10/2022	Klingbeil Lumber Company	4002100200 2204-265017	Classroom Materials	14.38	10 E 400 411 131000 000	05/10/2022
177203	05/10/2022	Klingbeil Lumber Company	4002100200 2204-265389	Classroom Materials	27.99	10 E 400 411 131000 000	05/10/2022
177203	05/10/2022	Klingbeil Lumber Company	4002100218 2204-265440	Open PO for Klingbeil - Art Department	35.91	10 E 400 411 121000 000	05/10/2022
177203	05/10/2022	Klingbeil Lumber Company	4002100218 2204-265549	Open PO for Klingbeil - Art Department	45.90	10 E 400 411 121000 000	05/10/2022
Totals for Klingbeil Lumber Company					1,682.59		
177207	05/10/2022	Medford Cooperative Inc	0 1583	Milk/pretzels	68.31	21 E 400 411 240000 444	05/10/2022
177207	05/10/2022	Medford Cooperative Inc	0 19719	Plumbing Supplies	2.98	10 E 400 411 136000 000	05/10/2022
177207	05/10/2022	Medford Cooperative Inc	0 19741	12V Battery	26.99	10 E 200 411 253000 000	05/10/2022
177207	05/10/2022	Medford Cooperative Inc	0 19748	Fasteners/Ball Joints	48.84	10 E 400 411 136000 000	05/10/2022
177207	05/10/2022	Medford Cooperative Inc	0 19775	Fridge Clip	9.98	10 E 200 411 253000 000	05/10/2022
177207	05/10/2022	Medford Cooperative Inc	0 19785	Fasteners	0.99	10 E 400 411 136000 000	05/10/2022
177207	05/10/2022	Medford Cooperative Inc	0 19983	Rambler Cups	80.00	21 E 400 411 240000 475	05/10/2022
177207	05/10/2022	Medford Cooperative Inc	0 20070	Fridge Clip	9.98	10 E 200 411 253000 000	05/10/2022
177207	05/10/2022	Medford Cooperative Inc	0 2051	Distilled Water	4.76	10 E 200 411 253000 000	05/10/2022
177207	05/10/2022	Medford Cooperative Inc	0 2913	Supplies	23.79	21 E 200 411 240000 272	05/10/2022
177207	05/10/2022	Medford Cooperative Inc	0 3065	Raider Cafe	17.96	21 E 400 411 240000 411	05/10/2022
177207	05/10/2022	Medford Cooperative Inc	0 3340	Snacks	3.99	21 E 400 411 120000 605	05/10/2022
177207	05/10/2022	Medford Cooperative Inc	0 3536	MASH Science Olympiad	40.88	10 E 800 415 172000 000	05/10/2022
177207	05/10/2022	Medford Cooperative Inc	0 3612	Snacks	19.20	21 E 400 411 120000 605	05/10/2022
177207	05/10/2022	Medford Cooperative Inc	0 3666	Student Rewards	45.12	27 E 800 411 158700 341	05/10/2022
177207	05/10/2022	Medford Cooperative Inc	0 4507	Beverages/Coffee Creamer	481.22	21 E 400 411 240000 411	05/10/2022

CHECK #	CHECK DATE	VENDOR	PO INVOICE #	DESCRIPTION	CHECK AMOUNT	ACCOUNT	POST DATE
			NUMBER			NUMBER	
177207	05/10/2022	Medford Cooperative Inc	0 5265	Water/Soda	141.88	21 E 200 411 240000 272	05/10/2022
177207	05/10/2022	Medford Cooperative Inc	0 5268633	Feed/Lime/Shavings	353.64	21 E 400 411 240000 403	05/10/2022
177207	05/10/2022	Medford Cooperative Inc	0 5268814	Shavings	53.10	21 E 400 411 240000 403	05/10/2022
177207	05/10/2022	Medford Cooperative Inc	0 5268981	Shavings/Chicken Feed	189.28	21 E 400 411 240000 403	05/10/2022
177207	05/10/2022	Medford Cooperative Inc	0 5306	Beverages/Coffee Creamer	272.72	21 E 400 411 240000 411	05/10/2022
177207	05/10/2022	Medford Cooperative Inc	0 7665	Snacks	53.28	21 E 400 411 120000 605	05/10/2022
177207	05/10/2022	Medford Cooperative Inc	0 8136	Snacks/Supplies	35.46	21 E 400 411 120000 605	05/10/2022
177207	05/10/2022	Medford Cooperative Inc	2002100134 3067	open po	16.83	10 E 205 411 110000 000	05/10/2022
177207	05/10/2022	Medford Cooperative Inc	2002100134 9239	open po	28.38	10 E 205 411 110000 000	05/10/2022
177207	05/10/2022	Medford Cooperative Inc	2002100154 8712	open po	14.93	10 E 200 411 110000 000	05/10/2022
177207	05/10/2022	Medford Cooperative Inc	2002100163 8621	open po	19.16	10 E 200 411 126000 000	05/10/2022
177207	05/10/2022	Medford Cooperative Inc	2002100174 8904	open po	48.16	10 E 200 411 135000 000	05/10/2022
177207	05/10/2022	Medford Cooperative Inc	3002100101 3206	open po	15.25	10 E 100 411 110000 000	05/10/2022
177207	05/10/2022	Medford Cooperative Inc	3002100101 8855	open po	85.46	10 E 100 411 110000 000	05/10/2022
177207	05/10/2022	Medford Cooperative Inc	3002100136 4637	open PO	34.71	10 E 100 411 110000 000	05/10/2022
177207	05/10/2022	Medford Cooperative Inc	3002100136 5292	open PO	28.27	10 E 100 411 110000 000	05/10/2022
177207	05/10/2022	Medford Cooperative Inc	4002100108 3045	open po	0.86-	10 E 400 411 135000 000	05/10/2022
177207	05/10/2022	Medford Cooperative Inc	4002100108 5340	open po	116.08	10 E 400 411 135000 000	05/10/2022
177207	05/10/2022	Medford Cooperative Inc	4002100108 6889	open po	140.48	10 E 400 411 135000 000	05/10/2022
177207	05/10/2022	Medford Cooperative Inc	4002100108 8232	open po	68.30	10 E 400 411 135000 000	05/10/2022
177207	05/10/2022	Medford Cooperative Inc	4002100196 2671	Classroom Materials	65.02	10 E 400 411 131000 000	05/10/2022
177207	05/10/2022	Medford Cooperative Inc	4002100196 7874	Classroom Materials	126.25	10 E 400 411 131000 000	05/10/2022
177207	05/10/2022	Medford Cooperative Inc	4002100219 5396	Open PO for County Market - Art Department	26.07	10 E 400 411 121000 000	05/10/2022
177207	05/10/2022	Medford Cooperative Inc	4002100226 6476	Blanket PO for MASH Science Department	77.90	10 E 400 411 126000 000	05/10/2022
177207	05/10/2022	Medford Cooperative Inc	9002100102 9157	Open PO	23.18	27 E 800 411 158700 341	05/10/2022
177207	05/10/2022	Medford Cooperative Inc	9002100104 8065	DAILE	29.51	27 E 800 411 218100 341	05/10/2022
177207	05/10/2022	Medford Cooperative Inc	9002100139 19984	County Market	7.59	27 E 800 411 158700 341	05/10/2022
177207	05/10/2022	Medford Cooperative Inc	9002100139 6578	County Market	25.75	27 E 800 411 158700 341	05/10/2022
177207	05/10/2022	Medford Cooperative Inc	9002100139 7715	County Market	59.99	27 E 800 411 158700 341	05/10/2022
177207	05/10/2022	Medford Cooperative Inc	9002100203 9699	Items to support students in special needs programming.	19.51	27 E 800 411 158700 341	05/10/2022
177207	05/10/2022	Medford Cooperative Inc	9002100221 9299	Open PO	31.51	27 E 800 411 158700 341	05/10/2022
				Totals for Medford Cooperative Inc	3,071.82		
177208	05/10/2022	Reinhart, Andrea	0 FOOD SERVICE	REFUND	30.20	50 R 800 251 257000 000	05/10/2022
				Totals for Reinhart, Andrea	30.20		
177209	05/10/2022	LaFaive, Erin	0 QTR 3 2021-22	RVA INTERNET REIMBURSEMENT	90.00	99 E 600 358 221200 360	05/10/2022
				Totals for LaFaive, Erin	90.00		

CHECK #	CHECK DATE	VENDOR	PO	INVOICE #	DESCRIPTION	CHECK AMOUNT	ACCOUNT	POST DATE
			NUMBER	NUMBER		NUMBER		
177210	05/10/2022	Laing, Misty	0	QTR 3 2021-22	RVA INTERNET REIMBURSEMENT	90.00	99 E 600 358 221200 360	05/10/2022
					Totals for Laing, Misty	90.00		
177211	05/10/2022	LaJoice, Jill	0	QTR 3 2021-22	RVA INTERNET REIMBURSEMENT	90.00	99 E 600 358 221200 360	05/10/2022
					Totals for LaJoice, Jill	90.00		
177212	05/10/2022	Lampkins, Kendal	0	QTR 3 2021-22	RVA INTERNET REIMBURSEMENT	90.00	99 E 600 358 221200 360	05/10/2022
					Totals for Lampkins, Kendal	90.00		
177213	05/10/2022	Lange, Jasmine	0	QTR 3 2021-22	RVA INTERNET REIMBURSEMENT	90.00	99 E 600 358 221200 360	05/10/2022
					Totals for Lange, Jasmine	90.00		
177214	05/10/2022	Lange, Sarah	0	QTR 3 2021-22	RVA INTERNET REIMBURSEMENT	90.00	99 E 600 358 221200 360	05/10/2022
					Totals for Lange, Sarah	90.00		
177215	05/10/2022	Langjahr, Kay	0	QTR 3 2021-22	RVA INTERNET REIMBURSEMENT	90.00	99 E 600 358 221200 360	05/10/2022
					Totals for Langjahr, Kay	90.00		
177216	05/10/2022	Lapham, Katrina	0	QTR 3 2021-22	RVA INTERNET REIMBURSEMENT	90.00	99 E 600 358 221200 360	05/10/2022
					Totals for Lapham, Katrina	90.00		
177217	05/10/2022	Larson, Elizabeth	0	QTR 3 2021-22	RVA INTERNET REIMBURSEMENT	90.00	99 E 600 358 221200 360	05/10/2022
					Totals for Larson, Elizabeth	90.00		
177218	05/10/2022	Larson, Martha	0	QTR 3 2021-22	RVA INTERNET REIMBURSEMENT	90.00	99 E 600 358 221200 360	05/10/2022
					Totals for Larson, Martha	90.00		
177219	05/10/2022	Lavin-Davis, Michelle	0	QTR 3 2021-22	RVA INTERNET REIMBURSEMENT	90.00	99 E 600 358 221200 360	05/10/2022
					Totals for Lavin-Davis, Michelle	90.00		
177220	05/10/2022	Le Voy, Leigh	0	QTR 3 2021-22	RVA INTERNET REIMBURSEMENT	90.00	99 E 600 358 221200 360	05/10/2022
					Totals for Le Voy, Leigh	90.00		
177221	05/10/2022	Leffel, Stacy	0	QTR 3 2021-22	RVA INTERNET REIMBURSEMENT	90.00	99 E 600 358 221200 360	05/10/2022
					Totals for Leffel, Stacy	90.00		
177222	05/10/2022	Legg, Caroline	0	QTR 3 2021-22	RVA INTERNET REIMBURSEMENT	90.00	99 E 600 358 221200 360	05/10/2022
					Totals for Legg, Caroline	90.00		
177223	05/10/2022	Leiby, Tara	0	QTR 3 2021-22	RVA INTERNET REIMBURSEMENT	90.00	99 E 600 358 221200 360	05/10/2022
					Totals for Leiby, Tara	90.00		
177224	05/10/2022	Leischer, Tabitha	0	QTR 3 2021-22	RVA INTERNET REIMBURSEMENT	90.00	99 E 600 358 221200 360	05/10/2022
					Totals for Leischer, Tabitha	90.00		
177225	05/10/2022	Lennartz, Jennifer	0	QTR 3 2021-22	RVA INTERNET REIMBURSEMENT	90.00	99 E 600 358 221200 360	05/10/2022
					Totals for Lennartz, Jennifer	90.00		
177226	05/10/2022	Lenz, Patricia	0	QTR 3 2021-22	RVA INTERNET REIMBURSEMENT	90.00	99 E 600 358 221200 360	05/10/2022
					Totals for Lenz, Patricia	90.00		
177227	05/10/2022	Leonhardt, Jennifer	0	QTR 3 2021-22	RVA INTERNET REIMBURSEMENT	90.00	99 E 600 358 221200 360	05/10/2022
					Totals for Leonhardt, Jennifer	90.00		
177228	05/10/2022	Lester, Darla	0	QTR 3 2021-22	RVA INTERNET REIMBURSEMENT	90.00	99 E 600 358 221200 360	05/10/2022
					Totals for Lester, Darla	90.00		
177229	05/10/2022	Lester, Sarah	0	QTR 3 2021-22	RVA INTERNET REIMBURSEMENT	90.00	99 E 600 358 221200 360	05/10/2022

CHECK #	CHECK DATE	VENDOR	PO NUMBER	INVOICE #	DESCRIPTION	CHECK AMOUNT	ACCOUNT		POST DATE
								NUMBER	
					Totals for Lester, Sarah	90.00			
177230	05/10/2022	Lester, Shanda	0	QTR 3 2021-22	RVA INTERNET REIMBURSEMENT	90.00	99 E 600 358 221200 360		05/10/2022
					Totals for Lester, Shanda	90.00			
177231	05/10/2022	Lewis, Mary	0	QTR 3 2021-22	RVA INTERNET REIMBURSEMENT	90.00	99 E 600 358 221200 360		05/10/2022
					Totals for Lewis, Mary	90.00			
177232	05/10/2022	Lewis, Michaela	0	QTR 3 2021-22	RVA INTERNET REIMBURSEMENT	90.00	99 E 600 358 221200 360		05/10/2022
					Totals for Lewis, Michaela	90.00			
177233	05/10/2022	Lieske, Patricia	0	QTR 3 2021-22	RVA INTERNET REIMBURSEMENT	90.00	99 E 600 358 221200 360		05/10/2022
					Totals for Lieske, Patricia	90.00			
177234	05/10/2022	Ligman, Dianne	0	QTR 3 2021-22	RVA INTERNET REIMBURSEMENT	90.00	99 E 600 358 221200 360		05/10/2022
					Totals for Ligman, Dianne	90.00			
177235	05/10/2022	Linaker, Kathleen PHD	0	QTR 3 2021-22	RVA INTERNET REIMBURSEMENT	90.00	99 E 600 358 221200 360		05/10/2022
					Totals for Linaker, Kathleen PHD	90.00			
177236	05/10/2022	Lind, Olaf	0	QTR 3 2021-22	RVA INTERNET REIMBURSEMENT	90.00	99 E 600 358 221200 360		05/10/2022
					Totals for Lind, Olaf	90.00			
177237	05/10/2022	Lisko, Dawn	0	QTR 3 2021-22	RVA INTERNET REIMBURSEMENT	90.00	99 E 600 358 221200 360		05/10/2022
					Totals for Lisko, Dawn	90.00			
177238	05/10/2022	Lokken, Lori	0	QTR 3 2021-22	RVA INTERNET REIMBURSEMENT	90.00	99 E 600 358 221200 360		05/10/2022
					Totals for Lokken, Lori	90.00			
177239	05/10/2022	Loos, Kari	0	QTR 3 2021-22	RVA INTERNET REIMBURSEMENT	90.00	99 E 600 358 221200 360		05/10/2022
					Totals for Loos, Kari	90.00			
177240	05/10/2022	Loppnow, Jessica	0	QTR 3 2021-22	RVA INTERNET REIMBURSEMENT	90.00	99 E 600 358 221200 360		05/10/2022
					Totals for Loppnow, Jessica	90.00			
177241	05/10/2022	Mabie, Rebecca	0	QTR 3 2021-22	RVA INTERNET REIMBURSEMENT	90.00	99 E 600 358 221200 360		05/10/2022
					Totals for Mabie, Rebecca	90.00			
177242	05/10/2022	Maday, Paula	0	QTR 3 2021-22	RVA INTERNET REIMBURSEMENT	90.00	99 E 600 358 221200 360		05/10/2022
					Totals for Maday, Paula	90.00			
177243	05/10/2022	Maki, Patty	0	QTR 3 2021-22	RVA INTERNET REIMBURSEMENT	90.00	99 E 600 358 221200 360		05/10/2022
					Totals for Maki, Patty	90.00			
177244	05/10/2022	Malich, Ann	0	QTR 3 2021-22	RVA INTERNET REIMBURSEMENT	90.00	99 E 600 358 221200 360		05/10/2022
					Totals for Malich, Ann	90.00			
177245	05/10/2022	Malone, Crystal	0	QTR 3 2021-22	RVA INTERNET REIMBURSEMENT	90.00	99 E 600 358 221200 360		05/10/2022
					Totals for Malone, Crystal	90.00			
177246	05/10/2022	Manke, Ginny	0	QTR 3 2021-22	RVA INTERNET REIMBURSEMENT	90.00	99 E 600 358 221200 360		05/10/2022
					Totals for Manke, Ginny	90.00			
177247	05/10/2022	Mann, Rebecca	0	QTR 3 2021-22	RVA INTERNET REIMBURSEMENT	90.00	99 E 600 358 221200 360		05/10/2022
					Totals for Mann, Rebecca	90.00			
177248	05/10/2022	Manning, Mary	0	QTR 3 2021-22	RVA INTERNET REIMBURSEMENT	90.00	99 E 600 358 221200 360		05/10/2022
					Totals for Manning, Mary	90.00			

CHECK #	CHECK DATE	VENDOR	PO	INVOICE #	DESCRIPTION	CHECK	AMOUNT	ACCOUNT	POST DATE
			NUMBER	NUMBER		NUMBER			
177249	05/10/2022	Markowicz, Cassandra	0	QTR 3 2021-22	RVA INTERNET REIMBURSEMENT	90.00	99 E 600 358 221200 360	05/10/2022	
					Totals for Markowicz, Cassandra	90.00			
177250	05/10/2022	Martens, Deanna	0	QTR 3 2021-22	RVA INTERNET REIMBURSEMENT	90.00	99 E 600 358 221200 360	05/10/2022	
					Totals for Martens, Deanna	90.00			
177251	05/10/2022	Martin, Erin	0	QTR 3 2021-22	RVA INTERNET REIMBURSEMENT	90.00	99 E 600 358 221200 360	05/10/2022	
					Totals for Martin, Erin	90.00			
177252	05/10/2022	Martinez, Kimberly	0	QTR 3 2021-22	RVA INTERNET REIMBURSEMENT	90.00	99 E 600 358 221200 360	05/10/2022	
					Totals for Martinez, Kimberly	90.00			
177253	05/10/2022	Marti, Melissa	0	QTR 3 2021-22	RVA INTERNET REIMBURSEMENT	90.00	99 E 600 358 221200 360	05/10/2022	
					Totals for Marti, Melissa	90.00			
177254	05/10/2022	Masarik, Sarah	0	QTR 3 2021-22	RVA INTERNET REIMBURSEMENT	90.00	99 E 600 358 221200 360	05/10/2022	
					Totals for Masarik, Sarah	90.00			
177255	05/10/2022	Mattice, Amanda	0	QTR 3 2021-22	RVA INTERNET REIMBURSEMENT	90.00	99 E 600 358 221200 360	05/10/2022	
					Totals for Mattice, Amanda	90.00			
177256	05/10/2022	Maus, Erin	0	QTR 3 2021-22	RVA INTERNET REIMBURSEMENT	90.00	99 E 600 358 221200 360	05/10/2022	
					Totals for Maus, Erin	90.00			
177257	05/10/2022	Maus, Heather	0	QTR 3 2021-22	RVA INTERNET REIMBURSEMENT	90.00	99 E 600 358 221200 360	05/10/2022	
					Totals for Maus, Heather	90.00			
177258	05/10/2022	McAllister, Virginia	0	QTR 3 2021-22	RVA INTERNET REIMBURSEMENT	90.00	99 E 600 358 221200 360	05/10/2022	
					Totals for McAllister, Virginia	90.00			
177259	05/10/2022	McConkey, Theresa	0	QTR 3 2021-22	RVA INTERNET REIMBURSEMENT	90.00	99 E 600 358 221200 360	05/10/2022	
					Totals for McConkey, Theresa	90.00			
177260	05/10/2022	McCrea, Kristin	0	QTR 3 2021-22	RVA INTERNET REIMBURSEMENT	90.00	99 E 600 358 221200 360	05/10/2022	
					Totals for McCrea, Kristin	90.00			
177261	05/10/2022	McDonough, Rachel	0	QTR 3 2021-22	RVA INTERNET REIMBURSEMENT	90.00	99 E 600 358 221200 360	05/10/2022	
					Totals for McDonough, Rachel	90.00			
177262	05/10/2022	McGrew, Rebecca	0	QTR 3 2021-22	RVA INTERNET REIMBURSEMENT	90.00	99 E 600 358 221200 360	05/10/2022	
					Totals for McGrew, Rebecca	90.00			
177263	05/10/2022	McKinney, Meredith	0	QTR 3 2021-22	RVA INTERNET REIMBURSEMENT	90.00	99 E 600 358 221200 360	05/10/2022	
					Totals for McKinney, Meredith	90.00			
177264	05/10/2022	Mead, Dan	0	QTR 3 2021-22	RVA INTERNET REIMBURSEMENT	90.00	99 E 600 358 221200 360	05/10/2022	
					Totals for Mead, Dan	90.00			
177265	05/10/2022	Meddaugh, Adam	0	QTR 3 2021-22	RVA INTERNET REIMBURSEMENT	90.00	99 E 600 358 221200 360	05/10/2022	
					Totals for Meddaugh, Adam	90.00			
177266	05/10/2022	Meehan, Amy	0	QTR 3 2021-22	RVA INTERNET REIMBURSEMENT	90.00	99 E 600 358 221200 360	05/10/2022	
					Totals for Meehan, Amy	90.00			
177267	05/10/2022	Meicher, Lauren	0	QTR 3 2021-22	RVA INTERNET REIMBURSEMENT	90.00	99 E 600 358 221200 360	05/10/2022	
					Totals for Meicher, Lauren	90.00			
177268	05/10/2022	Meindl, Emil	0	QTR 3 2021-22	RVA INTERNET REIMBURSEMENT	90.00	99 E 600 358 221200 360	05/10/2022	

CHECK #	CHECK DATE	VENDOR	PO INVOICE #	DESCRIPTION	CHECK AMOUNT	ACCOUNT	POST DATE
			NUMBER			NUMBER	
				Totals for Meindl, Emil	90.00		
177269	05/10/2022	Meverden, Jill	0 QTR 3 2021-22	RVA INTERNET REIMBURSEMENT	90.00	99 E 600 358 221200 360	05/10/2022
				Totals for Meverden, Jill	90.00		
177270	05/10/2022	Meyer-O'Day, Erin	0 QTR 3 2021-22	RVA INTERNET REIMBURSEMENT	90.00	99 E 600 358 221200 360	05/10/2022
				Totals for Meyer-O'Day, Erin	90.00		
177271	05/10/2022	Meyer, Tressa	0 QTR 3 2021-22	RVA INTERNET REIMBURSEMENT	90.00	99 E 600 358 221200 360	05/10/2022
				Totals for Meyer, Tressa	90.00		
177272	05/10/2022	Michalek, Sara	0 QTR 3 2021-22	RVA INTERNET REIMBURSEMENT	90.00	99 E 600 358 221200 360	05/10/2022
				Totals for Michalek, Sara	90.00		
177273	05/10/2022	Mick-Seliskar, Caroline	0 QTR 3 2021-22	RVA INTERNET REIMBURSEMENT	90.00	99 E 600 358 221200 360	05/10/2022
				Totals for Mick-Seliskar, Caroline	90.00		
177274	05/10/2022	Mickelsen, Erik	0 QTR 3 2021-22	RVA INTERNET REIMBURSEMENT	90.00	99 E 600 358 221200 360	05/10/2022
				Totals for Mickelsen, Erik	90.00		
177275	05/10/2022	Midthun, Lori	0 QTR 3 2021-22	RVA INTERNET REIMBURSEMENT	90.00	99 E 600 358 221200 360	05/10/2022
				Totals for Midthun, Lori	90.00		
177276	05/10/2022	Miller Wisnefske, Erin	0 QTR 3 2021-22	RVA INTERNET REIMBURSEMENT	90.00	99 E 600 358 221200 360	05/10/2022
				Totals for Miller Wisnefske, Erin	90.00		
177277	05/10/2022	Miller, Jade	0 QTR 3 2021-22	RVA INTERNET REIMBURSEMENT	90.00	99 E 600 358 221200 360	05/10/2022
				Totals for Miller, Jade	90.00		
177278	05/10/2022	Miller, Katherine	0 QTR 3 2021-22	RVA INTERNET REIMBURSEMENT	90.00	99 E 600 358 221200 360	05/10/2022
				Totals for Miller, Katherine	90.00		
177279	05/10/2022	Miller, Melanie	0 QTR 3 2021-22	RVA INTERNET REIMBURSEMENT	90.00	99 E 600 358 221200 360	05/10/2022
				Totals for Miller, Melanie	90.00		
177280	05/10/2022	Moeller, Lauren	0 QTR 3 2021-22	RVA INTERNET REIMBURSEMENT	90.00	99 E 600 358 221200 360	05/10/2022
				Totals for Moeller, Lauren	90.00		
177281	05/10/2022	Moldenhauer, Tracie	0 QTR 3 2021-22	RVA INTERNET REIMBURSEMENT	90.00	99 E 600 358 221200 360	05/10/2022
				Totals for Moldenhauer, Tracie	90.00		
177282	05/10/2022	Montavon, Joanna	0 QTR 3 2021-22	RVA INTERNET REIMBURSEMENT	90.00	99 E 600 358 221200 360	05/10/2022
				Totals for Montavon, Joanna	90.00		
177283	05/10/2022	Moon, Andrea	0 QTR 3 2021-22	RVA INTERNET REIMBURSEMENT	90.00	99 E 600 358 221200 360	05/10/2022
				Totals for Moon, Andrea	90.00		
177284	05/10/2022	Moore, Charlotte	0 QTR 3 2021-22	RVA INTERNET REIMBURSEMENT	90.00	99 E 600 358 221200 360	05/10/2022
				Totals for Moore, Charlotte	90.00		
177285	05/10/2022	Morenz, Allison	0 QTR 3 2021-22	RVA INTERNET REIMBURSEMENT	90.00	99 E 600 358 221200 360	05/10/2022
				Totals for Morenz, Allison	90.00		
177286	05/10/2022	Morgan, Chelsea	0 QTR 3 2021-22	RVA INTERNET REIMBURSEMENT	90.00	99 E 600 358 221200 360	05/10/2022
				Totals for Morgan, Chelsea	90.00		
177287	05/10/2022	Morrison, Amanda	0 QTR 3 2021-22	RVA INTERNET REIMBURSEMENT	90.00	99 E 600 358 221200 360	05/10/2022
				Totals for Morrison, Amanda	90.00		

CHECK #	CHECK DATE	VENDOR	PO	INVOICE #	DESCRIPTION	CHECK AMOUNT	ACCOUNT	POST DATE
			NUMBER				NUMBER	
177288	05/10/2022	Morrison, Brianna	0	QTR 3 2021-22	RVA INTERNET REIMBURSEMENT	90.00	99 E 600 358 221200 360	05/10/2022
					Totals for Morrison, Brianna	90.00		
177289	05/10/2022	Morris, Devan	0	QTR 3 2021-22	RVA INTERNET REIMBURSEMENT	90.00	99 E 600 358 221200 360	05/10/2022
					Totals for Morris, Devan	90.00		
177290	05/10/2022	Mottl, Jennifer	0	QTR 3 2021-22	RVA INTERNET REIMBURSEMENT	90.00	99 E 600 358 221200 360	05/10/2022
					Totals for Mottl, Jennifer	90.00		
177291	05/10/2022	Moua, Mai	0	QTR 3 2021-22	RVA INTERNET REIMBURSEMENT	90.00	99 E 600 358 221200 360	05/10/2022
					Totals for Moua, Mai	90.00		
177292	05/10/2022	Mousseau, Wendy	0	QTR 3 2021-22	RVA INTERNET REIMBURSEMENT	90.00	99 E 600 358 221200 360	05/10/2022
					Totals for Mousseau, Wendy	90.00		
177293	05/10/2022	Mravinc, Nathan	0	QTR 3 2021-22	RVA INTERNET REIMBURSEMENT	90.00	99 E 600 358 221200 360	05/10/2022
					Totals for Mravinc, Nathan	90.00		
177294	05/10/2022	Mulder, Josh	0	QTR 3 2021-22	RVA INTERNET REIMBURSEMENT	90.00	99 E 600 358 221200 360	05/10/2022
					Totals for Mulder, Josh	90.00		
177295	05/10/2022	Mullins, DeAnna	0	QTR 3 2021-22	RVA INTERNET REIMBURSEMENT	90.00	99 E 600 358 221200 360	05/10/2022
					Totals for Mullins, DeAnna	90.00		
177296	05/10/2022	Munns, Nicole	0	QTR 3 2021-22	RVA INTERNET REIMBURSEMENT	90.00	99 E 600 358 221200 360	05/10/2022
					Totals for Munns, Nicole	90.00		
177297	05/10/2022	Murdock, Tiffney	0	QTR 3 2021-22	RVA INTERNET REIMBURSEMENT	90.00	99 E 600 358 221200 360	05/10/2022
					Totals for Murdock, Tiffney	90.00		
177298	05/10/2022	Murphy, Dana	0	QTR 3 2021-22	RVA INTERNET REIMBURSEMENT	90.00	99 E 600 358 221200 360	05/10/2022
					Totals for Murphy, Dana	90.00		
177299	05/10/2022	Nabozny, Maranda	0	QTR 3 2021-22	RVA INTERNET REIMBURSEMENT	90.00	99 E 600 358 221200 360	05/10/2022
					Totals for Nabozny, Maranda	90.00		
177300	05/10/2022	Naczek, Rebecca	0	QTR 3 2021-22	RVA INTERNET REIMBURSEMENT	90.00	99 E 600 358 221200 360	05/10/2022
					Totals for Naczek, Rebecca	90.00		
177301	05/10/2022	Nataraj, Rupa	0	QTR 3 2021-22	RVA INTERNET REIMBURSEMENT	90.00	99 E 600 358 221200 360	05/10/2022
					Totals for Nataraj, Rupa	90.00		
177302	05/10/2022	Nelson, Janet	0	QTR 3 2021-22	RVA INTERNET REIMBURSEMENT	90.00	99 E 600 358 221200 360	05/10/2022
					Totals for Nelson, Janet	90.00		
177303	05/10/2022	Nelson, Lisa	0	QTR 3 2021-22	RVA INTERNET REIMBURSEMENT	90.00	99 E 600 358 221200 360	05/10/2022
					Totals for Nelson, Lisa	90.00		
177304	05/10/2022	Neudorff, Lindey	0	QTR 3 2021-22	RVA INTERNET REIMBURSEMENT	90.00	99 E 600 358 221200 360	05/10/2022
					Totals for Neudorff, Lindey	90.00		
177305	05/10/2022	Neumann, Lyndsey	0	QTR 3 2021-22	RVA INTERNET REIMBURSEMENT	90.00	99 E 600 358 221200 360	05/10/2022
					Totals for Neumann, Lyndsey	90.00		
177306	05/10/2022	Nevil, Nicole	0	QTR 3 2021-22	RVA INTERNET REIMBURSEMENT	90.00	99 E 600 358 221200 360	05/10/2022
					Totals for Nevil, Nicole	90.00		
177307	05/10/2022	Newsome, Bethany	0	QTR 3 2021-22	RVA INTERNET REIMBURSEMENT	90.00	99 E 600 358 221200 360	05/10/2022

CHECK #	CHECK DATE	VENDOR	PO INVOICE #	DESCRIPTION	CHECK AMOUNT	ACCOUNT		POST DATE
						NUMBER	NUMBER	
				Totals for Newsome, Bethany	90.00			
177308	05/10/2022	Niccolai, Jacqueline	0 QTR 3 2021-22	RVA INTERNET REIMBURSEMENT	90.00	99 E 600 358 221200 360		05/10/2022
				Totals for Niccolai, Jacqueline	90.00			
177309	05/10/2022	Nichols, David	0 QTR 3 2021-22	RVA INTERNET REIMBURSEMENT	90.00	99 E 600 358 221200 360		05/10/2022
				Totals for Nichols, David	90.00			
177310	05/10/2022	Nickels, Penny	0 QTR 3 2021-22	RVA INTERNET REIMBURSEMENT	90.00	99 E 600 358 221200 360		05/10/2022
				Totals for Nickels, Penny	90.00			
177311	05/10/2022	Nielson, Alyssa	0 QTR 3 2021-22	RVA INTERNET REIMBURSEMENT	90.00	99 E 600 358 221200 360		05/10/2022
				Totals for Nielson, Alyssa	90.00			
177312	05/10/2022	Nikkila, Rachel	0 QTR 3 2021-22	RVA INTERNET REIMBURSEMENT	90.00	99 E 600 358 221200 360		05/10/2022
				Totals for Nikkila, Rachel	90.00			
177313	05/10/2022	Nikolaus, Charlone	0 QTR 3 2021-22	RVA INTERNET REIMBURSEMENT	90.00	99 E 600 358 221200 360		05/10/2022
				Totals for Nikolaus, Charlone	90.00			
177314	05/10/2022	Nolan, Lorraine	0 QTR 3 2021-22	RVA INTERNET REIMBURSEMENT	90.00	99 E 600 358 221200 360		05/10/2022
				Totals for Nolan, Lorraine	90.00			
177315	05/10/2022	Noll, Karilyn	0 QTR 3 2021-22	RVA INTERNET REIMBURSEMENT	90.00	99 E 600 358 221200 360		05/10/2022
				Totals for Noll, Karilyn	90.00			
177316	05/10/2022	Northup, Samantha	0 QTR 3 2021-22	RVA INTERNET REIMBURSEMENT	90.00	99 E 600 358 221200 360		05/10/2022
				Totals for Northup, Samantha	90.00			
177317	05/10/2022	Norton, Phillip	0 QTR 3 2021-22	RVA INTERNET REIMBURSEMENT	90.00	99 E 600 358 221200 360		05/10/2022
				Totals for Norton, Phillip	90.00			
177318	05/10/2022	Nowack, Kellie	0 QTR 3 2021-22	RVA INTERNET REIMBURSEMENT	90.00	99 E 600 358 221200 360		05/10/2022
				Totals for Nowack, Kellie	90.00			
177319	05/10/2022	Nowak, Jessica	0 QTR 3 2021-22	RVA INTERNET REIMBURSEMENT	90.00	99 E 600 358 221200 360		05/10/2022
				Totals for Nowak, Jessica	90.00			
177320	05/10/2022	O'Donohue, Hannah	0 QTR 3 2021-22	RVA INTERNET REIMBURSEMENT	90.00	99 E 600 358 221200 360		05/10/2022
				Totals for O'Donohue, Hannah	90.00			
177321	05/10/2022	Oestreich, Elizabeth	0 QTR 3 2021-22	RVA INTERNET REIMBURSEMENT	90.00	99 E 600 358 221200 360		05/10/2022
				Totals for Oestreich, Elizabeth	90.00			
177322	05/10/2022	Ohm, Kaylee	0 QTR 3 2021-22	RVA INTERNET REIMBURSEMENT	90.00	99 E 600 358 221200 360		05/10/2022
				Totals for Ohm, Kaylee	90.00			
177323	05/10/2022	Oines, Kristin	0 QTR 3 2021-22	RVA INTERNET REIMBURSEMENT	90.00	99 E 600 358 221200 360		05/10/2022
				Totals for Oines, Kristin	90.00			
177324	05/10/2022	Okeefe, Amber	0 QTR 3 2021-22	RVA INTERNET REIMBURSEMENT	90.00	99 E 600 358 221200 360		05/10/2022
				Totals for Okeefe, Amber	90.00			
177325	05/10/2022	OKeefe, Brittany	0 QTR 3 2021-22	RVA INTERNET REIMBURSEMENT	90.00	99 E 600 358 221200 360		05/10/2022
				Totals for OKeefe, Brittany	90.00			
177326	05/10/2022	Okorie, Asha	0 QTR 3 2021-22	RVA INTERNET REIMBURSEMENT	90.00	99 E 600 358 221200 360		05/10/2022
				Totals for Okorie, Asha	90.00			



CHECK #	CHECK DATE	VENDOR	PO INVOICE #	DESCRIPTION	CHECK AMOUNT	ACCOUNT	POST DATE
			NUMBER			NUMBER	
177327	05/10/2022	Olson, Jennifer	0 QTR 3 2021-22	RVA INTERNET REIMBURSEMENT	90.00	99 E 600 358 221200 360	05/10/2022
				Totals for Olson, Jennifer	90.00		
177328	05/10/2022	Olson, Ruth Ann	0 QTR 3 2021-22	RVA INTERNET REIMBURSEMENT	90.00	99 E 600 358 221200 360	05/10/2022
				Totals for Olson, Ruth Ann	90.00		
177329	05/10/2022	Opitz, Jennifer	0 QTR 3 2021-22	RVA INTERNET REIMBURSEMENT	90.00	99 E 600 358 221200 360	05/10/2022
				Totals for Opitz, Jennifer	90.00		
177330	05/10/2022	Orysen, Kelly	0 QTR 3 2021-22	RVA INTERNET REIMBURSEMENT	90.00	99 E 600 358 221200 360	05/10/2022
				Totals for Orysen, Kelly	90.00		
177331	05/10/2022	Osborn, Katharine	0 QTR 3 2021-22	RVA INTERNET REIMBURSEMENT	90.00	99 E 600 358 221200 360	05/10/2022
				Totals for Osborn, Katharine	90.00		
177332	05/10/2022	Osterberger, Amber	0 QTR 3 2021-22	RVA INTERNET REIMBURSEMENT	90.00	99 E 600 358 221200 360	05/10/2022
				Totals for Osterberger, Amber	90.00		
177333	05/10/2022	Osthoff, Sara	0 QTR 3 2021-22	RVA INTERNET REIMBURSEMENT	90.00	99 E 600 358 221200 360	05/10/2022
				Totals for Osthoff, Sara	90.00		
177334	05/10/2022	Oswald, Kerry	0 QTR 3 2021-22	RVA INTERNET REIMBURSEMENT	90.00	99 E 600 358 221200 360	05/10/2022
				Totals for Oswald, Kerry	90.00		
177335	05/10/2022	Otradovec, Lindsey	0 QTR 3 2021-22	RVA INTERNET REIMBURSEMENT	90.00	99 E 600 358 221200 360	05/10/2022
				Totals for Otradovec, Lindsey	90.00		
177336	05/10/2022	Otradovec, Samantha	0 QTR 3 2021-22	RVA INTERNET REIMBURSEMENT	90.00	99 E 600 358 221200 360	05/10/2022
				Totals for Otradovec, Samantha	90.00		
177337	05/10/2022	Palzewicz, Deborah	0 QTR 3 2021-22	RVA INTERNET REIMBURSEMENT	90.00	99 E 600 358 221200 360	05/10/2022
				Totals for Palzewicz, Deborah	90.00		
177338	05/10/2022	Panasenya, Olga	0 QTR 3 2021-22	RVA INTERNET REIMBURSEMENT	90.00	99 E 600 358 221200 360	05/10/2022
				Totals for Panasenya, Olga	90.00		
177339	05/10/2022	Parker, Debra	0 QTR 3 2021-22	RVA INTERNET REIMBURSEMENT	90.00	99 E 600 358 221200 360	05/10/2022
				Totals for Parker, Debra	90.00		
177340	05/10/2022	Parkhill, Jessica	0 QTR 3 2021-22	RVA INTERNET REIMBURSEMENT	90.00	99 E 600 358 221200 360	05/10/2022
				Totals for Parkhill, Jessica	90.00		
177341	05/10/2022	Paulson, Ginny	0 QTR 3 2021-22	RVA INTERNET REIMBURSEMENT	90.00	99 E 600 358 221200 360	05/10/2022
				Totals for Paulson, Ginny	90.00		
177342	05/10/2022	Paulson, Jesse	0 QTR 3 2021-22	RVA INTERNET REIMBURSEMENT	90.00	99 E 600 358 221200 360	05/10/2022
				Totals for Paulson, Jesse	90.00		
177343	05/10/2022	Peck, Russell	0 QTR 3 2021-22	RVA INTERNET REIMBURSEMENT	90.00	99 E 600 358 221200 360	05/10/2022
				Totals for Peck, Russell	90.00		
177344	05/10/2022	Pereira, Crystal	0 QTR 3 2021-22	RVA INTERNET REIMBURSEMENT	90.00	99 E 600 358 221200 360	05/10/2022
				Totals for Pereira, Crystal	90.00		
177345	05/10/2022	Perez, Jessica	0 QTR 3 2021-22	RVA INTERNET REIMBURSEMENT	90.00	99 E 600 358 221200 360	05/10/2022
				Totals for Perez, Jessica	90.00		
177346	05/10/2022	Perrine, Carrie	0 QTR 3 2021-22	RVA INTERNET REIMBURSEMENT	90.00	99 E 600 358 221200 360	05/10/2022

CHECK #	CHECK DATE	VENDOR	PO INVOICE #	DESCRIPTION	CHECK AMOUNT	ACCOUNT		POST DATE
						NUMBER	NUMBER	
				Totals for Perrine, Carrie	90.00			
177347	05/10/2022	Perrot, Michelle	0 QTR 3 2021-22	RVA INTERNET REIMBURSEMENT	90.00	99 E 600 358 221200 360		05/10/2022
				Totals for Perrot, Michelle	90.00			
177348	05/10/2022	Petersen, Andra	0 QTR 3 2021-22	RVA INTERNET REIMBURSEMENT	90.00	99 E 600 358 221200 360		05/10/2022
				Totals for Petersen, Andra	90.00			
177349	05/10/2022	Peterson, Erin	0 QTR 3 2021-22	RVA INTERNET REIMBURSEMENT	90.00	99 E 600 358 221200 360		05/10/2022
				Totals for Peterson, Erin	90.00			
177350	05/10/2022	Peterson, Kristin	0 QTR 3 2021-22	RVA INTERNET REIMBURSEMENT	90.00	99 E 600 358 221200 360		05/10/2022
				Totals for Peterson, Kristin	90.00			
177351	05/10/2022	Pfleger, Sarah	0 QTR 3 2021-22	RVA INTERNET REIMBURSEMENT	90.00	99 E 600 358 221200 360		05/10/2022
				Totals for Pfleger, Sarah	90.00			
177352	05/10/2022	Pickens, Julia	0 QTR 3 2021-22	RVA INTERNET REIMBURSEMENT	90.00	99 E 600 358 221200 360		05/10/2022
				Totals for Pickens, Julia	90.00			
177353	05/10/2022	Pilsner, Tammy	0 QTR 3 2021-22	RVA INTERNET REIMBURSEMENT	90.00	99 E 600 358 221200 360		05/10/2022
				Totals for Pilsner, Tammy	90.00			
177354	05/10/2022	Pizl, Alanda	0 QTR 3 2021-22	RVA INTERNET REIMBURSEMENT	90.00	99 E 600 358 221200 360		05/10/2022
				Totals for Pizl, Alanda	90.00			
177355	05/10/2022	Ploeger, Elizabeth	0 QTR 3 2021-22	RVA INTERNET REIMBURSEMENT	90.00	99 E 600 358 221200 360		05/10/2022
				Totals for Ploeger, Elizabeth	90.00			
177356	05/10/2022	Plummer, Shelly	0 QTR 3 2021-22	RVA INTERNET REIMBURSEMENT	90.00	99 E 600 358 221200 360		05/10/2022
				Totals for Plummer, Shelly	90.00			
177357	05/10/2022	Poirier, Melissa	0 QTR 3 2021-22	RVA INTERNET REIMBURSEMENT	90.00	99 E 600 358 221200 360		05/10/2022
				Totals for Poirier, Melissa	90.00			
177358	05/10/2022	Ponshock, Rebecca	0 QTR 3 2021-22	RVA INTERNET REIMBURSEMENT	90.00	99 E 600 358 221200 360		05/10/2022
				Totals for Ponshock, Rebecca	90.00			
177359	05/10/2022	Porter, Charity	0 QTR 3 2021-22	RVA INTERNET REIMBURSEMENT	90.00	99 E 600 358 221200 360		05/10/2022
				Totals for Porter, Charity	90.00			
177360	05/10/2022	Potter, Rochelle	0 QTR 3 2021-22	RVA INTERNET REIMBURSEMENT	90.00	99 E 600 358 221200 360		05/10/2022
				Totals for Potter, Rochelle	90.00			
177361	05/10/2022	Powell, Carrie	0 QTR 3 2021-22	RVA INTERNET REIMBURSEMENT	90.00	99 E 600 358 221200 360		05/10/2022
				Totals for Powell, Carrie	90.00			
177362	05/10/2022	Price, Kori	0 QTR 3 2021-22	RVA INTERNET REIMBURSEMENT	90.00	99 E 600 358 221200 360		05/10/2022
				Totals for Price, Kori	90.00			
177363	05/10/2022	Prodzinski, Kelli	0 QTR 3 2021-22	RVA INTERNET REIMBURSEMENT	90.00	99 E 600 358 221200 360		05/10/2022
				Totals for Prodzinski, Kelli	90.00			
177364	05/10/2022	Prueter, Colleen	0 QTR 3 2021-22	RVA INTERNET REIMBURSEMENT	90.00	99 E 600 358 221200 360		05/10/2022
				Totals for Prueter, Colleen	90.00			
177365	05/10/2022	Puent, LeighAnne	0 QTR 3 2021-22	RVA INTERNET REIMBURSEMENT	90.00	99 E 600 358 221200 360		05/10/2022
				Totals for Puent, LeighAnne	90.00			

CHECK #	CHECK DATE	VENDOR	PO INVOICE #	DESCRIPTION	CHECK AMOUNT	ACCOUNT	POST DATE
			NUMBER			NUMBER	
177366	05/10/2022	Puetz, Joshua	0 QTR 3 2021-22	RVA INTERNET REIMBURSEMENT	90.00	99 E 600 358 221200 360	05/10/2022
				Totals for Puetz, Joshua	90.00		
177367	05/10/2022	Radke, Rebecca	0 QTR 3 2021-22	RVA INTERNET REIMBURSEMENT	90.00	99 E 600 358 221200 360	05/10/2022
				Totals for Radke, Rebecca	90.00		
177368	05/10/2022	Raith, Dalenna	0 QTR 3 2021-22	RVA INTERNET REIMBURSEMENT	90.00	99 E 600 358 221200 360	05/10/2022
				Totals for Raith, Dalenna	90.00		
177369	05/10/2022	Redfall, Lynn	0 QTR 3 2021-22	RVA INTERNET REIMBURSEMENT	90.00	99 E 600 358 221200 360	05/10/2022
				Totals for Redfall, Lynn	90.00		
177370	05/10/2022	Reed, Paula	0 QTR 3 2021-22	RVA INTERNET REIMBURSEMENT	90.00	99 E 600 358 221200 360	05/10/2022
				Totals for Reed, Paula	90.00		
177371	05/10/2022	Regalado, Corinna	0 QTR 3 2021-22	RVA INTERNET REIMBURSEMENT	90.00	99 E 600 358 221200 360	05/10/2022
				Totals for Regalado, Corinna	90.00		
177372	05/10/2022	Regier, Amanda	0 QTR 3 2021-22	RVA INTERNET REIMBURSEMENT	90.00	99 E 600 358 221200 360	05/10/2022
				Totals for Regier, Amanda	90.00		
177373	05/10/2022	Reichenberger, Allison	0 QTR 3 2021-22	RVA INTERNET REIMBURSEMENT	90.00	99 E 600 358 221200 360	05/10/2022
				Totals for Reichenberger, Allison	90.00		
177374	05/10/2022	Rein, Catherine	0 QTR 3 2021-22	RVA INTERNET REIMBURSEMENT	90.00	99 E 600 358 221200 360	05/10/2022
				Totals for Rein, Catherine	90.00		
177375	05/10/2022	Reinart, Melissa	0 QTR 3 2021-22	RVA INTERNET REIMBURSEMENT	90.00	99 E 600 358 221200 360	05/10/2022
				Totals for Reinart, Melissa	90.00		
177376	05/10/2022	Renel, Alica	0 QTR 3 2021-22	RVA INTERNET REIMBURSEMENT	90.00	99 E 600 358 221200 360	05/10/2022
				Totals for Renel, Alica	90.00		
177377	05/10/2022	Rentmeester, Lori	0 QTR 3 2021-22	RVA INTERNET REIMBURSEMENT	90.00	99 E 600 358 221200 360	05/10/2022
				Totals for Rentmeester, Lori	90.00		
177378	05/10/2022	Resch, Jennifer	0 QTR 3 2021-22	RVA INTERNET REIMBURSEMENT	90.00	99 E 600 358 221200 360	05/10/2022
				Totals for Resch, Jennifer	90.00		
177379	05/10/2022	Ridosko, Ashley	0 QTR 3 2021-22	RVA INTERNET REIMBURSEMENT	90.00	99 E 600 358 221200 360	05/10/2022
				Totals for Ridosko, Ashley	90.00		
177380	05/10/2022	Riedel, Jeremy	0 QTR 3 2021-22	RVA INTERNET REIMBURSEMENT	90.00	99 E 600 358 221200 360	05/10/2022
				Totals for Riedel, Jeremy	90.00		
177381	05/10/2022	Robertson, Happy	0 QTR 3 2021-22	RVA INTERNET REIMBURSEMENT	90.00	99 E 600 358 221200 360	05/10/2022
				Totals for Robertson, Happy	90.00		
177382	05/10/2022	Robertson, Kimberly	0 QTR 3 2021-22	RVA INTERNET REIMBURSEMENT	90.00	99 E 600 358 221200 360	05/10/2022
				Totals for Robertson, Kimberly	90.00		
177383	05/10/2022	Robson, Stephanie	0 QTR 3 2021-22	RVA INTERNET REIMBURSEMENT	90.00	99 E 600 358 221200 360	05/10/2022
				Totals for Robson, Stephanie	90.00		
177384	05/10/2022	Roed, Megan	0 QTR 3 2021-22	RVA INTERNET REIMBURSEMENT	90.00	99 E 600 358 221200 360	05/10/2022
				Totals for Roed, Megan	90.00		
177385	05/10/2022	Rohr, Melinda	0 QTR 3 2021-22	RVA INTERNET REIMBURSEMENT	90.00	99 E 600 358 221200 360	05/10/2022

CHECK #	CHECK DATE	VENDOR	PO INVOICE #	DESCRIPTION	CHECK AMOUNT	ACCOUNT		POST DATE
						NUMBER	NUMBER	
				Totals for Rohr, Melinda	90.00			
177386	05/10/2022	Rosario, Wilfredo	0 QTR 3 2021-22	RVA INTERNET REIMBURSEMENT	90.00	99 E 600 358 221200 360		05/10/2022
				Totals for Rosario, Wilfredo	90.00			
177387	05/10/2022	Rose, Anna	0 QTR 3 2021-22	RVA INTERNET REIMBURSEMENT	90.00	99 E 600 358 221200 360		05/10/2022
				Totals for Rose, Anna	90.00			
177388	05/10/2022	Rossow, Nancy	0 QTR 3 2021-22	RVA INTERNET REIMBURSEMENT	90.00	99 E 600 358 221200 360		05/10/2022
				Totals for Rossow, Nancy	90.00			
177389	05/10/2022	Rottinger, Adena	0 QTR 3 2021-22	RVA INTERNET REIMBURSEMENT	90.00	99 E 600 358 221200 360		05/10/2022
				Totals for Rottinger, Adena	90.00			
177390	05/10/2022	Roudabaugh, Brandy	0 QTR 3 2021-22	RVA INTERNET REIMBURSEMENT	90.00	99 E 600 358 221200 360		05/10/2022
				Totals for Roudabaugh, Brandy	90.00			
177391	05/10/2022	Runge, Shanna	0 QTR 3 2021-22	RVA INTERNET REIMBURSEMENT	90.00	99 E 600 358 221200 360		05/10/2022
				Totals for Runge, Shanna	90.00			
177392	05/10/2022	Russell, Michelle	0 QTR 3 2021-22	RVA INTERNET REIMBURSEMENT	90.00	99 E 600 358 221200 360		05/10/2022
				Totals for Russell, Michelle	90.00			
177393	05/10/2022	Rustick, Kelly	0 QTR 3 2021-22	RVA INTERNET REIMBURSEMENT	90.00	99 E 600 358 221200 360		05/10/2022
				Totals for Rustick, Kelly	90.00			
177394	05/10/2022	Rustick, Marissa	0 QTR 3 2021-22	RVA INTERNET REIMBURSEMENT	90.00	99 E 600 358 221200 360		05/10/2022
				Totals for Rustick, Marissa	90.00			
177395	05/10/2022	Ryan, Michelle	0 QTR 3 2021-22	RVA INTERNET REIMBURSEMENT	90.00	99 E 600 358 221200 360		05/10/2022
				Totals for Ryan, Michelle	90.00			
177396	05/10/2022	Sanger-Kuckkan, Elizabeth	0 QTR 3 2021-22	RVA INTERNET REIMBURSEMENT	90.00	99 E 600 358 221200 360		05/10/2022
				Totals for Sanger-Kuckkan, Elizabeth	90.00			
177397	05/10/2022	Sann, Nicole	0 QTR 3 2021-22	RVA INTERNET REIMBURSEMENT	90.00	99 E 600 358 221200 360		05/10/2022
				Totals for Sann, Nicole	90.00			
177398	05/10/2022	Saunders, Richard II	0 QTR 3 2021-22	RVA INTERNET REIMBURSEMENT	90.00	99 E 600 358 221200 360		05/10/2022
				Totals for Saunders, Richard II	90.00			
177399	05/10/2022	Sauter, Loren	0 QTR 3 2021-22	RVA INTERNET REIMBURSEMENT	90.00	99 E 600 358 221200 360		05/10/2022
				Totals for Sauter, Loren	90.00			
177400	05/10/2022	Schaal, Kevy	0 QTR 3 2021-22	RVA INTERNET REIMBURSEMENT	90.00	99 E 600 358 221200 360		05/10/2022
				Totals for Schaal, Kevy	90.00			
177401	05/10/2022	Schaefer, Jessica	0 QTR 3 2021-22	RVA INTERNET REIMBURSEMENT	90.00	99 E 600 358 221200 360		05/10/2022
				Totals for Schaefer, Jessica	90.00			
177402	05/10/2022	Schild, Pamela	0 QTR 3 2021-22	RVA INTERNET REIMBURSEMENT	90.00	99 E 600 358 221200 360		05/10/2022
				Totals for Schild, Pamela	90.00			
177403	05/10/2022	Schifelbine, Jen	0 QTR 3 2021-22	RVA INTERNET REIMBURSEMENT	90.00	99 E 600 358 221200 360		05/10/2022
				Totals for Schifelbine, Jen	90.00			
177404	05/10/2022	Schilling, Cinda	0 QTR 3 2021-22	RVA INTERNET REIMBURSEMENT	90.00	99 E 600 358 221200 360		05/10/2022
				Totals for Schilling, Cinda	90.00			

CHECK #	CHECK DATE	VENDOR	PO	INVOICE #	DESCRIPTION	CHECK AMOUNT	ACCOUNT				POST DATE
							NUMBER	NUMBER	NUMBER	NUMBER	
177405	05/10/2022	Schilz, Holly	0	QTR 3 2021-22	RVA INTERNET REIMBURSEMENT	90.00	99	E	600 358 221200 360	05/10/2022	
					Totals for Schilz, Holly	90.00					
177406	05/10/2022	Schilling, Julia	0	QTR 3 2021-22	RVA INTERNET REIMBURSEMENT	90.00	99	E	600 358 221200 360	05/10/2022	
					Totals for Schilling, Julia	90.00					
177407	05/10/2022	Schlafer, Danielle	0	QTR 3 2021-22	RVA INTERNET REIMBURSEMENT	90.00	99	E	600 358 221200 360	05/10/2022	
					Totals for Schlafer, Danielle	90.00					
177408	05/10/2022	Schlafke, Stacey	0	QTR 3 2021-22	RVA INTERNET REIMBURSEMENT	90.00	99	E	600 358 221200 360	05/10/2022	
					Totals for Schlafke, Stacey	90.00					
177409	05/10/2022	Schlub, Keisha	0	QTR 3 2021-22	RVA INTERNET REIMBURSEMENT	90.00	99	E	600 358 221200 360	05/10/2022	
					Totals for Schlub, Keisha	90.00					
177410	05/10/2022	Schmidt, Sarah	0	QTR 3 2021-22	RVA INTERNET REIMBURSEMENT	90.00	99	E	600 358 221200 360	05/10/2022	
					Totals for Schmidt, Sarah	90.00					
177411	05/10/2022	Schmidt, Tricia	0	QTR 3 2021-22	RVA INTERNET REIMBURSEMENT	90.00	99	E	600 358 221200 360	05/10/2022	
					Totals for Schmidt, Tricia	90.00					
177412	05/10/2022	Schneebeli, Lisa	0	QTR 3 2021-22	RVA INTERNET REIMBURSEMENT	90.00	99	E	600 358 221200 360	05/10/2022	
					Totals for Schneebeli, Lisa	90.00					
177413	05/10/2022	Schneider, Tara	0	QTR 3 2021-22	RVA INTERNET REIMBURSEMENT	90.00	99	E	600 358 221200 360	05/10/2022	
					Totals for Schneider, Tara	90.00					
177414	05/10/2022	Schott, Labecca	0	QTR 3 2021-22	RVA INTERNET REIMBURSEMENT	90.00	99	E	600 358 221200 360	05/10/2022	
					Totals for Schott, Labecca	90.00					
177415	05/10/2022	Schreck, Heidi	0	QTR 3 2021-22	RVA INTERNET REIMBURSEMENT	90.00	99	E	600 358 221200 360	05/10/2022	
					Totals for Schreck, Heidi	90.00					
177416	05/10/2022	Schroepfer, Marsha	0	QTR 3 2021-22	RVA INTERNET REIMBURSEMENT	90.00	99	E	600 358 221200 360	05/10/2022	
					Totals for Schroepfer, Marsha	90.00					
177417	05/10/2022	Schroeder, Pang	0	QTR 3 2021-22	RVA INTERNET REIMBURSEMENT	90.00	99	E	600 358 221200 360	05/10/2022	
					Totals for Schroeder, Pang	90.00					
177418	05/10/2022	Schultz, Pete	0	QTR 3 2021-22	RVA INTERNET REIMBURSEMENT	90.00	99	E	600 358 221200 360	05/10/2022	
					Totals for Schultz, Pete	90.00					
177419	05/10/2022	Schultz, Shannon	0	QTR 3 2021-22	RVA INTERNET REIMBURSEMENT	90.00	99	E	600 358 221200 360	05/10/2022	
					Totals for Schultz, Shannon	90.00					
177420	05/10/2022	Schumann, Jackie	0	QTR 3 2021-22	RVA INTERNET REIMBURSEMENT	90.00	99	E	600 358 221200 360	05/10/2022	
					Totals for Schumann, Jackie	90.00					
177421	05/10/2022	Schutt, April	0	QTR 3 2021-22	RVA INTERNET REIMBURSEMENT	90.00	99	E	600 358 221200 360	05/10/2022	
					Totals for Schutt, April	90.00					
177422	05/10/2022	Schwanz, Rebecca	0	QTR 3 2021-22	RVA INTERNET REIMBURSEMENT	90.00	99	E	600 358 221200 360	05/10/2022	
					Totals for Schwanz, Rebecca	90.00					
177423	05/10/2022	Sebion, Shannon	0	QTR 3 2021-22	RVA INTERNET REIMBURSEMENT	90.00	99	E	600 358 221200 360	05/10/2022	
					Totals for Sebion, Shannon	90.00					
177424	05/10/2022	Seybert, Patrick	0	QTR 3 2021-22	RVA INTERNET REIMBURSEMENT	90.00	99	E	600 358 221200 360	05/10/2022	

CHECK #	CHECK DATE	VENDOR	PO INVOICE #	DESCRIPTION	CHECK AMOUNT	ACCOUNT	POST DATE
			NUMBER			NUMBER	
				Totals for Seybert, Patrick	90.00		
177425	05/10/2022	Becker, Joey	0 5/10/22	BOYS JV BASEBALL VS ANTIGO	120.00	10 E 400 310 162000 963	05/10/2022
				Totals for Becker, Joey	120.00		
177426	05/10/2022	Drewek, David	0 5/10/22	BOYS VARSITY BASEBALL VS ANTIGO	120.00	10 E 400 310 162000 963	05/10/2022
				Totals for Drewek, David	120.00		
177427	05/10/2022	Eisenman, Louie	0 5/10/22	BOYS VARSITY BASEBALL VS ANTIGO	90.00	10 E 400 310 162000 963	05/10/2022
				Totals for Eisenman, Louie	90.00		
177428	05/10/2022	Wenzel, Leon	0 5/10/22	BOYS JV BASEBALL VS ANTIGO	90.00	10 E 400 310 162000 963	05/10/2022
				Totals for Wenzel, Leon	90.00		
177429	05/10/2022	Krug's Bus Service Inc	0 3/30/22 TO 5/3/	PUPIL TRANSPORTATION	242.52	10 E 100 341 256770 000	05/10/2022
177429	05/10/2022	Krug's Bus Service Inc	0 3/30/22 TO 5/3/	PUPIL TRANSPORTATION	199.82	10 E 101 341 256770 000	05/10/2022
177429	05/10/2022	Krug's Bus Service Inc	0 3/30/22 TO 5/3/	PUPIL TRANSPORTATION	806.13	10 E 200 341 256770 000	05/10/2022
177429	05/10/2022	Krug's Bus Service Inc	0 3/30/22 TO 5/3/	PUPIL TRANSPORTATION	2,514.02	10 E 400 341 256741 000	05/10/2022
177429	05/10/2022	Krug's Bus Service Inc	0 3/30/22 TO 5/3/	PUPIL TRANSPORTATION	2,069.85	10 E 400 341 256770 000	05/10/2022
177429	05/10/2022	Krug's Bus Service Inc	0 3/30/22 TO 5/3/	PUPIL TRANSPORTATION	109,972.94	10 E 800 341 256710 000	05/10/2022
177429	05/10/2022	Krug's Bus Service Inc	0 3/30/22 TO 5/3/	PUPIL TRANSPORTATION	1,541.57	10 E 800 341 256720 000	05/10/2022
177429	05/10/2022	Krug's Bus Service Inc	0 3/30/22 TO 5/3/	PUPIL TRANSPORTATION	225.74	27 E 101 341 256770 011	05/10/2022
177429	05/10/2022	Krug's Bus Service Inc	0 3/30/22 TO 5/3/	PUPIL TRANSPORTATION	104.74	27 E 100 341 256770 011	05/10/2022
177429	05/10/2022	Krug's Bus Service Inc	0 3/30/22 TO 5/3/	PUPIL TRANSPORTATION	2,536.06	10 E 400 341 256742 968	05/10/2022
177429	05/10/2022	Krug's Bus Service Inc	0 3/30/22 TO 5/3/	PUPIL TRANSPORTATION	1,573.01	10 E 400 341 256742 963	05/10/2022
177429	05/10/2022	Krug's Bus Service Inc	0 3/30/22 TO 5/3/	PUPIL TRANSPORTATION	3,860.76	10 E 400 341 256742 964	05/10/2022
177429	05/10/2022	Krug's Bus Service Inc	0 3/30/22 TO 5/3/	PUPIL TRANSPORTATION	3,266.27	10 E 400 341 256742 965	05/10/2022
177429	05/10/2022	Krug's Bus Service Inc	0 3/30/22 TO 5/3/	PUPIL TRANSPORTATION	733.18	10 E 400 341 256742 966	05/10/2022
177429	05/10/2022	Krug's Bus Service Inc	0 3/30/22 TO 5/3/	PUPIL TRANSPORTATION	2,055.90	10 E 400 341 256742 967	05/10/2022
177429	05/10/2022	Krug's Bus Service Inc	0 3/30/22 TO 5/3/	PUPIL TRANSPORTATION	150.00	21 E 400 341 256770 444	05/10/2022
177429	05/10/2022	Krug's Bus Service Inc	0 3/30/22 TO 5/3/	PUPIL TRANSPORTATION	1,822.46	27 E 800 348 256250 011	05/10/2022
177429	05/10/2022	Krug's Bus Service Inc	0 3/30/22 TO 5/3/	PUPIL TRANSPORTATION	1,065.69	80 E 200 341 256790 000	05/10/2022
177429	05/10/2022	Krug's Bus Service Inc	0 3/30/22 TO 5/3/	PUPIL TRANSPORTATION	1,574.52	80 E 200 341 256790 964	05/10/2022
177429	05/10/2022	Krug's Bus Service Inc	0 3/30/22 TO 5/3/	PUPIL TRANSPORTATION	313.65	80 E 200 341 256790 966	05/10/2022
177429	05/10/2022	Krug's Bus Service Inc	0 3/30/22 TO 5/3/	PUPIL TRANSPORTATION	313.65	80 E 200 341 256790 967	05/10/2022
177429	05/10/2022	Krug's Bus Service Inc	0 3/30/22 TO 5/3/	PUPIL TRANSPORTATION	150.00	21 E 200 341 256770 276	05/10/2022
				Totals for Krug's Bus Service Inc	137,092.48		
177430	05/10/2022	Shanak, Jennifer	0 QTR 3 2021-22	RVA INTERNET REIMBURSEMENT	90.00	99 E 600 358 221200 360	05/10/2022
				Totals for Shanak, Jennifer	90.00		
177431	05/10/2022	Shebelske, Dana	0 QTR 3 2021-22	RVA INTERNET REIMBURSEMENT	90.00	99 E 600 358 221200 360	05/10/2022
				Totals for Shebelske, Dana	90.00		
177432	05/10/2022	Sherley, Jenny	0 QTR 3 2021-22	RVA INTERNET REIMBURSEMENT	90.00	99 E 600 358 221200 360	05/10/2022
				Totals for Sherley, Jenny	90.00		
177433	05/10/2022	Shimshak, Jennifer	0 QTR 3 2021-22	RVA INTERNET REIMBURSEMENT	90.00	99 E 600 358 221200 360	05/10/2022

CHECK #	CHECK DATE	VENDOR	PO INVOICE #	DESCRIPTION	CHECK AMOUNT	ACCOUNT	POST DATE
			NUMBER			NUMBER	
				Totals for Shimshak, Jennifer	90.00		
177434	05/10/2022	Sieg, Theresa	0 QTR 3 2021-22	RVA INTERNET REIMBURSEMENT	90.00	99 E 600 358 221200 360	05/10/2022
				Totals for Sieg, Theresa	90.00		
177435	05/10/2022	Siegel, Amy	0 QTR 3 2021-22	RVA INTERNET REIMBURSEMENT	90.00	99 E 600 358 221200 360	05/10/2022
				Totals for Siegel, Amy	90.00		
177436	05/10/2022	Silas, Sasha	0 QTR 3 2021-22	RVA INTERNET REIMBURSEMENT	90.00	99 E 600 358 221200 360	05/10/2022
				Totals for Silas, Sasha	90.00		
177437	05/10/2022	Simmons, Katie	0 QTR 3 2021-22	RVA INTERNET REIMBURSEMENT	90.00	99 E 600 358 221200 360	05/10/2022
				Totals for Simmons, Katie	90.00		
177438	05/10/2022	Simonson, Kimberly	0 QTR 3 2021-22	RVA INTERNET REIMBURSEMENT	90.00	99 E 600 358 221200 360	05/10/2022
				Totals for Simonson, Kimberly	90.00		
177439	05/10/2022	Skeens, Samantha	0 QTR 3 2021-22	RVA INTERNET REIMBURSEMENT	90.00	99 E 600 358 221200 360	05/10/2022
				Totals for Skeens, Samantha	90.00		
177440	05/10/2022	Skofronick, Trish	0 QTR 3 2021-22	RVA INTERNET REIMBURSEMENT	90.00	99 E 600 358 221200 360	05/10/2022
				Totals for Skofronick, Trish	90.00		
177441	05/10/2022	Slaugh, Meghann	0 QTR 3 2021-22	RVA INTERNET REIMBURSEMENT	90.00	99 E 600 358 221200 360	05/10/2022
				Totals for Slaugh, Meghann	90.00		
177442	05/10/2022	Smith, Janelle	0 QTR 3 2021-22	RVA INTERNET REIMBURSEMENT	90.00	99 E 600 358 221200 360	05/10/2022
				Totals for Smith, Janelle	90.00		
177443	05/10/2022	Smith, Jennifer	0 QTR 3 2021-22	RVA INTERNET REIMBURSEMENT	90.00	99 E 600 358 221200 360	05/10/2022
				Totals for Smith, Jennifer	90.00		
177444	05/10/2022	Smith, Karen	0 QTR 3 2021-22	RVA INTERNET REIMBURSEMENT	90.00	99 E 600 358 221200 360	05/10/2022
				Totals for Smith, Karen	90.00		
177445	05/10/2022	Smith, Rhonda	0 QTR 3 2021-22	RVA INTERNET REIMBURSEMENT	90.00	99 E 600 358 221200 360	05/10/2022
				Totals for Smith, Rhonda	90.00		
177446	05/10/2022	Snider, Elyse	0 QTR 3 2021-22	RVA INTERNET REIMBURSEMENT	90.00	99 E 600 358 221200 360	05/10/2022
				Totals for Snider, Elyse	90.00		
177447	05/10/2022	Snyder, Cherylee	0 QTR 3 2021-22	RVA INTERNET REIMBURSEMENT	90.00	99 E 600 358 221200 360	05/10/2022
				Totals for Snyder, Cherylee	90.00		
177448	05/10/2022	Soderberg, Kristin	0 QTR 3 2021-22	RVA INTERNET REIMBURSEMENT	90.00	99 E 600 358 221200 360	05/10/2022
				Totals for Soderberg, Kristin	90.00		
177449	05/10/2022	Sova, Gwen	0 QTR 3 2021-22	RVA INTERNET REIMBURSEMENT	90.00	99 E 600 358 221200 360	05/10/2022
				Totals for Sova, Gwen	90.00		
177450	05/10/2022	Sova, Kenneth	0 QTR 3 2021-22	RVA INTERNET REIMBURSEMENT	90.00	99 E 600 358 221200 360	05/10/2022
				Totals for Sova, Kenneth	90.00		
177451	05/10/2022	Spatz, Amanda	0 QTR 3 2021-22	RVA INTERNET REIMBURSEMENT	90.00	99 E 600 358 221200 360	05/10/2022
				Totals for Spatz, Amanda	90.00		
177452	05/10/2022	Spaulding, Katy	0 QTR 3 2021-22	RVA INTERNET REIMBURSEMENT	90.00	99 E 600 358 221200 360	05/10/2022
				Totals for Spaulding, Katy	90.00		

CHECK #	CHECK DATE	VENDOR	PO	INVOICE #	DESCRIPTION	CHECK AMOUNT	ACCOUNT				POST DATE
							NUMBER	NUMBER	NUMBER	NUMBER	
177453	05/10/2022	Spychalla, Sara	0	QTR 3 2021-22	RVA INTERNET REIMBURSEMENT	90.00	99	E	600 358 221200 360	05/10/2022	
					Totals for Spychalla, Sara	90.00					
177454	05/10/2022	Stabenow, Heather	0	QTR 3 2021-22	RVA INTERNET REIMBURSEMENT	90.00	99	E	600 358 221200 360	05/10/2022	
					Totals for Stabenow, Heather	90.00					
177455	05/10/2022	Stage, Danielle	0	QTR 3 2021-22	RVA INTERNET REIMBURSEMENT	90.00	99	E	600 358 221200 360	05/10/2022	
					Totals for Stage, Danielle	90.00					
177456	05/10/2022	Stanek, Jeanie	0	QTR 3 2021-22	RVA INTERNET REIMBURSEMENT	90.00	99	E	600 358 221200 360	05/10/2022	
					Totals for Stanek, Jeanie	90.00					
177457	05/10/2022	Staplekamp, Sarah	0	QTR 3 2021-22	RVA INTERNET REIMBURSEMENT	90.00	99	E	600 358 221200 360	05/10/2022	
					Totals for Staplekamp, Sarah	90.00					
177458	05/10/2022	Starr, Joy	0	QTR 3 2021-22	RVA INTERNET REIMBURSEMENT	90.00	99	E	600 358 221200 360	05/10/2022	
					Totals for Starr, Joy	90.00					
177459	05/10/2022	Stauffer, Suzanne	0	QTR 3 2021-22	RVA INTERNET REIMBURSEMENT	90.00	99	E	600 358 221200 360	05/10/2022	
					Totals for Stauffer, Suzanne	90.00					
177460	05/10/2022	Stavish, Shawna	0	QTR 3 2021-22	RVA INTERNET REIMBURSEMENT	90.00	99	E	600 358 221200 360	05/10/2022	
					Totals for Stavish, Shawna	90.00					
177461	05/10/2022	Steele, Lisa	0	QTR 3 2021-22	RVA INTERNET REIMBURSEMENT	90.00	99	E	600 358 221200 360	05/10/2022	
					Totals for Steele, Lisa	90.00					
177462	05/10/2022	Steffen, Casey	0	QTR 3 2021-22	RVA INTERNET REIMBURSEMENT	90.00	99	E	600 358 221200 360	05/10/2022	
					Totals for Steffen, Casey	90.00					
177463	05/10/2022	Steinberger, Dina	0	QTR 3 2021-22	RVA INTERNET REIMBURSEMENT	90.00	99	E	600 358 221200 360	05/10/2022	
					Totals for Steinberger, Dina	90.00					
177464	05/10/2022	Steinhauer, Jacqueline	0	QTR 3 2021-22	RVA INTERNET REIMBURSEMENT	90.00	99	E	600 358 221200 360	05/10/2022	
					Totals for Steinhauer, Jacqueline	90.00					
177465	05/10/2022	Steldt, Nicole	0	QTR 3 2021-22	RVA INTERNET REIMBURSEMENT	90.00	99	E	600 358 221200 360	05/10/2022	
					Totals for Steldt, Nicole	90.00					
177466	05/10/2022	Stender, Amanda	0	QTR 3 2021-22	RVA INTERNET REIMBURSEMENT	90.00	99	E	600 358 221200 360	05/10/2022	
					Totals for Stender, Amanda	90.00					
177467	05/10/2022	Stepan, Katrina	0	QTR 3 2021-22	RVA INTERNET REIMBURSEMENT	90.00	99	E	600 358 221200 360	05/10/2022	
					Totals for Stepan, Katrina	90.00					
177468	05/10/2022	Stephenson, Jon	0	QTR 3 2021-22	RVA INTERNET REIMBURSEMENT	90.00	99	E	600 358 221200 360	05/10/2022	
					Totals for Stephenson, Jon	90.00					
177469	05/10/2022	Stewart, Veronica	0	QTR 3 2021-22	RVA INTERNET REIMBURSEMENT	90.00	99	E	600 358 221200 360	05/10/2022	
					Totals for Stewart, Veronica	90.00					
177470	05/10/2022	Stolp, Joni	0	QTR 3 2021-22	RVA INTERNET REIMBURSEMENT	90.00	99	E	600 358 221200 360	05/10/2022	
					Totals for Stolp, Joni	90.00					
177471	05/10/2022	Stoltenow, Anne	0	QTR 3 2021-22	RVA INTERNET REIMBURSEMENT	90.00	99	E	600 358 221200 360	05/10/2022	
					Totals for Stoltenow, Anne	90.00					
177472	05/10/2022	Street, Andrea	0	QTR 3 2021-22	RVA INTERNET REIMBURSEMENT	90.00	99	E	600 358 221200 360	05/10/2022	



CHECK #	CHECK DATE	VENDOR	PO INVOICE #	DESCRIPTION	CHECK AMOUNT	ACCOUNT	POST DATE
			NUMBER			NUMBER	
				Totals for Street, Andrea	90.00		
177473	05/10/2022	Streeter, Dannielle	0 QTR 3 2021-22	RVA INTERNET REIMBURSEMENT	90.00	99 E 600 358 221200 360	05/10/2022
				Totals for Streeter, Dannielle	90.00		
177474	05/10/2022	Strey, Kristy	0 QTR 3 2021-22	RVA INTERNET REIMBURSEMENT	90.00	99 E 600 358 221200 360	05/10/2022
				Totals for Strey, Kristy	90.00		
177475	05/10/2022	Strey-Hirt, Tammy	0 QTR 3 2021-22	RVA INTERNET REIMBURSEMENT	90.00	99 E 600 358 221200 360	05/10/2022
				Totals for Strey-Hirt, Tammy	90.00		
177476	05/10/2022	Sullenger, Ketrina	0 QTR 3 2021-22	RVA INTERNET REIMBURSEMENT	90.00	99 E 600 358 221200 360	05/10/2022
				Totals for Sullenger, Ketrina	90.00		
177477	05/10/2022	Sullivan, Nicole	0 QTR 3 2021-22	RVA INTERNET REIMBURSEMENT	90.00	99 E 600 358 221200 360	05/10/2022
				Totals for Sullivan, Nicole	90.00		
177478	05/10/2022	Sutton, John	0 QTR 3 2021-22	RVA INTERNET REIMBURSEMENT	90.00	99 E 600 358 221200 360	05/10/2022
				Totals for Sutton, John	90.00		
177479	05/10/2022	Swenson, Jesse	0 QTR 3 2021-22	RVA INTERNET REIMBURSEMENT	90.00	99 E 600 358 221200 360	05/10/2022
				Totals for Swenson, Jesse	90.00		
177480	05/10/2022	Swiecki, Christine	0 QTR 3 2021-22	RVA INTERNET REIMBURSEMENT	90.00	99 E 600 358 221200 360	05/10/2022
				Totals for Swiecki, Christine	90.00		
177481	05/10/2022	Symmank, Christina	0 QTR 3 2021-22	RVA INTERNET REIMBURSEMENT	90.00	99 E 600 358 221200 360	05/10/2022
				Totals for Symmank, Christina	90.00		
177482	05/10/2022	Talbert, Holli	0 QTR 3 2021-22	RVA INTERNET REIMBURSEMENT	90.00	99 E 600 358 221200 360	05/10/2022
				Totals for Talbert, Holli	90.00		
177483	05/10/2022	Tatro, Shane	0 QTR 3 2021-22	RVA INTERNET REIMBURSEMENT	90.00	99 E 600 358 221200 360	05/10/2022
				Totals for Tatro, Shane	90.00		
177484	05/10/2022	Taylor-Schaus, Kelly	0 QTR 3 2021-22	RVA INTERNET REIMBURSEMENT	90.00	99 E 600 358 221200 360	05/10/2022
				Totals for Taylor-Schaus, Kelly	90.00		
177485	05/10/2022	Teschner, Jamie	0 QTR 3 2021-22	RVA INTERNET REIMBURSEMENT	90.00	99 E 600 358 221200 360	05/10/2022
				Totals for Teschner, Jamie	90.00		
177486	05/10/2022	Tessmer, Jessica	0 QTR 3 2021-22	RVA INTERNET REIMBURSEMENT	90.00	99 E 600 358 221200 360	05/10/2022
				Totals for Tessmer, Jessica	90.00		
177487	05/10/2022	Thalaker, Brent	0 QTR 3 2021-22	RVA INTERNET REIMBURSEMENT	90.00	99 E 600 358 221200 360	05/10/2022
				Totals for Thalaker, Brent	90.00		
177488	05/10/2022	Thill, Micah	0 QTR 3 2021-22	RVA INTERNET REIMBURSEMENT	90.00	99 E 600 358 221200 360	05/10/2022
				Totals for Thill, Micah	90.00		
177489	05/10/2022	Thilmany, Trisha	0 QTR 3 2021-22	RVA INTERNET REIMBURSEMENT	90.00	99 E 600 358 221200 360	05/10/2022
				Totals for Thilmany, Trisha	90.00		
177490	05/10/2022	Thompson, Christopher	0 QTR 3 2021-22	RVA INTERNET REIMBURSEMENT	90.00	99 E 600 358 221200 360	05/10/2022
				Totals for Thompson, Christopher	90.00		
177491	05/10/2022	Thompson, Mandy	0 QTR 3 2021-22	RVA INTERNET REIMBURSEMENT	90.00	99 E 600 358 221200 360	05/10/2022
				Totals for Thompson, Mandy	90.00		

CHECK #	CHECK DATE	VENDOR	PO INVOICE #	DESCRIPTION	CHECK AMOUNT	ACCOUNT	POST DATE
			NUMBER			NUMBER	
177492	05/10/2022	Thums, Kelly	0 QTR 3 2021-22	RVA INTERNET REIMBURSEMENT	90.00	99 E 600 358 221200 360	05/10/2022
				Totals for Thums, Kelly	90.00		
177493	05/10/2022	Thurber, Rebekah	0 QTR 3 2021-22	RVA INTERNET REIMBURSEMENT	90.00	99 E 600 358 221200 360	05/10/2022
				Totals for Thurber, Rebekah	90.00		
177494	05/10/2022	Tobola, Tricia	0 QTR 3 2021-22	RVA INTERNET REIMBURSEMENT	90.00	99 E 600 358 221200 360	05/10/2022
				Totals for Tobola, Tricia	90.00		
177495	05/10/2022	Todryk, Ronald	0 QTR 3 2021-22	RVA INTERNET REIMBURSEMENT	90.00	99 E 600 358 221200 360	05/10/2022
				Totals for Todryk, Ronald	90.00		
177496	05/10/2022	Tomashek, Andrew	0 QTR 3 2021-22	RVA INTERNET REIMBURSEMENT	90.00	99 E 600 358 221200 360	05/10/2022
				Totals for Tomashek, Andrew	90.00		
177497	05/10/2022	Tomkies, Gretchen	0 QTR 3 2021-22	RVA INTERNET REIMBURSEMENT	90.00	99 E 600 358 221200 360	05/10/2022
				Totals for Tomkies, Gretchen	90.00		
177498	05/10/2022	Torrence, Becky	0 QTR 3 2021-22	RVA INTERNET REIMBURSEMENT	90.00	99 E 600 358 221200 360	05/10/2022
				Totals for Torrence, Becky	90.00		
177499	05/10/2022	Torres Rodriguez, Rachel	0 QTR 3 2021-22	RVA INTERNET REIMBURSEMENT	90.00	99 E 600 358 221200 360	05/10/2022
				Totals for Torres Rodriguez, Rachel	90.00		
177500	05/10/2022	Townsend, Rachel	0 QTR 3 2021-22	RVA INTERNET REIMBURSEMENT	90.00	99 E 600 358 221200 360	05/10/2022
				Totals for Townsend, Rachel	90.00		
177501	05/10/2022	Trickle, Kevin	0 QTR 3 2021-22	RVA INTERNET REIMBURSEMENT	90.00	99 E 600 358 221200 360	05/10/2022
				Totals for Trickle, Kevin	90.00		
177502	05/10/2022	Tricker, Sam	0 QTR 3 2021-22	RVA INTERNET REIMBURSEMENT	90.00	99 E 600 358 221200 360	05/10/2022
				Totals for Tricker, Sam	90.00		
177503	05/10/2022	Trinastic, Joe	0 QTR 3 2021-22	RVA INTERNET REIMBURSEMENT	90.00	99 E 600 358 221200 360	05/10/2022
				Totals for Trinastic, Joe	90.00		
177504	05/10/2022	Tripp, Daryl	0 QTR 3 2021-22	RVA INTERNET REIMBURSEMENT	90.00	99 E 600 358 221200 360	05/10/2022
				Totals for Tripp, Daryl	90.00		
177505	05/10/2022	Turk, Amber	0 QTR 3 2021-22	RVA INTERNET REIMBURSEMENT	90.00	99 E 600 358 221200 360	05/10/2022
				Totals for Turk, Amber	90.00		
177506	05/10/2022	Turner, Deanna	0 QTR 3 2021-22	RVA INTERNET REIMBURSEMENT	90.00	99 E 600 358 221200 360	05/10/2022
				Totals for Turner, Deanna	90.00		
177507	05/10/2022	Tvedt, Sara	0 QTR 3 2021-22	RVA INTERNET REIMBURSEMENT	90.00	99 E 600 358 221200 360	05/10/2022
				Totals for Tvedt, Sara	90.00		
177508	05/10/2022	Uphill, Gina	0 QTR 3 2021-22	RVA INTERNET REIMBURSEMENT	90.00	99 E 600 358 221200 360	05/10/2022
				Totals for Uphill, Gina	90.00		
177509	05/10/2022	Urban, Kurt	0 QTR 3 2021-22	RVA INTERNET REIMBURSEMENT	90.00	99 E 600 358 221200 360	05/10/2022
				Totals for Urban, Kurt	90.00		
177510	05/10/2022	van Gorkom, Joshua	0 QTR 3 2021-22	RVA INTERNET REIMBURSEMENT	90.00	99 E 600 358 221200 360	05/10/2022
				Totals for van Gorkom, Joshua	90.00		
177511	05/10/2022	Van Laanen, Kathryn	0 QTR 3 2021-22	RVA INTERNET REIMBURSEMENT	90.00	99 E 600 358 221200 360	05/10/2022

CHECK #	CHECK DATE	VENDOR	PO NUMBER	INVOICE #	DESCRIPTION	CHECK AMOUNT	ACCOUNT		POST DATE
							NUMBER	NUMBER	
					Totals for Van Laanen, Kathryn	90.00			
177512	05/10/2022	Vanderpoole, Debra	0	QTR 3 2021-22	RVA INTERNET REIMBURSEMENT	90.00	99 E 600 358 221200 360		05/10/2022
					Totals for Vanderpoole, Debra	90.00			
177513	05/10/2022	VanderKooy, Denise	0	QTR 3 2021-22	RVA INTERNET REIMBURSEMENT	90.00	99 E 600 358 221200 360		05/10/2022
					Totals for VanderKooy, Denise	90.00			
177514	05/10/2022	Vande Hey, Melinda	0	QTR 3 2021-22	RVA INTERNET REIMBURSEMENT	90.00	99 E 600 358 221200 360		05/10/2022
					Totals for Vande Hey, Melinda	90.00			
177515	05/10/2022	Vandeleest, Molly	0	QTR 3 2021-22	RVA INTERNET REIMBURSEMENT	90.00	99 E 600 358 221200 360		05/10/2022
					Totals for Vandeleest, Molly	90.00			
177516	05/10/2022	Vateitei, Amanda	0	QTR 3 2021-22	RVA INTERNET REIMBURSEMENT	90.00	99 E 600 358 221200 360		05/10/2022
					Totals for Vateitei, Amanda	90.00			
177517	05/10/2022	Venet, Heidi	0	QTR 3 2021-22	RVA INTERNET REIMBURSEMENT	90.00	99 E 600 358 221200 360		05/10/2022
					Totals for Venet, Heidi	90.00			
177518	05/10/2022	Venzke, Catherine	0	QTR 3 2021-22	RVA INTERNET REIMBURSEMENT	90.00	99 E 600 358 221200 360		05/10/2022
					Totals for Venzke, Catherine	90.00			
177519	05/10/2022	Versch, Lauren	0	QTR 3 2021-22	RVA INTERNET REIMBURSEMENT	90.00	99 E 600 358 221200 360		05/10/2022
					Totals for Versch, Lauren	90.00			
177520	05/10/2022	Voelz, Denise	0	QTR 3 2021-22	RVA INTERNET REIMBURSEMENT	90.00	99 E 600 358 221200 360		05/10/2022
					Totals for Voelz, Denise	90.00			
177521	05/10/2022	Voigt, Jolene	0	QTR 3 2021-22	RVA INTERNET REIMBURSEMENT	90.00	99 E 600 358 221200 360		05/10/2022
					Totals for Voigt, Jolene	90.00			
177522	05/10/2022	Von Rueden, Katie	0	QTR 3 2021-22	RVA INTERNET REIMBURSEMENT	90.00	99 E 600 358 221200 360		05/10/2022
					Totals for Von Rueden, Katie	90.00			
177523	05/10/2022	Wagenaar, Tracie	0	QTR 3 2021-22	RVA INTERNET REIMBURSEMENT	90.00	99 E 600 358 221200 360		05/10/2022
					Totals for Wagenaar, Tracie	90.00			
177524	05/10/2022	Wagner, Sabrina	0	QTR 3 2021-22	RVA INTERNET REIMBURSEMENT	90.00	99 E 600 358 221200 360		05/10/2022
					Totals for Wagner, Sabrina	90.00			
177525	05/10/2022	Wagner, Sara	0	QTR 3 2021-22	RVA INTERNET REIMBURSEMENT	90.00	99 E 600 358 221200 360		05/10/2022
					Totals for Wagner, Sara	90.00			
177526	05/10/2022	Wallace, Julie	0	QTR 3 2021-22	RVA INTERNET REIMBURSEMENT	90.00	99 E 600 358 221200 360		05/10/2022
					Totals for Wallace, Julie	90.00			
177527	05/10/2022	Walter, Joely	0	QTR 3 2021-22	RVA INTERNET REIMBURSEMENT	90.00	99 E 600 358 221200 360		05/10/2022
					Totals for Walter, Joely	90.00			
177528	05/10/2022	Walther, Crystal	0	QTR 3 2021-22	RVA INTERNET REIMBURSEMENT	90.00	99 E 600 358 221200 360		05/10/2022
					Totals for Walther, Crystal	90.00			
177529	05/10/2022	Warren, Shinae	0	QTR 3 2021-22	RVA INTERNET REIMBURSEMENT	90.00	99 E 600 358 221200 360		05/10/2022
					Totals for Warren, Shinae	90.00			
177530	05/10/2022	Watkins, Avery	0	QTR 3 2021-22	RVA INTERNET REIMBURSEMENT	90.00	99 E 600 358 221200 360		05/10/2022
					Totals for Watkins, Avery	90.00			

CHECK #	CHECK DATE	VENDOR	PO INVOICE #	DESCRIPTION	CHECK AMOUNT	ACCOUNT	POST DATE
			NUMBER			NUMBER	
177531	05/10/2022	Watters, Randy	0 QTR 3 2021-22	RVA INTERNET REIMBURSEMENT	90.00	99 E 600 358 221200 360	05/10/2022
				Totals for Watters, Randy	90.00		
177532	05/10/2022	Wear, Jessica	0 QTR 3 2021-22	RVA INTERNET REIMBURSEMENT	90.00	99 E 600 358 221200 360	05/10/2022
				Totals for Wear, Jessica	90.00		
177533	05/10/2022	Weber Strauss, Noelle	0 QTR 3 2021-22	RVA INTERNET REIMBURSEMENT	90.00	99 E 600 358 221200 360	05/10/2022
				Totals for Weber Strauss, Noelle	90.00		
177534	05/10/2022	Wedemayer, Jessica	0 QTR 3 2021-22	RVA INTERNET REIMBURSEMENT	90.00	99 E 600 358 221200 360	05/10/2022
				Totals for Wedemayer, Jessica	90.00		
177535	05/10/2022	Wege, Amber	0 QTR 3 2021-22	RVA INTERNET REIMBURSEMENT	90.00	99 E 600 358 221200 360	05/10/2022
				Totals for Wege, Amber	90.00		
177536	05/10/2022	Weiler-Kops, Jenna	0 QTR 3 2021-22	RVA INTERNET REIMBURSEMENT	90.00	99 E 600 358 221200 360	05/10/2022
				Totals for Weiler-Kops, Jenna	90.00		
177537	05/10/2022	Welsh, Lauren	0 QTR 3 2021-22	RVA INTERNET REIMBURSEMENT	90.00	99 E 600 358 221200 360	05/10/2022
				Totals for Welsh, Lauren	90.00		
177538	05/10/2022	Wendt, Katie	0 QTR 3 2021-22	RVA INTERNET REIMBURSEMENT	90.00	99 E 600 358 221200 360	05/10/2022
				Totals for Wendt, Katie	90.00		
177539	05/10/2022	Weso, Ruth	0 QTR 3 2021-22	RVA INTERNET REIMBURSEMENT	90.00	99 E 600 358 221200 360	05/10/2022
				Totals for Weso, Ruth	90.00		
177540	05/10/2022	White, Hannah	0 QTR 3 2021-22	RVA INTERNET REIMBURSEMENT	90.00	99 E 600 358 221200 360	05/10/2022
				Totals for White, Hannah	90.00		
177541	05/10/2022	Whiting, Megan	0 QTR 3 2021-22	RVA INTERNET REIMBURSEMENT	90.00	99 E 600 358 221200 360	05/10/2022
				Totals for Whiting, Megan	90.00		
177542	05/10/2022	Whitinger, Sherry	0 QTR 3 2021-22	RVA INTERNET REIMBURSEMENT	90.00	99 E 600 358 221200 360	05/10/2022
				Totals for Whitinger, Sherry	90.00		
177543	05/10/2022	Wickersheim, Tina	0 QTR 3 2021-22	RVA INTERNET REIMBURSEMENT	90.00	99 E 600 358 221200 360	05/10/2022
				Totals for Wickersheim, Tina	90.00		
177544	05/10/2022	Wilder, Megan	0 QTR 3 2021-22	RVA INTERNET REIMBURSEMENT	90.00	99 E 600 358 221200 360	05/10/2022
				Totals for Wilder, Megan	90.00		
177545	05/10/2022	Wildman-Marsh, Ariane	0 QTR 3 2021-22	RVA INTERNET REIMBURSEMENT	90.00	99 E 600 358 221200 360	05/10/2022
				Totals for Wildman-Marsh, Ariane	90.00		
177546	05/10/2022	Williams, Nicole	0 QTR 3 2021-22	RVA INTERNET REIMBURSEMENT	90.00	99 E 600 358 221200 360	05/10/2022
				Totals for Williams, Nicole	90.00		
177547	05/10/2022	Williams, Nicole	0 QTR 3 2021-22	RVA INTERNET REIMBURSEMENT	90.00	99 E 600 358 221200 360	05/10/2022
				Totals for Williams, Nicole	90.00		
177548	05/10/2022	Williams, Peggy	0 QTR 3 2021-22	RVA INTERNET REIMBURSEMENT	90.00	99 E 600 358 221200 360	05/10/2022
				Totals for Williams, Peggy	90.00		
177549	05/10/2022	Winkel, Angela	0 QTR 3 2021-22	RVA INTERNET REIMBURSEMENT	90.00	99 E 600 358 221200 360	05/10/2022
				Totals for Winkel, Angela	90.00		
177550	05/10/2022	Winters, Janessa	0 QTR 3 2021-22	RVA INTERNET REIMBURSEMENT	90.00	99 E 600 358 221200 360	05/10/2022

CHECK #	CHECK DATE	VENDOR	PO INVOICE #	DESCRIPTION	CHECK AMOUNT	ACCOUNT	POST DATE
			NUMBER			NUMBER	
				Totals for Winters, Janessa	90.00		
177551	05/10/2022	Witt, Laura	0 QTR 3 2021-22	RVA INTERNET REIMBURSEMENT	90.00	99 E 600 358 221200 360	05/10/2022
				Totals for Witt, Laura	90.00		
177552	05/10/2022	Wocelka, Nicole	0 QTR 3 2021-22	RVA INTERNET REIMBURSEMENT	90.00	99 E 600 358 221200 360	05/10/2022
				Totals for Wocelka, Nicole	90.00		
177553	05/10/2022	Woelfel, Jon	0 QTR 3 2021-22	RVA INTERNET REIMBURSEMENT	90.00	99 E 600 358 221200 360	05/10/2022
				Totals for Woelfel, Jon	90.00		
177554	05/10/2022	Woelfel, Stacy	0 QTR 3 2021-22	RVA INTERNET REIMBURSEMENT	90.00	99 E 600 358 221200 360	05/10/2022
				Totals for Woelfel, Stacy	90.00		
177555	05/10/2022	Wojan, Jamie	0 QTR 3 2021-22	RVA INTERNET REIMBURSEMENT	90.00	99 E 600 358 221200 360	05/10/2022
				Totals for Wojan, Jamie	90.00		
177556	05/10/2022	Wojciechowski, Crystal	0 QTR 3 2021-22	RVA INTERNET REIMBURSEMENT	90.00	99 E 600 358 221200 360	05/10/2022
				Totals for Wojciechowski, Crystal	90.00		
177557	05/10/2022	Wolfe, Jessica	0 QTR 3 2021-22	RVA INTERNET REIMBURSEMENT	90.00	99 E 600 358 221200 360	05/10/2022
				Totals for Wolfe, Jessica	90.00		
177558	05/10/2022	Wolosek, Angela	0 QTR 3 2021-22	RVA INTERNET REIMBURSEMENT	90.00	99 E 600 358 221200 360	05/10/2022
				Totals for Wolosek, Angela	90.00		
177559	05/10/2022	Wundrow, Jennifer	0 QTR 3 2021-22	RVA INTERNET REIMBURSEMENT	90.00	99 E 600 358 221200 360	05/10/2022
				Totals for Wundrow, Jennifer	90.00		
177560	05/10/2022	Xiong, Mai	0 QTR 3 2021-22	RVA INTERNET REIMBURSEMENT	90.00	99 E 600 358 221200 360	05/10/2022
				Totals for Xiong, Mai	90.00		
177561	05/10/2022	Yank, Karl	0 QTR 3 2021-22	RVA INTERNET REIMBURSEMENT	90.00	99 E 600 358 221200 360	05/10/2022
				Totals for Yank, Karl	90.00		
177562	05/10/2022	Yellow, Elizabeth	0 QTR 3 2021-22	RVA INTERNET REIMBURSEMENT	90.00	99 E 600 358 221200 360	05/10/2022
				Totals for Yellow, Elizabeth	90.00		
177563	05/10/2022	Young, Virginia	0 QTR 3 2021-22	RVA INTERNET REIMBURSEMENT	90.00	99 E 600 358 221200 360	05/10/2022
				Totals for Young, Virginia	90.00		
177564	05/10/2022	Zagame, Rebecca	0 QTR 3 2021-22	RVA INTERNET REIMBURSEMENT	90.00	99 E 600 358 221200 360	05/10/2022
				Totals for Zagame, Rebecca	90.00		
177565	05/10/2022	Zawislan, Shane	0 QTR 3 2021-22	RVA INTERNET REIMBURSEMENT	90.00	99 E 600 358 221200 360	05/10/2022
				Totals for Zawislan, Shane	90.00		
177566	05/10/2022	Zillmer, Robin	0 QTR 3 2021-22	RVA INTERNET REIMBURSEMENT	90.00	99 E 600 358 221200 360	05/10/2022
				Totals for Zillmer, Robin	90.00		
177567	05/10/2022	Zimmerman, Aubry	0 QTR 3 2021-22	RVA INTERNET REIMBURSEMENT	90.00	99 E 600 358 221200 360	05/10/2022
				Totals for Zimmerman, Aubry	90.00		
177568	05/10/2022	Zimmerman, Destiny	0 QTR 3 2021-22	RVA INTERNET REIMBURSEMENT	90.00	99 E 600 358 221200 360	05/10/2022
				Totals for Zimmerman, Destiny	90.00		
177569	05/10/2022	Zimmerman, Jordan	0 QTR 3 2021-22	RVA INTERNET REIMBURSEMENT	90.00	99 E 600 358 221200 360	05/10/2022
				Totals for Zimmerman, Jordan	90.00		

CHECK #	CHECK DATE	VENDOR	PO INVOICE #	DESCRIPTION	CHECK AMOUNT	ACCOUNT	POST DATE
			NUMBER			NUMBER	
177570	05/10/2022	Zodrow - McElroy, Lisa	0 QTR 3 2021-22	RVA INTERNET REIMBURSEMENT	90.00	99 E 600 358 221200 360	05/10/2022
				Totals for Zodrow - McElroy, Lisa	90.00		
177571	05/10/2022	Zubella, Sheri	0 QTR 3 2021-22	RVA INTERNET REIMBURSEMENT	90.00	99 E 600 358 221200 360	05/10/2022
				Totals for Zubella, Sheri	90.00		
177572	05/10/2022	Zuniga, Joseph	0 QTR 3 2021-22	RVA INTERNET REIMBURSEMENT	90.00	99 E 600 358 221200 360	05/10/2022
				Totals for Zuniga, Joseph	90.00		
177573	05/10/2022	Zupke, Brian	0 QTR 3 2021-22	RVA INTERNET REIMBURSEMENT	90.00	99 E 600 358 221200 360	05/10/2022
				Totals for Zupke, Brian	90.00		
177574	05/10/2022	Zurn, Jen	0 QTR 3 2021-22	RVA INTERNET REIMBURSEMENT	90.00	99 E 600 358 221200 360	05/10/2022
				Totals for Zurn, Jen	90.00		
177575	05/10/2022	Zygarlicke, Nancy	0 QTR 3 2021-22	RVA INTERNET REIMBURSEMENT	90.00	99 E 600 358 221200 360	05/10/2022
				Totals for Zygarlicke, Nancy	90.00		
177576	05/11/2022	Ayyadhury, Shanthi	0 QTR 3 2021-22	RVA INTERNET REIMBURSEMENT	90.00	99 E 600 358 221200 360	05/11/2022
				Totals for Ayyadhury, Shanthi	90.00		
177577	05/11/2022	Fogarty, Maureen	0 QTR 3 2021-22	RVA INTERNET REIMBURSEMENT	90.00	99 E 600 358 221200 360	05/11/2022
				Totals for Fogarty, Maureen	90.00		
177578	05/11/2022	Gander, Tarrah	0 QTR 3 2021-22	RVA INTERNET REIMBURSEMENT	90.00	99 E 600 358 221200 360	05/11/2022
				Totals for Gander, Tarrah	90.00		
177579	05/11/2022	Gilbertson, Jennifer	0 QTR 3 2021-22	RVA INTERNET REIMBURSEMENT	90.00	99 E 600 358 221200 360	05/11/2022
				Totals for Gilbertson, Jennifer	90.00		
177580	05/11/2022	Hainz, Heather	0 QTR 3 2021-22	RVA INTERNET REIMBURSEMENT	90.00	99 E 600 358 221200 360	05/11/2022
				Totals for Hainz, Heather	90.00		
177581	05/11/2022	Hamm, Julie	0 QTR 3 2021-22	RVA INTERNET REIMBURSEMENT	90.00	99 E 600 358 221200 360	05/11/2022
				Totals for Hamm, Julie	90.00		
177582	05/11/2022	Heier, Beth	0 QTR 3 2021-22	RVA INTERNET REIMBURSEMENT	90.00	99 E 600 358 221200 360	05/11/2022
				Totals for Heier, Beth	90.00		
177583	05/11/2022	Heinzen, Samantha	0 QTR 3 2021-22	RVA INTERNET REIMBURSEMENT	90.00	99 E 600 358 221200 360	05/11/2022
				Totals for Heinzen, Samantha	90.00		
177584	05/11/2022	Isaacson, Jason	0 QTR 3 2021-22	RVA INTERNET REIMBURSEMENT	90.00	99 E 600 358 221200 360	05/11/2022
				Totals for Isaacson, Jason	90.00		
177585	05/11/2022	Kadolph, Amylea	0 QTR 3 2021-22	RVA INTERNET REIMBURSEMENT	90.00	99 E 600 358 221200 360	05/11/2022
				Totals for Kadolph, Amylea	90.00		
177586	05/11/2022	Kovach, Lisa	0 QTR 3 2021-22	RVA INTERNET REIMBURSEMENT	90.00	99 E 600 358 221200 360	05/11/2022
				Totals for Kovach, Lisa	90.00		
177587	05/11/2022	Lacina, Tracy	0 QTR 3 2021-22	RVA INTERNET REIMBURSEMENT	90.00	99 E 600 358 221200 360	05/11/2022
				Totals for Lacina, Tracy	90.00		
177588	05/11/2022	Maskrey, Mary	0 QTR 3 2021-22	RVA INTERNET REIMBURSEMENT	90.00	99 E 600 358 221200 360	05/11/2022
				Totals for Maskrey, Mary	90.00		
177589	05/11/2022	Gamble, Kevin	0 5/11/22	GIRLS VARSITY SOFTBALL VS	80.00	10 E 400 310 162000 964	05/11/2022

CHECK #	CHECK DATE	VENDOR	PO INVOICE #	DESCRIPTION	CHECK AMOUNT	ACCOUNT	POST DATE
			NUMBER			NUMBER	
				RHINELANDER			
				Totals for Gamble, Kevin	80.00		
177590	05/11/2022	Knab, Brian	0 5/11/22	GIRLS VARSITY SOFTBALL VS	110.00	10 E 400 310 162000 964	05/11/2022
				RHINELANDER			
				Totals for Knab, Brian	110.00		
177591	05/11/2022	Milliren, Charles	0 5/11/22	GIRLS JV SOFTBALL VS RHINELANDER	50.00	10 E 400 310 162000 964	05/11/2022
				Totals for Milliren, Charles	50.00		
177592	05/11/2022	Wenzel, Leon	0 5/11/22	GIRLS JV SOFTBALL VS RHINELANDER	50.00	10 E 400 310 162000 964	05/11/2022
				Totals for Wenzel, Leon	50.00		
177593	05/11/2022	McDonald, Jessica	0 QTR 3 2021-22	RVA INTERNET REIMBURSEMENT	90.00	99 E 600 358 221200 360	05/11/2022
				Totals for McDonald, Jessica	90.00		
177594	05/11/2022	Nowobielski, Lore	0 QTR 3 2021-22	RVA INTERNET REIMBURSEMENT	90.00	99 E 600 358 221200 360	05/11/2022
				Totals for Nowobielski, Lore	90.00		
177595	05/11/2022	Ostenson, Savannah	0 QTR 3 2021-22	RVA INTERNET REIMBURSEMENT	90.00	99 E 600 358 221200 360	05/11/2022
				Totals for Ostenson, Savannah	90.00		
177596	05/11/2022	Payne, Sarah	0 QTR 3 2021-22	RVA INTERNET REIMBURSEMENT	90.00	99 E 600 358 221200 360	05/11/2022
				Totals for Payne, Sarah	90.00		
177597	05/11/2022	Pringle, Laura	0 QTR 3 2021-22	RVA INTERNET REIMBURSEMENT	90.00	99 E 600 358 221200 360	05/11/2022
				Totals for Pringle, Laura	90.00		
177598	05/11/2022	Riedy, Jessica	0 QTR 3 2021-22	RVA INTERNET REIMBURSEMENT	90.00	99 E 600 358 221200 360	05/11/2022
				Totals for Riedy, Jessica	90.00		
177599	05/11/2022	Snyder, Heather	0 QTR 3 2021-22	RVA INTERNET REIMBURSEMENT	90.00	99 E 600 358 221200 360	05/11/2022
				Totals for Snyder, Heather	90.00		
177600	05/11/2022	Van Ooyen, Jalen	0 QTR 3 2021-22	RVA INTERNET REIMBURSEMENT	90.00	99 E 600 358 221200 360	05/11/2022
				Totals for Van Ooyen, Jalen	90.00		
177601	05/11/2022	Weber, Kayla	0 QTR 3 2021-22	RVA INTERNET REIMBURSEMENT	90.00	99 E 600 358 221200 360	05/11/2022
				Totals for Weber, Kayla	90.00		
177602	05/11/2022	Wilkes, Jennifer	0 QTR 3 2021-22	RVA INTERNET REIMBURSEMENT	90.00	99 E 600 358 221200 360	05/11/2022
				Totals for Wilkes, Jennifer	90.00		
177603	05/11/2022	Medford Area Public School Dis	0 05/13/22 Payrol		653,494.77	10 A 000 000 711100 000	05/11/2022
				Totals for Medford Area Public School Di	653,494.77		
177604	05/12/2022	Aanonsen, Don	0 5/12/22	GIRLS VARSITY SOFTBALL VS MOSINEE	80.00	10 E 400 310 162000 964	05/12/2022
				Totals for Aanonsen, Don	80.00		
177605	05/12/2022	Baker, Ty	0 5/12/22	GIRLS JV2 SOFTBALL VS MOSINEE	50.00	10 E 400 310 162000 964	05/12/2022
177605	05/12/2022	Baker, Ty	0 5/12/22	GIRLS JV SOFTBALL VS MOSINEE	50.00	10 E 400 310 162000 964	05/12/2022
				Totals for Baker, Ty	100.00		
177606	05/12/2022	Brooks, D Tran	0 5/12/22	MAMS 8TH GRADE SOFTBALL VS HORACE MANN	50.00	80 E 200 310 393000 964	05/12/2022
				Totals for Brooks, D Tran	50.00		

CHECK #	CHECK DATE	VENDOR	PO INVOICE #	DESCRIPTION	CHECK AMOUNT	ACCOUNT	POST DATE
			NUMBER			NUMBER	
177607	05/12/2022	Kirsten, Olaf	0 5/12/22	GIRLS VARSITY SOCCER VS MOSINEE	120.00	10 E 400 310 162000 965	05/12/2022
				Totals for Kirsten, Olaf	120.00		
177608	05/12/2022	Krause, Douglas	0 5/12/22	GIRLS VARSITY SOCCER VS MOSINEE	90.00	10 E 400 310 162000 965	05/12/2022
				Totals for Krause, Douglas	90.00		
177609	05/12/2022	Smith, Glenda	0 5/12/22	GIRLS VARSITY SOFTBALL VS MOSINEE	110.00	10 E 400 310 162000 964	05/12/2022
				Totals for Smith, Glenda	110.00		
177610	05/12/2022	Vaughter, Jeffrey	0 5/12/22	GIRLS VARSITY SOCCER VS MOSINEE	120.00	10 E 400 310 162000 965	05/12/2022
				Totals for Vaughter, Jeffrey	120.00		
177611	05/12/2022	Wenzel, Leon	0 5/12/22	GIRLS JV2 SOFTBALL VS MOSINEE	50.00	10 E 400 310 162000 964	05/12/2022
177611	05/12/2022	Wenzel, Leon	0 5/12/22	GIRLS JV SOFTBALL VS MOSINEE	50.00	10 E 400 310 162000 964	05/12/2022
				Totals for Wenzel, Leon	100.00		
177612	05/12/2022	WI SCTF	0 20220513ADDGA	T Lybert-5032775-\$211.00,B Wert-6063683-\$73.00,J Cliver-778717-\$200.00,T Swedlund-8232335-\$590.31	1,074.31	10 L 000 000 811680 000	05/12/2022
				Totals for WI SCTF	1,074.31		
177613	05/12/2022	The Bailiwick Venue LLC	0 1125	PROM RENTAL FRIDAY THROUGH SUNDAY AND RENTAL OF TABLE COVERINGS	673.50	21 E 400 411 120000 623	05/12/2022
				Totals for The Bailiwick Venue LLC	673.50		
177614	05/12/2022	Country Meats	0 343854	FFA SNACK STICKS	354.00	21 E 400 411 240000 444	05/12/2022
				Totals for Country Meats	354.00		
177615	05/12/2022	Eau Claire Children's Theatre	0 5/5/22	COSTUME RENTAL - THE MAN WHO CAME TO DINNER	124.00	21 E 400 411 120000 605	05/12/2022
				Totals for Eau Claire Children's Theatre	124.00		
177616	05/12/2022	Ewell Educational Services, IN	0 150-14479	FFA JUDGE CARD	20.00	21 E 400 411 240000 444	05/12/2022
				Totals for Ewell Educational Services, I	20.00		
177617	05/12/2022	Flowers by Laurie	0 557349	MASH CHOIR FLOWER ARRANGEMENTS	258.00	10 E 400 411 125400 000	05/12/2022
				Totals for Flowers by Laurie	258.00		
177618	05/12/2022	Medford Area Little League Ass	0 2021-22	HATS FOR MASH BASEBALL PLAYERS	684.00	10 E 400 411 162000 963	05/12/2022
				Totals for Medford Area Little League As	684.00		
177619	05/12/2022	Northwoods Embroidery & Screen	0 3651	FFA TSHIRTS	164.00	21 E 400 411 240000 444	05/12/2022
				Totals for Northwoods Embroidery & Scree	164.00		
177620	05/12/2022	Pinters Packing Plant Inc	0 026345	FFA PROCESSING OF 3 LAMB	312.00	21 E 400 411 240000 444	05/12/2022
177620	05/12/2022	Pinters Packing Plant Inc	0 026404	FFA PROCESSING OF BEEF	578.78	21 E 400 411 240000 444	05/12/2022
177620	05/12/2022	Pinters Packing Plant Inc	0 026755	FFA PROCESSING OF 3 PIGS	838.91	21 E 400 411 240000 444	05/12/2022
				Totals for Pinters Packing Plant Inc	1,729.69		
177621	05/12/2022	Quik Print	0 85368	MASH CHOIR AWARDS	34.10	10 E 400 324 125400 000	05/12/2022
				Totals for Quik Print	34.10		
177622	05/12/2022	T-Rox, LLC	0 4127	MAMS BOUNCE HOUSE RENTALS: 5/25/22	1,365.00	10 E 200 310 240000 000	05/12/2022



CHECK #	CHECK DATE	VENDOR	PO	INVOICE #	DESCRIPTION	CHECK AMOUNT	ACCOUNT				POST DATE		
			NUMBER	NUMBER			NUMBER	NUMBER	NUMBER				
177622	05/12/2022	T-Rox, LLC	0	4127	MAMS BOUNCE HOUSE RENTALS: 5/25/22	1,365.00	21	E	200	310	240000	272	05/12/2022
					Totals for T-Rox, LLC	2,730.00							
177623	05/12/2022	Tresona Multimedia LLC	0	382892	MASH CHOIR CUSTOM ARRANGEMENT: COME TOGETHER	180.00	10	E	400	411	125400	000	05/12/2022
					Totals for Tresona Multimedia LLC	180.00							
177624	05/12/2022	Wildwood Wildlife Park	0	5/20/22	MAES GRADE 3 FIELD TRIP	630.00	21	E	100	940	240000	010	05/12/2022
177624	05/12/2022	Wildwood Wildlife Park	0	5/20/22	MAES GRADE 3 FIELD TRIP	470.00	21	E	100	940	240000	085	05/12/2022
					Totals for Wildwood Wildlife Park	1,100.00							
177625	05/12/2022	WI School Music Assn	0	28647	MASH STATE CHOIR	211.25	10	E	400	940	125400	000	05/12/2022
					Totals for WI School Music Assn	211.25							
177626	05/12/2022	Wisconsin Dells High School	0	5/13/22	TRACK FEE	100.00	10	E	400	940	162000	967	05/12/2022
177626	05/12/2022	Wisconsin Dells High School	0	5/13/22	TRACK FEE	100.00	10	E	400	940	162000	966	05/12/2022
					Totals for Wisconsin Dells High School	200.00							
177627	05/13/2022	Blue Edge Energy, LLC	0	3494	APRIL NATURAL GAS	350.00	10	E	800	331	253000	000	05/13/2022
					Totals for Blue Edge Energy, LLC	350.00							
177628	05/13/2022	Central Wisconsin Publications	0	193642	DRAMA: THE MAN WHO CAME TO DINNER	386.25	10	E	400	351	122600	000	05/13/2022
177628	05/13/2022	Central Wisconsin Publications	0	193650	BOE/EMP/REFERENDUM	2,082.25	10	E	800	351	260000	000	05/13/2022
177628	05/13/2022	Central Wisconsin Publications	0	193661	FFA	134.50	21	E	400	351	240000	444	05/13/2022
					Totals for Central Wisconsin Publication	2,603.00							
177629	05/13/2022	CESA #10	0	2002200414	3 YR AHERA: INSPECT/REPORTING	636.00	10	E	800	386	253000	000	05/13/2022
					Totals for CESA #10	636.00							
177630	05/13/2022	City Of Medford	0	RENTAL	MAMS SHELTERS FOR 5TH & 6TH GRADE PICNICS	100.00	21	E	200	328	240000	272	05/13/2022
					Totals for City Of Medford	100.00							
177631	05/13/2022	Counseling Connection	0	MARCH	STUDENT SERVICES: KELLY, COURTNEY	140.00	10	E	800	310	221200	297	05/13/2022
177631	05/13/2022	Counseling Connection	0	4/19-4/29/22	KAITLYN DOJ GRANT	2,020.00	10	E	800	310	213000	698	05/13/2022
177631	05/13/2022	Counseling Connection	0	4/29-5/5/22	KAITLYN STUDENT SERVICES DPI	520.00	10	E	800	310	221200	297	05/13/2022
177631	05/13/2022	Counseling Connection	0	4/1/22	KELLY STUDENT SERVICES	80.00	10	E	800	310	221200	297	05/13/2022
177631	05/13/2022	Counseling Connection	0	4/18-4/25/22	COURTNEY STUDENT SERVICES	60.00	10	E	800	310	221200	297	05/13/2022
177631	05/13/2022	Counseling Connection	0	4/19-4/29/22	KAITLYN STUDENT SERVICES DPI	860.00	10	E	800	310	221200	297	05/13/2022
177631	05/13/2022	Counseling Connection	0	4/29-5/5/22	KAITLYN DOJ GRANT	1,320.00	10	E	800	310	213000	698	05/13/2022
177631	05/13/2022	Counseling Connection	0	APRIL	CARES: M. STONE, JACK, KELLY, M. BOWE, COURTNEY, DANIELLE	2,720.00	21	E	800	310	240000	182	05/13/2022
					Totals for Counseling Connection	7,720.00							
177632	05/13/2022	Feddick Snowplowing	0	2579	SNOWBLOWING	895.00	10	E	400	329	253000	000	05/13/2022
177632	05/13/2022	Feddick Snowplowing	0	2579	SNOWBLOWING	665.00	10	E	100	329	253000	000	05/13/2022
177632	05/13/2022	Feddick Snowplowing	0	2579	SNOWBLOWING	405.00	10	E	200	329	253000	000	05/13/2022
177632	05/13/2022	Feddick Snowplowing	0	2579	SNOWBLOWING	120.00	10	E	101	329	253000	000	05/13/2022
177632	05/13/2022	Feddick Snowplowing	0	2579	SNOWBLOWING	170.00	10	E	800	329	253000	000	05/13/2022

CHECK #	CHECK DATE	VENDOR	PO INVOICE #	DESCRIPTION	CHECK AMOUNT	ACCOUNT	POST DATE
			NUMBER			NUMBER	
Totals for Feddick Snowplowing					2,255.00		
177633	05/13/2022	GFL Environmental	0 UE0000181612	WASTE SERVICES: APRIL	716.16	10 E 400 324 253000 000	05/13/2022
177633	05/13/2022	GFL Environmental	0 UE0000181612	WASTE SERVICES: APRIL	742.34	10 E 100 324 253000 000	05/13/2022
177633	05/13/2022	GFL Environmental	0 UE0000181612	WASTE SERVICES: APRIL	444.66	10 E 101 324 253000 000	05/13/2022
177633	05/13/2022	GFL Environmental	0 UE0000181612	WASTE SERVICES: APRIL	689.46	10 E 200 324 253000 000	05/13/2022
Totals for GFL Environmental					2,592.62		
177634	05/13/2022	Gunderson Cleaners	0 04-050642	MASH BAND DRYCLEANING	1,206.00	10 E 400 310 125500 000	05/13/2022
177634	05/13/2022	Gunderson Cleaners	0 04-050643	MASH BAND DRYCLEANING	32.26	10 E 400 310 125500 000	05/13/2022
Totals for Gunderson Cleaners					1,238.26		
177635	05/13/2022	Jostens of Northern WI	0 606ANNIS-MDFD20	MASH GRADUATION 2022 HONOR TASSELS	427.85	10 E 400 411 240000 000	05/13/2022
Totals for Jostens of Northern WI					427.85		
177636	05/13/2022	Kwik Trip	0 8948386/8994924	FUEL	48.74	10 E 800 348 253000 000	05/13/2022
Totals for Kwik Trip					48.74		
177637	05/13/2022	Menard's	0 1637/1647	MAINT SUPPLIES	563.57	10 E 400 411 253000 000	05/13/2022
177637	05/13/2022	Menard's	0 309	TOTES	29.95	10 E 800 411 221500 000	05/13/2022
Totals for Menard's					593.52		
177638	05/13/2022	Performance Timing, LLC	0 1251	MASH TRACK TIMING	475.00	10 E 400 310 162000 967	05/13/2022
177638	05/13/2022	Performance Timing, LLC	0 1251	MASH TRACK TIMING	475.00	10 E 400 310 162000 966	05/13/2022
Totals for Performance Timing, LLC					950.00		
177639	05/13/2022	RMM Solutions	0 121114	MAY	349.00	10 E 800 360 295000 000	05/13/2022
Totals for RMM Solutions					349.00		
177640	05/13/2022	Roder, Debbi	0 5/2/22	ALTERATIONS FOR CHOIR	60.00	10 E 400 324 125400 000	05/13/2022
Totals for Roder, Debbi					60.00		
177641	05/13/2022	S & A Trophy	0 42325	RETIREMENT PLATES	344.85	10 E 800 411 231000 000	05/13/2022
177641	05/13/2022	S & A Trophy	0 42330	RETIREMENT BRASS PLATES	28.38	10 E 800 411 231000 000	05/13/2022
Totals for S & A Trophy					373.23		
177642	05/13/2022	Sterling Water, Inc.	0 342X10060203	MEDFORD RVA WATER	368.80	99 E 600 411 221200 360	05/13/2022
177642	05/13/2022	Sterling Water, Inc.	0 342X10069006	MOSINEE RVA WATER	43.00	99 E 600 411 221200 360	05/13/2022
177642	05/13/2022	Sterling Water, Inc.	4002100119 342X10059106	open po	25.50	10 E 400 411 214000 000	05/13/2022
Totals for Sterling Water, Inc.					437.30		
177643	05/13/2022	Taylor Electric Cooperative	0 75601	SCHOOL FOREST: APRIL	71.07	10 E 800 336 253000 000	05/13/2022
Totals for Taylor Electric Cooperative					71.07		
177644	05/13/2022	Taylor County Highway Dept	0 3/26-4/22/22	SALT/SNOWPLOWING	1,237.76	10 E 400 324 253000 000	05/13/2022
177644	05/13/2022	Taylor County Highway Dept	0 3/26-4/22/22	SALT/SNOWPLOWING	1,237.75	10 E 100 324 253000 000	05/13/2022
177644	05/13/2022	Taylor County Highway Dept	0 3/26-4/22/22	SALT/SNOWPLOWING	412.58	10 E 101 324 253000 000	05/13/2022
177644	05/13/2022	Taylor County Highway Dept	0 3/26-4/22/22	SALT/SNOWPLOWING	1,237.75	10 E 200 324 253000 000	05/13/2022
Totals for Taylor County Highway Dept					4,125.84		
177645	05/13/2022	Taylor Family Care Clinic, L	0 34856	DOT PHYSICAL: B. KRUG	95.00	10 E 800 310 260000 000	05/13/2022
Totals for Taylor Family Care Clinic,					95.00		

CHECK #	CHECK DATE	VENDOR	PO INVOICE #	DESCRIPTION	CHECK AMOUNT	ACCOUNT	POST DATE
			NUMBER			NUMBER	
177646	05/13/2022	Tractor Supply Co	0 6035 3012 0574	AG SUPPLIES: APRIL	447.74	10 E 400 411 131000 000	05/13/2022
				Totals for Tractor Supply Co	447.74		
177647	05/13/2022	Tresona Multimedia LLC	0 382891	MASH CHOIR: CUSTOM ARRANGEMENT - WELCOME TO THE ROCK	270.00	10 E 400 411 125400 000	05/13/2022
				Totals for Tresona Multimedia LLC	270.00		
177648	05/13/2022	Verizon Wireless	0 9905123465	582944984-00001: 3/27-4/26/22	875.78	10 E 800 355 260000 000	05/13/2022
177648	05/13/2022	Verizon Wireless	0 9905123465	582944984-00001: 3/27-4/26/22	262.48	99 E 600 355 221000 360	05/13/2022
177648	05/13/2022	Verizon Wireless	0 9905123465	582944984-00001: 3/27-4/26/22	95.30	10 E 800 355 171000 000	05/13/2022
				Totals for Verizon Wireless	1,233.56		
177649	05/13/2022	WanRack LLC	0 13248	DATA LINES: MAY	442.50	10 E 800 360 295000 000	05/13/2022
				Totals for WanRack LLC	442.50		
177650	05/13/2022	WI State Laboratory Of Hygiene	0 711166	SB FIELD WELL	30.00	10 E 400 411 253000 000	05/13/2022
				Totals for WI State Laboratory Of Hygien	30.00		
177651	05/13/2022	Xcel Energy	0 52-6418442-5	SES ELECTRICITY: 3/29-4/27/22	1,427.33	10 E 800 336 253000 000	05/13/2022
				Totals for Xcel Energy	1,427.33		
177652	05/13/2022	Taylor County Moving for Cure	0 5/13/22	MAMS DONATION	100.00	21 E 200 411 240000 272	05/13/2022
				Totals for Taylor County Moving for Cure	100.00		
177653	05/13/2022	Baker, Ty	0 5/14/22	GIRLS JV SOCCER VS SHAWANO	50.00	10 E 400 310 162000 965	05/13/2022
				Totals for Baker, Ty	50.00		
177653	05/18/2022	Baker, Ty	0 5/14/22	GIRLS JV SOCCER VS SHAWANO	50.00-	10 E 400 310 162000 965	05/18/2022
				Totals for Baker, Ty	50.00-		
177654	05/13/2022	Hupf, Angela	0 5/14/22	GIRLS JV SOCCER VS SHAWANO	50.00	10 E 400 310 162000 965	05/13/2022
				Totals for Hupf, Angela	50.00		
177654	05/18/2022	Hupf, Angela	0 5/14/22	GIRLS JV SOCCER VS SHAWANO	50.00-	10 E 400 310 162000 965	05/18/2022
				Totals for Hupf, Angela	50.00-		
177655	05/16/2022	Brooks, D Tran	0 5/16/22	GIRLS JV2 SOFTBALL VS STEVENS POINT	110.00	10 E 400 310 162000 964	05/16/2022
				Totals for Brooks, D Tran	110.00		
177656	05/16/2022	Jorgensen, Matthew	0 5/16/22	GIRLS VARSITY SOFTBALL VS PHILLIPS	80.00	10 E 400 310 162000 964	05/16/2022
				Totals for Jorgensen, Matthew	80.00		
177657	05/16/2022	Kmosena, Steve	0 5/16/22	BOYS JV2 BASEBALL VS OWEN-WITHEE	120.00	10 E 400 310 162000 963	05/16/2022
				Totals for Kmosena, Steve	120.00		
177658	05/16/2022	Stacker, Jack	0 5/16/22	BOYS JV2 BASEBALL VS OWEN-WITHEE	120.00	10 E 400 310 162000 963	05/16/2022
				Totals for Stacker, Jack	120.00		
177659	05/16/2022	Totzke, Angela	0 5/16/22	GIRLS VARSITY SOFTBALL VS PHILLIPS	110.00	10 E 400 310 162000 964	05/16/2022
				Totals for Totzke, Angela	110.00		
177660	05/16/2022	Wenzel, Leon	0 5/16/22	GIRLS JV2 SOFTBALL VS STEVENS POINT	50.00	10 E 400 310 162000 964	05/16/2022
				Totals for Wenzel, Leon	50.00		

CHECK #	CHECK DATE	VENDOR	PO	INVOICE #	DESCRIPTION	CHECK AMOUNT	ACCOUNT	POST DATE
			NUMBER	NUMBER		NUMBER		
177661	05/17/2022	Matsche, Randy	0	5/17/22	GIRLS VARSITY SOCCER VS LAKELAND	90.00	10 E 400 310 162000 965	05/17/2022
					Totals for Matsche, Randy	90.00		
177662	05/17/2022	Wendolek, Joe	0	5/17/22	GIRLS VARSITY SOCCER VS LAKELAND	120.00	10 E 400 310 162000 965	05/17/2022
					Totals for Wendolek, Joe	120.00		
177663	05/17/2022	Wenzel, Leon	0	5/17/22	MAMS 8TH GRADE SOFTBALL VS DC EVEREST	50.00	80 E 200 310 393000 964	05/17/2022
					Totals for Wenzel, Leon	50.00		
177664	05/17/2022	Wesle, Allie	0	5/17/22	MAMS 8TH GRADE SOFTBALL VS DC EVEREST	50.00	80 E 200 310 393000 964	05/17/2022
					Totals for Wesle, Allie	50.00		
177665	05/17/2022	Worth, E	0	5/17/22	GIRLS VARSITY SOCCER VS LAKELAND	90.00	10 E 400 310 162000 965	05/17/2022
					Totals for Worth, E	90.00		
177666	05/18/2022	Advance Auto Parts	0	1172863	MASH AUTO SHOP SUPPLIES: CASH WASH, PRIME GUARD	28.45	10 E 400 411 136000 000	05/18/2022
					Totals for Advance Auto Parts	28.45		
177667	05/18/2022	American Time & Signal Company	8012100106	856368	2021-2022 District Clock Repairs	181.52	10 E 200 324 253000 000	05/18/2022
					Totals for American Time & Signal Compan	181.52		
177668	05/18/2022	American Welding & Gas	4002100164	08434059	open po	183.42	10 E 400 411 136000 000	05/18/2022
					Totals for American Welding & Gas	183.42		
177669	05/18/2022	Ampro Data Services	2002100268	C86233	Library Technology	1,818.24	10 E 200 482 222200 031	05/18/2022
177669	05/18/2022	Ampro Data Services	8002100220	C86224	Software management subscription	212.16	10 E 800 360 295000 000	05/18/2022
					Totals for Ampro Data Services	2,030.40		
177670	05/18/2022	Breeze Tunes Productions	0	2021-196	PREVIOUSLY ARRANGED TITLE/CHANGE FEE/VOCAL REHERSAL: WELCOME TO THE ROCK/COME TOGETHER	950.00	10 E 400 411 125400 000	05/18/2022
177670	05/18/2022	Breeze Tunes Productions	0	2021-198	PREVIOUSLY ARRANGED: ONE LAST PRAYER	375.00	10 E 400 411 125400 000	05/18/2022
177670	05/18/2022	Breeze Tunes Productions	0	2021-207	PRECIOUSLY ARRANGED TITLE/VOCAL REHEARSAL: BOULEVARD OF BROKEN DREAMS	475.00	10 E 400 411 125400 000	05/18/2022
					Totals for Breeze Tunes Productions	1,800.00		
177671	05/18/2022	Camcor, Inc.	3002100219	2527956	G1 Headphones	2,298.95	10 E 100 480 129300 000	05/18/2022
					Totals for Camcor, Inc.	2,298.95		
177672	05/18/2022	CESA #10	0	0002200530	ADMINISTRATION	908.00	10 E 800 386 299000 000	05/18/2022
177672	05/18/2022	CESA #10	0	0002200530	VISION SERVICES \$1709.50 ORIENTATION AND MOBL \$1043.50	2,753.00	27 E 800 386 436670 019	05/18/2022
177672	05/18/2022	CESA #10	0	0002200530	HI SERVICES \$4781.25 ED AUDIO BASIC \$4908.75 ED AUDIOLOGY IEP SERVICE \$2832.50	12,522.50	27 E 800 386 436611 341	05/18/2022

CHECK #	CHECK DATE	VENDOR	PO INVOICE #	DESCRIPTION	CHECK AMOUNT	ACCOUNT	POST DATE
			NUMBER			NUMBER	
177672	05/18/2022	CESA #10	0 0002200530	EHS SERVICES	1,072.50	10 E 800 386 253000 000	05/18/2022
				Totals for CESA #10	17,256.00		
177673	05/18/2022	Chippewa Valley Sporting Goods	4012100115 260939	Open PO	621.76	10 E 400 411 162000 963	05/18/2022
				Totals for Chippewa Valley Sporting Good	621.76		
177674	05/18/2022	Complete Control Inc	8002100198 JC10136	Security Door upgrade	1,475.00	10 E 800 360 295000 000	05/18/2022
177674	05/18/2022	Complete Control Inc	8002100198 JC10188	Security Door upgrade	800.45	10 E 800 360 295000 000	05/18/2022
177674	05/18/2022	Complete Control Inc	8002100208 JC10142	Secured door upgrades MASH & MAES	2,475.00	10 E 800 360 295000 000	05/18/2022
177674	05/18/2022	Complete Control Inc	8002100208 JC10195	Secured door upgrades MASH & MAES	1,146.76	10 E 800 360 295000 000	05/18/2022
				Totals for Complete Control Inc	5,897.21		
177675	05/18/2022	EAI Education	1002100150 INV1164341	number sense math activities and manipulatives	23.95	10 E 101 411 110000 000	05/18/2022
				Totals for EAI Education	23.95		
177676	05/18/2022	Feed My People Food Bank	0 518516	MEALS IN A BACKPACK	381.68	21 E 100 411 240000 050	05/18/2022
				Totals for Feed My People Food Bank	381.68		
177677	05/18/2022	Fourmens Farm Home	0 7264/3	MASH AG SUPPLIES	64.97	10 E 400 411 131000 000	05/18/2022
177677	05/18/2022	Fourmens Farm Home	4012100156 119508/3	Brush/Weed Trimmer/safety items	576.03	10 E 400 440 253000 000	05/18/2022
				Totals for Fourmens Farm Home	641.00		
177678	05/18/2022	Gunderson Cleaners, INC	0 04-050745	MASH BAND DRY CLEANING	603.00	10 E 400 310 125500 000	05/18/2022
				Totals for Gunderson Cleaners, INC	603.00		
177679	05/18/2022	Heid Music	2002100264 3034696	Band Supplies	43.99	10 E 200 411 125500 000	05/18/2022
177679	05/18/2022	Heid Music	2002100264 3035325	Band Supplies	64.98	10 E 200 411 125500 000	05/18/2022
177679	05/18/2022	Heid Music	2002100264 3037789	Band Supplies	56.00	10 E 200 411 125500 000	05/18/2022
177679	05/18/2022	Heid Music	4002100123 3022043	open po	19.99	10 E 400 411 125500 000	05/18/2022
				Totals for Heid Music	184.96		
177680	05/18/2022	Horst Distributing Inc	4012100152 95976-000	Baseball/Softball Drying Agent	655.00	10 E 400 411 254200 000	05/18/2022
				Totals for Horst Distributing Inc	655.00		
177681	05/18/2022	James Williams Jr High	0 5/19/22	MAMS TRACK FEE	150.00	80 E 200 940 393000 966	05/18/2022
177681	05/18/2022	James Williams Jr High	0 5/19/22	MAMS TRACK FEE	150.00	80 E 200 940 393000 967	05/18/2022
				Totals for James Williams Jr High	300.00		
177682	05/18/2022	Jean M Thompsen Memorial Libra	0 DONATION	ROPE HOP DONATION FOR NICOLE BUECHEL'S GAZEBO	1,856.00	21 E 101 411 240000 130	05/18/2022
				Totals for Jean M Thompsen Memorial Libr	1,856.00		
177683	05/18/2022	Jones School Supply Co, Inc	1002100166 1867304	Award Pins	30.80	10 E 101 411 110000 000	05/18/2022
				Totals for Jones School Supply Co, Inc	30.80		
177684	05/18/2022	JW Pepper & Sons, Inc.	2002100139 364250941	open po	42.08	10 E 200 411 125400 000	05/18/2022
177684	05/18/2022	JW Pepper & Sons, Inc.	4002100124 364252738	open po	75.00	10 E 400 411 125500 000	05/18/2022
177684	05/18/2022	JW Pepper & Sons, Inc.	4002100124 364257559	open po	40.00	10 E 400 411 125500 000	05/18/2022
				Totals for JW Pepper & Sons, Inc.	157.08		
177685	05/18/2022	Lakeshore Learning Materials	8002100214 815987041922	English Language Learner Games	173.63	10 E 800 411 171000 000	05/18/2022

CHECK #	CHECK DATE	VENDOR	PO INVOICE #	DESCRIPTION	CHECK AMOUNT	ACCOUNT	POST DATE
			NUMBER			NUMBER	
				Library			
				Totals for Lakeshore Learning Materials	173.63		
177686	05/18/2022	Marshfield Book & Stationery	1002100162 361274	Consumables	185.06	10 E 101 411 110000 000	05/18/2022
177686	05/18/2022	Marshfield Book & Stationery	2002100266 361273	office chair replacements	1,335.00	10 E 200 440 240000 000	05/18/2022
177686	05/18/2022	Marshfield Book & Stationery	3002100214 361280	consumables	41.46	10 E 100 411 110000 000	05/18/2022
				Totals for Marshfield Book & Stationery	1,561.52		
177687	05/18/2022	Medford Motors Inc	0 91827	VAN #11 OIL CHANGE/INSPECTION	240.21	10 E 800 324 253000 000	05/18/2022
				Totals for Medford Motors Inc	240.21		
177688	05/18/2022	Medford Veterinary Clinic	0 406706	AG EUTHANASIA/CREMATION	86.00	10 E 400 310 131000 000	05/18/2022
				Totals for Medford Veterinary Clinic	86.00		
177689	05/18/2022	Mid-Wisconsin Beverage Inc	0 2839534	MASH: STUDENT VENDING	277.21	21 E 400 411 120000 610	05/18/2022
				Totals for Mid-Wisconsin Beverage Inc	277.21		
177690	05/18/2022	NCS Pearson, Inc.	0 17960963	BASC-3-Q-GLOBAL: ADIMISTRATION/REPORT	990.00	27 E 800 439 215000 341	05/18/2022
				Totals for NCS Pearson, Inc.	990.00		
177691	05/18/2022	Omega Laboratories Inc	0 22199 3-2022	STUDENT DRUG PANELS	19.00	10 E 800 310 219000 000	05/18/2022
				Totals for Omega Laboratories Inc	19.00		
177692	05/18/2022	Pawlowicz, Bruce	0 5/16/22	RETIREMENT CLOCKS: 13 CLOCKS	2,275.00	10 E 800 310 231000 000	05/18/2022
				Totals for Pawlowicz, Bruce	2,275.00		
177693	05/18/2022	Petty Cash	0 5/19/22	START UP CASH FOR TRACK CONSESSIONS	300.00	21 E 400 411 120000 620	05/18/2022
				Totals for Petty Cash	300.00		
177694	05/18/2022	Rhineland School District	0 5/20/22	GOLF FEE	125.00	10 E 400 940 162000 969	05/18/2022
				Totals for Rhineland School District	125.00		
177695	05/18/2022	Ronald Mcdonald House	0 5/16/22	POPTAB DONATION	33.40	21 E 100 411 240000 010	05/18/2022
				Totals for Ronald Mcdonald House	33.40		
177696	05/18/2022	S & A Trophy	0 42329	MASH BAND: TOP HONOR AWARDS	190.07	10 E 400 411 125500 000	05/18/2022
				Totals for S & A Trophy	190.07		
177697	05/18/2022	School Specialty, LLC	3002100218 208129812045	consumables	163.71	10 E 100 411 110000 000	05/18/2022
177697	05/18/2022	School Specialty, LLC	4002100145 208129826635	art supplies	151.41	10 E 400 411 121000 000	05/18/2022
				Totals for School Specialty, LLC	315.12		
177698	05/18/2022	The Sports Page	0 4/23/22	POST PROM RENTALS	1,900.00	21 E 400 411 120000 612	05/18/2022
				Totals for The Sports Page	1,900.00		
177699	05/18/2022	Streich Equipment Co.	2012100116 3877	MAMS Kitchen Equipment	470.00	50 E 800 551 257000 000	05/18/2022
				Totals for Streich Equipment Co.	470.00		
177700	05/18/2022	UniFirst	0 098 2247322	DO RUGS	24.80	10 E 800 324 253000 000	05/18/2022
				Totals for UniFirst	24.80		
177701	05/18/2022	WI FFA Center	0 267	FFA CONFERENCE FEE	235.00	21 E 400 940 240000 444	05/18/2022
				Totals for WI FFA Center	235.00		

CHECK #	CHECK DATE	VENDOR	PO INVOICE #	DESCRIPTION	CHECK AMOUNT	ACCOUNT	POST DATE
			NUMBER			NUMBER	
Totals for checks					2,323,476.98		

FUND SUMMARY

<u>FUND</u>	<u>DESCRIPTION</u>	<u>BALANCE SHEET</u>	<u>REVENUE</u>	<u>EXPENSE</u>	<u>TOTAL</u>
10	GENERAL FUND	1,499,428.84	0.00	351,385.80	1,850,814.64
21	GIFT FUND	0.00	816.86	22,748.38	23,565.24
27	SPECIAL EDUCATION FUND	145,756.04	0.00	24,069.56	169,825.60
50	FOOD SERVICE FUND	5,832.30	30.20	25,027.15	30,889.65
80	COMMUNITY SERVICE FUND	869.28	0.00	4,903.64	5,772.92
99	OTHER PKG/COOP PROGRAM FUNDS	107,750.08	0.00	134,858.85	242,608.93
***	Fund Summary Totals ***	1,759,636.54	847.06	562,993.38	2,323,476.98

\*\*\*\*\* End of report \*\*\*\*\*



**Policy Committee Meeting Notes  
May 11, 2022**

**2nd Reading**

RVA-JB – Equal Educational Opportunity

OK

**Motion to accept policy in 2<sup>nd</sup> reading (Dassow/Balsis) motion carried**

**1st Reading**

RVA-JE – Virtual School Attendance/Participation

Minor changes, page 2 check on what the “department”.

RVA-JEB – Entrance Age

Minor changes

RVA-JECBB – Transfer/Home-Based Students

Minor changes

RVA-JHG – Child Abuse/Neglect Reporting

Minor changes, check state statute to see if manufacturing involves other drugs.

**Consideration**

The next policy meeting will be held on **Wednesday, June 15, 2022.**

Separate policy meeting on June 8 specific to JBA-Student Harassment/Bullying.

# MEDFORD AREA PUBLIC SCHOOL DISTRICT SCHOOL BOARD POLICY HANDBOOK

May 11, 2022

## FIRST READING

Policy Code	Policy Title
RVA-JE	Virtual School Attendance/Participation
RVA-JEB	Entrance Age
RVA-JECBB	Transfer/Home-Based Students
RVA-JHG	Child Abuse/Neglect Reporting



- If the school board transfers or assigns a student, it shall notify the student's parent(s)/guardian(s) and the department (118.40 (8)(f)(g)).
- The parent(s)/guardian(s) of a student transferred to the student's resident school district may appeal the transfer to the department within 30 days after receipt of the notice to transfer.
- The department shall affirm the school board's decision unless the department finds that the decision was arbitrary or unreasonable.

Truancy also means intermittent attendance carried on for the purpose of defeating the intent of the state attendance statutes. The responsibility for regular school attendance of a student rests upon the child's parent(s)/guardian(s) or legal custodian(s).

In support of this responsibility, the RVA will extend all possible and appropriate modifications to assist in the successful participation in school for every student. The RVA Teacher will document contact time and maintain accurate attendance data. The RVA Administrator and Governance Board reserve the right to determine effective attendance rates and participation in the program. The RVA Administrator and Governance Board also reserves the right to enforce local attendance policies and dispositions up to and including dismissal of students from the RVA.

**CROSS REFERENCE:**

**LEGAL REFERENCE: §118.15 Compulsory School Attendance, 118.16 School Attendance Enforcement, & 118.40 (8)(g) Pupil's Failure to Participate**

**MEDFORD AREA PUBLIC SCHOOL DISTRICT  
RURAL VIRTUAL ACADEMY**

**DATE ADOPTED:** November 20, 2014    **FILE SECTOR:** RURAL VIRTUAL ACADEMY  
**DATE REVISED:** August 18, 2016    **POLICY TITLE:** ENTRANCE AGE  
**DATE REVISED:**

Children who meet the age requirements of this state shall be enrolled in pre-kindergarten, kindergarten and/or first grade at the beginning of the school year. Upon enrollment of a child in pre-kindergarten, kindergarten or first grade, required documents including but not limited to a birth certificate and immunization records, shall be submitted in accordance with state and federal law and board policy.

The RVA shall enroll in pre-kindergarten, kindergarten and first grade only those children who ~~have become~~ are four, five and six years of age respectively on or before September 1 in the year ~~he/she~~ they proposes to enter school. A child whose birthdate does not meet the date requirements may apply for early admission to pre-kindergarten, kindergarten or first grade. Applicants for early admission must meet the standards, conditions and procedures adopted by the RVA Governance Board and Wisconsin law.

The RVA shall enroll in 9th grade those students who have successfully completed through grade level promotions all prior grades levels. Applicants for advanced admission into 9th grade must meet the standards, condition, and procedures adopted by the RVA Governance Board.

Consortium district's have the right to refuse or accept applications for early entrance or grade level promotions based upon individual local school district policy and procedures.

**CROSS REFERENCE:**

**LEGAL REFERENCE:** §115.79, 118.14, 120.12, 252.04, Wis. Stats. PI 36.06 Wisconsin Administrative Code



If the applicant is open enrolled, or applying for early entrance to 9<sup>th</sup> grade in the RVA under open enrollment, ~~the Medford Area Public School District~~ MAPSD may approve the application and assign the student to either 9<sup>th</sup> grade or if the student is evaluated and found not ready, assign the student to the age or readiness appropriate grade level.

- A personal interview with the parent(s)/guardian(s) will be held with the RVA Administrator or designee to determine the reason(s) for requesting early or advanced admission of his/her ~~her~~ their child. Grade level teacher(s) and school student services personnel may also be involved with this interview. Pending consensus that early or advanced admission would be in the best interest of the child, early or advanced entrance into the RVA may be granted following the completion of a written application and personal interview.
- Should a consensus not be reached, or upon the request of the parent(s)/guardian(s), RVA Administrator or designees, appropriate screening programs, record requests or evaluations may be utilized to further determine academic, social, physical, and emotional readiness for school or grade level. These screeners, record requests and/or evaluations will be at no cost to the parent(s)/guardian(s).
- After the screening, review of appropriate records and/or formal evaluation has been completed; parent(s)/guardian(s) and RVA Administrator will meet and review recommendations. If there is no consensus in the recommendations, the RVA Administrator or designee will determine if the child is to be accepted for early or advanced admission.
- A parent(s)/guardian(s) may appeal the decision of the RVA Administrator or designee to the RVA Governance Board who will review the case and render a decision. The Governance Board's decision will be final.

RURAL VIRTUAL ACADEMY

APPLICATION FOR EARLY ADMISSION TO  
PRE-KINDERGARTEN/ KINDERGARTEN/ 1st GRADE/ 9th GRADE

Name: \_\_\_\_\_ Sex: \_\_\_\_\_ Birthdate: \_\_\_\_\_

Father's Name: \_\_\_\_\_

Mother's Name: \_\_\_\_\_

Address: \_\_\_\_\_

City/State: \_\_\_\_\_ Zip Code: \_\_\_\_\_

Telephone Numbers: Home Primary \_\_\_\_\_ Secondary: \_\_\_\_\_  
Work: \_\_\_\_\_

What is your resident school district? \_\_\_\_\_

*I am requesting that my child be permitted early admission to pre-kindergarten/ kindergarten/  
1st grade/ 9th grade. If requested, I give permission for my child to be evaluated and tested by  
a certified school psychologist and other school personnel, where appropriate, at no cost to me.*

Additionally, this is my reason for request: \_\_\_\_\_

\_\_\_\_\_  
\_\_\_\_\_  
\_\_\_\_\_

\_\_\_\_\_  
Signature of Parent(s)/Guardian(s)

\_\_\_\_\_  
Date

\_\_\_\_\_  
Signature of Parent(s)/Guardian(s)

\_\_\_\_\_  
Date

\_\_\_\_\_  
Signature of Principal

\_\_\_\_\_  
Date Received

(Attach any pertinent interview notes)

\_\_\_\_\_  
Date of interview







## **PLACEMENT OF HOME-BASED PRIVATE EDUCATIONAL PROGRAM TRANSFERS**

- Any student who has been in attendance in a Home-Based Private Educational Program, (hereafter referred to as HBPEP), for a period of ~~ninety~~ 90 days or more and seeks to enter or re-enter the RVA will be requested to furnish administration with the following documentation of the HBPEP:
  - A copy of the school calendar that verifies each school term of the HBPEP instruction consisted of at least the minimum prescribed by Wisconsin statutes.
  - Copies of the sequential curriculum that was taught in the mandated subject areas as prescribed by Wisconsin statutes.
  - Records of student performance for each course taken.

Upon receipt of any of the above documentation, school administration will place the student at the appropriate grade level. If school administration does not feel there is sufficient information upon which to base a placement, ~~he/she~~ **they** may administer an achievement test, the results of which shall be considered along with administration and/or counselor interviews in determining grade level placement.

- If parent(s)/guardian(s) appeal student placement based on the belief that the placement is inappropriate, the placement may be reviewed by the RVA Governance Board and that decision will be considered final by all parties.
- Courses taken while in a HBPEP shall be recorded on the student's permanent record as pass/fail only. Grades and grade point averages from HBPEP instruction will not be used in determining class standing or scholarship eligibility.

**CROSS REFERENCE:** RVA-JIA, RVA-JECBB-R, RVA-JECBD, RVA-JECBE, RVA-IKA, & RVA-IKF  
**LEGAL REFERENCE:** §118.33, 118.16, 118.165, 115.001(3)(g), 118.15, 118.30, 48.60, 118.14, and P.I. 18.





### Reporting and Follow-up Procedures:

- Any employee of the RVA who, in the performance of ~~his/her~~ **their** professional duties, either suspects or who has good reason to believe that child abuse/neglect has or will occur should, as soon as possible, contact, in person or by phone, the child's resident county human services department and inform the agency of the facts and circumstances contributing to the suspicion of child abuse or neglect or to a belief that abuse will occur. This may be done by the employee or in concert with an RVA administrator, ~~guidance~~ **school** counselor or school psychologist; however, it is clearly the legal obligation of the suspecting educator to make the referral. If no referral is made, ~~he or she is~~ **they are** legally responsible. The following information will be required:
  - Your name, position, relationship to the child, the school phone number.
  - Child's name, home address and age.
  - Parent(s)/guardian(s) name, address, work place, names and ages of siblings.
  - Description of suspected child abuse and neglect or the threat of child abuse or neglect, statements of the child, statements allegedly made by the child to others, and any surrounding circumstances and conditions in the home of which the reporter is aware.
- Concurrent with the submission of the referral, at the first available opportunity, the staff member will inform an RVA administrator, ~~guidance~~ **school** counselor or school psychologist of the referral.
- Any person reporting a case may also request an immediate investigation by ~~the sheriff or police department~~ **law enforcement** if the person has reason to suspect that the child's health or safety is in immediate danger.
- Any personal interview or physical inspection of the child shall be conducted in a professional manner; in the presence of at least one other staff member and in compliance with c.118.32, §948.50(2)(b) prohibiting strip searches.
- All district personnel will cooperate in every way possible during the course of the investigation by outside agencies and in providing appropriate assistance to the child involved.
- Any repeated suspicions involving the same child should follow the same procedure.
- Resolve doubts in reporting in favor of the child.



**MEDFORD AREA PUBLIC SCHOOL DISTRICT  
RURAL VIRTUAL ACADEMY**

**DATE ADOPTED: March 15, 2007**  
**DATE REVISED: October 26, 2009**  
**DATE REVISED: August 18, 2016**  
**DATE REVISED:**

**FILE SECTOR: RURAL VIRTUAL ACADEMY**  
**POLICY TITLE: EQUAL EDUCATIONAL  
OPPORTUNITY**

Rural Virtual Academy (RVA) is committed to equal educational opportunity for all students.

It is RVA policy, pursuant to state and federal laws, that no person, on the basis of sex, race, color, national origin, ancestry, creed, religion, pregnancy, marital or parental status, sexual orientation or physical, mental, emotional or learning disability may be denied admission to any school in the RVA or be denied participation in, be denied the benefits of or be discriminated against in any curricular, extracurricular, student services, recreational or other program.

Students who have been identified as having a disability, under Section 504 of the Rehabilitation Act or the Americans with Disabilities Act, shall be provided with reasonable accommodations in educational services or programs. Students may be considered disabled under this policy even if they are not covered under the Medford Area Public School District's (MAPSD) special education policies and procedures.

RVA shall provide for the reasonable accommodation of a student's sincerely held religious beliefs with regard to examinations and other academic requirements. Requests for accommodations shall be made in writing and approved by the RVA Administrator. Accommodations may include, but not limited to, exclusion from participation in an activity, alternative assignments, released time from school to participate in religious activities and opportunities to make up work missed due to religious observances. Any accommodations granted under this policy shall be provided to students without prejudicial effect.

It shall be the responsibility of the RVA Administrator or their designee to examine existing policies and develop new policies where needed to ensure that the RVA does not discriminate pursuant to federal and state law. The RVA Administrator or their designee shall ensure that an employee is designated annually to receive complaints filed under state laws and/or regulations Title IX of the Education Amendments, Section 504 of the Rehabilitation Act of 1973 and the Americans with Disabilities Act. That employee shall assure adoption of a complaint procedure to resolve complaints alleging violation of these laws and assure that an evaluation of the RVA's compliance with state law is completed in accordance with state regulations.

**CROSS REFERENCE:** **Medford Area Public School District Special Education Handbook**  
**LEGAL REFERENCE:** **Sec. 118.13, Wis. Stats, Department of Public Instruction (PI 9)**  
**Wis. Admin. Code, Title IX of the Education Amendments,**  
**Section 504 of the Rehabilitation Act of 1973, Title VI (Civil Rights Act**  
**of 1964), Americans with Disabilities Act of 1990 (ADA),**  
**Individuals with Disabilities Education Act (IDEA), and Civil Rights**  
**Act of 1991**



**MEDFORD AREA PUBLIC SCHOOL DISTRICT  
RURAL VIRTUAL ACADEMY**

**DATE ADOPTED: March 15, 2007**  
**DATE REVISED: October 26, 2009**  
**DATE REVISED: August 18, 2016**  
**DATE REVISED:**

**FILE SECTOR: RURAL VIRTUAL ACADEMY**  
**POLICY TITLE: EQUAL EDUCATIONAL  
OPPORTUNITY**

**STUDENT DISCRIMINATION COMPLAINT PROCEDURES**

If any person who either lives within the district boundaries of MAPSD or open enrolls to attend the RVA through MAPSD believes that the school district or any part of the school organization has inadequately applied the principles and/or regulations of Title VI, Title IX, Section 504, the Americans with Disabilities Act, or in some way discriminates on the basis of sex, race, color, national origin, ancestry, creed, religion, pregnancy, parental or marital status, sexual orientation, physical, learning, mental or emotional disability, they may bring forward a complaint to the district administrator at the district office, 124 W. State St. Medford, WI or contact them by telephone: 715-748-4620. If the complainant is uncomfortable with the district administrator acting as the discrimination officer, or if the district administrator is allegedly involved as a party to, or the focus of the complaint, the complainant may present the complaint to MAPSD Board of Education (BOE) president or their designee.

Persons belonging to RVA consortium districts outside of MAPSD will be referred to their resident district for compliance to local district policy and procedure for filing a complaint.

**INFORMAL PROCEDURE**

The person who believes they have a valid basis for complaint shall discuss the concern with the district administrator, who shall in turn investigate the complaint and reply to the complainant in writing within 20 school/business days. If this reply is not acceptable to the complainant, they may initiate formal procedures according to the steps listed.

**FORMAL COMPLAINT PROCEDURE**

Step I: A written statement of the complaint shall be prepared by the complainant and signed. This complaint shall be presented to the district administrator within 10 school/business days of receipt of the written reply to the informal complaint. The district administrator shall further investigate the matters of the complaint and reply in writing to the complainant within 15 school/business days. If the grievance begins at this step (I), the 10 days for district response shall instead be 25 school/business days. If the complainant is uncomfortable with the district administrator acting as the discrimination officer, or if the district administrator is allegedly involved as a party to, or the focus of the complaint, the complainant may present the complaint to MAPSD BOE president or their designee.

Step II: If the complainant wishes to appeal the decision of the district administrator, they may submit a signed statement of appeal to MAPSD BOE president or their designee within ten school/business days after receipt of the district administrator's response to the grievance. MAPSD BOE president or their designee shall meet with all parties involved, formulate a conclusion and respond in writing to the complaint within 15 school/business days.

Step III: If the complainant remains unsatisfied, they may appeal through a signed, written statement to the full MAPSD BOE within 10 school/business days of their receipt of MAPSD BOE president or their designee response to Step II. In an attempt to resolve the complaint, MAPSD BOE shall meet with the concerned parties and their representatives at the next regular MAPSD BOE meeting or within 20 school/business days of the receipt of such an appeal. A copy of MAPSD BOE's disposition of the appeal shall be sent by MAPSD BOE clerk to each concerned party within 15 school/business days of this meeting.

Step IV: The complainant shall be notified of the right to appeal a negative determination, by the board, within 30 days to the Department of Public Instruction, Equal Educational Opportunity Office.

### **COMPLAINT PROCEDURE - SPECIAL EDUCATION**

Discrimination complaints relating to the identification, evaluation, educational placement or the provision of free appropriate public education of a student with disabilities shall be processed in accordance with established appeal procedures outlined in MAPSD's special education handbook.

### **COMPLAINT PROCEDURE - FEDERAL PROGRAMS**

Discrimination complaints related to programs specifically governed by federal law or regulation shall be referred directly to the State Superintendent of Public Instruction.

### **MAINTENANCE OF COMPLAINT RECORDS**

The district administrator shall keep records of all formal and informal complaints for the purpose of documenting compliance and past practices. The records shall include information on all levels of the complaint and any appeals. The records shall include:

- Name of the complainant and their title or status.
- Date the complaint was filed.
- Specific allegation made and any corrective action requested by the complainant.
- Name(s) of the respondents.
- Levels of processing followed, and the resolution, date and decision-making authority at each level.
- Summary of facts and evidence presented by each party involved.
- Statement of the final resolution and the nature and date(s) of any corrective or remedial action taken.

### **DISSEMINATION OF DISCRIMINATION COMPLAINT PROCEDURES**

The adopted discrimination grievance procedures shall be disseminated to students, parent(s)/guardian(s), employees and others. The information shall be published in student, parent/guardian and staff handbooks and other appropriate times and places.