

**Medford Area Public School District
Regular Board of Education Meeting
Medford Area Public School District Office
Monday, September 26, 2022
6:00 p.m.**

This meeting will be accessible in person or via livestream at <https://www.medford.k12.wi.us/tv/>

Agenda

Roll Call

Pledge of Allegiance

Open Meeting Law Compliance

Period of Public Comment

Correspondence

1. MASH Student Council Report
2. Legislative Update
3. WASB Convention on January

Consent Agenda

Consideration of:

1. Approval of Agenda
2. Secretary's Report
 - a. Approval of the Regular Board of Education Meeting Minutes from August 23, 2021 and Annual Meeting Minutes
3. Treasurer's Report
4. Approval of Personnel Report
5. Approval of Medical Advisor for the 2022-23 School Year
6. Approval of Fundraising Calendar for 2022-23

Regular Business

1. Curriculum Connection: Playground Improvements (Strategic Goal 7: Infrastructure)
2. Strategic Goal 3: Review of the year's AODA activities, data collected, and upcoming year's plans
3. December Board Meeting Date
4. Holiday Celebration
5. Health Insurance
6. Wellness Program
7. Finance Committee Meeting Update
8. Back to school report
9. Consideration of Board Policy Adoption and Deletion:
 - a. For Second Reading Adoption: CB School District Administrator, CBD Administrators Compensation and Benefits, CBE Administrative Staff Development Opportunities, CBG Administrator Evaluation
 - b. For First Reading: CCB Line and Staff Relations, CCC Conflict of Interest (Nepotism) CE Administrative Councils, Cabinets and Committee, CF School Building Administration
 - c. Editorial Change: BHD Board Member Compensation and Expenses
 - d. Consideration/Review: Professional Staff Handbook-7.1 Leaves, Support Staff Handbook-7.1 Leaves

Adjourn

Copies of this agenda were sent to the Star News, WKEB/WIGM Radio, Medford Area Public Schools and posted at the District Office on Monday, September 19, 2022.

Mission: To ensure that all students learn.
Vision: We expect all students to learn at high levels. We will work collaboratively with colleagues, students and parents to challenge and support all individuals to achieve success.

Please Note:
The order of the agenda may change at the meeting.

Updated 9/16/2022

**Medford Area Public School District
Regular Board of Education Meeting
Medford Area Middle School
August 29, 2022**

The regular meeting of the Medford Area Public School District Board of Education was called to order by President Dave Fleegel, on Monday, August 29, 2022 at 6:40 p.m. in the District Office Board Room.

Roll Call

Roll call indicated that Board Members Dave Fleegel, Kurt Werner, Steve Deml, Brian Hallgren, Don Everhard, Corey Dassow, Aemus Balsis, and Jodi Nuernberger were present, District Administrator Pat Sullivan was present. Absent: John Zuleger

Pledge of Allegiance

Open Meeting Compliance

Dave Fleegel stated, "This meeting has been posted in accordance with the state open meeting law."

Period of Public Comment: None

Correspondence

1. Legislative Update: Pat Sullivan and Dave Fleegel both acknowledged how Senator Petrowski has been great to work with.
2. Recognitions/other: Laura Lundy announced that the Medford Public School District was awarded the Fast Forward Grant in the amount of \$50,000.00
3. WASB Convention will be held January 18-20, 2023. Reminder to board to let Nickie Gebert know if they will be attending for room reservations.

Consent Agenda

Motion (Deml/Everhard) to approve the consent agenda: Approval of Agenda; Secretary's Report; Approval of Regular Board of Education Meeting Minutes of July 22, 2022; Approval of Treasurer's Report; Personnel Reports, Approval of Foreign Exchange Students, Approval of the model for special education policies and procedures. Motion Passed.

Regular Business

1. **Taylor County Educator of the Month:** Kelly Williams was presented the Taylor Co Educator of the Month Award
2. **Back to school protocols:** Mindy S. gave an update on back to school protocols for COVID.
3. **Staffing:** Staffing update provided by administration
4. **Health Insurance Update:** Pat Sullivan gave an update on health insurance. Spectrum will be at the board meeting in September to give more details on the two carriers and their plans.
5. **FEMA Grant (Dome) Strategic Goal #7 Infrastructure:** Jordan Buss gave an update on the FEMA grant. The school district did not get selected for the grant at this time. Motion to give authorization to Jordan that we intend to reapply. (Hallgren/Deml) Motion passes
6. **Update on Finance Meeting:** Brian Hallgren gave an update from the finance meeting

- 7. Review of the Insurance Bid (GL, Property, Workers Comp, Crime, Cyber):**
Audra Brooks gave an update on our insurance bid. Recommendation from finance to accept the current bid. Motion passes
- 8. Approval of Line of Credit 2022-23:** Recommendation from finance and annual meeting to approve the line of credit for 2022-2023 (Dassow/Fleegel) motion passes
- 9. Consideration of Board Policy Adoption and Deletion:**
 - a. For Second Reading Adoption: RVA-JI Students Award and Scholarships, RVA-JIA WI Academic Excellence Higher Education Scholarship, RVA-JIB WI Technical Excellence Scholarship Program
 - b. For First Reading: CB School District Administrator, CBD Administrators Compensation and Benefits, CBE Administrative Staff Development Opportunities, CBG Administrator Evaluation
 - c. Consideration: JBA Page 4 Student Harassment/Bullying Complaint Procedures

Motion (from Policy) to approve second reading as presented. Motion carried.
Motion (Fleegel/Deml) to accept changes as presented to JBA. Motion carried.

Adjourn

Motion to adjourn (Balsis/Nuernberger) Motion carried
The meeting adjourned at 8:18 p.m.

Nicole Gebert
Recording secretary _____

Jodi Nuernberger
Clerk _____

MEDFORD AREA PUBLIC SCHOOL DISTRICT
Regular Board of Education Meeting
September 26, 2022

PERSONNEL REPORT

Resignations/Retirement/Termination:

Courtney Klingbeil/ MAMS Grade 7 Girls Basketball Coach*
Andy Poetzl/ MAMS Assistant Wrestling Coach*

Recommendations:

Jena Faber/ MAES Special Education Assistant
Wage: \$13.75/hour + Benefits, 7.5 hours per day, school days only effective TBD

Caleb Nowak/ MAMS Geography Bee Advisor
Salary: \$700.

Tia Weber/ Executive Assistant-Business Services
Wage: \$17.34 + benefits, 8 hours per day, 2,080 annual hours effective 10/3/22

Transfers:

Brenda Smola/ District Executive Assistant-Business Services to District SIS Coordinator
Effective 9/1/22

Tamara Pearson/MAES Special Education Asst/ 7.75 hours to 8 hours per day effective 9/1/22

Rachel Hackel/ MAES Remediation Assistant/ 7.5 hours to 7.75 hours per day effective 9/1/22

Amanda Wille/ MAES Healthroom Assistant/ 7.5 hours to 7.75 hours per day effective 9/1/22

Jamie Porath/ MAES Lunchroom/Office Asst/ 7.5 hours to 7.75 hours per day effective 9/1/22

Sherry Slocum/ SES Remediation Assistant/ 7.5 hours to 7 hours per day effective 9/8/22

Practicum Students / Student Teachers:

Kassandra Kellerman/ School Psych Practicum Student/ Tasha Mallak/ 9/17/22-12/13/22

Makenna Vatland/ School Psych Practicum Student/ Tate Hedtke/ Fall semester


Eli Bunkelman/ Internship-108 hours with Tech Department/ 9/12/22-9/23/22

Jillian Mahner/ MAES Early Childhood Practicum Student/ Libby Orth/ 9/1/22 - 12/12/22

Kaelee Rudolph/ MAES Early Childhood Practicum/ Stacy Leonard/ 9/1/22-12/12/22

* This release is contingent upon a suitable replacement being found, and/or upon acceptance of another coaching position.

All recommendations for new hires are contingent upon receipt of satisfactory results of criminal background check, pre-employment drug test, TB tests questionnaire and pre-employment physical.



Becky Goodrich <goodrbe@medford.k12.wi.us>

Fwd: School Basketball

1 message

Ryan Pilgrim <pilgrry@medford.k12.wi.us>

Wed, Sep 14, 2022 at 10:19 AM

To: "GOODRICH, BECKY" <GOODRBE@medford.k12.wi.us>

Resignation for 7th grade girls basketball. Please add this to the other coaching positions that need to be posted.

Thanks

----- Forwarded message -----

From: **Courtney Klingbeil** <cklingbeil@ymail.com>

Date: Wed, Sep 14, 2022 at 10:04 AM

Subject: Re: School Basketball

To: Ryan Pilgrim <pilgrry@medford.k12.wi.us>

Hi Ryan

Yes - I won't be coaching 7th grade. Thanks.

Courtney Klingbeil

On Sep 14, 2022, at 9:55 AM, Ryan Pilgrim <pilgrry@medford.k12.wi.us> wrote:

I am just trying to confirm your status for coaching girls middle school basketball. Can I assume that you will not be coaching 7th grade?

Thanks

--



Ryan Pilgrim

Activities Director, Medford Area School District

715-748-5951 | pilgrry@medford.k12.wi.us

1015 W Broadway Medford, WI 54451

Create your own email signature



Medford Area Public School District

124 West State Street
Medford, WI 54451-1771
Telephone: (715) 748-4620
Fax: (715) 748-6839

District Website: www.medford.k12.wi.us
E-mail: sullipa@medford.k12.wi.us

Pat Sullivan, District Administrator
Audra Brooks, Dir. of Business Services
Laura Lundy, Dir. of Curriculum and Instruction
Joseph Greget, Dir. of Spec. Ed. & Student Services

Medford Area School District Medical Advisor Agreement

2022-2023 School Year


The medical advisor will provide consultation and direction for the school district health concerns which include:

- Prescribe school stock auto-injector Epinephrine.
- Consultation on the district school health policy and procedure development in the educational setting.
- Review and authorize policy and procedure changes as necessary.
- *Consultation* in the evaluation and planning process for students with significant medical needs.

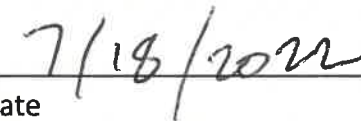
The Medical Advisor donates his/her time to the school district. The district will not provide compensation for the Medical Advisor.

Communication with the Medical Advisor is confidential and subject to the state statutes pertaining to Student Health Records. Any concerns by the District Nurse should be addressed within a reasonable time via fax, phone or email.


I, Dr. Ronald Cooper, agree to act as the Medical Advisor for the Medford School District Health Services from July 1, 2022 through June 30, 2023.



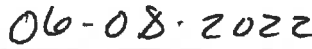
Dr. Ronald Cooper, MD



Date



Mindy Schwarz, BSN, RN



Date

MEDFORD AREA PUBLIC SCHOOL DISTRICT
124 West State Street
Medford, WI 54451

Public Meeting Notice
Board of Education Finance Committee Meeting

Meeting Date: Monday, September 26, 2022

Time: 5:00 p.m.

Location: Medford Area Public School District Office
124 W State Street
Medford, WI 54451

Purpose of Meeting:

1. Food Service Update
2. Review of the 22-23 Budget
3. Kids Get Ahead Grant
4. Loan Update
5. Concession Stand Update
6. Consideration of Monthly Expenditures
7. Meeting Dates

Open Meeting Law Compliance: This notice was sent for posting to the Star News, WKEB/WIGM Radio, Medford Area Public Schools and the District Office on September 15, 2022. NOTE: This meeting is open to the public.

MONTHLY SCHOOL NUTRITION SERVICES REPORT



School Name/District Medford Area Public School District	Month August	Year 2022
To Audra Brooks	Prepared by: David Fisher	

FINANCIALS & PROGRAM PARTICIPATION

August Summer Program 2018 with 20 days we had 779 breakfast, 1447 lunch
August Summer Program 2019 with 16 days we had 1724 breakfast, 2721 lunch
August Summer Program 2020 with 15 days we had 15372 breakfast, 15372 lunch
August Summer Program 2021 with 31 days we had 7673 breakfast, 8234 lunch
August Summer Program 2022 with 10 days we had 857 breakfast, 911 lunch

PROMOTIONS/SPECIALS/NEW PRODUCTS INTRODUCED

In August I visited the farms I will be getting fresh produce from this year. After speaking with the owners of the farm I can expect fresh product thru November. After the local farms run out of product I will be moving my ordering to AJ produce. I have allotted \$22000 in commodities this year thru the state. I have attached pictures to my visit to all the local farms. I look forward in growing partnerships with Rock Ridge Orchards, Red Door Farm, Cattail Organics, Stoney Acres Farm, and We Grow. The district is participating in the Summer Feeding Program. The program provides funding for free meals to all children 18 years and younger during the Summer months. This will be the fifth year for the program in Medford. The program will be offered June 6 thru 30 at MAES, MAMS and MASH. July 5 thru 22 at MASH and August 1-12 at MAES, MAMS and MASH. MAES will be offering the hot option. MAMS and MASH will be provided the cold grab and go for breakfast and lunch.

TEAM EDUCATION/TRAINING/IN-SERVICES/MEETINGS/UPDATES

Quarter 3 safety audit was completed by Dave Fisher. Monthly safety training was completed which covered Safe Food Guidelines and Personal Protective Equipment. The back to school meeting was completed which covered many topics including Civil Rights Training for all employees.

CATERING EVENTS

Catering events included Summer meetings, in-service and Welcome back picnic. A'viands also donated Hamburgers for the welcome back picnic.

OTHER

Working on updated inventory sheets, production records, Nutislice download, BeWell implementation back to school meeting with employees that include civil right training and employee training for preventive maintenance with kitchen equipment.

It is our pleasure to serve the students at your School District!


PHOTOS



Rock Ridge Orchard. Nets keeping the apples safe from hail.



Red Door Farm fresh produce picked and delivered same day.



More fresh produce from Red Door Farm.



Machine to wash freshly picked apples at Rock Ridge Orchards.




Green house at Cattail organics.



Green house at Red Door Farms.



Over 30 varieties of apples at Rock Ridge Orchards.



Cattail Organics farm.



Looking forward to bringing in some fresh herbs and spices.



Teachers and staff enjoying the back to school picnic



Electronic Mail

August 23, 2022

Audra Brooks
MEDFORD SCHOOL DISTRICT
124 W. STATE ST
MEDFORD, WI 54451
brookau@medford.k12.wi.us

Agency Code: 603409

Dear Audra Brooks,

The Summer Food Service Program (SFSP) evaluation process was conducted on August 10, 2022. The requested documents were submitted and reviewed. The review resulted in no findings, therefore, is now considered closed.

Thank you for the cooperation and courtesies extended by you and other agency personnel during the program evaluation. We look forward to your agency's continued participation in the SFSP.

Sincerely,

Mika Vuckovich, DTR

Mika Vuckovich, DTR
Nutrition Program Consultant
Community Nutrition Team

CC: Amy Kolano, RD, SFSP Coordinator
cnt@dpi.wi.gov, DPI Community Nutrition Team

Treasurer's Report – (Cash Balance Report) Balance Sheet As of August 30, 2022

The Balance Sheet is a report listing the assets and liabilities of the District. This report includes, but is not limited to: cash, accounts receivable, accounts payable, other liabilities, and the fund balance accounts.

The Medford Area Public School District has checking and savings accounts that are used for the current and general operations of the district. The accounts are:

Function 711100-711109 includes the General checking account from Nicolet National Bank and the Payroll account from Abby Bank.

Function 711210-711219 Petty Cash Accounts

Function 712000 Post Retirement Account

Function 712200 Local Government Investment Pool

August shows an increase in the District's cash balances as revenue was received from Taylor and Marathon County August tax settlement. The cash flow for September should remain stable as the first aid payment will be received to cover the higher operating costs with school back in session.

10 3409 - Medford Area Sce/Obj Description		Historical Data		FISCAL YEAR 21-22		Budget Year	
		Actual 2020 - 2021		Unaudited 2021 - 2022		Budget 2022 - 2023	
		2021	% Δ	2022	% Δ	2023	% Δ
R	Revenues						
100	100 Source adjustments					\$0	
1--	Total Transfers In	\$0		\$0		\$0	
211	Property Tax	\$6,293,838	8.81%	\$4,881,092	-22.45%	\$5,652,176	15.80%
212	Levy for Personal Property Tax Chargebacks	\$0		\$0		\$0	
213	Mobile Home Tax/Fees	\$22,680	9.99%	\$23,415	3.24%	\$17,030	0.00%
240	Payments for Services	\$0	-100.00%	\$0		\$0	0.00%
244	Payments for Services Provided Local Governments	\$4,170		\$1,543	-63.00%	\$1,000	0.00%
262	Supply Resales	\$46		\$0	-100.00%	\$0	0.00%
264	Non-Capital Surplus Property Sale	\$48,560	167.96%	\$30,895	-36.38%	\$18,000	0.00%
271	School Co-Curricular Admissions	\$27,562	-26.64%	\$27,484	-0.28%	\$25,000	0.00%
279	Other School Activity Income	\$9,078	-61.76%	\$9,607	5.83%	\$8,000	0.00%
280	Earnings on Investments	\$1,522	-82.21%	\$1,632	7.23%	\$2,000	0.00%
291	Gifts, fundraising, contributions and development	\$20,208	-41.43%	\$1,985	-90.18%	\$5,000	0.00%
292	Student Fees	\$21,180	302.81%	\$34,878	64.67%	\$30,000	0.00%
293	Rentals	\$110	-91.55%	\$5,872	5238.18%	\$3,000	0.00%
295	Summer School Revenues	\$260		\$0	-100.00%	\$0	0.00%
297	Student Fines	\$1,271	1087.81%	\$1,145	-9.91%	\$500	0.00%
299		\$0	-100.00%	\$0		\$0	0.00%
200	200 Source adjustments					\$0	
2--	Total Local	\$6,450,483	8.51%	\$5,019,548	-22.18%	\$5,761,706	14.79%
340	Payments for Services	\$0	-100.00%	\$2,000		\$0	0.00%
341	Contracted Instruction/Base Cost Tuition--Non-OE	\$4,000		\$0	-100.00%	\$0	0.00%
343	Charges for Co-curricular Activities to WI School District	\$3,000	87.50%	\$4,139	37.97%	\$0	0.00%
345	General Base Cost Tuition--Open Enrollment	\$7,766,036	43.93%	\$8,962,661	15.41%	\$10,266,000	0.00%
300	300 Source adjustments					\$0	
3--	Total Interdistrict Payments in Wisconsin	\$7,773,036	43.87%	\$8,968,800	15.38%	\$10,266,000	14.46%
400	400 Source adjustments					\$0	
4--	Total Interdistrict Payments Outside WI	\$0		\$0		\$0	
515	Non-SPED State Aid Transited through CESAs/Int. sources	\$1,260		\$0	-100.00%	\$0	0.00%
517	Federal Aids Transited through CESAs/Int. sources	\$6,733	201.98%	\$0	-100.00%	\$0	0.00%
581	Medicaid Transits from CESAs	\$102,305	783.87%	\$0	-100.00%	\$0	0.00%
500	500 Source adjustments					\$0	
5--	Total Intermediate Sources	\$110,298	699.01%	\$0	-100.00%	\$0	
612	Transportation State Aid	\$138,180	1.48%	\$163,893	18.61%	\$132,000	0.00%
613	Library (Common School Fund) Aid	\$97,676	-10.34%	\$101,633	4.05%	\$95,000	0.00%
615	Integration Aid (Resident)	\$0		\$0		\$0	
616	Integration Aid (Non-Resident)	\$0		\$0		\$0	
619	Other State Categorical Aid	\$37,408	7.00%	\$0	-100.00%	\$0	0.00%
621	Equalization Aid	\$14,923,055	2.55%	\$16,159,298	8.28%	\$15,266,124	0.00%
623	Special Adjustment Aid	\$0		\$0		\$0	
628	High Poverty Aid	\$0		\$0		\$0	
630	State Special Project Grants	\$135,209	17.99%	\$97,368	-27.99%	\$24,368	0.00%
650	State "SAGE"/"AGR" Aid	\$0		\$0		\$0	
660	State Revenue Through Local Governments	\$0		\$0		\$0	0.00%
690	Other Revenue from State Sources	\$0	-100.00%	\$0		\$0	0.00%
691	State Tax Exempt Computer Aid and Personal Property	\$143,440	-10.98%	\$161,128	12.33%	\$161,128	0.00%
695	Per Pupil Categorical Aid	\$1,551,522	-0.99%	\$1,538,660	\$742	\$1,528,767	\$742
699	DOJ Threat Assessment Grant	\$104	-99.91%	\$68,010		\$75,000	0.00%
600	600 Source adjustments					\$0	
6--	Total Revenue from State Sources	\$17,026,594	1.41%	\$18,289,990	7.42%	\$17,282,387	-5.51%
713	Federal Vocational Education Aid Through DPI	\$17,116	-21.08%	\$16,448	-3.91%	\$17,176	0.00%
730	Federal Special Projects Aid Transited Through DPI	\$448,848	132.30%	\$1,078,635	140.31%	\$331,272	0.00%
730	TITLE 2			\$51,178		\$64,415	
730	TITLE 4			\$11,958		\$19,148	
730	CEIS			\$76,950		\$89,480	
751	ESEA Title I	\$315,913	-15.75%	\$294,284	-6.85%	\$299,260	0.00%
780	Federal Aid Received through State Agencies - not DPI	\$15,680	-15.85%	\$398,613	2442.20%	\$78,000	0.00%

10 3409 - Medford Area Sce/Obj Description		Historical Data		FISCAL YEAR 21-22		Budget Year	
		Actual		Unaudited		Budget	
		2020 - 2021		2021 - 2022		2022 - 2023	
		2021	% Δ	2022	% Δ	2023	% Δ
790	Other Revenue from Federal Sources	\$0		\$0		\$0	0.00%
700	700 Source adjustments					\$0	
7--	Federal Sources	\$797,557	31.07%	\$1,928,066	141.75%	\$898,751	-53.39%
850	Reorganization Settlement	\$0		\$0		\$0	0.00%
860	Compensation for Sale or Loss of Fixed Assets	\$0	-100.00%	\$4,295		\$3,000	0.00%
861	Equipment and Vehicle Sales	\$4,107	-15.81%	\$0	-100.00%	\$0	0.00%
873	Long-Term Loans	\$0		\$0		\$0	0.00%
874	State Trust Fund Loans	\$0		\$0		\$0	0.00%
800	800 Source adjustments					\$0	
8--	Total Financing Sources	\$4,107	-40.72%	\$4,295	4.58%	\$3,000	-30.15%
964	Insurance Claims and Reimbursements	\$28,436		\$761	-97.32%	\$0	0.00%
971	Refund of Prior Year Expense	\$114,588	34.24%	\$96,327	-15.94%	\$120,000	0.00%
972	Property Tax and Equalization Aid Refund	\$2,188		\$0	-100.00%	\$0	0.00%
990	Other Miscellaneous Revenues	\$2,386	202.32%	\$1,245	-47.82%	\$1,000	0.00%
900	900 Source adjustments					\$0	
9--	Total Miscellaneous Revenues	\$147,599	71.33%	\$98,333	-33.38%	\$121,000	23.05%
Total Revenues		\$32,309,674	11.98%	\$34,309,031	6.19%	\$34,332,844	0.07%

10 3409 - Medford Area Sce/Obj		Historical Data		Current Year		Budget Year	
		2020 - 2021		2021 - 2022		2022 - 2023	
		2021	% Δ	2022	% Δ	2023	% Δ
E	Expenditures						
110	Certified Staff	\$9,701,106	1.89%	\$9,851,170	1.55%	\$10,012,132	0.00%
120	Secretarial Staff	\$516,337	-3.58%	\$542,660	5.10%	\$539,589	0.00%
130	Assistants	\$391,522	-3.54%	\$368,382	-5.91%	\$468,969	0.00%
140	Students Wages	\$54,894	54.58%	\$97,907	78.36%	\$83,000	0.00%
150	Chaperones	\$7,457	-73.60%	\$14,423	93.41%	\$2,500	0.00%
160	Substitutes	\$173,990	10.38%	\$207,691	19.37%	\$225,000	0.00%
		\$0		\$0		\$0	0.00%
		\$0		\$0		\$0	0.00%
		\$0		\$0		\$0	0.00%
		\$0		\$0		\$0	0.00%
		\$0		\$0		\$0	0.00%
100	100 Object Adjustments					\$0	
1--	Total Salaries	\$10,845,307	1.51%	\$11,082,234	2.18%	\$11,331,190	2.25%
210	Retirement	\$0	-100.00%	\$0		\$0	0.00%
211	Employee's Share Paid by Employer	\$0		\$0		\$0	0.00%
212	Employer's Share	\$703,378	2.32%	\$696,252	-1.01%	\$722,250	0.00%
218	Contribution to Employee Benefit Trust	\$247,962	135.33%	\$226,115	-8.81%	\$210,000	0.00%
219	Other Employee Benefits == New Retirement Plan	\$8,250		\$22,313	170.45%	\$40,000	0.00%
220	Social Security	\$632,144	-0.73%	\$650,350	2.88%	\$676,123	0.00%
229	Other	\$148,380	-0.51%	\$152,098	2.51%	\$157,342	0.00%
243	Dental	\$216,756	9.53%	\$208,619	-3.75%	\$227,410	0.00%
244	HMO	\$2,849,731	2.95%	\$2,910,645	2.14%	\$3,360,315	0.00%
249	Other Health Coverage	\$373,656	-9.99%	\$360,891	-3.42%	\$373,275	0.00%
251	Income Protection	\$35,987	3.81%	\$36,804	2.27%	\$35,000	0.00%
291	College Credit Reimbursement	\$12,609	-24.89%	\$9,450	-25.05%	\$30,000	0.00%
292	Annuity Payments by District	\$29,700		\$36,000	21.21%	\$36,000	0.00%
200	200 Object Adjustments					\$0	
2--	Total Employee Benefits	\$5,258,554	4.49%	\$5,309,538	0.97%	\$5,867,715	10.51%
310	Personal Services	\$289,182	5.64%	\$309,393	6.99%	\$248,376	0.00%
320		\$0	-100.00%			\$0	0.00%
321	Technology Related Repairs and Maintenance	\$4,053	-81.28%	\$7,616	87.91%	\$5,490	0.00%
322	Rentals of Computers and Related Equipment	\$57,541	13.61%	\$65,169	13.26%	\$57,800	0.00%
324	Non-Technology Related Repairs and Maintenance	\$535,660	-34.81%	\$303,760	-43.29%	\$543,765	0.00%
325	Vehicle and Equipment Rental	\$4,426	4.04%	\$2,821	-36.27%	\$1,500	0.00%

10 3409 - Medford Area Sce/Obj Description		Historical Data		FISCAL YEAR 21-22		Budget Year	
		Actual 2020 - 2021		Unaudited 2021 - 2022		Budget 2022 - 2023	
Sce/Obj	Description	2021	% Δ	2022	% Δ	2023	% Δ
326	Site Rental	\$0		\$0		\$0	0.00%
327	Construction Services	\$124,664	2108.01%	\$164,284	31.78%	\$141,300	0.00%
328	Building Rental	\$36,619	5.84%	\$41,385	13.01%	\$51,900	0.00%
329	Cleaning Services	\$16,274	124.15%	\$20,529	26.15%	\$82,750	0.00%
331	Gas for Heat	\$95,655	31.17%	\$132,195	38.20%	\$140,000	0.00%
336	Electricity for Other Than Heat	\$187,684	7.00%	\$174,291	-7.14%	\$208,500	0.00%
337	Water	\$20,789	1.84%	\$21,860	5.15%	\$17,500	0.00%
338	Sewerage	\$26,540	5.04%	\$24,458	-7.85%	\$27,500	0.00%
341	Pupil Transportation	\$975,518	5.11%	\$1,130,439	15.88%	\$1,357,110	6.00%
342	Employee Travel	\$4,097	-83.08%	\$23,292	468.56%	\$46,265	0.00%
343	Contracted Service Travel	\$0		\$0		\$0	0.00%
345	Pupil Lodging and Meals	\$1,120	-28.84%	\$3,732	233.07%	\$2,500	0.00%
348	Vehicle Fuel	\$5,175	-590.81%	\$16,611	220.98%	\$10,250	0.00%
351	Advertising	\$28,647	72.13%	\$24,281	-15.24%	\$20,300	0.00%
353	Postage	\$23,911	-8.81%	\$20,883	-12.66%	\$25,600	0.00%
355	Telephone	\$35,015	-33.00%	\$69,438	98.31%	\$63,110	0.00%
358	On-line communications	\$1,898	-90.57%	\$1,640	-13.62%	\$1,175	0.00%
360	Technology and Software Services	\$353,250	37.84%	\$340,380	-3.64%	\$263,238	0.00%
362		\$827		\$29,401	3454.81%	\$0	0.00%
370	Payment to Non-Governmental Agencies and Individuals	\$17,550		\$0	-100.00%	\$0	0.00%
382	Payment to a WI School District - OE (Function 435000)	\$393,656	8.30%	\$352,518	-10.45%	\$425,000	20.56%
382	Payment to a WI School District - NON OE	\$0		\$0		\$0	0.00%
386	Payment to CESA (Services only)	\$19,782	-8.11%	\$17,306	-12.52%	\$12,166	0.00%
387	Payment to State - NON VOUCHER	\$55		\$0	-100.00%	\$0	0.00%
387	Payment to State - VOUCHER (Function 438000)	\$267,315	45.05%	\$253,670	-5.10%	\$284,737	12.25%
387	Payment to State - ICS (Function 439000)	\$0		\$9,201		\$0	\$9,264
389	Payment to WTCS District	\$6,260	-18.94%	\$5,525	-11.74%	\$5,000	0.00%
300	300 Object Adjustments					\$0	
3--	Total Purchased Services	\$3,533,162	3.21%	\$3,556,876	0.67%	\$4,042,832	13.66%
411	General Supplies	\$547,396	6.52%	\$531,299	-2.94%	\$488,637	0.00%
415	Food	\$15,198	4734.90%	\$24,741	62.79%	\$16,600	0.00%
417	Paper	\$4,457	-82.75%	\$29,530	562.50%	\$25,000	0.00%
420	Apparel	\$43,051	116.27%	\$26,121	-39.32%	\$28,700	0.00%
431	Audiovisual	\$0	-100.00%	\$0		\$4,902	0.00%
432	Library Books	\$48,461	11.69%	\$31,440	-35.12%	\$52,336	0.00%
433	Newspapers	\$717	-9.83%	\$300	-58.16%	\$160	0.00%
434	Periodicals	\$0	-100.00%	\$1,382		\$1,382	0.00%
435	Computer Software Programs	\$0		\$0		\$6,210	0.00%
439	Other Media	\$21,202	-10.49%	\$33,784	59.35%	\$11,989	0.00%
440	Non-Capital Equipment	\$122,382	-4.43%	\$194,478	58.91%	\$120,600	0.00%
460	Equipment Components	\$593	-94.07%	\$0	-100.00%	\$5,000	0.00%
470	Textbooks & Workbooks	\$23,249	-76.70%	\$156,146	571.64%	\$36,427	0.00%
480	Non-Capital Technology	\$438,047	49.04%	\$27,461	-93.73%	\$74,302	0.00%
481	Technology Supplies	\$186		\$64,653	34603.79%	\$7,912	0.00%
482	Computers	\$17,785		\$772,285	4242.26%	\$97,400	0.00%
483	Software	\$10,242		\$2,106	-79.43%	\$9,360	0.00%
490	Other Non-Capital Items	\$221	-88.96%	\$544	145.90%	\$2,030	0.00%
400	400 Object Adjustments					\$0	
4--	Total Non-Capital Objects	\$1,293,188	10.76%	\$1,896,271	46.64%	\$988,947	-47.85%
511	Site Purchase	\$0		\$0		\$0	0.00%
521	Site Improvements Addition	\$15,968	14.06%	\$0	-100.00%	\$0	0.00%
522	Site Improvements Replacement	\$186,132		\$0	-100.00%	\$0	0.00%
531	Building Acquisition	\$0		\$0		\$0	0.00%
537		\$0		\$0		\$0	0.00%
542	Building Improvements Replacement	\$0		\$757,477		\$0	0.00%
551	Equipment/Vehicles—Not Depreciated	\$11,815	-86.11%	\$4,636	-60.76%	\$13,000	0.00%
553	Equipment/Vehicles—Individually Depreciated	\$0	-100.00%	\$0		\$0	0.00%
561	Equipment/Vehicles—Replacement—Not Depreciated	\$0	-100.00%	\$3,654		\$0	0.00%
563	Equipment/Vehicles -- Replacement—Ind. Depreciated	\$8,425	10.52%	\$28,262	235.47%	\$71,500	0.00%
571		\$0	-100.00%	\$0		\$0	0.00%
572	Vehicle Rental	\$0		\$0		\$0	0.00%
581	Technology Related Hardware	\$18,498	-59.88%	\$0	-100.00%	\$0	0.00%

10 3409 - Medford Area Sce/Obj Description		Historical Data		FISCAL YEAR 21-22		Budget Year	
		Actual 2020 - 2021		Unaudited 2021 - 2022		Budget 2022 - 2023	
		2021	% Δ	2022	% Δ	2023	% Δ
582	Technology Software	\$0	-100.00%	\$0		\$0	0.00%
500	500 Object Adjustments					\$0	
5-- Total Capital Objects		\$240,838	27.75%	\$794,028	229.69%	\$84,500	-89.36%
682	Temporary Note Interest	\$25,476	-55.91%	\$9,139	-64.13%	\$40,000	0.00%
600	600 Object Adjustments					\$0	
6-- Total Debt Retirement		\$25,476	-55.91%	\$9,139	-64.13%	\$40,000	337.69%
711	District Liability Insurance	\$62,879	19.42%	\$45,038	-28.37%	\$59,908	8.00%
712	District Property Insurance	\$54,244	7.00%	\$42,331	-21.96%	\$46,260	8.00%
713	Worker's Compensation	\$104,822	-16.89%	\$107,065	2.14%	\$117,762	10.00%
714	Fidelity Bond Premiums	\$0	-100.00%	\$1,935		\$1,935	0.00%
730	Unemployment Compensation	\$19,527	143.95%	\$0	-100.00%	\$5,000	-50.00%
700	700 Object Adjustments					\$0	
7-- Total Insurance and Judgments		\$241,472	0.83%	\$196,369	-18.68%	\$230,865	17.57%
827	Special Education Fund - District	\$3,989,723	2.89%	\$4,148,451	3.98%	\$2,721,194	-34.40%
827	RVA Special Education Transfer					\$2,502,772	
838	Non-referendum Debt Fund	\$0	-100.00%	\$114,400		\$0	0.00%
839	Referendum Debt Fund	\$0		\$0		\$0	0.00%
846	Other Capital Projects Fund	\$515,000	10200.00%	\$1,015,000	97.09%	\$15,000	0.00%
850	Food Service	\$0		\$0		\$0	
899	Other Cooperatives Funds RVA	\$5,301,638	31.39%	\$5,125,098	-3.33%	\$6,297,770	0.00%
800	800 Object Adjustments - Alt School					\$145,069	0.00%
8-- Total Transfers		\$9,806,361	23.14%	\$10,402,949	6.08%	\$11,681,805	12.29%
935	State Grants Transited to Others	\$385	-44.73%	\$0	-100.00%	\$0	0.00%
940	Dues and Fees	\$48,206	-23.14%	\$96,380	99.93%	\$64,990	0.00%
941	District Dues/Fees	\$0	-100.00%	\$0		\$0	0.00%
950	Reorganization Settlement paid to others	\$0		\$0		\$0	0.00%
972	Property Tax Chargeback and Equalization Aid Payment	\$718	299.72%	\$0	-100.00%	\$0	0.00%
900	900 Object Adjustments					\$0	
9-- Total Other Objects		\$49,308	-22.60%	\$96,380	95.46%	\$64,990	-32.57%
Total Expenditures		\$31,293,665	8.58%	\$33,343,782	6.55%	\$34,332,844	2.97%
Surplus/Deficit		\$1,016,009		\$965,249		\$0	
Fund Balance		\$6,003,021	20.37%	\$6,968,271	16.08%	\$6,968,271	0.00%
Fund Balance as a % of Expenditures		19.18%		20.90%		20.30%	

Budget Actual	Fund 10-General	Thru				pai
		Budget	Actual	Remaining	December	
Salaries, Wages and Benefits		17,075,412	611,599	16,463,813	-	611,599
ESSER Wages & Benefits		120,857	-	120,857	-	-
Instructional Budget						
MAES		104,280	12,888	91,392	-	12,888 Dan
SES		46,728	4,611	42,117	-	4,611 SuAnn
MAMS		133,282	24,140	109,142	-	24,140 Al
MASH		268,799	22,503	246,296	-	22,503 Jill
Common School Funds - MAES		23,292	5,290	18,002	-	5,290 Dan
Common School Funds - SES		10,040	5,290	4,750	-	5,290 SuAnn
Common School Funds - MAMS		27,402	10,896	16,506	-	10,896 Judd
Common School Funds - MASH		29,266	6,701	22,565	-	6,701 Jill
Co-Curricular		170,000	28,436	141,564	-	28,436 Ryan
Student Services		12,000	-	12,000	-	- Joseph
Carl Perkins-fully funded		15,000	-	15,000	-	- Laura
Title IA fully funded		16,750	-	16,750	-	- Laura
Intervention		21,165	4,043	17,123	-	4,043 Laura
Gifted and Talented		11,125	350	10,775	-	350 Laura
ELL		4,700	470	4,230	-	470 SuAnn
Improvement of Instruction		18,870	521	18,349	-	521 Laura
Project Lead the Way		5,200	3,200	2,000	-	3,200 Laura
Title IV		23,000	986	22,014	-	986 Laura
Support Media Technology		393,752	192,909	200,843	-	192,909 Dennis
Instructional Media Technology		12,080	-	12,080	-	- Dennis
Staff Development		17,665	1,955	15,710	-	1,955 Laura
Title II-A (Grant Fully Funded)		27,646	19,502	8,144	-	19,502 Laura
School Forest		2,000	1,155	845	-	1,155 Laura
Total Instructional		1,394,042	345,845	1,048,197	-	345,845
Operations and Maintenance Budget						
Operations		685,279	40,496	644,783	-	40,496 Dave
Maintenance		603,840	125,964	477,876	-	125,964 Dave
Facilities		218,200	103,737	114,463	-	103,737 Dave
ESSER Funds (Covid -19)		-	-	-	-	- Audra
From Fund Balance		-	-	-	-	- Dave
Total Oper and Main		1,507,319	270,197	1,237,122	-	270,197
Total Transportation		1,357,110	1,175,204	181,906	-	1,175,204 Audra
All Other Budgets						
Central Administration		70,650	17,111	53,539	-	17,111 Pat
Fiscal		20,000	3,988	16,012	-	3,988 Audra
Central Services		140,800	22,604	118,196	-	22,604 Audra
Insurance and Judgments		230,865	74	230,791	-	74 Audra
Debt Services		40,000	-	40,000	-	- Audra
Other Support Services		4,247	1,062	3,185	-	1,062 Audra
Non Program Transactions		709,737	-	709,737	-	- Audra
Transfer to Fund 80/99		6,437,839	-	6,437,839	-	- Audra
		7,654,138	44,839	7,609,299	-	44,839
Transfer to Fund 27	ESTIMATE	5,223,966	-	5,223,966	-	-
		5,223,966				
Transfer to Fund 46		\$ 15,000	15000			
Total Expenditures		34,332,844	2,462,684	31,870,160	-	2,447,684

5 YEAR UTILITY REPORT

Aug-22

UTILITY			2017-2018	2018-2019	2019-2020	2020-2021	2021-2022	2022-2023
GAS/HEAT	(331)	BUDGET	125,400.00	125,400.00	115,050.00	114,000.00	114,000.00	\$140,000.00
		YEAR-END	85,000.00	95,000.00	70,948.77	95,655.44	130,180.27	\$140,000.00
		MONTH-END	-	-	-	-	-	\$2,102.98
ELECTRICITY	(336)	BUDGET	203,000.00	203,000.00	203,000.00	202,750.00	202,750.00	\$208,500.00
		YEAR-END	203,000.00	197,000.00	156,763.07	202,750.00	174,291.81	\$208,500.00
		MONTH-END	189,662.10	183,065.32	158,974.68	173,400.82	174,291.81	\$11,449.51
WATER	(337)	BUDGET	16,500.00	16,500.00	22,500.00	22,000.00	22,000.00	\$17,500.00
		YEAR-END	20,000.00	19,000.00	22,500.00	22,000.00	21,859.81	\$17,500.00
		MONTH-END	21,786.88	20,320.48	19,192.96	19,272.64	21,859.81	\$1,310.07
SEWER	(338)	BUDGET	25,000.00	25,000.00	28,000.00	27,000.00	27,000.00	\$27,500.00
		YEAR-END	27,000.00	27,000.00	28,000.00	27,000.00	24,457.63	\$27,500.00
		MONTH-END	28,335.57	27,122.56	24,841.60	25,530.23	24,457.63	\$1,303.30
POSTAGE	(353)	BUDGET	25,000.00	25,600.00	25,600.00	25,600.00	25,600.00	\$25,600.00
		YEAR-END	25,000.00	24,000.00	25,600.00	25,600.00	20,883.32	\$20,883.32
		MONTH-END	19,356.74	23,949.84	23,871.29	23,427.82	20,883.32	\$3,843.85
TELEPHONE	(355)	BUDGET	86,450.00	65,000.00	59,200.00	59,200.00	59,200.00	\$59,200.00
		YEAR-END	58,000.00	57,000.00	59,200.00	59,200.00	63,713.75	\$59,200.00
		MONTH-END	54,694.75	58,856.53	47,521.74	29,186.58	63,713.75	\$10,764.06
TOTAL BUDGET			481,350.00	460,500.00	453,350.00	450,550.00	450,550.00	\$478,300.00
TOTAL ESTIMATED YEAR-END			418,000.00	419,000.00	363,011.84	450,550.00	435,386.59	\$478,300.00
TOTAL MONTH-END			397,888.67	407,686.76	346,958.22	366,088.50	435,386.59	\$30,773.77
Remaining Budget Dollars			83,461.33	52,813.24	106,391.78	84,461.50	15,163.41	\$447,526.23

Fd	T	Loc	Obj	Func	Prj	Obj	2022-23	August 2022-23	2022-23	2022-23	Encumbered	Unencumbered	Unexpended
							Revised Budget	Monthly Activity	FYTD Activity	FYTD %	Amount	Balance	Balance
10	E	---	1--	110000	---	SALARIES	3,304,586.00	33,419.66	41,709.29	1.26	0.00	3,262,876.71	3,262,876.71
10	E	---	2--	110000	---	EMPLOYEE BENEFITS	1,518,329.00	2,823.41	3,596.22	0.24	0.00	1,514,732.78	1,514,732.78
10	E	---	3--	110000	---	PURCHASED SERVICES	37,298.00	16,130.59	18,649.99	50.00	1,585.00	17,063.01	18,648.01
10	E	---	4--	110000	---	NON-CAPITAL OBJECTS	70,115.00	12,303.16	12,660.09	18.06	44,475.39	12,979.52	57,454.91
10	E	---	9--	110000	---	OTHER EXPENDITURES	8,500.00	910.00	910.00	10.71	0.00	7,590.00	7,590.00
10	E	---	---	110000	---	UNDIFFERENTIATED CURRICU	4,938,828.00	65,586.82	77,525.59	1.57	46,060.39	4,815,242.02	4,861,302.41
10	E	---	4--	120000	---	NON-CAPITAL OBJECTS	0.00	0.00	0.00	0.00	111.50	111.50-	0.00
10	E	---	---	120000	---	REGULAR CURRICULUM	0.00	0.00	0.00	0.00	111.50	111.50-	0.00
10	E	---	1--	121000	---	SALARIES	229,200.00	0.00	0.00	0.00	0.00	229,200.00	229,200.00
10	E	---	2--	121000	---	EMPLOYEE BENEFITS	95,062.00	0.00	0.00	0.00	0.00	95,062.00	95,062.00
10	E	---	3--	121000	---	PURCHASED SERVICES	700.00	0.00	0.00	0.00	0.00	700.00	700.00
10	E	---	4--	121000	---	NON-CAPITAL OBJECTS	27,000.00	10,442.27	10,442.27	38.68	18,618.45	2,060.72-	16,557.73
10	E	---	---	121000	---	ART	351,962.00	10,442.27	10,442.27	2.97	18,618.45	322,901.28	341,519.73
10	E	---	1--	122000	---	SALARIES	954,998.00	0.00	0.00	0.00	0.00	954,998.00	954,998.00
10	E	---	2--	122000	---	EMPLOYEE BENEFITS	505,057.00	0.00	0.00	0.00	0.00	505,057.00	505,057.00
10	E	---	3--	122000	---	PURCHASED SERVICES	15,662.00	6,538.35	6,538.35	41.75	14,675.20	5,551.55-	9,123.65
10	E	---	4--	122000	---	NON-CAPITAL OBJECTS	8,837.00	0.00	0.00	0.00	3,203.61	5,633.39	8,837.00
10	E	---	9--	122000	---	OTHER EXPENDITURES	300.00	0.00	0.00	0.00	0.00	300.00	300.00
10	E	---	---	122000	---	ENGLISH LANGUAGE	1,484,854.00	6,538.35	6,538.35	0.44	17,878.81	1,460,436.84	1,478,315.65
10	E	---	1--	122115	---	SALARIES	139,322.00	0.00	0.00	0.00	0.00	139,322.00	139,322.00
10	E	---	2--	122115	---	EMPLOYEE BENEFITS	91,914.00	0.00	0.00	0.00	0.00	91,914.00	91,914.00
10	E	---	3--	122115	---	PURCHASED SERVICES	18,742.00	4,042.50	4,042.50	21.57	0.00	14,699.50	14,699.50
10	E	---	4--	122115	---	NON-CAPITAL OBJECTS	2,423.00	0.00	0.00	0.00	0.00	2,423.00	2,423.00
10	E	---	---	122115	---	INTERVENTION	252,401.00	4,042.50	4,042.50	1.60	0.00	248,358.50	248,358.50
10	E	---	3--	122600	---	PURCHASED SERVICES	3,200.00	0.00	0.00	0.00	0.00	3,200.00	3,200.00
10	E	---	4--	122600	---	NON-CAPITAL OBJECTS	4,000.00	49.75	49.75	1.24	1,820.25	2,130.00	3,950.25
10	E	---	9--	122600	---	OTHER EXPENDITURES	3,200.00	2,625.00	2,625.00	82.03	0.00	575.00	575.00
10	E	---	---	122600	---	DRAMA	10,400.00	2,674.75	2,674.75	25.72	1,820.25	5,905.00	7,725.25
10	E	---	1--	123219	---	SALARIES	89,700.00	0.00	0.00	0.00	0.00	89,700.00	89,700.00
10	E	---	2--	123219	---	EMPLOYEE BENEFITS	33,081.00	0.00	0.00	0.00	0.00	33,081.00	33,081.00
10	E	---	3--	123219	---	PURCHASED SERVICES	700.00	0.00	0.00	0.00	0.00	700.00	700.00
10	E	---	4--	123219	---	NON-CAPITAL OBJECTS	2,400.00	0.00	0.00	0.00	442.06	1,957.94	2,400.00
10	E	---	---	123219	---	SPANISH	125,881.00	0.00	0.00	0.00	442.06	125,438.94	125,881.00

Fd	T	Loc	Obj	Func	Prj	Obj	2022-23	August 2022-23	2022-23	2022-23	Encumbered	Unencumbered	Unexpended
							Revised Budget	Monthly Activity	FYTD Activity	FYTD %	Amount	Balance	Balance
10	E	---	1--	124000	---	SALARIES	668,932.00	179.54	179.54	0.03	0.00	668,752.46	668,752.46
10	E	---	2--	124000	---	EMPLOYEE BENEFITS	395,364.00	26.01	26.01	0.01	0.00	395,337.99	395,337.99
10	E	---	3--	124000	---	PURCHASED SERVICES	0.00	0.00	0.00	0.00	1,286.00	1,286.00-	0.00
10	E	---	4--	124000	---	NON-CAPITAL OBJECTS	6,078.00	2,244.78	2,244.78	36.93	1,949.26	1,883.96	3,833.22
10	E	---	---	124000	---	MATHEMATICS	1,070,374.00	2,450.33	2,450.33	0.23	3,235.26	1,064,688.41	1,067,923.67
10	E	---	1--	125400	---	SALARIES	232,527.00	0.00	0.00	0.00	0.00	232,527.00	232,527.00
10	E	---	2--	125400	---	EMPLOYEE BENEFITS	135,747.00	0.00	0.00	0.00	0.00	135,747.00	135,747.00
10	E	---	3--	125400	---	PURCHASED SERVICES	9,720.00	1,346.63	4,151.63	42.71	100.00	5,468.37	5,568.37
10	E	---	4--	125400	---	NON-CAPITAL OBJECTS	15,457.00	802.38	1,082.38	7.00	7,703.46	6,671.16	14,374.62
10	E	---	9--	125400	---	OTHER EXPENDITURES	750.00	421.50	421.50	56.20	600.00	271.50-	328.50
10	E	---	---	125400	---	VOCAL MUSIC	394,201.00	2,570.51	5,655.51	1.43	8,403.46	380,142.03	388,545.49
10	E	---	1--	125500	---	SALARIES	162,670.00	0.00	0.00	0.00	0.00	162,670.00	162,670.00
10	E	---	2--	125500	---	EMPLOYEE BENEFITS	70,244.00	0.00	0.00	0.00	0.00	70,244.00	70,244.00
10	E	---	3--	125500	---	PURCHASED SERVICES	10,900.00	0.00	0.00	0.00	9,900.00	1,000.00	10,900.00
10	E	---	4--	125500	---	NON-CAPITAL OBJECTS	14,032.00	2,913.91	2,913.91	20.77	18,406.61	7,288.52-	11,118.09
10	E	---	5--	125500	---	CAPITAL OBJECTS	3,000.00	0.00	0.00	0.00	0.00	3,000.00	3,000.00
10	E	---	9--	125500	---	OTHER EXPENDITURES	800.00	421.50	421.50	52.69	0.00	378.50	378.50
10	E	---	---	125500	---	INSTRUMENTAL MUSIC	261,646.00	3,335.41	3,335.41	1.27	28,306.61	230,003.98	258,310.59
10	E	---	1--	126000	---	SALARIES	478,654.00	0.00	0.00	0.00	0.00	478,654.00	478,654.00
10	E	---	2--	126000	---	EMPLOYEE BENEFITS	250,757.00	0.00	0.00	0.00	0.00	250,757.00	250,757.00
10	E	---	3--	126000	---	PURCHASED SERVICES	1,750.00	0.00	0.00	0.00	0.00	1,750.00	1,750.00
10	E	---	4--	126000	---	NON-CAPITAL OBJECTS	29,976.00	29,321.08	29,321.08	97.82	4,909.20	4,254.28-	654.92
10	E	---	5--	126000	---	CAPITAL OBJECTS	5,000.00	0.00	0.00	0.00	0.00	5,000.00	5,000.00
10	E	---	---	126000	---	SCIENCE	766,137.00	29,321.08	29,321.08	3.83	4,909.20	731,906.72	736,815.92
10	E	---	1--	127000	---	SALARIES	434,723.00	0.00	0.00	0.00	0.00	434,723.00	434,723.00
10	E	---	2--	127000	---	EMPLOYEE BENEFITS	200,410.00	0.00	0.00	0.00	0.00	200,410.00	200,410.00
10	E	---	4--	127000	---	NON-CAPITAL OBJECTS	3,700.00	0.00	0.00	0.00	526.54	3,173.46	3,700.00
10	E	---	9--	127000	---	OTHER EXPENDITURES	250.00	0.00	0.00	0.00	0.00	250.00	250.00
10	E	---	---	127000	---	SOCIAL SCIENCE	639,083.00	0.00	0.00	0.00	526.54	638,556.46	639,083.00
10	E	---	3--	129300	---	PURCHASED SERVICES	2,660.00	2,187.50	2,187.50	82.24	0.00	472.50	472.50
10	E	---	4--	129300	---	NON-CAPITAL OBJECTS	46,142.00	4,210.21	8,449.21	18.31	4,131.55	33,561.24	37,692.79
10	E	---	---	129300	---	COMPUTER LITERACY	48,802.00	6,397.71	10,636.71	21.80	4,131.55	34,033.74	38,165.29
10	E	---	1--	131000	---	SALARIES	95,500.00	0.00	0.00	0.00	0.00	95,500.00	95,500.00
10	E	---	2--	131000	---	EMPLOYEE BENEFITS	66,600.00	0.00	8.44	0.01	0.00	66,591.56	66,591.56

Fd	T	Loc	Obj	Func	Prj	Obj	2022-23	August 2022-23	2022-23	2022-23	Encumbered	Unencumbered	Unexpended
							Revised Budget	Monthly Activity	FYTD Activity	FYTD %	Amount	Balance	Balance
10	E	---	4--	131000	---	NON-CAPITAL OBJECTS	17,900.00	0.00	0.00	0.00	0.00	17,900.00	17,900.00
10	E	---	9--	131000	---	OTHER EXPENDITURES	750.00	0.00	0.00	0.00	0.00	750.00	750.00
10	E	---	---	131000	---	AGRICULTURE	180,750.00	0.00	8.44	0.00	0.00	180,741.56	180,741.56
10	E	---	1--	132000	---	SALARIES	94,400.00	0.00	0.00	0.00	0.00	94,400.00	94,400.00
10	E	---	2--	132000	---	EMPLOYEE BENEFITS	40,153.00	0.00	0.00	0.00	0.00	40,153.00	40,153.00
10	E	---	3--	132000	---	PURCHASED SERVICES	500.00	0.00	0.00	0.00	0.00	500.00	500.00
10	E	---	4--	132000	---	NON-CAPITAL OBJECTS	12,475.00	0.00	0.00	0.00	3,828.41	8,646.59	12,475.00
10	E	---	9--	132000	---	OTHER EXPENDITURES	1,800.00	0.00	0.00	0.00	0.00	1,800.00	1,800.00
10	E	---	---	132000	---	BUSINESS OCCUPATIONS	149,328.00	0.00	0.00	0.00	3,828.41	145,499.59	149,328.00
10	E	---	1--	135000	---	SALARIES	129,850.00	0.00	0.00	0.00	0.00	129,850.00	129,850.00
10	E	---	2--	135000	---	EMPLOYEE BENEFITS	64,275.00	0.00	0.00	0.00	0.00	64,275.00	64,275.00
10	E	---	3--	135000	---	PURCHASED SERVICES	1,306.00	0.00	0.00	0.00	456.00	850.00	1,306.00
10	E	---	4--	135000	---	NON-CAPITAL OBJECTS	12,100.00	0.00	0.00	0.00	6,286.86	5,813.14	12,100.00
10	E	---	---	135000	---	HOME ECONOMICS	207,531.00	0.00	0.00	0.00	6,742.86	200,788.14	207,531.00
10	E	---	1--	136000	---	SALARIES	258,206.00	0.00	0.00	0.00	0.00	258,206.00	258,206.00
10	E	---	2--	136000	---	EMPLOYEE BENEFITS	120,703.00	0.00	0.00	0.00	0.00	120,703.00	120,703.00
10	E	---	3--	136000	---	PURCHASED SERVICES	2,000.00	0.00	0.00	0.00	0.00	2,000.00	2,000.00
10	E	---	4--	136000	---	NON-CAPITAL OBJECTS	30,410.00	1,271.44	1,271.44	4.18	6,111.03	23,027.53	29,138.56
10	E	---	5--	136000	---	CAPITAL OBJECTS	0.00	34,973.00	34,973.00	0.00	87,052.00	122,025.00-	34,973.00-
10	E	---	---	136000	---	TECHNOLOGY EDUCATION	411,319.00	36,244.44	36,244.44	8.81	93,163.03	281,911.53	375,074.56
10	E	---	1--	138000	---	SALARIES	34,953.00	2,682.59	4,105.49	11.75	0.00	30,847.51	30,847.51
10	E	---	2--	138000	---	EMPLOYEE BENEFITS	27,820.00	2,199.27	3,926.67	14.11	0.00	23,893.33	23,893.33
10	E	---	---	138000	---	VOCATIONAL SPECIAL NEEDS	62,773.00	4,881.86	8,032.16	12.80	0.00	54,740.84	54,740.84
10	E	---	1--	139000	---	SALARIES	10,000.00	0.00	0.00	0.00	0.00	10,000.00	10,000.00
10	E	---	---	139000	---	OTHER VOCATIONAL CURRICU	10,000.00	0.00	0.00	0.00	0.00	10,000.00	10,000.00
10	E	---	1--	143000	---	SALARIES	410,386.00	0.00	0.00	0.00	0.00	410,386.00	410,386.00
10	E	---	2--	143000	---	EMPLOYEE BENEFITS	156,993.00	0.00	0.00	0.00	0.00	156,993.00	156,993.00
10	E	---	3--	143000	---	PURCHASED SERVICES	4,425.00	0.00	0.00	0.00	0.00	4,425.00	4,425.00
10	E	---	4--	143000	---	NON-CAPITAL OBJECTS	17,628.00	1,822.97	1,822.97	10.34	10,840.31	4,964.72	15,805.03
10	E	---	---	143000	---	PHYSICAL EDUCATION	589,432.00	1,822.97	1,822.97	0.31	10,840.31	576,768.72	587,609.03
10	E	---	1--	161000	---	SALARIES	64,674.00	2,222.84	4,445.68	6.87	0.00	60,228.32	60,228.32
10	E	---	2--	161000	---	EMPLOYEE BENEFITS	9,298.00	363.46	726.92	7.82	0.00	8,571.08	8,571.08
10	E	---	3--	161000	---	PURCHASED SERVICES	645.00	0.00	0.00	0.00	0.00	645.00	645.00

Fd	T	Loc	Obj	Func	Prj	Obj	2022-23	August 2022-23	2022-23	2022-23	Encumbered	Unencumbered	Unexpended
							Revised Budget	Monthly Activity	FYTD Activity	FYTD %	Amount	Balance	Balance
10	E	---	4--	161000	---	NON-CAPITAL OBJECTS	50.00	0.00	0.00	0.00	0.00	50.00	50.00
10	E	---	9--	161000	---	OTHER EXPENDITURES	275.00	0.00	0.00	0.00	0.00	275.00	275.00
10	E	---	---	161000	---	CO-CURRICULAR ACADEMIC	74,942.00	2,586.30	5,172.60	6.90	0.00	69,769.40	69,769.40
10	E	---	1--	162000	---	SALARIES	166,674.00	2,222.84	4,445.68	2.67	0.00	162,228.32	162,228.32
10	E	---	2--	162000	---	EMPLOYEE BENEFITS	24,986.00	363.46	726.92	2.91	0.00	24,259.08	24,259.08
10	E	---	3--	162000	---	PURCHASED SERVICES	86,000.00	3,815.00	14,810.88	17.22	0.00	71,189.12	71,189.12
10	E	---	4--	162000	---	NON-CAPITAL OBJECTS	63,030.00	5,405.19	9,435.14	14.97	21,700.79	31,894.07	53,594.86
10	E	---	5--	162000	---	CAPITAL OBJECTS	5,000.00	0.00	0.00	0.00	0.00	5,000.00	5,000.00
10	E	---	9--	162000	---	OTHER EXPENDITURES	15,000.00	4,190.00	4,190.00	27.93	0.00	10,810.00	10,810.00
10	E	---	---	162000	---	CO-CURRICULAR ATHLETICS	360,690.00	15,996.49	33,608.62	9.32	21,700.79	305,380.59	327,081.38
10	E	---	1--	171000	---	SALARIES	150,455.00	0.00	0.00	0.00	0.00	150,455.00	150,455.00
10	E	---	2--	171000	---	EMPLOYEE BENEFITS	116,063.00	0.00	0.00	0.00	0.00	116,063.00	116,063.00
10	E	---	3--	171000	---	PURCHASED SERVICES	0.00	115.54	115.54	0.00	0.00	115.54-	115.54-
10	E	---	4--	171000	---	NON-CAPITAL OBJECTS	4,700.00	354.48	354.48	7.54	164.53	4,180.99	4,345.52
10	E	---	---	171000	---	CULTURALLY/SOCIALLY DISA	271,218.00	470.02	470.02	0.17	164.53	270,583.45	270,747.98
10	E	---	2--	172000	---	EMPLOYEE BENEFITS	0.00	0.00	8.44-	0.00	0.00	8.44	8.44
10	E	---	3--	172000	---	PURCHASED SERVICES	3,000.00	350.00	350.00	11.67	0.00	2,650.00	2,650.00
10	E	---	4--	172000	---	NON-CAPITAL OBJECTS	5,525.00	0.00	0.00	0.00	0.00	5,525.00	5,525.00
10	E	---	9--	172000	---	OTHER EXPENDITURES	2,600.00	0.00	0.00	0.00	0.00	2,600.00	2,600.00
10	E	---	---	172000	---	GIFTED AND TALENTED	11,125.00	350.00	341.56	3.07	0.00	10,783.44	10,783.44
10	E	---	---	1-----	---	INSTRUCTION	12,673,677.00	195,711.81	238,323.31	1.88	270,884.01	12,164,469.68	12,435,353.69
10	E	---	1--	212000	---	SALARIES	42,000.00	0.00	0.00	0.00	0.00	42,000.00	42,000.00
10	E	---	2--	212000	---	EMPLOYEE BENEFITS	4,690.00	0.00	0.00	0.00	0.00	4,690.00	4,690.00
10	E	---	---	212000	---	SOCIAL WORK	46,690.00	0.00	0.00	0.00	0.00	46,690.00	46,690.00
10	E	---	1--	213000	---	SALARIES	246,794.00	2,340.94	3,229.67	1.31	0.00	243,564.33	243,564.33
10	E	---	2--	213000	---	EMPLOYEE BENEFITS	99,862.00	1,165.40	1,758.00	1.76	0.00	98,104.00	98,104.00
10	E	---	3--	213000	---	PURCHASED SERVICES	41,525.00	0.00	0.00	0.00	800.00	40,725.00	41,525.00
10	E	---	4--	213000	---	NON-CAPITAL OBJECTS	9,700.00	0.00	0.00	0.00	1,325.46	8,374.54	9,700.00
10	E	---	9--	213000	---	OTHER EXPENDITURES	3,500.00	0.00	0.00	0.00	0.00	3,500.00	3,500.00
10	E	---	---	213000	---	PUPIL SERVICES - GUIDANC	401,381.00	3,506.34	4,987.67	1.24	2,125.46	394,267.87	396,393.33
10	E	---	1--	214000	---	SALARIES	117,250.00	0.00	0.00	0.00	0.00	117,250.00	117,250.00
10	E	---	2--	214000	---	EMPLOYEE BENEFITS	74,354.00	0.00	0.00	0.00	0.00	74,354.00	74,354.00
10	E	---	3--	214000	---	PURCHASED SERVICES	1,960.00	90.00	90.00	4.59	420.00	1,450.00	1,870.00

Fd	T	Loc	Obj	Func	Prj	Obj	2022-23	August 2022-23	2022-23	2022-23	Encumbered	Unencumbered	Unexpended
							Revised Budget	Monthly Activity	FYTD Activity	FYTD %	Amount	Balance	Balance
10	E	---	4--	214000	---	NON-CAPITAL OBJECTS	5,900.00	785.34	785.34	13.31	739.51	4,375.15	5,114.66
10	E	---	9--	214000	---	OTHER EXPENDITURES	1,160.00	0.00	0.00	0.00	0.00	1,160.00	1,160.00
10	E	---	---	214000	---	PUPIL SERVICES - NURSE	200,624.00	875.34	875.34	0.44	1,159.51	198,589.15	199,748.66
10	E	---	1--	219000	---	SALARIES	32,703.00	448.13	448.13	1.37	0.00	32,254.87	32,254.87
10	E	---	2--	219000	---	EMPLOYEE BENEFITS	14,225.00	64.42	64.42	0.45	0.00	14,160.58	14,160.58
10	E	---	3--	219000	---	PURCHASED SERVICES	0.00	2,225.00	2,225.00	0.00	0.00	2,225.00-	2,225.00-
10	E	---	4--	219000	---	NON-CAPITAL OBJECTS	10,000.00	9,497.00	9,497.00	94.97	0.00	503.00	503.00
10	E	---	---	219000	---	OTHER PUPIL SERVICES	56,928.00	12,234.55	12,234.55	21.49	0.00	44,693.45	44,693.45
10	E	---	1--	221000	---	SALARIES	0.00	0.00	86.25	0.00	0.00	86.25-	86.25-
10	E	---	2--	221000	---	EMPLOYEE BENEFITS	0.00	0.00	12.21	0.00	0.00	12.21-	12.21-
10	E	---	3--	221000	---	PURCHASED SERVICES	3,200.00	0.00	0.00	0.00	0.00	3,200.00	3,200.00
10	E	---	---	221000	---	IMPROVEMENT OF INSTRUCTI	3,200.00	0.00	98.46	3.08	0.00	3,101.54	3,101.54
10	E	---	1--	221100	---	SALARIES	0.00	3,116.00	3,116.00	0.00	0.00	3,116.00-	3,116.00-
10	E	---	2--	221100	---	EMPLOYEE BENEFITS	0.00	238.37	238.37	0.00	0.00	238.37-	238.37-
10	E	---	---	221100	---	DIRECTION OF IMPROV OF I	0.00	3,354.37	3,354.37	0.00	0.00	3,354.37-	3,354.37-
10	E	---	1--	221200	---	SALARIES	10,868.00	13,475.56	15,166.06	139.55	0.00	4,298.06-	4,298.06-
10	E	---	2--	221200	---	EMPLOYEE BENEFITS	124.00	1,901.26	2,140.49	1,726.20	0.00	2,016.49-	2,016.49-
10	E	---	3--	221200	---	PURCHASED SERVICES	1,820.00	471.00	471.00	25.88	2,019.60	670.60-	1,349.00
10	E	---	4--	221200	---	NON-CAPITAL OBJECTS	6,535.00	49.93	49.93	0.76	29.97	6,455.10	6,485.07
10	E	---	9--	221200	---	OTHER EXPENDITURES	515.00	3,200.00	3,200.00	621.36	0.00	2,685.00-	2,685.00-
10	E	---	---	221200	---	CURRICULUM DEVELOPMENT	19,862.00	19,097.75	21,027.48	105.87	2,049.57	3,215.05-	1,165.48-
10	E	---	1--	221201	---	SALARIES	115,405.00	9,617.10	19,234.20	16.67	0.00	96,170.80	96,170.80
10	E	---	2--	221201	---	EMPLOYEE BENEFITS	39,543.00	3,185.90	6,371.80	16.11	0.00	33,171.20	33,171.20
10	E	---	---	221201	---	CURRICULUM DEVELOPMENT	154,948.00	12,803.00	25,606.00	16.53	0.00	129,342.00	129,342.00
10	E	---	1--	221300	---	SALARIES	22,000.00	6,567.84	6,659.84	30.27	0.00	15,340.16	15,340.16
10	E	---	2--	221300	---	EMPLOYEE BENEFITS	30,000.00	1,165.27	5,303.29	17.68	0.00	24,696.71	24,696.71
10	E	---	3--	221300	---	PURCHASED SERVICES	28,715.00	819.03	819.03	2.85	0.00	27,895.97	27,895.97
10	E	---	4--	221300	---	NON-CAPITAL OBJECTS	4,450.00	1,231.55	1,308.77	29.41	0.00	3,141.23	3,141.23
10	E	---	---	221300	---	INSTRUCTIONAL STAFF TRAI	85,165.00	9,783.69	14,090.93	16.55	0.00	71,074.07	71,074.07
10	E	---	3--	221500	---	PURCHASED SERVICES	86,114.00	0.00	56,576.20	65.70	17,430.00	12,107.80	29,537.80
10	E	---	4--	221500	---	NON-CAPITAL OBJECTS	88,759.00	100.82	100.82	0.11	50,470.00	38,188.18	88,658.18
10	E	---	---	221500	---	INSTRUCTION RELATED TECH	174,873.00	100.82	56,677.02	32.41	67,900.00	50,295.98	118,195.98

Fd	T	Loc	Obj	Func	Prj	Obj	2022-23	August 2022-23	2022-23	2022-23	Encumbered	Unencumbered	Unexpended
							Revised Budget	Monthly Activity	FYTD Activity	FYTD %	Amount	Balance	Balance
10	E	---	1--	222200	---	SALARIES	252,649.00	0.00	0.00	0.00	0.00	252,649.00	252,649.00
10	E	---	2--	222200	---	EMPLOYEE BENEFITS	169,998.00	0.00	0.00	0.00	0.00	169,998.00	169,998.00
10	E	---	3--	222200	---	PURCHASED SERVICES	20,300.00	12,149.48	12,149.48	59.85	6,054.89	2,095.63	8,150.52
10	E	---	4--	222200	---	NON-CAPITAL OBJECTS	70,450.00	12,490.77	16,027.21	22.75	16,746.74	37,676.05	54,422.79
10	E	---	9--	222200	---	OTHER EXPENDITURES	400.00	0.00	0.00	0.00	0.00	400.00	400.00
10	E	---	---	222200	---	SCHOOL LIBRARY	513,797.00	24,640.25	28,176.69	5.48	22,801.63	462,818.68	485,620.31
10	E	---	1--	222300	---	SALARIES	0.00	0.00	2,087.50	0.00	0.00	2,087.50-	2,087.50-
10	E	---	2--	222300	---	EMPLOYEE BENEFITS	0.00	0.00	763.01	0.00	0.00	763.01-	763.01-
10	E	---	---	222300	---	AUDIOVISUAL	0.00	0.00	2,850.51	0.00	0.00	2,850.51-	2,850.51-
10	E	---	1--	223700	---	SALARIES	31,200.00	0.00	0.00	0.00	0.00	31,200.00	31,200.00
10	E	---	2--	223700	---	EMPLOYEE BENEFITS	18,051.00	0.00	0.00	0.00	0.00	18,051.00	18,051.00
10	E	---	---	223700	---	SUP/COOR VOC ED - LVEC	49,251.00	0.00	0.00	0.00	0.00	49,251.00	49,251.00
10	E	---	1--	223900	---	SALARIES	66,684.00	3,667.11	6,416.73	9.62	0.00	60,267.27	60,267.27
10	E	---	2--	223900	---	EMPLOYEE BENEFITS	41,802.00	2,382.45	4,111.52	9.84	0.00	37,690.48	37,690.48
10	E	---	3--	223900	---	PURCHASED SERVICES	2,000.00	0.00	0.00	0.00	0.00	2,000.00	2,000.00
10	E	---	---	223900	---	SUPERVISION AND COORD-OT	110,486.00	6,049.56	10,528.25	9.53	0.00	99,957.75	99,957.75
10	E	---	1--	229000	---	SALARIES	51,233.00	8,538.92	17,077.78	33.33	0.00	34,155.22	34,155.22
10	E	---	2--	229000	---	EMPLOYEE BENEFITS	31,672.00	3,124.92	6,249.85	19.73	0.00	25,422.15	25,422.15
10	E	---	---	229000	---	OTHER INSTRUCTIONAL STAF	82,905.00	11,663.84	23,327.63	28.14	0.00	59,577.37	59,577.37
10	E	---	1--	231000	---	SALARIES	18,500.00	1,115.00	2,465.00	13.32	0.00	16,035.00	16,035.00
10	E	---	2--	231000	---	EMPLOYEE BENEFITS	1,350.00	85.29	188.56	13.97	0.00	1,161.44	1,161.44
10	E	---	3--	231000	---	PURCHASED SERVICES	40,000.00	14,000.00	14,000.00	35.00	0.00	26,000.00	26,000.00
10	E	---	4--	231000	---	NON-CAPITAL OBJECTS	4,000.00	148.98	105.66	2.64	0.00	3,894.34	3,894.34
10	E	---	9--	231000	---	OTHER EXPENDITURES	8,500.00	0.00	245.00	2.88	0.00	8,255.00	8,255.00
10	E	---	---	231000	---	BOARD OF EDUCATION	72,350.00	15,349.27	17,004.22	23.50	0.00	55,345.78	55,345.78
10	E	---	3--	231500	---	PURCHASED SERVICES	11,500.00	1,372.00	1,372.00	11.93	0.00	10,128.00	10,128.00
10	E	---	---	231500	---	BOARD OF EDUCATION - LEG	11,500.00	1,372.00	1,372.00	11.93	0.00	10,128.00	10,128.00
10	E	---	1--	232000	---	SALARIES	194,888.00	15,455.34	29,759.82	15.27	0.00	165,128.18	165,128.18
10	E	---	2--	232000	---	EMPLOYEE BENEFITS	76,193.00	6,032.61	11,178.96	14.67	0.00	65,014.04	65,014.04
10	E	---	3--	232000	---	PURCHASED SERVICES	2,120.00	39.00	459.00	21.65	0.00	1,661.00	1,661.00
10	E	---	4--	232000	---	NON-CAPITAL OBJECTS	4,530.00	929.70	929.70	20.52	81.70	3,518.60	3,600.30
10	E	---	---	232000	---	CENTRAL ADMINISTRATION	277,731.00	22,456.65	42,327.48	15.24	81.70	235,321.82	235,403.52

Fd	T	Loc	Obj	Func	Prj	Obj	2022-23	August 2022-23	2022-23	2022-23	Encumbered	Unencumbered	Unexpended
							Revised Budget	Monthly Activity	FYTD Activity	FYTD %	Amount	Balance	Balance
10	E	---	9--	239000	---	OTHER EXPENDITURES	0.00	0.00	283.88	0.00	0.00	283.88-	283.88-
10	E	---	---	239000	---	OTHER GENERAL ADMINISTRA	0.00	0.00	283.88	0.00	0.00	283.88-	283.88-
10	E	---	1--	240000	---	SALARIES	851,854.00	74,556.82	127,137.06	14.92	0.00	724,716.94	724,716.94
10	E	---	2--	240000	---	EMPLOYEE BENEFITS	453,867.00	27,975.99	46,321.40	10.21	0.00	407,545.60	407,545.60
10	E	---	3--	240000	---	PURCHASED SERVICES	20,015.00	1,770.00	2,610.00	13.04	0.00	17,405.00	17,405.00
10	E	---	4--	240000	---	NON-CAPITAL OBJECTS	87,978.00	5,569.67	5,569.67	6.33	19,451.63	62,956.70	82,408.33
10	E	---	9--	240000	---	OTHER EXPENDITURES	6,000.00	444.00	444.00	7.40	0.00	5,556.00	5,556.00
10	E	---	---	240000	---	BUILDING ADMINISTRATION	1,419,714.00	110,316.48	182,082.13	12.83	19,451.63	1,218,180.24	1,237,631.87
10	E	---	1--	252000	---	SALARIES	193,519.00	16,545.55	29,651.00	15.32	0.00	163,868.00	163,868.00
10	E	---	2--	252000	---	EMPLOYEE BENEFITS	82,865.00	6,829.82	12,072.28	14.57	0.00	70,792.72	70,792.72
10	E	---	3--	252000	---	PURCHASED SERVICES	11,370.00	0.00	3,250.00	28.58	0.00	8,120.00	8,120.00
10	E	---	4--	252000	---	NON-CAPITAL OBJECTS	1,200.00	0.00	0.00	0.00	0.00	1,200.00	1,200.00
10	E	---	9--	252000	---	OTHER EXPENDITURES	7,430.00	623.36	738.21	9.94	0.00	6,691.79	6,691.79
10	E	---	---	252000	---	FISCAL	296,384.00	23,998.73	45,711.49	15.42	0.00	250,672.51	250,672.51
10	E	---	1--	253000	---	SALARIES	712,769.00	59,783.88	100,779.68	14.14	0.00	611,989.32	611,989.32
10	E	---	2--	253000	---	EMPLOYEE BENEFITS	395,189.00	29,885.93	45,859.27	11.60	0.00	349,329.73	349,329.73
10	E	---	3--	253000	---	PURCHASED SERVICES	535,569.00	41,208.74	43,064.85	8.04	4,847.88	487,656.27	492,504.15
10	E	---	4--	253000	---	NON-CAPITAL OBJECTS	139,400.00	17,290.59	17,658.19	12.67	67,896.63	53,845.18	121,741.81
10	E	---	5--	253000	---	CAPITAL OBJECTS	7,500.00	3,347.35	3,347.35	44.63	25,631.80	21,479.15-	4,152.65
10	E	---	9--	253000	---	OTHER EXPENDITURES	2,810.00	0.00	55.00	1.96	0.00	2,755.00	2,755.00
10	E	---	---	253000	---	OPERATION	1,793,237.00	151,516.49	210,764.34	11.75	98,376.31	1,484,096.35	1,582,472.66
10	E	---	1--	254100	---	SALARIES	48,904.00	3,555.58	5,788.84	11.84	0.00	43,115.16	43,115.16
10	E	---	2--	254100	---	EMPLOYEE BENEFITS	17,803.00	1,440.47	2,349.95	13.20	0.00	15,453.05	15,453.05
10	E	---	---	254100	---	DIRECTION OF MAINTENANCE	66,707.00	4,996.05	8,138.79	12.20	0.00	58,568.21	58,568.21
10	E	---	3--	254200	---	PURCHASED SERVICES	181,150.00	56,987.73	61,328.73	33.86	54,318.94	65,502.33	119,821.27
10	E	---	4--	254200	---	NON-CAPITAL OBJECTS	3,400.00	1,155.12	1,155.12	33.97	3,221.00	976.12-	2,244.88
10	E	---	5--	254200	---	CAPITAL OBJECTS	0.00	10,140.00	10,140.00	0.00	0.00	10,140.00-	10,140.00-
10	E	---	---	254200	---	SITE REPAIRS	184,550.00	68,282.85	72,623.85	39.35	57,539.94	54,386.21	111,926.15
10	E	---	3--	254300	---	PURCHASED SERVICES	314,690.00	14,434.37	37,896.05	12.04	268,599.20	8,194.75	276,793.95
10	E	---	4--	254300	---	NON-CAPITAL OBJECTS	11,650.00	3,824.73	3,942.60	33.84	2,192.08	5,515.32	7,707.40
10	E	---	9--	254300	---	OTHER EXPENDITURES	450.00	0.00	0.00	0.00	0.00	450.00	450.00
10	E	---	---	254300	---	BUILDING REPAIRS	326,790.00	18,259.10	41,838.65	12.80	270,791.28	14,160.07	284,951.35
10	E	---	3--	254490	---	PURCHASED SERVICES	0.00	2,541.39	2,541.39	0.00	0.00	2,541.39-	2,541.39-

Fd	T	Loc	Obj	Func	Prj	Obj	2022-23	August 2022-23	2022-23	2022-23	Encumbered	Unencumbered	Unexpended
							Revised Budget	Monthly Activity	FYTD Activity	FYTD %	Amount	Balance	Balance
10	E	---	---	254490	---	OTHER EQUIPMENT REPAIRS	0.00	2,541.39	2,541.39	0.00	0.00	2,541.39-	2,541.39-
10	E	---	3--	254900	---	PURCHASED SERVICES	3,575.00	0.00	0.00	0.00	0.00	3,575.00	3,575.00
10	E	---	4--	254900	---	NON-CAPITAL OBJECTS	51,925.00	10,113.85	10,113.85	19.48	4,462.14	37,349.01	41,811.15
10	E	---	5--	254900	---	CAPITAL OBJECTS	39,000.00	0.00	0.00	0.00	7,492.00	31,508.00	39,000.00
10	E	---	---	254900	---	OTHER MAINTENANCE	94,500.00	10,113.85	10,113.85	10.70	11,954.14	72,432.01	84,386.15
10	E	---	3--	255100	---	PURCHASED SERVICES	0.00	10,340.00	10,340.00	0.00	102,450.00	112,790.00-	10,340.00-
10	E	---	---	255100	---	CONSTRUCTION	0.00	10,340.00	10,340.00	0.00	102,450.00	112,790.00-	10,340.00-
10	E	---	3--	255300	---	PURCHASED SERVICES	141,300.00	33,995.00-	26,524.00	18.77	9,500.00	105,276.00	114,776.00
10	E	---	4--	255300	---	NON-CAPITAL OBJECTS	0.00	53,108.00	53,108.00	0.00	2,195.24	55,303.24-	53,108.00-
10	E	---	5--	255300	---	CAPITAL OBJECTS	25,000.00	15,698.55	15,698.55	62.79	40,416.45	31,115.00-	9,301.45
10	E	---	---	255300	---	REMODELING	166,300.00	34,811.55	95,330.55	57.32	52,111.69	18,857.76	70,969.45
10	E	---	3--	255400	---	PURCHASED SERVICES	51,900.00	90.00	90.00	0.17	0.00	51,810.00	51,810.00
10	E	---	---	255400	---	RENTAL IN LIEU OF PURCHA	51,900.00	90.00	90.00	0.17	0.00	51,810.00	51,810.00
10	E	---	5--	256300	---	CAPITAL OBJECTS	0.00	0.00	37,219.00	0.00	0.00	37,219.00-	37,219.00-
10	E	---	---	256300	---	VEHICLE ACQUISITION	0.00	0.00	37,219.00	0.00	0.00	37,219.00-	37,219.00-
10	E	---	3--	256710	---	PURCHASED SERVICES	1,187,930.00	0.00	0.00	0.00	0.00	1,187,930.00	1,187,930.00
10	E	---	---	256710	---	CONTR TRANSPORTATION-FLE	1,187,930.00	0.00	0.00	0.00	0.00	1,187,930.00	1,187,930.00
10	E	---	3--	256720	---	PURCHASED SERVICES	15,000.00	0.00	0.00	0.00	0.00	15,000.00	15,000.00
10	E	---	---	256720	---	SHUTTLE SERVICE	15,000.00	0.00	0.00	0.00	0.00	15,000.00	15,000.00
10	E	---	3--	256741	---	PURCHASED SERVICES	17,000.00	0.00	0.00	0.00	0.00	17,000.00	17,000.00
10	E	---	---	256741	---	OTHER CO-CURRICULAR TRAV	17,000.00	0.00	0.00	0.00	0.00	17,000.00	17,000.00
10	E	---	3--	256742	---	PURCHASED SERVICES	109,180.00	0.00	450.00-	0.41-	0.00	109,630.00	109,630.00
10	E	---	---	256742	---	ATHLETIC TRANSPORTATION	109,180.00	0.00	450.00-	0.41-	0.00	109,630.00	109,630.00
10	E	---	3--	256770	---	PURCHASED SERVICES	28,000.00	0.00	0.00	0.00	0.00	28,000.00	28,000.00
10	E	---	---	256770	---	FIELD TRIPS	28,000.00	0.00	0.00	0.00	0.00	28,000.00	28,000.00
10	E	---	3--	259000	---	PURCHASED SERVICES	0.00	395.81	395.81	0.00	0.00	395.81-	395.81-
10	E	---	---	259000	---	OTHER BUSINESS ADMINISTR	0.00	395.81	395.81	0.00	0.00	395.81-	395.81-
10	E	---	3--	260000	---	PURCHASED SERVICES	111,800.00	10,483.97	18,631.41	16.66	0.00	93,168.59	93,168.59

Fd	T	Loc	Obj	Func	Prj	Obj	2022-23	August 2022-23	2022-23	2022-23	Encumbered	Unencumbered	Unexpended
							Revised Budget	Monthly Activity	FYTD Activity	FYTD %	Amount	Balance	Balance
10	E	---	4--	260000	---	NON-CAPITAL OBJECTS	29,000.00	3,333.81	3,333.81	11.50	7,612.04	18,054.15	25,666.19
10	E	---	---	260000	---	CENTRAL SERVICES	140,800.00	13,817.78	21,965.22	15.60	7,612.04	111,222.74	118,834.78
10	E	---	3--	264400	---	PURCHASED SERVICES	0.00	243.04	243.04	0.00	0.00	243.04-	243.04-
10	E	---	---	264400	---	NONINSTRUCTIONAL STAFF T	0.00	243.04	243.04	0.00	0.00	243.04-	243.04-
10	E	---	7--	270000	---	INSURANCE AND JUDGEMENTS	230,865.00	74.00	74.00	0.03	0.00	230,791.00	230,791.00
10	E	---	---	270000	---	INSURANCE AND JUDGMENTS	230,865.00	74.00	74.00	0.03	0.00	230,791.00	230,791.00
10	E	---	6--	283000	---	DEBT REITREMENT	40,000.00	0.00	0.00	0.00	0.00	40,000.00	40,000.00
10	E	---	---	283000	---	OPERATIONAL DEBT	40,000.00	0.00	0.00	0.00	0.00	40,000.00	40,000.00
10	E	---	2--	292000	---	EMPLOYEE BENEFITS	210,000.00	0.00	0.00	0.00	0.00	210,000.00	210,000.00
10	E	---	---	292000	---	OTHER RETIREE PAYMENTS	210,000.00	0.00	0.00	0.00	0.00	210,000.00	210,000.00
10	E	---	1--	295000	---	SALARIES	183,598.00	15,002.65	24,665.13	13.43	0.00	158,932.87	158,932.87
10	E	---	2--	295000	---	EMPLOYEE BENEFITS	94,635.00	5,640.00	8,958.73	9.47	0.00	85,676.27	85,676.27
10	E	---	3--	295000	---	PURCHASED SERVICES	156,907.00	100,091.21	190,582.23	121.46	13,680.00	47,355.23-	33,675.23-
10	E	---	4--	295000	---	NON-CAPITAL OBJECTS	67,710.00	29,039.67	29,039.67	42.89	26,421.35	12,248.98	38,670.33
10	E	---	5--	295000	---	CAPITAL OBJECTS	0.00	9,287.12	9,287.12	0.00	7,610.88	16,898.00-	9,287.12-
10	E	---	---	295000	---	ADMINISTRATIVE TECHNOLOG	502,850.00	159,060.65	262,532.88	52.21	47,712.23	192,604.89	240,317.12
10	E	---	2--	299000	---	EMPLOYEE BENEFITS	40,000.00	0.00	0.00	0.00	0.00	40,000.00	40,000.00
10	E	---	3--	299000	---	PURCHASED SERVICES	4,247.00	1,061.75	1,061.75	25.00	0.00	3,185.25	3,185.25
10	E	---	---	299000	---	MISCELLANEOUS	44,247.00	1,061.75	1,061.75	2.40	0.00	43,185.25	43,185.25
10	E	---	---	2-----	---	SUPPORT SERVICES	9,187,645.00	753,206.95	1,267,439.22	13.80	764,117.13	7,156,088.65	7,920,205.78
10	E	---	8--	411000	---	OPERATING TRANSFER - OUT	11,695,004.00	0.00	0.00	0.00	0.00	11,695,004.00	11,695,004.00
10	E	---	---	411000	---	TRANSFER FROM FUND 10	11,695,004.00	0.00	0.00	0.00	0.00	11,695,004.00	11,695,004.00
10	E	---	3--	431000	---	PURCHASED SERVICES	5,000.00	0.00	0.00	0.00	0.00	5,000.00	5,000.00
10	E	---	---	431000	---	GENERAL TUITION PAYMENTS	5,000.00	0.00	0.00	0.00	0.00	5,000.00	5,000.00
10	E	---	3--	435000	---	PURCHASED SERVICES	425,000.00	0.00	0.00	0.00	0.00	425,000.00	425,000.00
10	E	---	---	435000	---	OPEN ENROLLMENT PAYMENTS	425,000.00	0.00	0.00	0.00	0.00	425,000.00	425,000.00
10	E	---	3--	438000	---	PURCHASED SERVICES	284,737.00	0.00	0.00	0.00	0.00	284,737.00	284,737.00
10	E	---	---	438000	---	GENERAL AID REDUCTION	284,737.00	0.00	0.00	0.00	0.00	284,737.00	284,737.00

Fd	T	Loc	Obj	Func	Prj	Obj	2022-23	August 2022-23	2022-23	2022-23	Encumbered	Unencumbered	Unexpended
							Revised Budget	Monthly Activity	FYTD Activity	FYTD %	Amount	Balance	Balance
10	E	---	---	4-----	---	NON-PROGRAM TRANSACTIONS	12,409,741.00	0.00	0.00	0.00	0.00	12,409,741.00	12,409,741.00
10	-	---	---	-----	---	GENERAL FUND	34,271,063.00	948,918.76	1,505,762.53	4.39	1,035,001.14	31,730,299.33	32,765,300.47

Fd	T	Loc	Obj	Func	Prj	Obj	2022-23	August 2022-23	2022-23	2022-23	Encumbered	Unencumbered	Unexpended
							Revised	Budget	Monthly Activity	FYTD Activity	FYTD %	Amount	Balance
21	E	---	4--	110000	---	NON-CAPITAL OBJECTS	0.00	203.99	203.99	0.00	0.00	203.99-	203.99-
21	E	---	---	110000	---	UNDIFFERENTIATED CURRICU	0.00	203.99	203.99	0.00	0.00	203.99-	203.99-
21	E	---	4--	120000	---	NON-CAPITAL OBJECTS	0.00	8,554.46	10,496.79	0.00	169.03-	10,327.76-	10,496.79-
21	E	---	---	120000	---	REGULAR CURRICULUM	0.00	8,554.46	10,496.79	0.00	169.03-	10,327.76-	10,496.79-
21	E	---	---	1-----	---	INSTRUCTION	0.00	8,758.45	10,700.78	0.00	169.03-	10,531.75-	10,700.78-
21	E	---	4--	214000	---	NON-CAPITAL OBJECTS	0.00	0.00	0.00	0.00	1,996.40	1,996.40-	0.00
21	E	---	---	214000	---	PUPIL SERVICES - NURSE	0.00	0.00	0.00	0.00	1,996.40	1,996.40-	0.00
21	E	---	3--	240000	---	PURCHASED SERVICES	0.00	2,950.00	2,950.00	0.00	0.00	2,950.00-	2,950.00-
21	E	---	4--	240000	---	NON-CAPITAL OBJECTS	0.00	5,536.92	5,369.97	0.00	197.24	5,567.21-	5,369.97-
21	E	---	9--	240000	---	OTHER EXPENDITURES	0.00	400.00	400.00	0.00	0.00	400.00-	400.00-
21	E	---	---	240000	---	BUILDING ADMINISTRATION	0.00	8,886.92	8,719.97	0.00	197.24	8,917.21-	8,719.97-
21	E	---	---	2-----	---	SUPPORT SERVICES	0.00	8,886.92	8,719.97	0.00	2,193.64	10,913.61-	8,719.97-
21	-	---	---	-----	---	GIFT FUND	0.00	17,645.37	19,420.75	0.00	2,024.61	21,445.36-	19,420.75-

Fd	T	Loc	Obj	Func	Prj	Obj	2022-23	August 2022-23	2022-23	2022-23	Encumbered	Unencumbered	Unexpended
							Revised Budget	Monthly Activity	FYTD Activity	FYTD %	Amount	Balance	Balance
27	E	---	1--	152000	---	SALARIES	47,900.00	0.00	0.00	0.00	0.00	47,900.00	47,900.00
27	E	---	2--	152000	---	EMPLOYEE BENEFITS	7,036.00	0.00	0.00	0.00	0.00	7,036.00	7,036.00
27	E	---	4--	152000	---	NON-CAPITAL OBJECTS	15,500.00	0.00	0.00	0.00	0.00	15,500.00	15,500.00
27	E	---	9--	152000	---	OTHER EXPENDITURES	950.00	0.00	0.00	0.00	0.00	950.00	950.00
27	E	---	---	152000	---	EARLY CHILDHOOD	71,386.00	0.00	0.00	0.00	0.00	71,386.00	71,386.00
27	E	---	1--	156110	---	SALARIES	31,852.00	0.00	0.00	0.00	0.00	31,852.00	31,852.00
27	E	---	2--	156110	---	EMPLOYEE BENEFITS	16,449.00	0.00	0.00	0.00	0.00	16,449.00	16,449.00
27	E	---	---	156110	---	HEARING IMPAIRMENT	48,301.00	0.00	0.00	0.00	0.00	48,301.00	48,301.00
27	E	---	1--	156600	---	SALARIES	531,564.00	19,403.34	38,806.68	7.30	0.00	492,757.32	492,757.32
27	E	---	2--	156600	---	EMPLOYEE BENEFITS	270,710.00	7,931.05	14,741.11	5.45	0.00	255,968.89	255,968.89
27	E	---	3--	156600	---	PURCHASED SERVICES	800.00	0.00	0.00	0.00	984.41	184.41-	800.00
27	E	---	4--	156600	---	NON-CAPITAL OBJECTS	5,200.00	2,091.63	2,091.63	40.22	2,610.24	498.13	3,108.37
27	E	---	9--	156600	---	OTHER EXPENDITURES	1,060.00	0.00	0.00	0.00	0.00	1,060.00	1,060.00
27	E	---	---	156600	---	SPEECH/LANGUAGE	809,334.00	29,426.02	55,639.42	6.87	3,594.65	750,099.93	753,694.58
27	E	---	4--	158200	---	NON-CAPITAL OBJECTS	0.00	44.11	44.11	0.00	0.00	44.11-	44.11-
27	E	---	---	158200	---	LEARNING DISABILITIES	0.00	44.11	44.11	0.00	0.00	44.11-	44.11-
27	E	---	1--	158700	---	SALARIES	2,527,215.00	69,506.07	133,378.59	5.28	0.00	2,393,836.41	2,393,836.41
27	E	---	2--	158700	---	EMPLOYEE BENEFITS	1,380,507.39	31,543.93	62,489.94	4.53	0.00	1,318,017.45	1,318,017.45
27	E	---	3--	158700	---	PURCHASED SERVICES	21,000.00	10,155.00	10,155.00	48.36	6,000.00	4,845.00	10,845.00
27	E	---	4--	158700	---	NON-CAPITAL OBJECTS	112,500.00	5,638.39	6,653.39	5.91	16,167.49	89,679.12	105,846.61
27	E	---	5--	158700	---	CAPITAL OBJECTS	7,000.00	0.00	0.00	0.00	0.00	7,000.00	7,000.00
27	E	---	9--	158700	---	OTHER EXPENDITURES	1,000.00	0.00	0.00	0.00	0.00	1,000.00	1,000.00
27	E	---	---	158700	---	CROSS CATEGORICAL	4,049,222.39	116,843.39	212,676.92	5.25	22,167.49	3,814,377.98	3,836,545.47
27	E	---	4--	158777	---	NON-CAPITAL OBJECTS	0.00	185.19	185.19	0.00	23.22	208.41-	185.19-
27	E	---	---	158777	---	RVA CROSS CATEGORICAL	0.00	185.19	185.19	0.00	23.22	208.41-	185.19-
27	E	---	9--	159100	---	OTHER EXPENDITURES	2,000.00	0.00	0.00	0.00	0.00	2,000.00	2,000.00
27	E	---	---	159100	---	SPECIAL ED ASSISTANTS	2,000.00	0.00	0.00	0.00	0.00	2,000.00	2,000.00
27	E	---	1--	159180	---	SALARIES	776,579.00	374.91	374.91	0.05	0.00	776,204.09	776,204.09
27	E	---	2--	159180	---	EMPLOYEE BENEFITS	488,464.00	54.34	54.34	0.01	0.00	488,409.66	488,409.66
27	E	---	---	159180	---	CROSS CATEGORICAL - ASST	1,265,043.00	429.25	429.25	0.03	0.00	1,264,613.75	1,264,613.75
27	E	---	1--	159300	---	SALARIES	29,583.00	0.00	0.00	0.00	0.00	29,583.00	29,583.00
27	E	---	2--	159300	---	EMPLOYEE BENEFITS	15,970.00	0.00	0.00	0.00	0.00	15,970.00	15,970.00

Fd	T	Loc	Obj	Func	Prj	Obj	2022-23	August 2022-23	2022-23	2022-23	Encumbered	Unencumbered	Unexpended
							Revised Budget	Monthly Activity	FYTD Activity	FYTD %	Amount	Balance	Balance
27	E	---	---	159300	---	ADAPTIVE PHY ED	45,553.00	0.00	0.00	0.00	0.00	45,553.00	45,553.00
27	E	---	---	1-----	---	INSTRUCTION	6,290,839.39	146,927.96	268,974.89	4.28	25,785.36	5,996,079.14	6,021,864.50
27	E	---	1--	212000	---	SALARIES	75,150.00	0.00	0.00	0.00	0.00	75,150.00	75,150.00
27	E	---	2--	212000	---	EMPLOYEE BENEFITS	51,113.00	0.00	0.00	0.00	0.00	51,113.00	51,113.00
27	E	---	---	212000	---	SOCIAL WORK	126,263.00	0.00	0.00	0.00	0.00	126,263.00	126,263.00
27	E	---	1--	215000	---	SALARIES	459,749.00	22,198.66	44,397.32	9.66	0.00	415,351.68	415,351.68
27	E	---	2--	215000	---	EMPLOYEE BENEFITS	208,938.00	8,127.70	16,255.40	7.78	0.00	192,682.60	192,682.60
27	E	---	4--	215000	---	NON-CAPITAL OBJECTS	3,000.00	3,809.60	3,809.60	126.99	0.00	809.60-	809.60-
27	E	---	---	215000	---	PSYCHOLOGICAL SERVICES	671,687.00	34,135.96	64,462.32	9.60	0.00	607,224.68	607,224.68
27	E	---	3--	215200	---	PURCHASED SERVICES	3,590.00	0.00	0.00	0.00	0.00	3,590.00	3,590.00
27	E	---	4--	215200	---	NON-CAPITAL OBJECTS	3,850.00	0.00	0.00	0.00	50.17	3,799.83	3,850.00
27	E	---	---	215200	---	DIRECT PSYCHOLOGICAL SER	7,440.00	0.00	0.00	0.00	50.17	7,389.83	7,440.00
27	E	---	1--	218100	---	SALARIES	228,397.00	10,841.26	21,682.52	9.49	0.00	206,714.48	206,714.48
27	E	---	2--	218100	---	EMPLOYEE BENEFITS	81,493.00	2,389.13	4,777.83	5.86	0.00	76,715.17	76,715.17
27	E	---	3--	218100	---	PURCHASED SERVICES	600.00	0.00	0.00	0.00	1,075.00	475.00-	600.00
27	E	---	4--	218100	---	NON-CAPITAL OBJECTS	5,000.00	0.00	0.00	0.00	1,325.02	3,674.98	5,000.00
27	E	---	9--	218100	---	OTHER EXPENDITURES	310.00	0.00	0.00	0.00	0.00	310.00	310.00
27	E	---	---	218100	---	OCCUPATIONAL THERAPY	315,800.00	13,230.39	26,460.35	8.38	2,400.02	286,939.63	289,339.65
27	E	---	1--	218200	---	SALARIES	69,728.00	0.00	0.00	0.00	0.00	69,728.00	69,728.00
27	E	---	2--	218200	---	EMPLOYEE BENEFITS	36,528.00	0.00	0.00	0.00	0.00	36,528.00	36,528.00
27	E	---	3--	218200	---	PURCHASED SERVICES	600.00	0.00	0.00	0.00	0.00	600.00	600.00
27	E	---	4--	218200	---	NON-CAPITAL OBJECTS	3,000.00	0.00	0.00	0.00	0.00	3,000.00	3,000.00
27	E	---	---	218200	---	PHYSICAL THERAPY	109,856.00	0.00	0.00	0.00	0.00	109,856.00	109,856.00
27	E	---	1--	221200	---	SALARIES	0.00	1,023.50	1,023.50	0.00	0.00	1,023.50-	1,023.50-
27	E	---	2--	221200	---	EMPLOYEE BENEFITS	0.00	144.84	144.84	0.00	0.00	144.84-	144.84-
27	E	---	---	221200	---	CURRICULUM DEVELOPMENT	0.00	1,168.34	1,168.34	0.00	0.00	1,168.34-	1,168.34-
27	E	---	1--	221300	---	SALARIES	0.00	1,988.00	1,988.00	0.00	0.00	1,988.00-	1,988.00-
27	E	---	2--	221300	---	EMPLOYEE BENEFITS	5,000.00	281.32	2,531.32	50.63	0.00	2,468.68	2,468.68
27	E	---	3--	221300	---	PURCHASED SERVICES	30,500.00	3,264.76	3,264.76	10.70	0.00	27,235.24	27,235.24
27	E	---	4--	221300	---	NON-CAPITAL OBJECTS	6,000.00	70.00	70.00	1.17	2,100.00	3,830.00	5,930.00
27	E	---	---	221300	---	INSTRUCTIONAL STAFF TRAI	41,500.00	5,604.08	7,854.08	18.93	2,100.00	31,545.92	33,645.92

Fd	T	Loc	Obj	Func	Prj	Obj	2022-23	August 2022-23	2022-23	2022-23	Encumbered	Unencumbered	Unexpended
							Revised Budget	Monthly Activity	FYTD Activity	FYTD %	Amount	Balance	Balance
27	E	---	4--	221900	---	NON-CAPITAL OBJECTS	3,500.00	68.77	68.77	1.96	0.00	3,431.23	3,431.23
27	E	---	---	221900	---	OTHER IMPROVEMENT OF INS	3,500.00	68.77	68.77	1.96	0.00	3,431.23	3,431.23
27	E	---	1--	223300	---	SALARIES	114,893.00	9,574.42	19,148.84	16.67	0.00	95,744.16	95,744.16
27	E	---	2--	223300	---	EMPLOYEE BENEFITS	28,631.00	2,306.80	4,613.60	16.11	0.00	24,017.40	24,017.40
27	E	---	3--	223300	---	PURCHASED SERVICES	3,500.00	0.00	3,566.00	101.89	0.00	66.00-	66.00-
27	E	---	4--	223300	---	NON-CAPITAL OBJECTS	1,000.00	0.00	0.00	0.00	25.60	974.40	1,000.00
27	E	---	---	223300	---	SUP/COOR EXCEPTIONAL EDU	148,024.00	11,881.22	27,328.44	18.46	25.60	120,669.96	120,695.56
27	E	---	1--	223390	---	SALARIES	45,289.00	3,609.11	5,956.43	13.15	0.00	39,332.57	39,332.57
27	E	---	2--	223390	---	EMPLOYEE BENEFITS	29,349.00	2,330.33	3,748.49	12.77	0.00	25,600.51	25,600.51
27	E	---	3--	223390	---	PURCHASED SERVICES	0.00	0.00	0.00	0.00	526.45	526.45-	0.00
27	E	---	---	223390	---	SPECIAL ED SUPERIVSION &	74,638.00	5,939.44	9,704.92	13.00	526.45	64,406.63	64,933.08
27	E	---	3--	252000	---	PURCHASED SERVICES	0.00	0.00	11,298.00	0.00	0.00	11,298.00-	11,298.00-
27	E	---	---	252000	---	FISCAL	0.00	0.00	11,298.00	0.00	0.00	11,298.00-	11,298.00-
27	E	---	5--	255200	---	CAPITAL OBJECTS	50,000.00	0.00	0.00	0.00	0.00	50,000.00	50,000.00
27	E	---	---	255200	---	SITE REPAIRS	50,000.00	0.00	0.00	0.00	0.00	50,000.00	50,000.00
27	E	---	3--	255400	---	PURCHASED SERVICES	10,000.00	0.00	0.00	0.00	0.00	10,000.00	10,000.00
27	E	---	---	255400	---	RENTAL IN LIEU OF PURCHA	10,000.00	0.00	0.00	0.00	0.00	10,000.00	10,000.00
27	E	---	1--	256250	---	SALARIES	60,934.00	0.00	0.00	0.00	0.00	60,934.00	60,934.00
27	E	---	2--	256250	---	EMPLOYEE BENEFITS	46,936.00	0.00	0.00	0.00	0.00	46,936.00	46,936.00
27	E	---	3--	256250	---	PURCHASED SERVICES	27,000.00	0.00	0.00	0.00	0.00	27,000.00	27,000.00
27	E	---	4--	256250	---	NON-CAPITAL OBJECTS	1,000.00	0.00	0.00	0.00	0.00	1,000.00	1,000.00
27	E	---	---	256250	---	SP ED TRANSPORTATION - D	135,870.00	0.00	0.00	0.00	0.00	135,870.00	135,870.00
27	E	---	3--	256770	---	PURCHASED SERVICES	4,000.00	0.00	0.00	0.00	0.00	4,000.00	4,000.00
27	E	---	---	256770	---	FIELD TRIPS	4,000.00	0.00	0.00	0.00	0.00	4,000.00	4,000.00
27	E	---	7--	256800	---	INSURANCE AND JUDGEMENTS	2,000.00	0.00	0.00	0.00	0.00	2,000.00	2,000.00
27	E	---	---	256800	---	INSURANCE SERVICES	2,000.00	0.00	0.00	0.00	0.00	2,000.00	2,000.00
27	E	---	3--	259000	---	PURCHASED SERVICES	0.00	296.85	296.85	0.00	0.00	296.85-	296.85-
27	E	---	---	259000	---	OTHER BUSINESS ADMINISTR	0.00	296.85	296.85	0.00	0.00	296.85-	296.85-
27	E	---	3--	263300	---	PURCHASED SERVICES	2,000.00	824.99	824.99	41.25	0.00	1,175.01	1,175.01
27	E	---	---	263300	---	PUBLIC INFORMATION	2,000.00	824.99	824.99	41.25	0.00	1,175.01	1,175.01

Fd	T	Loc	Obj	Func	Prj	Obj	2022-23	August 2022-23	2022-23	2022-23	Encumbered	Unencumbered	Unexpended
							Revised Budget	Monthly Activity	FYTD Activity	FYTD %	Amount	Balance	Balance
27	E	---	---	2-----	---	SUPPORT SERVICES	1,702,578.00	73,150.04	149,467.06	8.78	5,102.24	1,548,008.70	1,553,110.94
27	E	---	3--	436611	---	PURCHASED SERVICES	75,206.00	12,525.00	12,525.00	16.65	0.00	62,681.00	62,681.00
27	E	---	---	436611	---	HEARING IMPAIRMENT	75,206.00	12,525.00	12,525.00	16.65	0.00	62,681.00	62,681.00
27	E	---	3--	436670	---	PURCHASED SERVICES	0.00	6,151.50	6,151.50	0.00	0.00	6,151.50-	6,151.50-
27	E	---	---	436670	---	VISUAL IMPAIRMENT	0.00	6,151.50	6,151.50	0.00	0.00	6,151.50-	6,151.50-
27	E	---	---	4-----	---	NON-PROGRAM TRANSACTIONS	75,206.00	18,676.50	18,676.50	24.83	0.00	56,529.50	56,529.50
27	-	---	---	-----	---	SPECIAL EDUCATION FUND	8,068,623.39	238,754.50	437,118.45	5.42	30,887.60	7,600,617.34	7,631,504.94

Fd	T	Loc	Obj	Func	Prj	Obj	2022-23	August 2022-23	2022-23	2022-23	Encumbered	Unencumbered	Unexpended
							Revised Budget	Monthly Activity	FYTD Activity	FYTD %	Amount	Balance	Balance
38	E	---	6--	281000	---	DEBT REITREMENT	80,000.00	0.00	0.00	0.00	0.00	80,000.00	80,000.00
38	E	---	---	281000	---	LONG-TERM CAPITAL DEBT	80,000.00	0.00	0.00	0.00	0.00	80,000.00	80,000.00
38	E	---	6--	282000	---	DEBT REITREMENT	85,737.00	0.00	0.00	0.00	0.00	85,737.00	85,737.00
38	E	---	---	282000	---	REFINANCING	85,737.00	0.00	0.00	0.00	0.00	85,737.00	85,737.00
38	E	---	---	2-----	---	SUPPORT SERVICES	165,737.00	0.00	0.00	0.00	0.00	165,737.00	165,737.00
38	-	---	---	-----	---	Non-Referendum Debt Serv	165,737.00	0.00	0.00	0.00	0.00	165,737.00	165,737.00

Fd	T	Loc	Obj	Func	Prj	Obj	2022-23	August 2022-23	2022-23	2022-23	Encumbered	Unencumbered	Unexpended
							Revised Budget	Monthly Activity	FYTD Activity	FYTD %	Amount	Balance	Balance
39	E	---	6--	281000	---	DEBT REITREMENT	112,200.00	0.00	0.00	0.00	0.00	112,200.00	112,200.00
39	E	---	---	281000	---	LONG-TERM CAPITAL DEBT	112,200.00	0.00	0.00	0.00	0.00	112,200.00	112,200.00
39	E	---	---	2-----	---	SUPPORT SERVICES	112,200.00	0.00	0.00	0.00	0.00	112,200.00	112,200.00
39	-	---	---	-----	---	REFERENDUM APPROVED DEBT	112,200.00	0.00	0.00	0.00	0.00	112,200.00	112,200.00

Fd	T	Loc	Obj	Func	Prj	Obj	2022-23	August 2022-23	2022-23	2022-23	Encumbered	Unencumbered	Unexpended
							Revised Budget	Monthly Activity	FYTD Activity	FYTD %	Amount	Balance	Balance
49	E	---	3--	255300	---	PURCHASED SERVICES	0.00	159,220.00	159,220.00	0.00	53,074.84-	106,145.16-	159,220.00-
49	E	---	4--	255300	---	NON-CAPITAL OBJECTS	789,225.00	10,461.90	10,461.90	1.33	0.00	778,763.10	778,763.10
49	E	---	---	255300	---	REMODELING	789,225.00	169,681.90	169,681.90	21.50	53,074.84-	672,617.94	619,543.10
49	E	---	---	2-----	---	SUPPORT SERVICES	789,225.00	169,681.90	169,681.90	21.50	53,074.84-	672,617.94	619,543.10
49	-	---	---	-----	---	OTHER CAPITAL PROJECTS F	789,225.00	169,681.90	169,681.90	21.50	53,074.84-	672,617.94	619,543.10

Fd	T	Loc	Obj	Func	Prj	Obj	2022-23	August 2022-23	2022-23	2022-23	Encumbered	Unencumbered	Unexpended
							Revised Budget	Monthly Activity	FYTD Activity	FYTD %	Amount	Balance	Balance
50	E	---	3--	254300	---	PURCHASED SERVICES	0.00	3,163.00	3,163.00	0.00	0.00	3,163.00-	3,163.00-
50	E	---	---	254300	---	BUILDING REPAIRS	0.00	3,163.00	3,163.00	0.00	0.00	3,163.00-	3,163.00-
50	E	---	1--	257000	---	SALARIES	79,958.00	957.96	1,581.98	1.98	0.00	78,376.02	78,376.02
50	E	---	2--	257000	---	EMPLOYEE BENEFITS	55,341.00	648.31	1,047.69	1.89	0.00	54,293.31	54,293.31
50	E	---	3--	257000	---	PURCHASED SERVICES	1,155,000.00	8,578.30	13,433.18	1.16	0.00	1,141,566.82	1,141,566.82
50	E	---	4--	257000	---	NON-CAPITAL OBJECTS	0.00	2,919.64	2,919.64	0.00	161.00-	2,758.64-	2,919.64-
50	E	---	5--	257000	---	CAPITAL OBJECTS	0.00	4,977.00	4,977.00	0.00	17,453.00	22,430.00-	4,977.00-
50	E	---	9--	257000	---	OTHER EXPENDITURES	0.00	264.48-	254.81-	0.00	0.00	254.81	254.81
50	E	---	---	257000	---	FOOD SERVICES	1,290,299.00	17,816.73	23,704.68	1.84	17,292.00	1,249,302.32	1,266,594.32
50	E	---	3--	295000	---	PURCHASED SERVICES	0.00	0.00	6,619.00	0.00	0.00	6,619.00-	6,619.00-
50	E	---	---	295000	---	ADMINISTRATIVE TECHNOLOG	0.00	0.00	6,619.00	0.00	0.00	6,619.00-	6,619.00-
50	E	---	---	2-----	---	SUPPORT SERVICES	1,290,299.00	20,979.73	33,486.68	2.60	17,292.00	1,239,520.32	1,256,812.32
50	-	---	---	-----	---	FOOD SERVICE FUND	1,290,299.00	20,979.73	33,486.68	2.60	17,292.00	1,239,520.32	1,256,812.32

Fd	T	Loc	Obj	Func	Prj	Obj	2022-23	August 2022-23	2022-23	2022-23	Encumbered	Unencumbered	Unexpended
							Revised Budget	Monthly Activity	FYTD Activity	FYTD %	Amount	Balance	Balance
73	E	---	9--	420000	---	OTHER EXPENDITURES	0.00	0.00	651,096.47	0.00	0.00	651,096.47-	651,096.47-
73	E	---	---	420000	---	TRUST FUND AWARD/SCHOLAR	0.00	0.00	651,096.47	0.00	0.00	651,096.47-	651,096.47-
73	E	---	---	4-----	---	NON-PROGRAM TRANSACTIONS	0.00	0.00	651,096.47	0.00	0.00	651,096.47-	651,096.47-
73	-	---	---	-----	---	FIDUCIARY FUND	0.00	0.00	651,096.47	0.00	0.00	651,096.47-	651,096.47-

Fd	T	Loc	Obj	Func	Prj	Obj	2022-23	August 2022-23	2022-23	2022-23	Encumbered	Unencumbered	Unexpended
							Revised Budget	Monthly Activity	FYTD Activity	FYTD %	Amount	Balance	Balance
80	E	---	1--	229000	---	SALARIES	0.00	25.00	25.00	0.00	0.00	25.00-	25.00-
80	E	---	2--	229000	---	EMPLOYEE BENEFITS	0.00	3.54	3.54	0.00	0.00	3.54-	3.54-
80	E	---	---	229000	---	OTHER INSTRUCTIONAL STAF	0.00	28.54	28.54	0.00	0.00	28.54-	28.54-
80	E	---	3--	230000	---	PURCHASED SERVICES	0.00	61.24	61.24	0.00	0.00	61.24-	61.24-
80	E	---	---	230000	---	GENERAL ADMINISTRATION	0.00	61.24	61.24	0.00	0.00	61.24-	61.24-
80	E	---	1--	232200	---	SALARIES	12,500.00	662.50	865.00	6.92	0.00	11,635.00	11,635.00
80	E	---	2--	232200	---	EMPLOYEE BENEFITS	1,185.00	50.72	66.22	5.59	0.00	1,118.78	1,118.78
80	E	---	3--	232200	---	PURCHASED SERVICES	50,000.00	0.00	0.00	0.00	0.00	50,000.00	50,000.00
80	E	---	---	232200	---	COMMUNITY RELATIONS	63,685.00	713.22	931.22	1.46	0.00	62,753.78	62,753.78
80	E	---	1--	240000	---	SALARIES	79,700.00	544.60	544.60	0.68	0.00	79,155.40	79,155.40
80	E	---	2--	240000	---	EMPLOYEE BENEFITS	16,215.00	706.61	706.61	4.36	0.00	15,508.39	15,508.39
80	E	---	3--	240000	---	PURCHASED SERVICES	5,000.00	0.00	0.00	0.00	0.00	5,000.00	5,000.00
80	E	---	4--	240000	---	NON-CAPITAL OBJECTS	5,000.00	427.32	427.32	8.55	531.67	4,041.01	4,572.68
80	E	---	---	240000	---	BUILDING ADMINISTRATION	105,915.00	1,678.53	1,678.53	1.58	531.67	103,704.80	104,236.47
80	E	---	3--	253000	---	PURCHASED SERVICES	0.00	0.00	0.00	0.00	10,000.00	10,000.00-	0.00
80	E	---	---	253000	---	OPERATION	0.00	0.00	0.00	0.00	10,000.00	10,000.00-	0.00
80	E	---	4--	254490	---	NON-CAPITAL OBJECTS	10,000.00	0.00	0.00	0.00	0.00	10,000.00	10,000.00
80	E	---	---	254490	---	OTHER EQUIPMENT REPAIRS	10,000.00	0.00	0.00	0.00	0.00	10,000.00	10,000.00
80	E	---	3--	256790	---	PURCHASED SERVICES	29,000.00	0.00	0.00	0.00	0.00	29,000.00	29,000.00
80	E	---	---	256790	---	OTHER CONTRACTED TRANSP	29,000.00	0.00	0.00	0.00	0.00	29,000.00	29,000.00
80	E	---	---	2-----	---	SUPPORT SERVICES	208,600.00	2,481.53	2,699.53	1.29	10,531.67	195,368.80	205,900.47
80	E	---	1--	310000	---	SALARIES	18,000.00	0.00	0.00	0.00	0.00	18,000.00	18,000.00
80	E	---	2--	310000	---	EMPLOYEE BENEFITS	2,800.00	0.00	0.00	0.00	0.00	2,800.00	2,800.00
80	E	---	3--	310000	---	PURCHASED SERVICES	1,000.00	0.00	0.00	0.00	0.00	1,000.00	1,000.00
80	E	---	4--	310000	---	NON-CAPITAL OBJECTS	700.00	26.35	26.35	3.76	0.00	673.65	673.65
80	E	---	---	310000	---	COMMUNITY SRVCS - ADULT	22,500.00	26.35	26.35	0.12	0.00	22,473.65	22,473.65
80	E	---	1--	390000	---	SALARIES	108,294.00	1,528.85	1,862.35	1.72	0.00	106,431.65	106,431.65
80	E	---	2--	390000	---	EMPLOYEE BENEFITS	16,706.00	1,694.35	1,741.55	10.42	0.00	14,964.45	14,964.45
80	E	---	3--	390000	---	PURCHASED SERVICES	0.00	1,033.50	1,033.50	0.00	3,705.00	4,738.50-	1,033.50-
80	E	---	4--	390000	---	NON-CAPITAL OBJECTS	0.00	2,411.83	2,811.83	0.00	0.00	2,811.83-	2,811.83-
80	E	---	9--	390000	---	OTHER EXPENDITURES	0.00	300.00	300.00	0.00	0.00	300.00-	300.00-

Fd	T	Loc	Obj	Func	Prj	Obj	2022-23	August 2022-23	2022-23	2022-23	Encumbered	Unencumbered	Unexpended
							Revised Budget	Monthly Activity	FYTD Activity	FYTD %	Amount	Balance	Balance
80	E	---	---	390000	---	COMMUNITY SERVICES - OTH	125,000.00	6,968.53	7,749.23	6.20	3,705.00	113,545.77	117,250.77
80	E	---	1--	393000	---	SALARIES	83,337.00	1,178.92	2,339.84	2.81	0.00	80,997.16	80,997.16
80	E	---	2--	393000	---	EMPLOYEE BENEFITS	11,318.00	186.93	372.48	3.29	0.00	10,945.52	10,945.52
80	E	---	3--	393000	---	PURCHASED SERVICES	13,700.00	0.00	688.90	5.03	0.00	13,011.10	13,011.10
80	E	---	4--	393000	---	NON-CAPITAL OBJECTS	13,000.00	0.00	0.00	0.00	6,804.16	6,195.84	13,000.00
80	E	---	9--	393000	---	OTHER EXPENDITURES	450.00	75.00	75.00	16.67	0.00	375.00	375.00
80	E	---	---	393000	---	RECREATION ATHLETIC COMM	121,805.00	1,440.85	3,476.22	2.85	6,804.16	111,524.62	118,328.78
80	E	---	---	3-----	---	COMMUNITY SERVICES	269,305.00	8,435.73	11,251.80	4.18	10,509.16	247,544.04	258,053.20
80	-	---	---	-----	---	COMMUNITY SERVICE FUND	477,905.00	10,917.26	13,951.33	2.92	21,040.83	442,912.84	463,953.67

Fd	T	Loc	Obj	Func	Prj	Obj	2022-23	August 2022-23	2022-23	2022-23	Encumbered	Unencumbered	Unexpended
							Revised Budget	Monthly Activity	FYTD Activity	FYTD %	Amount	Balance	Balance
99	E	---	1--	110000	---	SALARIES	1,613,705.00	137,130.10	275,150.20	17.05	0.00	1,338,554.80	1,338,554.80
99	E	---	2--	110000	---	EMPLOYEE BENEFITS	809,160.00	54,380.59	109,611.87	13.55	0.00	699,548.13	699,548.13
99	E	---	3--	110000	---	PURCHASED SERVICES	75,000.00	6,640.46	6,640.46	8.85	4,965.00	63,394.54	68,359.54
99	E	---	4--	110000	---	NON-CAPITAL OBJECTS	982,500.00	333,876.25	339,365.58	34.54	108,549.66	534,584.76	643,134.42
99	E	---	9--	110000	---	OTHER EXPENDITURES	0.00	146.00	146.00	0.00	0.00	146.00-	146.00-
99	E	---	---	110000	---	UNDIFFERENTIATED CURRICU	3,480,365.00	532,173.40	730,914.11	21.00	113,514.66	2,635,936.23	2,749,450.89
99	E	---	3--	120000	---	PURCHASED SERVICES	0.00	5,100.00	5,022.00	0.00	0.00	5,022.00-	5,022.00-
99	E	---	4--	120000	---	NON-CAPITAL OBJECTS	0.00	1,924.09	2,036.03	0.00	46.00	2,082.03-	2,036.03-
99	E	---	---	120000	---	REGULAR CURRICULUM	0.00	7,024.09	7,058.03	0.00	46.00	7,104.03-	7,058.03-
99	E	---	1--	121000	---	SALARIES	113,500.00	15,027.10	30,054.20	26.48	0.00	83,445.80	83,445.80
99	E	---	2--	121000	---	EMPLOYEE BENEFITS	64,575.00	7,977.62	15,952.48	24.70	0.00	48,622.52	48,622.52
99	E	---	---	121000	---	ART	178,075.00	23,004.72	46,006.68	25.84	0.00	132,068.32	132,068.32
99	E	---	1--	122000	---	SALARIES	202,900.00	19,840.84	39,681.68	19.56	0.00	163,218.32	163,218.32
99	E	---	2--	122000	---	EMPLOYEE BENEFITS	94,184.00	5,625.22	11,250.44	11.95	0.00	82,933.56	82,933.56
99	E	---	---	122000	---	ENGLISH LANGUAGE	297,084.00	25,466.06	50,932.12	17.14	0.00	246,151.88	246,151.88
99	E	---	1--	122115	---	SALARIES	0.00	9,250.00	18,500.00	0.00	0.00	18,500.00-	18,500.00-
99	E	---	2--	122115	---	EMPLOYEE BENEFITS	0.00	4,296.24	8,587.44	0.00	0.00	8,587.44-	8,587.44-
99	E	---	---	122115	---	INTERVENTION	0.00	13,546.24	27,087.44	0.00	0.00	27,087.44-	27,087.44-
99	E	---	1--	123219	---	SALARIES	160,000.00	13,333.34	26,666.68	16.67	0.00	133,333.32	133,333.32
99	E	---	2--	123219	---	EMPLOYEE BENEFITS	72,522.00	5,726.86	11,442.30	15.78	0.00	61,079.70	61,079.70
99	E	---	---	123219	---	SPANISH	232,522.00	19,060.20	38,108.98	16.39	0.00	194,413.02	194,413.02
99	E	---	1--	124000	---	SALARIES	155,300.00	13,241.68	26,483.36	17.05	0.00	128,816.64	128,816.64
99	E	---	2--	124000	---	EMPLOYEE BENEFITS	69,275.00	4,751.76	9,503.52	13.72	0.00	59,771.48	59,771.48
99	E	---	---	124000	---	MATHEMATICS	224,575.00	17,993.44	35,986.88	16.02	0.00	188,588.12	188,588.12
99	E	---	1--	126000	---	SALARIES	273,370.00	18,605.44	37,210.88	13.61	0.00	236,159.12	236,159.12
99	E	---	2--	126000	---	EMPLOYEE BENEFITS	157,080.00	9,750.10	19,496.92	12.41	0.00	137,583.08	137,583.08
99	E	---	---	126000	---	SCIENCE	430,450.00	28,355.54	56,707.80	13.17	0.00	373,742.20	373,742.20
99	E	---	1--	127000	---	SALARIES	216,941.00	20,570.12	41,140.24	18.96	0.00	175,800.76	175,800.76
99	E	---	2--	127000	---	EMPLOYEE BENEFITS	122,505.00	10,035.16	19,612.00	16.01	0.00	102,893.00	102,893.00
99	E	---	---	127000	---	SOCIAL SCIENCE	339,446.00	30,605.28	60,752.24	17.90	0.00	278,693.76	278,693.76
99	E	---	3--	129100	---	PURCHASED SERVICES	8,600.00	6,136.50	6,136.50	71.35	0.00	2,463.50	2,463.50

Fd	T	Loc	Obj	Func	Prj	Obj	2022-23	August 2022-23	2022-23	2022-23	Encumbered	Unencumbered	Unexpended
							Revised Budget	Monthly Activity	FYTD Activity	FYTD %	Amount	Balance	Balance
99	E	---	4--	129100	---	NON-CAPITAL OBJECTS	1,683.00	773.05	773.05	45.93	678.24	231.71	909.95
99	E	---	---	129100	---	CAREER DEVELOPMENT - MAS	10,283.00	6,909.55	6,909.55	67.19	678.24	2,695.21	3,373.45
99	E	---	1--	132000	---	SALARIES	44,300.00	3,691.68	7,383.36	16.67	0.00	36,916.64	36,916.64
99	E	---	2--	132000	---	EMPLOYEE BENEFITS	6,508.00	534.92	1,069.84	16.44	0.00	5,438.16	5,438.16
99	E	---	---	132000	---	BUSINESS OCCUPATIONS	50,808.00	4,226.60	8,453.20	16.64	0.00	42,354.80	42,354.80
99	E	---	1--	143000	---	SALARIES	220,030.00	18,335.86	36,671.72	16.67	0.00	183,358.28	183,358.28
99	E	---	2--	143000	---	EMPLOYEE BENEFITS	106,130.00	8,484.86	16,965.58	15.99	0.00	89,164.42	89,164.42
99	E	---	---	143000	---	PHYSICAL EDUCATION	326,160.00	26,820.72	53,637.30	16.45	0.00	272,522.70	272,522.70
99	E	---	4--	161000	---	NON-CAPITAL OBJECTS	15,000.00	212.25	212.25	1.42	0.00	14,787.75	14,787.75
99	E	---	---	161000	---	CO-CURRICULAR ACADEMIC	15,000.00	212.25	212.25	1.42	0.00	14,787.75	14,787.75
99	E	---	4--	162000	---	NON-CAPITAL OBJECTS	15,000.00	0.00	0.00	0.00	0.00	15,000.00	15,000.00
99	E	---	---	162000	---	CO-CURRICULAR ATHLETICS	15,000.00	0.00	0.00	0.00	0.00	15,000.00	15,000.00
99	E	---	1--	171000	---	SALARIES	0.00	6,260.00	12,520.00	0.00	0.00	12,520.00-	12,520.00-
99	E	---	2--	171000	---	EMPLOYEE BENEFITS	0.00	907.08	1,814.16	0.00	0.00	1,814.16-	1,814.16-
99	E	---	3--	171000	---	PURCHASED SERVICES	0.00	0.00	74.88	0.00	0.00	74.88-	74.88-
99	E	---	---	171000	---	CULTURALLY/SOCIALLY DISA	0.00	7,167.08	14,409.04	0.00	0.00	14,409.04-	14,409.04-
99	E	---	---	1-----	---	INSTRUCTION	5,599,768.00	742,565.17	1,137,175.62	20.31	114,238.90	4,348,353.48	4,462,592.38
99	E	---	1--	213000	---	SALARIES	96,900.00	4,901.27	10,320.17	10.65	0.00	86,579.83	86,579.83
99	E	---	2--	213000	---	EMPLOYEE BENEFITS	66,806.00	1,732.73	3,451.15	5.17	0.00	63,354.85	63,354.85
99	E	---	---	213000	---	PUPIL SERVICES - GUIDANC	163,706.00	6,634.00	13,771.32	8.41	0.00	149,934.68	149,934.68
99	E	---	1--	215000	---	SALARIES	100,356.00	2,103.04	4,206.08	4.19	0.00	96,149.92	96,149.92
99	E	---	2--	215000	---	EMPLOYEE BENEFITS	48,642.00	899.64	1,799.28	3.70	0.00	46,842.72	46,842.72
99	E	---	---	215000	---	PSYCHOLOGICAL SERVICES	148,998.00	3,002.68	6,005.36	4.03	0.00	142,992.64	142,992.64
99	E	---	3--	219000	---	PURCHASED SERVICES	905,500.00	0.00	0.00	0.00	0.00	905,500.00	905,500.00
99	E	---	4--	219000	---	NON-CAPITAL OBJECTS	25,000.00	0.00	0.00	0.00	0.00	25,000.00	25,000.00
99	E	---	---	219000	---	OTHER PUPIL SERVICES	930,500.00	0.00	0.00	0.00	0.00	930,500.00	930,500.00
99	E	---	1--	221000	---	SALARIES	25,000.00	0.00	0.00	0.00	0.00	25,000.00	25,000.00
99	E	---	3--	221000	---	PURCHASED SERVICES	0.00	0.00	1,471.32	0.00	0.00	1,471.32-	1,471.32-
99	E	---	---	221000	---	IMPROVEMENT OF INSTRUCTI	25,000.00	0.00	1,471.32	5.89	0.00	23,528.68	23,528.68

Fd	T	Loc	Obj	Func	Prj	Obj	2022-23	August 2022-23	2022-23	2022-23	Encumbered	Unencumbered	Unexpended
							Revised Budget	Monthly Activity	FYTD Activity	FYTD %	Amount	Balance	Balance
99	E	---	1--	221200	---	SALARIES	852,315.00	59,324.40	95,643.77	11.22	0.00	756,671.23	756,671.23
99	E	---	2--	221200	---	EMPLOYEE BENEFITS	503,908.00	16,510.35	29,764.85	5.91	0.00	474,143.15	474,143.15
99	E	---	3--	221200	---	PURCHASED SERVICES	876,000.00	14,000.00	24,000.00	2.74	0.00	852,000.00	852,000.00
99	E	---	4--	221200	---	NON-CAPITAL OBJECTS	213,000.00	0.00	0.00	0.00	0.00	213,000.00	213,000.00
99	E	---	5--	221200	---	CAPITAL OBJECTS	100,000.00	0.00	0.00	0.00	0.00	100,000.00	100,000.00
99	E	---	9--	221200	---	OTHER EXPENDITURES	15,000.00	0.00	0.00	0.00	0.00	15,000.00	15,000.00
99	E	---	---	221200	---	CURRICULUM DEVELOPMENT	2,560,223.00	89,834.75	149,408.62	5.84	0.00	2,410,814.38	2,410,814.38
99	E	---	2--	221300	---	EMPLOYEE BENEFITS	0.00	598.00	2,473.00	0.00	0.00	2,473.00-	2,473.00-
99	E	---	3--	221300	---	PURCHASED SERVICES	75,000.00	18,575.19	18,575.19	24.77	0.00	56,424.81	56,424.81
99	E	---	---	221300	---	INSTRUCTIONAL STAFF TRAI	75,000.00	19,173.19	21,048.19	28.06	0.00	53,951.81	53,951.81
99	E	---	3--	221500	---	PURCHASED SERVICES	0.00	125.00	125.00	0.00	0.00	125.00-	125.00-
99	E	---	---	221500	---	INSTRUCTION RELATED TECH	0.00	125.00	125.00	0.00	0.00	125.00-	125.00-
99	E	---	1--	235000	---	SALARIES	122,085.00	10,323.52	20,572.16	16.85	0.00	101,512.84	101,512.84
99	E	---	2--	235000	---	EMPLOYEE BENEFITS	40,531.00	3,280.76	6,550.69	16.16	0.00	33,980.31	33,980.31
99	E	---	3--	235000	---	PURCHASED SERVICES	0.00	4,990.85	4,990.85	0.00	0.00	4,990.85-	4,990.85-
99	E	---	4--	235000	---	NON-CAPITAL OBJECTS	0.00	16,893.81	18,970.51	0.00	0.00	18,970.51-	18,970.51-
99	E	---	9--	235000	---	OTHER EXPENDITURES	0.00	25.00	25.00	0.00	0.00	25.00-	25.00-
99	E	---	---	235000	---	CHARTER AUTHORIZER OP. C	162,616.00	35,513.94	51,109.21	31.43	0.00	111,506.79	111,506.79
99	E	---	1--	239000	---	SALARIES	65,826.00	5,485.50	10,971.00	16.67	0.00	54,855.00	54,855.00
99	E	---	2--	239000	---	EMPLOYEE BENEFITS	35,954.00	2,841.54	5,683.08	15.81	0.00	30,270.92	30,270.92
99	E	---	---	239000	---	OTHER GENERAL ADMINISTRA	101,780.00	8,327.04	16,654.08	16.36	0.00	85,125.92	85,125.92
99	E	---	1--	240000	---	SALARIES	571,954.00	52,130.79	90,325.10	15.79	0.00	481,628.90	481,628.90
99	E	---	2--	240000	---	EMPLOYEE BENEFITS	342,175.00	27,907.60	47,288.05	13.82	0.00	294,886.95	294,886.95
99	E	---	9--	240000	---	OTHER EXPENDITURES	0.00	2,530.15	2,530.15	0.00	0.00	2,530.15-	2,530.15-
99	E	---	---	240000	---	BUILDING ADMINISTRATION	914,129.00	82,568.54	140,143.30	15.33	0.00	773,985.70	773,985.70
99	E	---	1--	252000	---	SALARIES	27,395.00	2,241.66	3,782.74	13.81	0.00	23,612.26	23,612.26
99	E	---	2--	252000	---	EMPLOYEE BENEFITS	13,391.00	1,069.35	1,773.24	13.24	0.00	11,617.76	11,617.76
99	E	---	---	252000	---	FISCAL	40,786.00	3,311.01	5,555.98	13.62	0.00	35,230.02	35,230.02
99	E	---	1--	253000	---	SALARIES	7,700.00	641.66	1,283.32	16.67	0.00	6,416.68	6,416.68
99	E	---	2--	253000	---	EMPLOYEE BENEFITS	2,242.00	185.12	370.24	16.51	0.00	1,871.76	1,871.76
99	E	---	3--	253000	---	PURCHASED SERVICES	0.00	734.79	831.20	0.00	0.00	831.20-	831.20-
99	E	---	4--	253000	---	NON-CAPITAL OBJECTS	0.00	7.39	7.39	0.00	0.00	7.39-	7.39-
99	E	---	---	253000	---	OPERATION	9,942.00	1,568.96	2,492.15	25.07	0.00	7,449.85	7,449.85

Fd	T	Loc	Obj	Func	Prj	Obj	2022-23	August 2022-23	2022-23	2022-23	Encumbered	Unencumbered	Unexpended
							Revised Budget	Monthly Activity	FYTD Activity	FYTD %	Amount	Balance	Balance
99	E	---	3--	255000	---	PURCHASED SERVICES	0.00	28,766.00	28,766.00	0.00	0.00	28,766.00-	28,766.00-
99	E	---	5--	255000	---	CAPITAL OBJECTS	0.00	6,630.00	6,630.00	0.00	0.00	6,630.00-	6,630.00-
99	E	---	---	255000	---	FACILITY ACQUISITION/REM	0.00	35,396.00	35,396.00	0.00	0.00	35,396.00-	35,396.00-
99	E	---	3--	255400	---	PURCHASED SERVICES	18,000.00	4,435.18	8,306.38	46.15	0.00	9,693.62	9,693.62
99	E	---	---	255400	---	RENTAL IN LIEU OF PURCHA	18,000.00	4,435.18	8,306.38	46.15	0.00	9,693.62	9,693.62
99	E	---	5--	256300	---	CAPITAL OBJECTS	20,000.00	0.00	64,867.00	324.34	0.00	44,867.00-	44,867.00-
99	E	---	---	256300	---	VEHICLE ACQUISITION	20,000.00	0.00	64,867.00	324.34	0.00	44,867.00-	44,867.00-
99	E	---	9--	259000	---	OTHER EXPENDITURES	0.00	2,000.00	2,000.00	0.00	0.00	2,000.00-	2,000.00-
99	E	---	---	259000	---	OTHER BUSINESS ADMINISTR	0.00	2,000.00	2,000.00	0.00	0.00	2,000.00-	2,000.00-
99	E	---	3--	263300	---	PURCHASED SERVICES	0.00	69,220.29	91,068.17	0.00	0.00	91,068.17-	91,068.17-
99	E	---	---	263300	---	PUBLIC INFORMATION	0.00	69,220.29	91,068.17	0.00	0.00	91,068.17-	91,068.17-
99	E	---	3--	264400	---	PURCHASED SERVICES	0.00	542.51	542.51	0.00	0.00	542.51-	542.51-
99	E	---	---	264400	---	NONINSTRUCTIONAL STAFF T	0.00	542.51	542.51	0.00	0.00	542.51-	542.51-
99	E	---	7--	270000	---	INSURANCE AND JUDGEMENTS	69,100.00	85.00	85.00	0.12	0.00	69,015.00	69,015.00
99	E	---	---	270000	---	INSURANCE AND JUDGMENTS	69,100.00	85.00	85.00	0.12	0.00	69,015.00	69,015.00
99	E	---	6--	281000	---	DEBT REITREMENT	60,000.00	0.00	0.00	0.00	0.00	60,000.00	60,000.00
99	E	---	---	281000	---	LONG-TERM CAPITAL DEBT	60,000.00	0.00	0.00	0.00	0.00	60,000.00	60,000.00
99	E	---	1--	295000	---	SALARIES	114,600.00	9,966.68	19,933.36	17.39	0.00	94,666.64	94,666.64
99	E	---	2--	295000	---	EMPLOYEE BENEFITS	43,120.00	2,363.64	4,727.28	10.96	0.00	38,392.72	38,392.72
99	E	---	3--	295000	---	PURCHASED SERVICES	15,000.00	780.31	816.31	5.44	0.00	14,183.69	14,183.69
99	E	---	4--	295000	---	NON-CAPITAL OBJECTS	0.00	75,842.25	75,842.25	0.00	0.00	75,842.25-	75,842.25-
99	E	---	---	295000	---	ADMINISTRATIVE TECHNOLOG	172,720.00	88,952.88	101,319.20	58.66	0.00	71,400.80	71,400.80
99	E	---	---	2-----	---	SUPPORT SERVICES	5,472,500.00	450,690.97	711,368.79	13.00	0.00	4,761,131.21	4,761,131.21
99	-	---	---	-----	---	OTHER PKG/COOP PROGRAM F	11,072,268.00	1,193,256.14	1,848,544.41	16.70	114,238.90	9,109,484.69	9,223,723.59

Number of Accounts: 1958

***** End of report *****

Vendor	Purch Vendor	Purchasing Name	PO Number	Proj/Grant	Type	Invoice Nbr	Accrual	Amount
Line	Description		Account	Amount		1099		Amount
BMO FINA000					YDA	BMOJULY202200000	A/P-ACCR	215,051.76
10	CHARLES HECKEL, City Of Shawano, 715-526-6171, WI, 54166, US,			80.00				80.00
	99 E 600 940 110000 360			80.00				
20	CHARLES HECKEL, City Of Eau Claire, Eau Claire, WI, 54701, US,			45.00				45.00
	99 E 600 940 110000 360			45.00				
30	CHARLES HECKEL, Casa Mezcal, Mosinee, WI, 54455, US,			354.95				354.95
	99 E 600 411 235000 360			354.95				
40	CHARLES HECKEL, Mailchimp, Atlanta, GA, 30308, US,			59.00				59.00
	99 E 600 360 295000 360			59.00				
50	CHARLES HECKEL, Piggly Wiggly #202 S, Mosinee, WI, 54455, US,			104.82				104.82
	99 E 600 411 235000 360			104.82				
60	CHARLES HECKEL, Wis Hs Forensic Assoc, La Crosse, WI, 54603, US,			455.15				455.15
	99 E 600 940 240000 360			455.15				
70	CHARLES HECKEL, Green Bay Parks, Green Bay, WI, 54301-5006, US,			160.00				160.00
	99 E 600 940 110000 360			160.00				
80	CHARLES HECKEL, Langlade County Parks, 8888916064, WI, 54409, US,			161.00				161.00
	99 E 600 940 110000 360			161.00				
90	CHARLES HECKEL, Shell Oil 548560000qps, Mosinee, WI, 54455, US,			33.00				33.00
	99 E 600 348 253000 360			33.00				
100	CHARLES HECKEL, Kwik Trip 44000004408, Mosinee, WI, 54455, US,			65.68				65.68
	99 E 600 348 253000 360			65.68				
110	CHARLES HECKEL, 4imprint, Inc, 4imprint.Com, WI, 54901, US,			437.88				437.88
	99 E 600 411 235000 360			437.88				
120	CHARLES HECKEL, Stoney Creek Hotel, Rothschild, WI, 54474, US,			151.70				151.70
	99 E 600 342 264400 360			151.70				
130	CHARLES HECKEL, Stoney Creek Hotel, Rothschild, WI, 54474, US,			73.80				73.80
	99 E 600 342 264400 360			73.80				
140	CHARLES HECKEL, Digicopy, Stevens Poi, WI, 54481, US,			263.75				263.75
	99 E 600 411 235000 360			263.75				
150	CHARLES HECKEL, Shell Oil 548560000qps, Mosinee, WI, 54455, US,			30.00				30.00
	99 E 600 348 253000 360			30.00				
160	DENNIS HINDERLITER, Wm Supercenter #3643, Medford, WI, 54451, US,			100.82				100.82
	10 E 800 481 221500 000			100.82				
170	DENNIS HINDERLITER, Wal-Mart #3643, Medford, WI, 54451, US,			636.00				636.00
	10 E 800 481 295000 000			636.00				
180	DENNIS HINDERLITER, Batteries Plus - #0069, Wausau, WI, 54401, US,			286.00				286.00
	10 E 800 481 295000 000			286.00				

Vendor	Purch Vendor	Purchasing Name	PO Number	Proj/Grant	Type	Invoice Nbr	Accrual	Amount
Line	Description					Amount		
	Account					1099		
Invoice Number BMOJULY202200000 continued								
BMO FINA000					YDA	BMOJULY202200000	A/P-ACCR	215,051.76
190	JOSEPH GREGET, Kwik Trip 35100003517, Medford, WI, 54451, US,					55.55		
	27 E 800 411 158700 341					55.55		
200	JOSEPH GREGET, Kwik Trip 35100003517, Medford, WI, 54451, US,					20.00		
	80 E 800 411 310000 735					20.00		
210	JOSEPH GREGET, Medford County Marke, Medford, WI, 54451, US,					6.35		
	80 E 800 411 310000 735					6.35		
220	PATRICK SULLIVAN., Kwik Trip 35100003517, Medford, WI, 54451, US,					4.49		
	10 E 800 411 221300 000					4.49		
230	PATRICK SULLIVAN., Black River Liquor Sal, Black River F, WI, 54615, US,					71.23		
	10 E 800 411 221300 000					71.23		
240	PATRICK SULLIVAN., Hansen S Iga- Nellsvil, Neillsville, WI, 54456, US,					105.83		
	10 E 800 411 221300 000					105.83		
250	MAPSDDO, Collegeboard Workshops, 877-3491550, NY, 10023, US,					175.00		
	10 E 800 310 172000 000					175.00		
260	MAPSDDO, Cfs Flowers And Gifts, Needham, MA, 02494, US,					46.90		
	10 E 800 411 231000 000					46.90		
270	MAPSDDO, Current Catalog, 310-299-4100, CO, 80920, US,					144.05		
	10 E 800 411 232000 000					144.05		
280	MAPSDDO, Collegeboard Workshops, 877-3491550, NY, 10023, US,					175.00		
	10 E 800 310 172000 000					175.00		
290	MAPSDDO, La Quinta Inn & Suites, Stevens Point, WI, 54481, US,					121.52		
	10 E 800 342 264400 000					121.52		
300	MAPSDDO, 64 North Bar Grill, Medford, WI, 54451, US,					70.00		
	27 E 800 415 221300 341					70.00		
310	MAPSDDO, La Quinta Inn & Suites, Stevens Point, WI, 54481, US,					121.52		
	10 E 800 342 264400 000					121.52		
320	MAPSDDO, Wautoma Inn, Wautoma, WI, 54982, US,					159.98		
	10 E 800 342 221300 381					159.98		
330	MAPSDDO, Seaport Hotel Wtc, 617-3854420, MA, 02210, US,					873.57		
	27 E 800 342 221300 341					873.57		
340	MAPSDDO, 64 North Bar Grill, Medford, WI, 54451, US,					49.93		
	10 E 800 415 221200 000					49.93		
350	MAPSDDO, Occupational Safety A, 76294811207, FL, 32801, US,					167.99		
	10 E 800 310 221300 000					167.99		
360	MAPSDDO, Kalahari Resort - Wi E, 1305 Kalahari, WI, 53965, US,					296.99		

Vendor	Purch Vendor	Purchasing Name	PO Number	Proj/Grant	Type	Invoice Nbr	Accrual	Amount
Line	Description		Account	Amount		Amount		
						1099		
Invoice Number BMOJULY202200000 continued								
BMO FINA000					YDA	BMOJULY202200000	A/P-ACCR	215,051.76
	10 E 800 342 221300 381			296.99				
370	MAPSDDO, Wm Supercenter #3643, Medford, WI, 54451, US,					77.91		
	21 E 100 411 240000 036			77.91				
380	MAPSDDO, Samsclub.Com, 888-746-7726, AR, 72712, US,					47.36		
	10 E 800 411 232000 000			47.36				
390	MAPSDDO, Boarders Inn & Suites, 7157482330, WI, 54451, US,					270.00		
	10 E 400 342 125400 000			270.00				
400	MAPSDDO, Acorn Naturalists, 714-838-4888, CA, 92780-3698, US,					1,155.12		
	10 E 800 411 254200 195			1,155.12				
410	MAPSDDO, Wal-Mart #3643, Medford, WI, 54451, US,					36.11		
	21 E 100 411 240000 036			36.11				
420	MAPSDDO, Medford County Market, 7157489212, WI, 54451, US,					111.28		
	10 E 800 411 232000 000			111.28				
430	MAPSDDO, Usps Po 5652500887, Medford, WI, 54451, US,					3.75		
	10 E 800 353 260000 000			3.75				
440	Jill Lybert 8013, Sp Ice Home Arcade, Clarence, NY, 14031, US,					4,599.81		
	21 E 400 440 120000 610			4,599.81				
450	Charles Heckel 2785, Generation Mindful, Saint Louis, MO, 63117, US,					299.00		
	99 E 600 291 221300 360			299.00				
460	Charles Heckel 2785, Generation Mindful, Saint Louis, MO, 63117, US,					299.00		
	99 E 600 291 221300 360			299.00				
470	Charles Heckel 2785, Wordwall.Net, Dorset, BH16 6FA, GB,					97.00		
	99 E 600 360 295000 360			97.00				
480	Charles Heckel 2785, Institute For Excellen, 8008565815, OK, 74352, US,					-10.05		
	99 E 600 470 110000 360			-10.05				
490	Charles Heckel 2785, Institute For Excellen, 8008565815, OK, 74352, US,					-10.05		
	99 E 600 470 110000 360			-10.05				
500	Charles Heckel 2785, Institute For Excellen, 8008565815, OK, 74352, US,					-10.05		
	99 E 600 470 110000 360			-10.05				
510	Charles Heckel 2785, Institute For Excellen, 8008565815, OK, 74352, US,					-10.05		
	99 E 600 470 110000 360			-10.05				
520	Charles Heckel 2785, Institute For Excellen, 8008565815, OK, 74352, US,					-3.00		
	99 E 600 470 110000 360			-3.00				
530	Charles Heckel 2785, Institute For Excellen, 8008565815, OK, 74352, US,					-10.05		
	99 E 600 470 110000 360			-10.05				

Vendor	Purch Vendor	Purchasing Name	PO Number	Proj/Grant	Type	Invoice Nbr	Accrual	Amount
Line	Description					Amount		
Account			Amount			1099		
Invoice Number BMOJULY202200000 continued								
BMO FINA000					YDA	BMOJULY202200000	A/P-ACCR	215,051.76
540	Charles Heckel	2785, Royal Wash Of Mosinee, Mosinee, WI,	54455	US,		10.00		
	99 E 600 348 253000 360					10.00		
550	Charles Heckel	2785, Institute For Excellen,	8008565815	OK, 74352,	US,	63.00		
	99 E 600 470 110000 360					63.00		
560	Charles Heckel	2785, Institute For Excellen,	8008565815	OK, 74352,	US,	211.05		
	99 E 600 470 110000 360					211.05		
570	Charles Heckel	2785, Institute For Excellen,	8008565815	OK, 74352,	US,	211.05		
	99 E 600 470 110000 360					211.05		
580	Charles Heckel	2785, Institute For Excellen,	8008565815	OK, 74352,	US,	211.05		
	99 E 600 470 110000 360					211.05		
590	Charles Heckel	2785, Institute For Excellen,	8008565815	OK, 74352,	US,	211.05		
	99 E 600 470 110000 360					211.05		
600	Charles Heckel	2785, Institute For Excellen,	8008565815	OK, 74352,	US,	211.05		
	99 E 600 470 110000 360					211.05		
610	Charles Heckel	2785, Hi Stevens Point Conve,	7153440200	WI, 54482,	US,	11,610.00		
	99 E 600 342 221300 360					11,610.00		
620	Charles Heckel	2785, Onstar Data Plan-At&t,	8884667827	TX, 75211,	US,	20.00		
	99 E 600 358 235000 360					20.00		
630	Charles Heckel	2785, Bookshark, Llc.,	3037972954	CO, 80122,	US,	-97.00		
	99 E 600 470 110000 360					-97.00		
640	Charles Heckel	2785, The Inn At Sentryworld,	Stevens Point, WI,	54481,	US	12,191.84		
	99 E 600 411 235000 360					12,191.84		
650	Charles Heckel	2785, All About Learning,	715-4771976,	WI, 54521-8058,	US,	-206.62		
	99 E 600 470 110000 360					-206.62		
660	Charles Heckel	2785, All About Learning,	715-4771976,	WI, 54521-8058,	US,	-206.62		
	99 E 600 470 110000 360					-206.62		
670	Charles Heckel	2785, All About Learning,	715-4771976,	WI, 54521-8058,	US,	-206.62		
	99 E 600 470 110000 360					-206.62		
680	Charles Heckel	2785, All About Learning,	715-4771976,	WI, 54521-8058,	US,	-179.25		
	99 E 600 470 110000 360					-179.25		
690	Charles Heckel	2785, All About Learning,	715-4771976,	WI, 54521-8058,	US,	-206.62		
	99 E 600 470 110000 360					-206.62		
700	Charles Heckel	2785, All About Learning,	715-4771976,	WI, 54521-8058,	US,	-179.25		
	99 E 600 470 110000 360					-179.25		
710	Charles Heckel	2785, All About Learning,	715-4771976,	WI, 54521-8058,	US,	-206.62		

Vendor	Purch Vendor	Purchasing Name	PO Number	Proj/Grant	Type	Invoice Nbr	Accrual	Amount
Line	Description					Amount		
	Account					1099		
Invoice Number BMOJULY202200000 continued								
BMO FINA000					YDA	BMOJULY202200000	A/P-ACCR	215,051.76
890	Charles Heckel 2785, Bookshark, Llc., 3037972954, CO, 80122, US,					953.29		
99 E 600 470 110000 360						953.29		
900	Charles Heckel 2785, Sp Mhs: Multi Health, Toronto, ON, M2H 3R6, CA,					-2.34		
99 E 600 411 235000 360						-2.34		
910	Charles Heckel 2785, Sp Mhs: Multi Health, Toronto, ON, M2H 3R6, CA,					-15.68		
99 E 600 411 235000 360						-15.68		
920	Charles Heckel 2785, Bookshark, Llc., 3037972954, CO, 80122, US,					127.96		
99 E 600 470 110000 360						127.96		
930	Charles Heckel 2785, Bookshark, Llc., 3037972954, CO, 80122, US,					40.29		
99 E 600 470 110000 360						40.29		
940	Charles Heckel 2785, Bookshark, Llc., 3037972954, CO, 80122, US,					993.09		
99 E 600 470 110000 360						993.09		
950	Charles Heckel 2785, Bookshark, Llc., 3037972954, CO, 80122, US,					1,012.95		
99 E 600 470 110000 360						1,012.95		
960	Charles Heckel 2785, Institute For Excellen, 8008565815, OK, 74352, US,					-10.05		
99 E 600 470 110000 360						-10.05		
970	Charles Heckel 2785, Bookshark, Llc., 3037972954, CO, 80122, US,					864.00		
99 E 600 470 110000 360						864.00		
980	Charles Heckel 2785, Bookshark, Llc., 3037972954, CO, 80122, US,					377.99		
99 E 600 470 110000 360						377.99		
990	Charles Heckel 2785, Institute For Excellen, 8008565815, OK, 74352, US,					-10.05		
99 E 600 470 110000 360						-10.05		
1000	Charles Heckel 2785, Caseloadzen.Com, San Francisco, CA, 94158, US,					89.00		
99 E 600 360 295000 360						89.00		
1010	Charles Heckel 2785, Sp Mhs: Multi Health, Toronto, ON, M2H 3R6, CA,					106.25		
99 E 600 411 235000 360						106.25		
1020	Charles Heckel 2785, Bookshark, Llc., 3037972954, CO, 80122, US,					155.00		
99 E 600 470 110000 360						155.00		
1030	Charles Heckel 2785, Bookshark, Llc., 3037972954, CO, 80122, US,					893.77		
99 E 600 470 110000 360						893.77		
1040	Charles Heckel 2785, Bookshark, Llc., 3037972954, CO, 80122, US,					50.44		
99 E 600 470 110000 360						50.44		
1050	Charles Heckel 2785, Bookshark, Llc., 3037972954, CO, 80122, US,					48.00		
99 E 600 470 110000 360						48.00		
1060	Charles Heckel 2785, Bookshark, Llc., 3037972954, CO, 80122, US,					80.72		

Vendor	Purch Vendor	Purchasing Name	PO Number	Proj/Grant	Type	Invoice Nbr	Accrual	Amount
Line	Description		Account	Amount		Amount		
						1099		
Invoice Number BMOJULY202200000 continued								
BMO FINA000					YDA	BMOJULY202200000	A/P-ACCR	215,051.76
	99 E 600 470 110000 360			80.72				
1070	Charles Heckel 2785, Bookshark, Llc.,	3037972954, CO, 80122, US,				123.00		
	99 E 600 470 110000 360			123.00				
1080	Charles Heckel 2785, Bookshark, Llc.,	3037972954, CO, 80122, US,				144.00		
	99 E 600 470 110000 360			144.00				
1090	Charles Heckel 2785, Bookshark, Llc.,	3037972954, CO, 80122, US,				100.00		
	99 E 600 470 110000 360			100.00				
1100	Charles Heckel 2785, Bookshark, Llc.,	3037972954, CO, 80122, US,				46.85		
	99 E 600 470 110000 360			46.85				
1110	Charles Heckel 2785, Bookshark, Llc.,	3037972954, CO, 80122, US,				61.20		
	99 E 600 470 110000 360			61.20				
1120	Charles Heckel 2785, Bookshark, Llc.,	3037972954, CO, 80122, US,				21.99		
	99 E 600 470 110000 360			21.99				
1130	Charles Heckel 2785, Institute For Excellen,	8008565815, OK, 74352, US,				211.05		
	99 E 600 470 110000 360			211.05				
1140	Charles Heckel 2785, Bookshark, Llc.,	3037972954, CO, 80122, US,				773.39		
	99 E 600 470 110000 360			773.39				
1150	Charles Heckel 2785, Bookshark, Llc.,	3037972954, CO, 80122, US,				309.27		
	99 E 600 470 110000 360			309.27				
1160	Charles Heckel 2785, Bookshark, Llc.,	3037972954, CO, 80122, US,				104.99		
	99 E 600 470 110000 360			104.99				
1170	Charles Heckel 2785, Bookshark, Llc.,	3037972954, CO, 80122, US,				977.41		
	99 E 600 470 110000 360			977.41				
1180	Charles Heckel 2785, Bookshark, Llc.,	3037972954, CO, 80122, US,				788.03		
	99 E 600 470 110000 360			788.03				
1190	Charles Heckel 2785, Bookshark, Llc.,	3037972954, CO, 80122, US,				282.39		
	99 E 600 470 110000 360			282.39				
1200	Charles Heckel 2785, Bookshark, Llc.,	3037972954, CO, 80122, US,				974.09		
	99 E 600 470 110000 360			974.09				
1210	Charles Heckel 2785, Bookshark, Llc.,	3037972954, CO, 80122, US,				991.81		
	99 E 600 470 110000 360			991.81				
1220	Charles Heckel 2785, Bookshark, Llc.,	3037972954, CO, 80122, US,				827.83		
	99 E 600 470 110000 360			827.83				
1230	Charles Heckel 2785, Bookshark, Llc.,	3037972954, CO, 80122, US,				691.89		
	99 E 600 470 110000 360			691.89				

Vendor	Purch Vendor	Purchasing Name	PO Number	Proj/Grant	Type	Invoice Nbr	Accrual	Amount
Line	Description					Amount		
Account			Amount			1099		
Invoice Number BMOJULY202200000 continued								
BMO FINA000					YDA	BMOJULY202200000	A/P-ACCR	215,051.76
1240	Charles Heckel	2785, Bookshark, Llc., 3037972954, CO, 80122, US,				456.93		
	99 E 600 470 110000 360					456.93		
1250	Charles Heckel	2785, Bookshark, Llc., 3037972954, CO, 80122, US,				1,059.75		
	99 E 600 470 110000 360					1,059.75		
1260	Charles Heckel	2785, Institute For Excellen, 8008565815, OK, 74352, US,				211.05		
	99 E 600 470 110000 360					211.05		
1270	Charles Heckel	2785, Wcass, 608-2452511, WI, 53704, US,				400.00		
	99 E 600 940 240000 360					400.00		
1280	Charles Heckel	2785, Bookshark, Llc., 3037972954, CO, 80122, US,				410.59		
	99 E 600 470 110000 360					410.59		
1290	Charles Heckel	2785, Bookshark, Llc., 3037972954, CO, 80122, US,				506.68		
	99 E 600 470 110000 360					506.68		
1300	Charles Heckel	2785, Hie Stevens Point, 7153440000, WI, 54482, US,				2,250.00		
	99 E 600 342 221300 360					2,250.00		
1310	Charles Heckel	2785, Wcass, 608-2452511, WI, 53704, US,				400.00		
	99 E 600 940 240000 360					400.00		
1320	Charles Heckel	2785, Weathertech, Bolingbrook, IL, 60440, US,				229.89		
	99 E 600 411 235000 360					229.89		
1330	Charles Heckel	2785, Bookshark, Llc., 3037972954, CO, 80122, US,				868.90		
	99 E 600 470 110000 360					868.90		
1340	Charles Heckel	2785, All About Learning, 715-4771976, WI, 54521-8058, US,				195.85		
	99 E 600 470 110000 360					195.85		
1350	Charles Heckel	2785, All About Learning, 715-4771976, WI, 54521-8058, US,				195.85		
	99 E 600 470 110000 360					195.85		
1360	Charles Heckel	2785, All About Learning, 715-4771976, WI, 54521-8058, US,				169.90		
	99 E 600 470 110000 360					169.90		
1370	Charles Heckel	2785, All About Learning, 715-4771976, WI, 54521-8058, US,				169.90		
	99 E 600 470 110000 360					169.90		
1380	Charles Heckel	2785, All About Learning, 715-4771976, WI, 54521-8058, US,				195.85		
	99 E 600 470 110000 360					195.85		
1390	Charles Heckel	2785, All About Learning, 715-4771976, WI, 54521-8058, US,				195.85		
	99 E 600 470 110000 360					195.85		
1400	Charles Heckel	2785, All About Learning, 715-4771976, WI, 54521-8058, US,				195.85		
	99 E 600 470 110000 360					195.85		
1410	Charles Heckel	2785, All About Learning, 715-4771976, WI, 54521-8058, US,				195.85		

Vendor	Purch Vendor	Purchasing Name	PO Number	Proj/Grant	Type	Invoice Nbr	Accrual	Amount
Line	Description					Amount		
Account						1099		
Invoice Number BMOJULY202200000 continued								
BMO FINA000					YDA	BMOJULY202200000	A/P-ACCR	215,051.76
1590	Charles Heckel	2785, All About Learning,	715-4771976,	WI,	54521-8058,	US,		179.25
	99 E 600 470 110000 360							179.25
1600	Charles Heckel	2785, All About Learning,	715-4771976,	WI,	54521-8058,	US,		206.62
	99 E 600 470 110000 360							206.62
1610	Charles Heckel	2785, All About Learning,	715-4771976,	WI,	54521-8058,	US,		206.62
	99 E 600 470 110000 360							206.62
1620	Charles Heckel	2785, All About Learning,	715-4771976,	WI,	54521-8058,	US,		206.62
	99 E 600 470 110000 360							206.62
1630	Charles Heckel	2785, All About Learning,	715-4771976,	WI,	54521-8058,	US,		206.62
	99 E 600 470 110000 360							206.62
1640	Charles Heckel	2785, All About Learning,	715-4771976,	WI,	54521-8058,	US,		206.62
	99 E 600 470 110000 360							206.62
1650	Charles Heckel	2785, All About Learning,	715-4771976,	WI,	54521-8058,	US,		179.25
	99 E 600 470 110000 360							179.25
1660	Charles Heckel	2785, Bookshark, Llc.,	3037972954,	CO,	80122,	US,		122.00
	99 E 600 470 110000 360							122.00
1670	Charles Heckel	2785, Bookshark, Llc.,	3037972954,	CO,	80122,	US,		902.10
	99 E 600 470 110000 360							902.10
1680	Charles Heckel	2785, Bookshark, Llc.,	3037972954,	CO,	80122,	US,		916.01
	99 E 600 470 110000 360							916.01
1690	Charles Heckel	2785, Bookshark, Llc.,	3037972954,	CO,	80122,	US,		504.89
	99 E 600 470 110000 360							504.89
1700	Charles Heckel	2785, Bookshark, Llc.,	3037972954,	CO,	80122,	US,		832.11
	99 E 600 470 110000 360							832.11
1710	Charles Heckel	2785, Bookshark, Llc.,	3037972954,	CO,	80122,	US,		335.24
	99 E 600 470 110000 360							335.24
1720	Charles Heckel	2785, Bookshark, Llc.,	3037972954,	CO,	80122,	US,		916.01
	99 E 600 470 110000 360							916.01
1730	Charles Heckel	2785, Bookshark, Llc.,	3037972954,	CO,	80122,	US,		28.48
	99 E 600 470 110000 360							28.48
1740	Charles Heckel	2785, Bookshark, Llc.,	3037972954,	CO,	80122,	US,		191.99
	99 E 600 470 110000 360							191.99
1750	Charles Heckel	2785, Bookshark, Llc.,	3037972954,	CO,	80122,	US,		530.08
	99 E 600 470 110000 360							530.08
1760	Charles Heckel	2785, Bookshark, Llc.,	3037972954,	CO,	80122,	US,		191.25

Vendor	Purch Vendor	Purchasing Name	PO Number	Proj/Grant	Type	Invoice Nbr	Accrual	Amount
Line	Description		Account	Amount		Amount		
						1099		
Invoice Number BMOJULY202200000 continued								
BMO FINA000					YDA	BMOJULY202200000	A/P-ACCR	215,051.76
	99 E 600 470 110000 360			191.25				
1770	Charles Heckel 2785, Bookshark, Llc., 3037972954, CO, 80122, US,					327.03		
	99 E 600 470 110000 360			327.03				
1780	Charles Heckel 2785, Bookshark, Llc., 3037972954, CO, 80122, US,					251.13		
	99 E 600 470 110000 360			251.13				
1790	Charles Heckel 2785, Bookshark, Llc., 3037972954, CO, 80122, US,					168.50		
	99 E 600 470 110000 360			168.50				
1800	Charles Heckel 2785, Bookshark, Llc., 3037972954, CO, 80122, US,					44.00		
	99 E 600 470 110000 360			44.00				
1810	Charles Heckel 2785, Bookshark, Llc., 3037972954, CO, 80122, US,					1,011.80		
	99 E 600 470 110000 360			1,011.80				
1820	Charles Heckel 2785, Institute For Excellen, 8008565815, OK, 74352, US,					-3.00		
	99 E 600 470 110000 360			-3.00				
1830	Charles Heckel 2785, Bookshark, Llc., 3037972954, CO, 80122, US,					97.00		
	99 E 600 470 110000 360			97.00				
1840	Charles Heckel 2785, Institute For Excellen, 8008565815, OK, 74352, US,					-10.05		
	99 E 600 470 110000 360			-10.05				
1850	Charles Heckel 2785, Bookshark, Llc., 3037972954, CO, 80122, US,					91.00		
	99 E 600 470 110000 360			91.00				
1860	Charles Heckel 2785, Bookshark, Llc., 3037972954, CO, 80122, US,					124.75		
	99 E 600 470 110000 360			124.75				
1870	Charles Heckel 2785, Institute For Excellen, 8008565815, OK, 74352, US,					-10.05		
	99 E 600 470 110000 360			-10.05				
1880	Charles Heckel 2785, Bookshark, Llc., 3037972954, CO, 80122, US,					50.44		
	99 E 600 470 110000 360			50.44				
1890	Charles Heckel 2785, Institute For Excellen, 8008565815, OK, 74352, US,					-3.00		
	99 E 600 470 110000 360			-3.00				
1900	Charles Heckel 2785, Institute For Excellen, 8008565815, OK, 74352, US,					-3.00		
	99 E 600 470 110000 360			-3.00				
1910	Charles Heckel 2785, Institute For Excellen, 8008565815, OK, 74352, US,					-3.00		
	99 E 600 470 110000 360			-3.00				
1920	Charles Heckel 2785, Bookshark, Llc., 3037972954, CO, 80122, US,					888.59		
	99 E 600 470 110000 360			888.59				
1930	Charles Heckel 2785, Bookshark, Llc., 3037972954, CO, 80122, US,					278.64		
	99 E 600 470 110000 360			278.64				

Vendor	Purch Vendor	Purchasing Name	PO Number	Proj/Grant	Type	Invoice Nbr	Accrual	Amount
Line	Description		Account	Amount		1099		
Invoice Number BMOJULY202200000 continued								
BMO FINA000					YDA	BMOJULY202200000	A/P-ACCR	215,051.76
1940	Charles Heckel	2785, Bookshark, Llc., 3037972954, CO, 80122, US,				146.93		
	99 E 600 470 110000 360			146.93				
1950	Charles Heckel	2785, Point Market And Vietn, Stevens Point, WI, 54481, US				93.39		
	99 E 600 411 235000 360			93.39				
1960	Charles Heckel	2785, Bookshark, Llc., 3037972954, CO, 80122, US,				878.14		
	99 E 600 470 110000 360			878.14				
1970	Charles Heckel	2785, Bookshark, Llc., 3037972954, CO, 80122, US,				191.25		
	99 E 600 470 110000 360			191.25				
1980	Charles Heckel	2785, Bookshark, Llc., 3037972954, CO, 80122, US,				951.20		
	99 E 600 470 110000 360			951.20				
1990	Charles Heckel	2785, Institute For Excellen, 8008565815, OK, 74352, US,				-10.05		
	99 E 600 470 110000 360			-10.05				
2000	Charles Heckel	2785, Institute For Excellen, 8008565815, OK, 74352, US,				-1.75		
	99 E 600 470 110000 360			-1.75				
2010	Charles Heckel	2785, Institute For Excellen, 8008565815, OK, 74352, US,				211.05		
	99 E 600 470 110000 360			211.05				
2020	Charles Heckel	2785, Institute For Excellen, 8008565815, OK, 74352, US,				-9.05		
	99 E 600 470 110000 360			-9.05				
2030	Charles Heckel	2785, Bookshark, Llc., 3037972954, CO, 80122, US,				1,081.78		
	99 E 600 470 110000 360			1,081.78				
2040	Charles Heckel	2785, Institute For Excellen, 8008565815, OK, 74352, US,				-1.75		
	99 E 600 470 110000 360			-1.75				
2050	Charles Heckel	2785, Institute For Excellen, 8008565815, OK, 74352, US,				-9.05		
	99 E 600 470 110000 360			-9.05				
2060	Charles Heckel	2785, Institute For Excellen, 8008565815, OK, 74352, US,				63.00		
	99 E 600 470 110000 360			63.00				
2070	Charles Heckel	2785, Institute For Excellen, 8008565815, OK, 74352, US,				-10.05		
	99 E 600 470 110000 360			-10.05				
2080	Charles Heckel	2785, Institute For Excellen, 8008565815, OK, 74352, US,				-4.62		
	99 E 600 470 110000 360			-4.62				
2090	Charles Heckel	2785, Bookshark, Llc., 3037972954, CO, 80122, US,				217.65		
	99 E 600 470 110000 360			217.65				
2100	Charles Heckel	2785, Institute For Excellen, 8008565815, OK, 74352, US,				-3.05		
	99 E 600 470 110000 360			-3.05				
2110	Charles Heckel	2785, Institute For Excellen, 8008565815, OK, 74352, US,				-10.05		

Vendor	Purch Vendor	Purchasing Name	PO Number	Proj/Grant	Type	Invoice Nbr	Accrual	Amount
Line	Description		Account	Amount		1099		
Invoice Number BMOJULY202200000 continued								
BMO FINA000					YDA	BMOJULY202200000	A/P-ACCR	215,051.76
2290	Charles Heckel	2785, Institute For Excellen,	8008565815, OK, 74352, US,			190.05		
	99 E 600 470 110000 360			190.05				
2300	Charles Heckel	2785, Bookshark, Llc.,	3037972954, CO, 80122, US,			84.31		
	99 E 600 470 110000 360			84.31				
2310	Charles Heckel	2785, Institute For Excellen,	8008565815, OK, 74352, US,			190.05		
	99 E 600 470 110000 360			190.05				
2320	Charles Heckel	2785, Bookshark, Llc.,	3037972954, CO, 80122, US,			215.44		
	99 E 600 470 110000 360			215.44				
2330	Charles Heckel	2785, Bookshark, Llc.,	3037972954, CO, 80122, US,			91.00		
	99 E 600 470 110000 360			91.00				
2340	Charles Heckel	2785, Institute For Excellen,	8008565815, OK, 74352, US,			64.05		
	99 E 600 470 110000 360			64.05				
2350	Charles Heckel	2785, Bookshark, Llc.,	3037972954, CO, 80122, US,			926.63		
	99 E 600 470 110000 360			926.63				
2360	Charles Heckel	2785, Institute For Excellen,	8008565815, OK, 74352, US,			36.75		
	99 E 600 470 110000 360			36.75				
2370	Charles Heckel	2785, Bookshark, Llc.,	3037972954, CO, 80122, US,			187.51		
	99 E 600 470 110000 360			187.51				
2380	Charles Heckel	2785, Bookshark, Llc.,	3037972954, CO, 80122, US,			908.45		
	99 E 600 470 110000 360			908.45				
2390	Charles Heckel	2785, Bookshark, Llc.,	3037972954, CO, 80122, US,			1,043.07		
	99 E 600 470 110000 360			1,043.07				
2400	Charles Heckel	2785, Bookshark, Llc.,	3037972954, CO, 80122, US,			157.99		
	99 E 600 470 110000 360			157.99				
2410	Charles Heckel	2785, Bookshark, Llc.,	3037972954, CO, 80122, US,			691.39		
	99 E 600 470 110000 360			691.39				
2420	Charles Heckel	2785, Bookshark, Llc.,	3037972954, CO, 80122, US,			165.00		
	99 E 600 470 110000 360			165.00				
2430	Charles Heckel	2785, Uber Eats,	8005928996, CA, 94103, US,			139.83		
	99 E 600 411 235000 360			139.83				
2440	Charles Heckel	2785, Institute For Excellen,	8008565815, OK, 74352, US,			211.05		
	99 E 600 470 110000 360			211.05				
2450	Charles Heckel	2785, Institute For Excellen,	8008565815, OK, 74352, US,			211.05		
	99 E 600 470 110000 360			211.05				
2460	Charles Heckel	2785, Institute For Excellen,	8008565815, OK, 74352, US,			211.05		

Vendor	Purch Vendor	Purchasing Name	PO Number	Proj/Grant	Type	Invoice Nbr	Accrual	Amount
Line	Description		Account	Amount		Amount		
						1099		
Invoice Number BMOJULY202200000 continued								
BMO FINA000					YDA	BMOJULY202200000	A/P-ACCR	215,051.76
	99 E 600 470 110000 360			211.05				
2470	Charles Heckel 2785, Bookshark, Llc., 3037972954, CO, 80122, US,					553.63		
	99 E 600 470 110000 360			553.63				
2480	Charles Heckel 2785, Institute For Excellen, 8008565815, OK, 74352, US,					211.05		
	99 E 600 470 110000 360			211.05				
2490	Charles Heckel 2785, Bookshark, Llc., 3037972954, CO, 80122, US,					64.94		
	99 E 600 470 110000 360			64.94				
2500	Charles Heckel 2785, Bookshark, Llc., 3037972954, CO, 80122, US,					55.97		
	99 E 600 470 110000 360			55.97				
2510	Charles Heckel 2785, Bookshark, Llc., 3037972954, CO, 80122, US,					949.94		
	99 E 600 470 110000 360			949.94				
2520	Charles Heckel 2785, Bookshark, Llc., 3037972954, CO, 80122, US,					988.36		
	99 E 600 470 110000 360			988.36				
2530	Charles Heckel 2785, Institute For Excellen, 8008565815, OK, 74352, US,					211.05		
	99 E 600 470 110000 360			211.05				
2540	Charles Heckel 2785, Institute For Excellen, 8008565815, OK, 74352, US,					36.75		
	99 E 600 470 110000 360			36.75				
2550	Charles Heckel 2785, Institute For Excellen, 8008565815, OK, 74352, US,					97.02		
	99 E 600 470 110000 360			97.02				
2560	Charles Heckel 2785, Institute For Excellen, 8008565815, OK, 74352, US,					211.05		
	99 E 600 470 110000 360			211.05				
2570	Charles Heckel 2785, Bookshark, Llc., 3037972954, CO, 80122, US,					137.85		
	99 E 600 470 110000 360			137.85				
2580	Charles Heckel 2785, Bookshark, Llc., 3037972954, CO, 80122, US,					126.29		
	99 E 600 470 110000 360			126.29				
2590	Charles Heckel 2785, Bookshark, Llc., 3037972954, CO, 80122, US,					243.69		
	99 E 600 470 110000 360			243.69				
2600	Charles Heckel 2785, Bookshark, Llc., 3037972954, CO, 80122, US,					141.00		
	99 E 600 470 110000 360			141.00				
2610	Charles Heckel 2785, Bookshark, Llc., 3037972954, CO, 80122, US,					181.15		
	99 E 600 470 110000 360			181.15				
2620	Charles Heckel 2785, Bookshark, Llc., 3037972954, CO, 80122, US,					181.15		
	99 E 600 470 110000 360			181.15				
2630	Charles Heckel 2785, Bookshark, Llc., 3037972954, CO, 80122, US,					482.00		
	99 E 600 470 110000 360			482.00				

Vendor	Purch Vendor	Purchasing Name	PO Number	Proj/Grant	Type	Invoice Nbr	Accrual	Amount
Line	Description		Account	Amount		1099		
Invoice Number BMOJULY202200000 continued								
BMO FINA000					YDA	BMOJULY202200000	A/P-ACCR	215,051.76
2640	Charles Heckel	2785, Institute For Excellen,	8008565815, OK, 74352,	US,		36.75		
	99 E 600 470 110000 360					36.75		
2650	Charles Heckel	2785, Bookshark, Llc.,	3037972954, CO, 80122,	US,		269.36		
	99 E 600 470 110000 360					269.36		
2660	Charles Heckel	2785, Bookshark, Llc.,	3037972954, CO, 80122,	US,		971.82		
	99 E 600 470 110000 360					971.82		
2670	Charles Heckel	2785, Bookshark, Llc.,	3037972954, CO, 80122,	US,		423.94		
	99 E 600 470 110000 360					423.94		
2680	Charles Heckel	2785, Bookshark, Llc.,	3037972954, CO, 80122,	US,		137.07		
	99 E 600 470 110000 360					137.07		
2690	Charles Heckel	2785, Bookshark, Llc.,	3037972954, CO, 80122,	US,		952.62		
	99 E 600 470 110000 360					952.62		
2700	Charles Heckel	2785, Bookshark, Llc.,	3037972954, CO, 80122,	US,		460.46		
	99 E 600 470 110000 360					460.46		
2710	Charles Heckel	2785, Bookshark, Llc.,	3037972954, CO, 80122,	US,		137.07		
	99 E 600 470 110000 360					137.07		
2720	Charles Heckel	2785, Bookshark, Llc.,	3037972954, CO, 80122,	US,		91.00		
	99 E 600 470 110000 360					91.00		
2730	Charles Heckel	2785, Institute For Excellen,	8008565815, OK, 74352,	US,		36.75		
	99 E 600 470 110000 360					36.75		
2740	Charles Heckel	2785, Institute For Excellen,	8008565815, OK, 74352,	US,		97.02		
	99 E 600 470 110000 360					97.02		
2750	Charles Heckel	2785, Institute For Excellen,	8008565815, OK, 74352,	US,		211.05		
	99 E 600 470 110000 360					211.05		
2760	Charles Heckel	2785, Western Psychological,	Torrance, CA, 90503,	US,		160.00		
	99 E 600 411 235000 360					160.00		
2770	Charles Heckel	2785, Par Inc,	8139683003, FL, 33549,	US,		60.00		
	99 E 600 411 235000 360					60.00		
2780	Charles Heckel	2785, Bookshark, Llc.,	3037972954, CO, 80122,	US,		725.45		
	99 E 600 470 110000 360					725.45		
2790	Charles Heckel	2785, Bookshark, Llc.,	3037972954, CO, 80122,	US,		92.35		
	99 E 600 470 110000 360					92.35		
2800	Charles Heckel	2785, Bookshark, Llc.,	3037972954, CO, 80122,	US,		91.00		
	99 E 600 470 110000 360					91.00		
2810	Charles Heckel	2785, Bookshark, Llc.,	3037972954, CO, 80122,	US,		55.57		

Vendor	Purch Vendor	Purchasing Name	PO Number	Proj/Grant	Type	Invoice Nbr	Accrual	Amount
Line	Description					Amount		
	Account					1099		
Invoice Number BMOJULY202200000 continued								
BMO FINA000					YDA	BMOJULY202200000	A/P-ACCR	215,051.76
2990	Charles Heckel	2785, Bookshark, Llc.,	3037972954, CO,	80122, US,		53.00		
	99 E 600 470 110000 360					53.00		
3000	Charles Heckel	2785, Bookshark, Llc.,	3037972954, CO,	80122, US,		645.31		
	99 E 600 470 110000 360					645.31		
3010	Charles Heckel	2785, Bookshark, Llc.,	3037972954, CO,	80122, US,		935.35		
	99 E 600 470 110000 360					935.35		
3020	Charles Heckel	2785, Bookshark, Llc.,	3037972954, CO,	80122, US,		744.93		
	99 E 600 470 110000 360					744.93		
3030	Charles Heckel	2785, Bookshark, Llc.,	3037972954, CO,	80122, US,		46.85		
	99 E 600 470 110000 360					46.85		
3040	Charles Heckel	2785, Bookshark, Llc.,	3037972954, CO,	80122, US,		42.83		
	99 E 600 470 110000 360					42.83		
3050	Charles Heckel	2785, Bookshark, Llc.,	3037972954, CO,	80122, US,		165.00		
	99 E 600 470 110000 360					165.00		
3060	Charles Heckel	2785, Bookshark, Llc.,	3037972954, CO,	80122, US,		886.22		
	99 E 600 470 110000 360					886.22		
3070	Charles Heckel	2785, Bookshark, Llc.,	3037972954, CO,	80122, US,		855.22		
	99 E 600 470 110000 360					855.22		
3080	Charles Heckel	2785, Bookshark, Llc.,	3037972954, CO,	80122, US,		165.00		
	99 E 600 470 110000 360					165.00		
3090	Charles Heckel	2785, Sp Mhs: Multi Health, Toronto, ON, M2H 3R6, CA,				44.84		
	99 E 600 411 235000 360					44.84		
3100	Charles Heckel	2785, Sp Mhs: Multi Health, Toronto, ON, M2H 3R6, CA,				300.68		
	99 E 600 411 235000 360					300.68		
3110	Charles Heckel	2785, Bookshark, Llc.,	3037972954, CO,	80122, US,		212.88		
	99 E 600 470 110000 360					212.88		
3120	Charles Heckel	2785, Bookshark, Llc.,	3037972954, CO,	80122, US,		165.00		
	99 E 600 470 110000 360					165.00		
3130	Charles Heckel	2785, Bookshark, Llc.,	3037972954, CO,	80122, US,		841.44		
	99 E 600 470 110000 360					841.44		
3140	Charles Heckel	2785, Bookshark, Llc.,	3037972954, CO,	80122, US,		91.00		
	99 E 600 470 110000 360					91.00		
3150	Charles Heckel	2785, Bookshark, Llc.,	3037972954, CO,	80122, US,		47.95		
	99 E 600 470 110000 360					47.95		
3160	Charles Heckel	2785, Bookshark, Llc.,	3037972954, CO,	80122, US,		333.83		

Vendor	Purch Vendor	Purchasing Name	PO Number	Proj/Grant	Type	Invoice Nbr	Accrual	Amount
Line	Description		Account	Amount		Amount		
						1099		
Invoice Number BMOJULY202200000 continued								
BMO FINA000					YDA	BMOJULY202200000	A/P-ACCR	215,051.76
	99 E 600 470 110000 360			333.83				
3170	Charles Heckel 2785, Bookshark, Llc.,	3037972954, CO, 80122, US,				137.07		
	99 E 600 470 110000 360			137.07				
3180	Charles Heckel 2785, Bookshark, Llc.,	3037972954, CO, 80122, US,				241.00		
	99 E 600 470 110000 360			241.00				
3190	Charles Heckel 2785, Bookshark, Llc.,	3037972954, CO, 80122, US,				21.99		
	99 E 600 470 110000 360			21.99				
3200	Charles Heckel 2785, Bookshark, Llc.,	3037972954, CO, 80122, US,				771.13		
	99 E 600 470 110000 360			771.13				
3210	Charles Heckel 2785, Bookshark, Llc.,	3037972954, CO, 80122, US,				194.00		
	99 E 600 470 110000 360			194.00				
3220	Charles Heckel 2785, Bookshark, Llc.,	3037972954, CO, 80122, US,				152.30		
	99 E 600 470 110000 360			152.30				
3230	Charles Heckel 2785, Bookshark, Llc.,	3037972954, CO, 80122, US,				151.65		
	99 E 600 470 110000 360			151.65				
3240	Charles Heckel 2785, Bookshark, Llc.,	3037972954, CO, 80122, US,				137.85		
	99 E 600 470 110000 360			137.85				
3250	Charles Heckel 2785, Bookshark, Llc.,	3037972954, CO, 80122, US,				101.72		
	99 E 600 470 110000 360			101.72				
3260	Charles Heckel 2785, Bookshark, Llc.,	3037972954, CO, 80122, US,				688.78		
	99 E 600 470 110000 360			688.78				
3270	Charles Heckel 2785, Bookshark, Llc.,	3037972954, CO, 80122, US,				637.61		
	99 E 600 470 110000 360			637.61				
3280	Charles Heckel 2785, Bookshark, Llc.,	3037972954, CO, 80122, US,				50.44		
	99 E 600 470 110000 360			50.44				
3290	Charles Heckel 2785, Bookshark, Llc.,	3037972954, CO, 80122, US,				873.43		
	99 E 600 470 110000 360			873.43				
3300	Charles Heckel 2785, Bookshark, Llc.,	3037972954, CO, 80122, US,				525.90		
	99 E 600 470 110000 360			525.90				
3310	Charles Heckel 2785, Bookshark, Llc.,	3037972954, CO, 80122, US,				141.00		
	99 E 600 470 110000 360			141.00				
3320	Charles Heckel 2785, Bookshark, Llc.,	3037972954, CO, 80122, US,				47.95		
	99 E 600 470 110000 360			47.95				
3330	Charles Heckel 2785, Bookshark, Llc.,	3037972954, CO, 80122, US,				375.64		
	99 E 600 470 110000 360			375.64				

Vendor	Purch Vendor	Purchasing Name	PO Number	Proj/Grant	Type	Invoice Nbr	Accrual	Amount
Line	Description					Amount		
Account			Amount			1099		
Invoice Number BMOJULY202200000 continued								
BMO FINA000					YDA	BMOJULY202200000	A/P-ACCR	215,051.76
3340	Charles Heckel	2785, Bookshark, Llc.,	3037972954, CO,	80122, US,		165.00		
	99 E 600 470 110000 360			165.00				
3350	Charles Heckel	2785, Bookshark, Llc.,	3037972954, CO,	80122, US,		818.94		
	99 E 600 470 110000 360			818.94				
3360	Charles Heckel	2785, Bookshark, Llc.,	3037972954, CO,	80122, US,		67.85		
	99 E 600 470 110000 360			67.85				
3370	Charles Heckel	2785, Bookshark, Llc.,	3037972954, CO,	80122, US,		122.00		
	99 E 600 470 110000 360			122.00				
3380	Charles Heckel	2785, Bookshark, Llc.,	3037972954, CO,	80122, US,		141.00		
	99 E 600 470 110000 360			141.00				
3390	Charles Heckel	2785, Bookshark, Llc.,	3037972954, CO,	80122, US,		518.02		
	99 E 600 470 110000 360			518.02				
3400	Charles Heckel	2785, Bookshark, Llc.,	3037972954, CO,	80122, US,		97.00		
	99 E 600 470 110000 360			97.00				
3410	Charles Heckel	2785, Bookshark, Llc.,	3037972954, CO,	80122, US,		124.00		
	99 E 600 470 110000 360			124.00				
3420	Charles Heckel	2785, Bookshark, Llc.,	3037972954, CO,	80122, US,		122.00		
	99 E 600 470 110000 360			122.00				
3430	Charles Heckel	2785, Bookshark, Llc.,	3037972954, CO,	80122, US,		28.48		
	99 E 600 470 110000 360			28.48				
3440	Charles Heckel	2785, Bookshark, Llc.,	3037972954, CO,	80122, US,		50.44		
	99 E 600 470 110000 360			50.44				
3450	Charles Heckel	2785, Bookshark, Llc.,	3037972954, CO,	80122, US,		165.00		
	99 E 600 470 110000 360			165.00				
3460	Charles Heckel	2785, Bookshark, Llc.,	3037972954, CO,	80122, US,		199.01		
	99 E 600 470 110000 360			199.01				
3470	Charles Heckel	2785, Bookshark, Llc.,	3037972954, CO,	80122, US,		462.05		
	99 E 600 470 110000 360			462.05				
3480	Charles Heckel	2785, Bookshark, Llc.,	3037972954, CO,	80122, US,		688.57		
	99 E 600 470 110000 360			688.57				
3490	Charles Heckel	2785, Bookshark, Llc.,	3037972954, CO,	80122, US,		259.14		
	99 E 600 470 110000 360			259.14				
3500	Charles Heckel	2785, Bookshark, Llc.,	3037972954, CO,	80122, US,		165.00		
	99 E 600 470 110000 360			165.00				
3510	Charles Heckel	2785, Bookshark, Llc.,	3037972954, CO,	80122, US,		50.44		

Vendor	Purch Vendor	Purchasing Name	PO Number	Proj/Grant	Type	Invoice Nbr	Accrual	Amount
Line	Description		Account	Amount		Amount		
						1099		
Invoice Number BMOJULY202200000 continued								
BMO FINA000					YDA	BMOJULY202200000	A/P-ACCR	215,051.76
	99 E 600 470 110000 360			50.44				
3520	Charles Heckel 2785, Bookshark, Llc.,	3037972954, CO, 80122, US,				849.93		
	99 E 600 470 110000 360			849.93				
3530	Charles Heckel 2785, Bookshark, Llc.,	3037972954, CO, 80122, US,				101.72		
	99 E 600 470 110000 360			101.72				
3540	Charles Heckel 2785, Bookshark, Llc.,	3037972954, CO, 80122, US,				91.00		
	99 E 600 470 110000 360			91.00				
3550	Charles Heckel 2785, Bookshark, Llc.,	3037972954, CO, 80122, US,				1,031.64		
	99 E 600 470 110000 360			1,031.64				
3560	Charles Heckel 2785, Bookshark, Llc.,	3037972954, CO, 80122, US,				122.00		
	99 E 600 470 110000 360			122.00				
3570	Charles Heckel 2785, Bookshark, Llc.,	3037972954, CO, 80122, US,				769.69		
	99 E 600 470 110000 360			769.69				
3580	Charles Heckel 2785, Bookshark, Llc.,	3037972954, CO, 80122, US,				122.00		
	99 E 600 470 110000 360			122.00				
3590	Charles Heckel 2785, Bookshark, Llc.,	3037972954, CO, 80122, US,				154.06		
	99 E 600 470 110000 360			154.06				
3600	Charles Heckel 2785, Bookshark, Llc.,	3037972954, CO, 80122, US,				122.00		
	99 E 600 470 110000 360			122.00				
3610	Charles Heckel 2785, Bookshark, Llc.,	3037972954, CO, 80122, US,				919.14		
	99 E 600 470 110000 360			919.14				
3620	Charles Heckel 2785, Bookshark, Llc.,	3037972954, CO, 80122, US,				47.95		
	99 E 600 470 110000 360			47.95				
3630	Charles Heckel 2785, Bookshark, Llc.,	3037972954, CO, 80122, US,				137.07		
	99 E 600 470 110000 360			137.07				
3640	Charles Heckel 2785, Bookshark, Llc.,	3037972954, CO, 80122, US,				91.00		
	99 E 600 470 110000 360			91.00				
3650	Charles Heckel 2785, Bookshark, Llc.,	3037972954, CO, 80122, US,				815.83		
	99 E 600 470 110000 360			815.83				
3660	Charles Heckel 2785, Bookshark, Llc.,	3037972954, CO, 80122, US,				29.88		
	99 E 600 470 110000 360			29.88				
3670	Charles Heckel 2785, Bookshark, Llc.,	3037972954, CO, 80122, US,				97.00		
	99 E 600 470 110000 360			97.00				
3680	Charles Heckel 2785, Bookshark, Llc.,	3037972954, CO, 80122, US,				47.95		
	99 E 600 470 110000 360			47.95				

Vendor	Purch Vendor	Purchasing Name	PO Number	Proj/Grant	Type	Invoice Nbr	Accrual	Amount
Line	Description					Amount		
Account			Amount			1099		
Invoice Number BMOJULY202200000 continued								
BMO FINA000					YDA	BMOJULY202200000	A/P-ACCR	215,051.76
3690	Charles Heckel	2785, Bookshark, Llc.,	3037972954, CO,	80122, US,		122.00		
	99 E 600 470 110000 360					122.00		
3700	Charles Heckel	2785, Bookshark, Llc.,	3037972954, CO,	80122, US,		151.65		
	99 E 600 470 110000 360					151.65		
3710	Charles Heckel	2785, Bookshark, Llc.,	3037972954, CO,	80122, US,		886.22		
	99 E 600 470 110000 360					886.22		
3720	Charles Heckel	2785, Bookshark, Llc.,	3037972954, CO,	80122, US,		50.44		
	99 E 600 470 110000 360					50.44		
3730	Charles Heckel	2785, Bookshark, Llc.,	3037972954, CO,	80122, US,		151.65		
	99 E 600 470 110000 360					151.65		
3740	Charles Heckel	2785, Bookshark, Llc.,	3037972954, CO,	80122, US,		185.80		
	99 E 600 470 110000 360					185.80		
3750	Charles Heckel	2785, Bookshark, Llc.,	3037972954, CO,	80122, US,		278.64		
	99 E 600 470 110000 360					278.64		
3760	Charles Heckel	2785, Onstar Services,	888-4onstar, MI,	48243, US,		42.19		
	99 E 600 358 235000 360					42.19		
3770	Charles Heckel	2785, Bookshark, Llc.,	3037972954, CO,	80122, US,		122.00		
	99 E 600 470 110000 360					122.00		
3780	Charles Heckel	2785, Bookshark, Llc.,	3037972954, CO,	80122, US,		50.44		
	99 E 600 470 110000 360					50.44		
3790	Charles Heckel	2785, Bookshark, Llc.,	3037972954, CO,	80122, US,		872.74		
	99 E 600 470 110000 360					872.74		
3800	Charles Heckel	2785, Bookshark, Llc.,	3037972954, CO,	80122, US,		141.00		
	99 E 600 470 110000 360					141.00		
3810	Charles Heckel	2785, Bookshark, Llc.,	3037972954, CO,	80122, US,		251.67		
	99 E 600 470 110000 360					251.67		
3820	Charles Heckel	2785, Bookshark, Llc.,	3037972954, CO,	80122, US,		915.14		
	99 E 600 470 110000 360					915.14		
3830	Charles Heckel	2785, Bookshark, Llc.,	3037972954, CO,	80122, US,		905.20		
	99 E 600 470 110000 360					905.20		
3840	Charles Heckel	2785, Bookshark, Llc.,	3037972954, CO,	80122, US,		769.69		
	99 E 600 470 110000 360					769.69		
3850	Charles Heckel	2785, Bookshark, Llc.,	3037972954, CO,	80122, US,		917.55		
	99 E 600 470 110000 360					917.55		
3860	Charles Heckel	2785, Bookshark, Llc.,	3037972954, CO,	80122, US,		853.26		

Vendor	Purch Vendor	Purchasing Name	PO Number	Proj/Grant	Type	Invoice Nbr	Accrual	Amount
Line	Description		Account	Amount		1099		
Invoice Number BMOJULY202200000 continued								
BMO FINA000					YDA	BMOJULY202200000	A/P-ACCR	215,051.76
4040	Charles Heckel	2785, Bookshark, Llc.,	3037972954, CO,	80122, US,				72.90
	99 E 600 470 110000 360							72.90
4050	Charles Heckel	2785, Bookshark, Llc.,	3037972954, CO,	80122, US,				851.98
	99 E 600 470 110000 360							851.98
4060	Charles Heckel	2785, Bookshark, Llc.,	3037972954, CO,	80122, US,				955.70
	99 E 600 470 110000 360							955.70
4070	Charles Heckel	2785, Bookshark, Llc.,	3037972954, CO,	80122, US,				941.39
	99 E 600 470 110000 360							941.39
4080	Charles Heckel	2785, Bookshark, Llc.,	3037972954, CO,	80122, US,				91.00
	99 E 600 470 110000 360							91.00
4090	Charles Heckel	2785, Bookshark, Llc.,	3037972954, CO,	80122, US,				959.36
	99 E 600 470 110000 360							959.36
4100	Charles Heckel	2785, Bookshark, Llc.,	3037972954, CO,	80122, US,				97.50
	99 E 600 470 110000 360							97.50
4110	Charles Heckel	2785, Bookshark, Llc.,	3037972954, CO,	80122, US,				199.01
	99 E 600 470 110000 360							199.01
4120	Charles Heckel	2785, Bookshark, Llc.,	3037972954, CO,	80122, US,				141.44
	99 E 600 470 110000 360							141.44
4130	Charles Heckel	2785, Bookshark, Llc.,	3037972954, CO,	80122, US,				851.98
	99 E 600 470 110000 360							851.98
4140	Charles Heckel	2785, Bookshark, Llc.,	3037972954, CO,	80122, US,				959.36
	99 E 600 470 110000 360							959.36
4150	Charles Heckel	2785, Bookshark, Llc.,	3037972954, CO,	80122, US,				421.05
	99 E 600 470 110000 360							421.05
4160	Charles Heckel	2785, Bookshark, Llc.,	3037972954, CO,	80122, US,				821.92
	99 E 600 470 110000 360							821.92
4170	Charles Heckel	2785, Usborne Books,	8004754522, OK,	74146, US,				266.78
	99 E 600 470 110000 360							266.78
4180	Charles Heckel	2785, Bookshark, Llc.,	3037972954, CO,	80122, US,				91.00
	99 E 600 470 110000 360							91.00
4190	Charles Heckel	2785, Bookshark, Llc.,	3037972954, CO,	80122, US,				1,001.53
	99 E 600 470 110000 360							1,001.53
4200	Charles Heckel	2785, Bookshark, Llc.,	3037972954, CO,	80122, US,				954.54
	99 E 600 470 110000 360							954.54
4210	Charles Heckel	2785, Bookshark, Llc.,	3037972954, CO,	80122, US,				50.44

Vendor	Purch Vendor	Purchasing Name	PO Number	Proj/Grant	Type	Invoice Nbr	Accrual	Amount
Line	Description					Amount		
Account			Amount			1099		
Invoice Number BMOJULY202200000 continued								
BMO FINA000					YDA	BMOJULY202200000	A/P-ACCR	215,051.76
99 E 600 470 110000 360				50.44				
4220 Charles Heckel 2785, Bookshark, Llc., 3037972954, CO, 80122, US,						990.50		
99 E 600 470 110000 360				990.50				
4230 Charles Heckel 2785, Bookshark, Llc., 3037972954, CO, 80122, US,						886.22		
99 E 600 470 110000 360				886.22				
4240 Charles Heckel 2785, Waspa, Madison, WI, 53704, US,						1,275.00		
99 E 600 940 240000 360				1,275.00				
4250 Charles Heckel 2785, Bookshark, Llc., 3037972954, CO, 80122, US,						25.45		
99 E 600 470 110000 360				25.45				
4260 Charles Heckel 2785, Bookshark, Llc., 3037972954, CO, 80122, US,						199.01		
99 E 600 470 110000 360				199.01				
4270 Charles Heckel 2785, Bookshark, Llc., 3037972954, CO, 80122, US,						50.44		
99 E 600 470 110000 360				50.44				
4280 Charles Heckel 2785, Bookshark, Llc., 3037972954, CO, 80122, US,						753.73		
99 E 600 470 110000 360				753.73				
4290 Charles Heckel 2785, Bookshark, Llc., 3037972954, CO, 80122, US,						924.38		
99 E 600 470 110000 360				924.38				
4300 Charles Heckel 2785, Bookshark, Llc., 3037972954, CO, 80122, US,						141.44		
99 E 600 470 110000 360				141.44				
4310 Charles Heckel 2785, Bookshark, Llc., 3037972954, CO, 80122, US,						369.71		
99 E 600 470 110000 360				369.71				
4320 Charles Heckel 2785, Bookshark, Llc., 3037972954, CO, 80122, US,						1,029.70		
99 E 600 470 110000 360				1,029.70				
4330 Charles Heckel 2785, Bookshark, Llc., 3037972954, CO, 80122, US,						147.94		
99 E 600 470 110000 360				147.94				
4340 Charles Heckel 2785, Bookshark, Llc., 3037972954, CO, 80122, US,						1,002.09		
99 E 600 470 110000 360				1,002.09				
4350 Charles Heckel 2785, Bookshark, Llc., 3037972954, CO, 80122, US,						919.92		
99 E 600 470 110000 360				919.92				
4360 Charles Heckel 2785, Bookshark, Llc., 3037972954, CO, 80122, US,						1,034.07		
99 E 600 470 110000 360				1,034.07				
4370 Charles Heckel 2785, Bookshark, Llc., 3037972954, CO, 80122, US,						169.72		
99 E 600 470 110000 360				169.72				
4380 Charles Heckel 2785, Bookshark, Llc., 3037972954, CO, 80122, US,						137.85		
99 E 600 470 110000 360				137.85				

Vendor	Purch Vendor	Purchasing Name	PO Number	Proj/Grant	Type	Invoice Nbr	Accrual	Amount
Line	Description		Account	Amount		Amount		
						1099		
Invoice Number BMOJULY202200000 continued								
BMO FINA000					YDA	BMOJULY202200000	A/P-ACCR	215,051.76
4390	Charles Heckel	2785, Bookshark, Llc.,	3037972954, CO,	80122, US,		928.33		
	99 E 600 470 110000 360					928.33		
4400	Charles Heckel	2785, Bookshark, Llc.,	3037972954, CO,	80122, US,		851.98		
	99 E 600 470 110000 360					851.98		
4410	Charles Heckel	2785, Bookshark, Llc.,	3037972954, CO,	80122, US,		141.44		
	99 E 600 470 110000 360					141.44		
4420	Charles Heckel	2785, Bookshark, Llc.,	3037972954, CO,	80122, US,		777.67		
	99 E 600 470 110000 360					777.67		
4430	Charles Heckel	2785, Bookshark, Llc.,	3037972954, CO,	80122, US,		361.13		
	99 E 600 470 110000 360					361.13		
4440	Charles Heckel	2785, Bookshark, Llc.,	3037972954, CO,	80122, US,		46.85		
	99 E 600 470 110000 360					46.85		
4450	Charles Heckel	2785, Bookshark, Llc.,	3037972954, CO,	80122, US,		21.99		
	99 E 600 470 110000 360					21.99		
4460	Charles Heckel	2785, Bookshark, Llc.,	3037972954, CO,	80122, US,		95.00		
	99 E 600 470 110000 360					95.00		
4470	Charles Heckel	2785, Bookshark, Llc.,	3037972954, CO,	80122, US,		287.27		
	99 E 600 470 110000 360					287.27		
4480	Charles Heckel	2785, Bookshark, Llc.,	3037972954, CO,	80122, US,		228.00		
	99 E 600 470 110000 360					228.00		
4490	Charles Heckel	2785, Bookshark, Llc.,	3037972954, CO,	80122, US,		46.85		
	99 E 600 470 110000 360					46.85		
4500	Charles Heckel	2785, Bookshark, Llc.,	3037972954, CO,	80122, US,		141.44		
	99 E 600 470 110000 360					141.44		
4510	Charles Heckel	2785, Bookshark, Llc.,	3037972954, CO,	80122, US,		952.62		
	99 E 600 470 110000 360					952.62		
4520	Charles Heckel	2785, Bookshark, Llc.,	3037972954, CO,	80122, US,		46.85		
	99 E 600 470 110000 360					46.85		
4530	Charles Heckel	2785, Bookshark, Llc.,	3037972954, CO,	80122, US,		50.44		
	99 E 600 470 110000 360					50.44		
4540	Charles Heckel	2785, Bookshark, Llc.,	3037972954, CO,	80122, US,		977.94		
	99 E 600 470 110000 360					977.94		
4550	Charles Heckel	2785, Bookshark, Llc.,	3037972954, CO,	80122, US,		879.94		
	99 E 600 470 110000 360					879.94		
4560	Charles Heckel	2785, Bookshark, Llc.,	3037972954, CO,	80122, US,		699.83		

Vendor	Purch Vendor	Purchasing Name	PO Number	Proj/Grant	Type	Invoice Nbr	Accrual	Amount
Line	Description		Account	Amount		1099		
Invoice Number BMOJULY202200000 continued								
BMO FINA000					YDA	BMOJULY202200000	A/P-ACCR	215,051.76
4740	Charles Heckel	2785, Bookshark, Llc.,	3037972954, CO,	80122, US,				818.94
	99 E 600 470 110000 360							818.94
4750	Charles Heckel	2785, Bookshark, Llc.,	3037972954, CO,	80122, US,				948.07
	99 E 600 470 110000 360							948.07
4760	Charles Heckel	2785, Bookshark, Llc.,	3037972954, CO,	80122, US,				21.99
	99 E 600 470 110000 360							21.99
4770	Charles Heckel	2785, Bookshark, Llc.,	3037972954, CO,	80122, US,				913.04
	99 E 600 470 110000 360							913.04
4780	Charles Heckel	2785, Bookshark, Llc.,	3037972954, CO,	80122, US,				243.78
	99 E 600 470 110000 360							243.78
4790	Charles Heckel	2785, Bookshark, Llc.,	3037972954, CO,	80122, US,				1,014.94
	99 E 600 470 110000 360							1,014.94
4800	Charles Heckel	2785, Bookshark, Llc.,	3037972954, CO,	80122, US,				64.94
	99 E 600 470 110000 360							64.94
4810	Charles Heckel	2785, Bookshark, Llc.,	3037972954, CO,	80122, US,				992.34
	99 E 600 470 110000 360							992.34
4820	Charles Heckel	2785, Bookshark, Llc.,	3037972954, CO,	80122, US,				95.00
	99 E 600 470 110000 360							95.00
4830	Charles Heckel	2785, Bookshark, Llc.,	3037972954, CO,	80122, US,				142.00
	99 E 600 470 110000 360							142.00
4840	Charles Heckel	2785, Bookshark, Llc.,	3037972954, CO,	80122, US,				258.09
	99 E 600 470 110000 360							258.09
4850	Charles Heckel	2785, Bookshark, Llc.,	3037972954, CO,	80122, US,				632.24
	99 E 600 470 110000 360							632.24
4860	Charles Heckel	2785, Bookshark, Llc.,	3037972954, CO,	80122, US,				836.23
	99 E 600 470 110000 360							836.23
4870	Charles Heckel	2785, Bookshark, Llc.,	3037972954, CO,	80122, US,				442.82
	99 E 600 470 110000 360							442.82
4880	Charles Heckel	2785, Bookshark, Llc.,	3037972954, CO,	80122, US,				856.55
	99 E 600 470 110000 360							856.55
4890	Charles Heckel	2785, Bookshark, Llc.,	3037972954, CO,	80122, US,				878.14
	99 E 600 470 110000 360							878.14
4900	Charles Heckel	2785, Bookshark, Llc.,	3037972954, CO,	80122, US,				967.89
	99 E 600 470 110000 360							967.89
4910	Charles Heckel	2785, Bookshark, Llc.,	3037972954, CO,	80122, US,				95.98

Vendor	Purch Vendor	Purchasing Name	PO Number	Proj/Grant	Type	Invoice Nbr	Accrual	Amount
Line	Description		Account	Amount		Amount		1099
Invoice Number BMOJULY202200000 continued								
BMO FINA000					YDA	BMOJULY202200000	A/P-ACCR	215,051.76
	99 E 600 470 110000 360			95.98				
4920	Charles Heckel 2785, Bookshark, Llc., 3037972954, CO, 80122, US,					230.00		
	99 E 600 470 110000 360			230.00				
4930	Charles Heckel 2785, Bookshark, Llc., 3037972954, CO, 80122, US,					815.77		
	99 E 600 470 110000 360			815.77				
4940	Charles Heckel 2785, Bookshark, Llc., 3037972954, CO, 80122, US,					909.11		
	99 E 600 470 110000 360			909.11				
4950	MEDFORD AREA HI 7691, Usps Po 5652500887, Medford, WI, 54451, US,					8.95		
	10 E 800 353 260000 000			8.95				
4960	MEDFORD AREA HI 7691, Quality Logo Products, 8663125646, IL, 60506, US,					1,878.78		
	21 E 400 411 120000 610			1,878.78				
4970	MEDFORD AREA HI 7691, Subway 7622, Medford, WI, 54451, US,					99.99		
	21 E 400 411 120000 618			99.99				
4980	MEDFORD AREA HI 7691, Wal-Mart #3643, Medford, WI, 54451, US,					427.32		
	80 E 800 411 240000 740			427.32				
4990	MEDFORD AREA HI 7691, Music Theatre Intl, 800-889-7242, NY, 10019, US,					1,875.00		
	10 E 400 940 122600 000			1,875.00				
5000	MEDFORD AREA HI 7691, Music Theatre Intl, 800-889-7242, NY, 10019, US,					750.00		
	10 E 400 940 122600 000			750.00				
5010	Dave Makovsky 0558, Weathertech, Bolingbrook, IL, 60440, US,					240.44		
	10 E 800 411 254300 000			240.44				
5020	Dave Makovsky 0558, Nor Northern Tool, 800-222-5381, MN, 55306, US,					54.54		
	10 E 400 411 253000 000			54.54				
5030	Dave Makovsky 0558, Nor Northern Tool, 800-222-5381, MN, 55306, US,					308.18		
	10 E 400 440 253000 000			308.18				
5040	Dave Makovsky 0558, McMaster-Carr, 630-834-9600, IL, 60126, US,					190.69		
	10 E 400 411 253000 000			190.69				
5050	Dave Makovsky 0558, Usps Po 5652500887, Medford, WI, 54451, US,					8.70		
	10 E 800 353 260000 000			8.70				
5060	Dave Makovsky 0558, McMaster-Carr, 630-834-9600, IL, 60126, US,					79.68		
	10 E 400 411 254300 000			79.68				
5070	Sara Holewinski 1174, Amazon.Com 7z8hr93m3 A, Amzn.Com/Bill, WA, 98109, U					910.99		
	99 E 600 411 120000 360			910.99				
5080	Sara Holewinski 1174, Squarespace Inc., New York, NY, 10014, US,					20.00		
	99 E 600 360 295000 360			20.00				

Vendor	Purch Vendor	Purchasing Name	PO Number	Proj/Grant	Type	Invoice Nbr	Accrual	Amount
Line	Description					Amount		
Account						Amount	1099	
Invoice Number BMOJULY202200000 continued								
BMO FINA000					YDA	BMOJULY202200000	A/P-ACCR	215,051.76
5090	Sara Holewinski	1174, Amazon.Com Mwl69id3, Amzn.Com/Bill, WA, 98109, US,				71.50		
	99 E 600 470 120000 360					71.50		
5100	Sara Holewinski	1174, Wm Supercenter #3643, Medford, WI, 54451, US,				508.00		
	99 E 600 411 110000 360					508.00		
5110	Sara Holewinski	1174, Amzn Mktp US W78nf9sm3, Amzn.Com/Bill, WA, 98109, U				62.67		
	99 E 600 411 235000 360					62.67		
5120	Sara Holewinski	1174, Wm Supercenter #3643, Medford, WI, 54451, US,				500.00		
	99 E 600 411 120000 360					500.00		
5130	Sara Holewinski	1174, Wm Supercenter #3643, Medford, WI, 54451, US,				441.60		
	99 E 600 411 120000 360					441.60		
5140	Sara Holewinski	1174, Amzn Mktp US Ullac7ri3, Amzn.Com/Bill, WA, 98109, U				169.37		
	99 E 600 411 235000 360					169.37		
5150	Sara Holewinski	1174, Wal-Mart #3643, Medford, WI, 54451, US,				120.35		
	99 E 600 411 110000 360					120.35		
5160	Sara Holewinski	1174, Amzn Mktp US 837lr7io3, Amzn.Com/Bill, WA, 98109, U				11.98		
	99 E 600 411 235000 360					11.98		
5170	Sara Holewinski	1174, Amzn Mktp US 546ch3m53, Amzn.Com/Bill, WA, 98109, U				14.97		
	99 E 600 411 235000 360					14.97		
5180	Sara Holewinski	1174, Amzn Mktp US 920yq5jg3, Amzn.Com/Bill, WA, 98109, U				42.36		
	99 E 600 411 235000 360					42.36		
5190	Sara Holewinski	1174, Amzn Mktp US 5816z2kh3, Amzn.Com/Bill, WA, 98109, U				65.75		
	99 E 600 411 235000 360					65.75		
5200	Sara Holewinski	1174, Usps.Com Postal Store, 800-782-6724, MO, 64161, US,				1,826.10		
	99 E 600 353 263300 360					1,826.10		
5210	Sara Holewinski	1174, Amzn Mktp US 158gilu50, Amzn.Com/Bill, WA, 98109, U				50.14		
	99 E 600 411 235000 360					50.14		
5220	Sara Holewinski	1174, Amazon.Com 5r97k4fi3, Amzn.Com/Bill, WA, 98109, US,				49.99		
	99 E 600 411 235000 360					49.99		
5230	Sara Holewinski	1174, Amzn Mktp US Ae4hz2sr3, Amzn.Com/Bill, WA, 98109, U				30.98		
	99 E 600 411 235000 360					30.98		
5240	Sara Holewinski	1174, Wal-Mart #3643, Medford, WI, 54451, US,				6.38		
	99 E 600 411 235000 360					6.38		
5250	Sara Holewinski	1174, Amzn Mktp US On0os8tc3, Amzn.Com/Bill, WA, 98109, U				643.56		
	99 E 600 411 235000 360					643.56		
5260	Sara Holewinski	1174, Amzn Mktp US Hn6jl2xi3, Amzn.Com/Bill, WA, 98109, U				28.14		

Vendor	Purch Vendor	Purchasing Name	PO Number	Proj/Grant	Type	Invoice Nbr	Accrual	Amount
Line	Description		Account	Amount		1099		
Invoice Number BMOJULY202200000 continued								
BMO FINA000					YDA	BMOJULY202200000	A/P-ACCR	215,051.76
	99 E 600 411 235000 360			28.14				
5270	Sara Holewinski 1174, Learning A-Z, Llc, 866-889-3729, TX, 75287, US,					125.00		
	99 E 600 360 221500 360			125.00				
5280	Sara Holewinski 1174, Amzn Mktpr US Cq0yw7i33, Amzn.Com/Bill, WA, 98109, U					188.03		
	99 E 600 411 235000 360			188.03				
5290	Sara Holewinski 1174, Amzn Mktpr US 7x2178h73, Amzn.Com/Bill, WA, 98109, U					8.95		
	99 E 600 411 235000 360			8.95				
5300	Sara Holewinski 1174, Mapme, San Francisco, CA, 94117, US,					470.40		
	99 E 600 360 295000 360			470.40				
5310	Sara Holewinski 1174, Amazon.Com S10792gg3, Amzn.Com/Bill, WA, 98109, US,					30.97		
	99 E 600 411 235000 360			30.97				
5320	Sara Holewinski 1174, Amzn Mktpr US B501t71g3, Amzn.Com/Bill, WA, 98109, U					90.78		
	99 E 600 411 235000 360			90.78				
5330	MAES2020, Teacherspayteachers.Co, 6465880910, NY, 10003, US,					-16.31		
	10 E 100 360 110000 000			-16.31				
5340	MAES2020, Teacherspayteachers.Co, 6465880910, NY, 10003, US,					312.80		
	10 E 100 360 110000 000			312.80				
5350	RYAN PILGRIM 0409, Dicks Sporting Goods, Wausau, WI, 54401, US,					42.19		
	10 E 400 411 162000 955			42.19				
5360	MAMS - 0827, Usps Po 5652500887, Medford, WI, 54451, US,					55.50		
	10 E 800 353 260000 000			55.50				
5370	MAMS - 0827, Teacherspayteachers.Co, 6465880910, NY, 10003, US,					10.55		
	10 E 800 411 110000 900			10.55				
5380	MAMS - 0827, Sq Peeq Technologies,, Gosq.Com, NC, 27513, US,					203.99		
	21 E 200 440 110000 000			203.99				
5390	MAMS - 0827, Wal-Mart #3643, Medford, WI, 54451, US,					23.63		
	10 E 800 411 110000 900			23.63				
5400	Richelle Crank W 119, Target 00008052, Marshfield, WI, 54449, US,					9.50		
	10 E 101 411 240000 000			9.50				
5410	Richelle Crank W 119, Samsclub #6535, Wausau, WI, 54401, US,					117.08		
	10 E 101 411 240000 000			117.08				
5420	Richelle Crank W 119, Target 00017749, Eau Claire, WI, 54701, US,					11.87		
	10 E 101 411 110000 000			11.87				
5430	Richelle Crank W 119, Sams Club #8185, Eau Claire, WI, 54701, US,					17.84		
	10 E 101 411 240000 000			17.84				

<u>Vendor</u>	<u>Purch Vendor</u>	<u>Purchasing Name</u>	<u>PO Number</u>	<u>Proj/Grant</u>	<u>Type</u>	<u>Invoice Nbr</u>	<u>Accrual</u>	<u>Amount</u>
<u>Line</u>	<u>Description</u>					<u>Amount</u>		
<u>Account</u>						<u>Amount</u>	<u>1099</u>	
Invoice Number BMOJULY202200000 continued								
BMO FINA000					YDA	BMOJULY202200000	A/P-ACCR	215,051.76
5440	Richelle Crank W 119, Menards Marshfield Wi, Marshfield, WI, 54449, US,					20.42		
10 E 101 411 240000 000						20.42		
5450	Richelle Crank W 119, Target 00003640, Schofield, WI, 54476, US,					82.70		
10 E 100 411 240000 000						82.70		
TOTAL INVOICES CREATED =====> 1						TOTAL AMOUNT OF INVOICES =====>		215,051.76

Invoice Parameters:

Invoice Date: 08/31/2022 Due Date: 08/31/2022 Batch: 0001 Bank: BNK0 Check Type: Wire Transfer

***** End of report *****

Fd	T	Loc	Obj	Func	Prj	Obj	2022-23	August 2022-23	2022-23	2022-23	Encumbered	Unreceived
							Revised Budget	Monthly Revenue	FYTD Revenue	FYTD %	Balance	Balance
10	R	800	211	500000	000	PROPERTY TAX	5,652,176.00	0.00	0.00	0.00	0.00	5,652,176.00
10	R	800	213	500000	000	MOBILE HOME TAX	17,030.00	1,392.85	2,702.17	15.87	0.00	14,327.83
10	R	800	244	139000	000	PAYMENTS FOR SERVICES	0.00	0.00	148.69	0.00	0.00	148.69-
10	R	800	244	500000	000	PAYMENTS FOR SERVICES	1,000.00	0.00	0.00	0.00	0.00	1,000.00
10	R	800	262	500000	000	NON-CAP FOR RESALE	0.00	654.00	654.00	0.00	0.00	654.00-
10	R	800	264	500000	000	NON CAPITAL SURPLUS PROP.	18,000.00	199.42	199.42	1.11	0.00	17,800.58
10	R	800	271	500000	000	ADMISSIONS	25,000.00	0.00	0.00	0.00	0.00	25,000.00
10	R	800	279	500000	000	OTHER SCHOOL ACTIVITY INC	8,000.00	786.80	936.80	11.71	0.00	7,063.20
10	R	800	280	500000	000	INTEREST ON INVESTMENTS	2,000.00	5,649.29	6,804.21	340.21	0.00	4,804.21-
10	R	800	291	500000	000	GIFTS	5,000.00	0.00	0.00	0.00	0.00	5,000.00
10	R	800	292	500000	000	STUDENT FEES	30,000.00	9,475.00	9,655.00	32.18	0.00	20,345.00
10	R	800	293	500000	000	RENTALS	3,000.00	315.00	315.00	10.50	0.00	2,685.00
10	R	800	295	500000	900	SUMMER SCHOOL REVENUE	0.00	0.00	75.00	0.00	0.00	75.00-
10	R	800	297	500000	000	STUDENT FINES	500.00	130.00	130.00	26.00	0.00	370.00
10	R	---	2--	-----	---	*REVENUE FROM LOCAL SOURC	5,761,706.00	18,602.36	21,620.29	0.38	0.00	5,740,085.71
10	R	800	345	500000	000	GENERAL TUITION-OPEN ENRO	10,266,000.00	0.00	0.00	0.00	0.00	10,266,000.00
10	R	---	3--	-----	---	*INTERDIST PYMNTS WITHIN	10,266,000.00	0.00	0.00	0.00	0.00	10,266,000.00
10	R	800	612	500000	000	TRANSPORTATION AID	132,000.00	0.00	0.00	0.00	0.00	132,000.00
10	R	800	613	500000	000	LIBRARY AID	95,000.00	0.00	0.00	0.00	0.00	95,000.00
10	R	800	621	500000	000	EQUALIZATION AID	15,266,124.00	0.00	0.00	0.00	0.00	15,266,124.00
10	R	800	630	500000	522	SPECIAL PROJECT GRANTS	10,068.00	0.00	0.00	0.00	0.00	10,068.00
10	R	800	630	500000	577	SPECIAL PROJECT GRANTS	14,300.00	16,034.67	16,034.67	112.13	0.00	1,734.67-
10	R	800	690	500000	000	OTHER REVENUE FROM STATE	0.00	0.00	52.00	0.00	0.00	52.00-
10	R	800	691	500000	000	COMPUTER AID	161,128.00	0.00	0.00	0.00	0.00	161,128.00
10	R	800	695	500000	000	STATE CATEGORICAL AID	1,528,767.00	0.00	0.00	0.00	0.00	1,528,767.00
10	R	800	699	500000	697	OTHER REVENUE FROM STATE	0.00	15,000.00	42,445.00	0.00	0.00	42,445.00-
10	R	800	699	500000	698	OTHER REVENUE FROM STATE	75,000.00	0.00	0.00	0.00	0.00	75,000.00
10	R	---	6--	-----	---	*REVENUE FROM STATE SOURC	17,282,387.00	31,034.67	58,531.67	0.34	0.00	17,223,855.33
10	R	800	713	500000	400	VOCATIONAL EDUCATION AID	17,176.00	0.00	0.00	0.00	0.00	17,176.00
10	R	800	730	500000	165	SPECIAL PROJECT GRANT	331,272.00	0.00	0.00	0.00	0.00	331,272.00
10	R	800	730	500000	341	SPECIAL PROJECT GRANT	89,480.00	0.00	0.00	0.00	0.00	89,480.00
10	R	800	730	500000	365	SPECIAL PROJECT GRANT	51,270.00	0.00	0.00	0.00	0.00	51,270.00
10	R	800	730	500000	381	SPECIAL PROJECT GRANT	19,148.00	0.00	0.00	0.00	0.00	19,148.00
10	R	800	751	500000	141	ECIA - CHAPTER 1	299,260.00	0.00	0.00	0.00	0.00	299,260.00
10	R	800	780	500000	000	FED-DHS	78,000.00	0.00	0.00	0.00	0.00	78,000.00
10	R	---	7--	-----	---	*REVENUE FROM FEDERAL SOU	885,606.00	0.00	0.00	0.00	0.00	885,606.00

Fd	T	Loc	Obj	Func	Prj	Obj	2022-23 Revised Budget	August 2022-23 Monthly Revenue	2022-23 FYTD Revenue	2022-23 FYTD %	Encumbered Balance	Unreceived Balance
10	R	800	861	500000	000	EQUIPMENT SALES	3,000.00	3,600.00	3,600.00	120.00	0.00	600.00-
10	R	---	8--	-----	---	*OTHER FINANCING SOURCES	3,000.00	3,600.00	3,600.00	120.00	0.00	600.00-
10	R	800	971	500000	000	REFUND OF DISB - AIDABLE	120,000.00	3,543.75	29,981.75	24.98	0.00	90,018.25
10	R	800	990	500000	000	MISCELLANEOUS OTHER REVEN	1,000.00	25.00	25.00	2.50	0.00	975.00
10	R	---	9--	-----	---	*OTHER REVENUES	121,000.00	3,568.75	30,006.75	24.80	0.00	90,993.25
10	-	---	---	-----	---	*GENERAL FUND	34,319,699.00	56,805.78	113,758.71	0.33	0.00	34,205,940.29
Grand Revenue Totals							34,319,699.00	56,805.78	113,758.71	0.33	0.00	34,205,940.29

Number of Accounts: 35

***** End of report *****

Medford Area Public School District
 Post Retirement Trust
 July 1, 2022 through June 30, 2023

Month	July	August	September	October	November	December	January	February	March	April	May	June	Year to Date
Beginning Balance	2,195,585.85	1,957,362.16	1,925,080.51	1,925,080.51	1,925,080.51	1,925,080.51	1,925,080.51	1,925,080.51	1,925,080.51	1,925,080.51	1,925,080.51	1,925,080.51	2,195,585.85
Additions	-	-	-	-	-	-	-	-	-	-	-	-	-
Earnings	1,549.24	724.19											2,273.43
Unrealized (Loss)/Gain	49,129.04	(41,117.48)											8,011.56
Fees	(1,197.39)	(1,068.36)											(2,265.75)
Annual Implicit Rate Subsidy	(64,850.50)		-	-	-	-	-	-	-	-	-	-	(64,850.50)
Contributions	427,045.00		-	-	-	-	-	-	-	-	-	-	427,045.00
Other			-	-	-	-	-	-	-	-	-	-	-
Disbursements	(649,899.08)	9,180.00	-										(640,719.08)
Ending Balance	1,957,362.16	1,925,080.51	1,925,080.51	1,925,080.51	1,925,080.51	1,925,080.51	1,925,080.51	1,925,080.51	1,925,080.51	1,925,080.51	1,925,080.51	1,925,080.51	1,925,080.51
Liability Value (-) Investment at Cost	2,084,117.01	2,029,798.27											-
Accum Unrealized (Loss) Gain	(126,754.85)	(104,717.76)	1,925,080.51	1,925,080.51	1,925,080.51	1,925,080.51	1,925,080.51	1,925,080.51	1,925,080.51	1,925,080.51	1,925,080.51	1,925,080.51	1,925,080.51

Beginning Balance	2,195,585.85
Additions	-
Earnings	2,273.43
Unrealized Gain	8,011.56
Fees	(2,265.75)
Implicit Rate	(64,850.50)
Annual Contribution	427,045.00
Disbursements	(640,719.08)
	<u>1,925,080.51</u>

MEDFORD AREA PUBLIC SCHOOL DISTRICT

REGULAR BOARD OF EDUCATION MEETING

September 26, 2022

VOUCHER CHECKS

The Medford Area Public School District Board of Education approves the following:

Check # 179644 to

Check # 179852.

Amount \$ 873,181.71 for voucher checks and

Amount \$ 905,419.56 for payroll.

 REPORT SPECIFICATIONS
 DISTRICT: MEDFORD AREA PUBLIC SCHOOL DISTRICT
 REPORT TITLE: 9/26/22 (Dates: 07/01/21 - 09/26/22)
 REQUESTED BY: lanneja DATE: 09/19/22
 PROGRAM NAME: fin/3frdt101. TIME: 12:00:37 PM
 COPIES: 1 LPI: 6
 RUN ON SERVER: yes CREATE ASCII FILE: NO

Report Parameters

Description: MONTHLY BOARD OF ED CHECK LISTING
 Report Title: 9/26/22
 Print Detail Lines: Yes

<u>Report Ranges</u>	<u>Low</u>	<u>High</u>
Check Number:	179644	179852
Check Amount:	-9999999999	9999999999
PO Number:	0	9999999999
Invoice Date:	07/01/21	09/26/22
Vendor to Display:	Invoice	
Vendor Type:		ZZZZZ
Vendor Sub Type:		ZZZZZ
Check type to print:	All	
Include Continuation Void	No	
Exclude Voided Checks:	No	
Print Only 1099 Vendors:	No	
Post Month Print Format:	Numeric	
Banks Selected:	BNK0	

Account Filters

Account Types Selected: Asset Liability Equity Revenue Expense
 Account Status: Both Active/Inactive

	<u>Low</u>	<u>High</u>
B/S Account Ranges:	00 * 000 000 000000 000	99 * 999 999 999999 999
O/S Account Ranges:	00 * 000 000 000000 000	99 * 999 999 999999 999
Group Codes:	--	zz-zz-zzzz
Category Codes:		zzzzzzzz

<u>Report Fields</u>	<u>Length</u>	<u>Sign</u>	<u>Edited</u>	<u>Whole</u>	<u>Field Format</u>	<u>Year</u>	<u>Suppress Repeating</u>
Check Number	8						No
Check Date	10						No
Vendor	30						No
PO Number	10						No
Invoice Number	15						No
Invoice Description	35						No
Amount	12	Right	Yes	No	>, >>, >>>, >>>9.99-	Current	No

REPORT SPECIFICATIONS

DISTRICT: MEDFORD AREA PUBLIC SCHOOL DISTRICT
 REPORT TITLE: 9/26/22 (Dates: 07/01/21 - 09/26/22)
 REQUESTED BY: lanneja DATE: 09/19/22
 PROGRAM NAME: TP-FIELD-HEAD TIME: 12:00:38 PM
 COPIES: 1 LPI: 6
 RUN ON SERVER: yes CREATE ASCII FILE: NO

<u>Report Fields</u>	<u>Length</u>	<u>Sign</u>	<u>Edited</u>	<u>Whole</u>	<u>Field Format</u>	<u>Year</u>	<u>Suppress Repeating</u>
Account Number	25				Number		No
Post Date	10						No

<u>Sort Fields</u>	<u>Totals</u>	<u>Break Spacing</u>
1-Check Number	No	Single
2-Check Date	No	Single
3-Vendor	Yes	Single
4-PO Number	No	Single
5-Invoice Number	No	Single

CHECK #	CHECK DATE	VENDOR	PO INVOICE #	DESCRIPTION	CHECK AMOUNT	ACCOUNT	POST DATE
			NUMBER			NUMBER	
179644	08/30/2022	Antigo High School	0 8/30/22	JV VOLLEYBALL FEE	150.00	10 E 400 940 162000 951	08/30/2022
				Totals for Antigo High School	150.00		
179645	08/30/2022	Gutsch, Ryan	0 8/30/22	BOYS JV SOCCER VS RHINELANDER	55.00	10 E 400 310 162000 952	08/30/2022
				Totals for Gutsch, Ryan	55.00		
179646	08/30/2022	Krause, Douglas	0 8/30/22	BOYS VARSITY SOCCER VS RHINELANDER	120.00	10 E 400 310 162000 952	08/30/2022
				Totals for Krause, Douglas	120.00		
179647	08/30/2022	Mosinee High School	0 8/30/22	GIRLS CROSS COUNTRY FEE	150.00	10 E 400 940 162000 955	08/30/2022
179647	08/30/2022	Mosinee High School	0 8/30/22	BOYS CROSS COUNTRY FEE	150.00	10 E 400 940 162000 955	08/30/2022
				Totals for Mosinee High School	300.00		
179648	08/30/2022	Petty Cash	0 8/26/22	CASH BOX FOR 22-23 SPORTS SEASON: \$400 X 2 CASH BOXES	800.00	10 E 400 411 162000 000	08/30/2022
				Totals for Petty Cash	800.00		
179649	08/30/2022	Three Lakes School District	0 8/23/22	VARSITY VOLLEYBALL FEE	175.00	10 E 400 940 162000 951	08/30/2022
				Totals for Three Lakes School District	175.00		
179650	08/30/2022	Todryk, Ronald	0 8/30/22	BOYS VARSITY SOCCER VS RHINELANDER	120.00	10 E 400 310 162000 952	08/30/2022
				Totals for Todryk, Ronald	120.00		
179651	08/30/2022	Twaroski, George	0 8/30/22	BOYS JV SOCCER VS RHINELANDER	55.00	10 E 400 310 162000 952	08/30/2022
				Totals for Twaroski, George	55.00		
179652	08/30/2022	Vaughter, Jeffrey	0 8/30/22	BOYS VARSITY SOCCER VS RHINELANDER	150.00	10 E 400 310 162000 952	08/30/2022
				Totals for Vaughter, Jeffrey	150.00		
179653	08/30/2022	Medford Area Public School Dis	0 08/31/22	Payrol 8/31/22 Payroll	290,865.93	10 A 000 000 711100 000	08/30/2022
				Totals for Medford Area Public School Di	290,865.93		
179654	08/30/2022	Petty Cash	0 8/30/22	\$250 CHANGE FOR CHANGE MACHINE IN STUDENT VENDING	250.00	21 E 400 411 120000 610	08/30/2022
				Totals for Petty Cash	250.00		
179655	08/31/2022	Thrivent Mutual Funds	0 20220815ADDA2M	8/15Thrivent Mutual Funds J. Hraby	125.00	10 L 000 000 811670 000	08/31/2022
179655	08/31/2022	Thrivent Mutual Funds	0 20220831ADDA2M	8/31Thrivent Mutual Funds J. Hraby	125.00	10 L 000 000 811670 000	08/31/2022
				Totals for Thrivent Mutual Funds	250.00		
179656	08/31/2022	Ameriprise Financial Services	0 20220815ADDAB	8/31NBS - National Benefit Services; B Walsh - \$200.00	100.00	99 L 000 000 811670 000	08/31/2022
179656	08/31/2022	Ameriprise Financial Services	0 20220831ADDAB	8/31NBS - National Benefit Services;	100.00	99 L 000 000 811670 000	08/31/2022
				Totals for Ameriprise Financial Services	200.00		
179657	08/31/2022	AXA Equitable	0 20220815ADDA2	8/31UNIT#: 008365 001	250.00	10 L 000 000 811670 000	08/31/2022
179657	08/31/2022	AXA Equitable	0 20220815ADDA22	8/31AXA EQUITABLE	100.00	99 L 000 000 811670 000	08/31/2022
179657	08/31/2022	AXA Equitable	0 20220831ADDA2	8/31UNIT#: 008365 001	250.00	10 L 000 000 811670 000	08/31/2022
179657	08/31/2022	AXA Equitable	0 20220831ADDA22	8/31AXA EQUITABLE	100.00	99 L 000 000 811670 000	08/31/2022
				Totals for AXA Equitable	700.00		
179658	08/31/2022	WI SCTF	0 20220615EDDGA	8/31 p/rWI SCTF 6063683-B. Wert,	663.31	10 L 000 000 811680 000	08/31/2022

CHECK #	CHECK DATE	VENDOR	PO INVOICE #	DESCRIPTION	CHECK AMOUNT	ACCOUNT	POST DATE
			NUMBER			NUMBER	
				8232335 \$73.00-T. Swedlund \$590.31			
179658	08/31/2022	WI SCTF	0 20220831ADDGA	8/31 p/rWI SCTF-778717-J. Cliver	100.00	10 L 000 000 811680 000	08/31/2022
				Totals for WI SCTF	763.31		
179659	08/31/2022	Delta Dental of Wisconsin	0 1821142	September 2022	25,005.76	10 L 000 000 811632 000	08/31/2022
				Invoice-Active-11511-000-00000-0000			
				0			
179659	08/31/2022	Delta Dental of Wisconsin	0 1821142	September 2022	2,266.60	27 L 000 000 811632 000	08/31/2022
				Invoice-Active-11511-000-00000-0000			
				0			
179659	08/31/2022	Delta Dental of Wisconsin	0 1821142	September 2022	31.75	50 L 000 000 811632 000	08/31/2022
				Invoice-Active-11511-000-00000-0000			
				0			
179659	08/31/2022	Delta Dental of Wisconsin	0 1821142	September 2022	71.88	80 L 000 000 811632 000	08/31/2022
				Invoice-Active-11511-000-00000-0000			
				0			
179659	08/31/2022	Delta Dental of Wisconsin	0 1821142	September 2022	6,765.95	99 L 000 000 811632 000	08/31/2022
				Invoice-Active-11511-000-00000-0000			
				0			
179659	08/31/2022	Delta Dental of Wisconsin	0 1821143	September 2022	299.76	10 L 000 000 811632 000	08/31/2022
				Invoice-Cobra-11511-700-00000-00000			
				Totals for Delta Dental of Wisconsin	34,441.70		
179660	08/31/2022	Kansas City Life Insurance Co	0 1516844	September 2022	2,243.17	10 L 000 000 811633 000	08/31/2022
				Invoice-acct:1000075000000000			
179660	08/31/2022	Kansas City Life Insurance Co	0 1516844	September 2022	466.49	27 L 000 000 811633 000	08/31/2022
				Invoice-acct:1000075000000000			
179660	08/31/2022	Kansas City Life Insurance Co	0 1516844	September 2022	3.26	50 L 000 000 811633 000	08/31/2022
				Invoice-acct:1000075000000000			
179660	08/31/2022	Kansas City Life Insurance Co	0 1516844	September 2022	5.32	80 L 000 000 811633 000	08/31/2022
				Invoice-acct:1000075000000000			
179660	08/31/2022	Kansas City Life Insurance Co	0 1516844	September 2022	1,317.59	99 L 000 000 811633 000	08/31/2022
				Invoice-acct:1000075000000000			
				Totals for Kansas City Life Insurance Co	4,035.83		
179661	08/31/2022	Aspirus Health Plan	0 222350000162	September 2022	401,177.25	10 L 000 000 811631 000	08/31/2022
				Invoice-Group:ASP10000			
179661	08/31/2022	Aspirus Health Plan	0 222350000162	September 2022	33,920.06	27 L 000 000 811631 000	08/31/2022
				Invoice-Group:ASP10000			
179661	08/31/2022	Aspirus Health Plan	0 222350000162	September 2022	512.79	50 L 000 000 811631 000	08/31/2022
				Invoice-Group:ASP10000			
179661	08/31/2022	Aspirus Health Plan	0 222350000162	September 2022	507.58	80 L 000 000 811631 000	08/31/2022

CHECK #	CHECK DATE	VENDOR	PO INVOICE #	DESCRIPTION	CHECK AMOUNT	ACCOUNT	POST DATE
			NUMBER			NUMBER	
179661	08/31/2022	Aspirus Health Plan	0 222350000162	Invoice-Group:ASP10000 September 2022	102,043.17	99 L 000 000 811631 000	08/31/2022
				Invoice-Group:ASP10000 Totals for Aspirus Health Plan	538,160.85		
179662	08/31/2022	NVA Vision	0 4398850	September 2022	1,974.30	10 L 000 000 811639 000	08/31/2022
				Invoice-Customer:5108			
179662	08/31/2022	NVA Vision	0 4398850	September 2022	204.94	27 L 000 000 811639 000	08/31/2022
				Invoice-Customer:5108			
179662	08/31/2022	NVA Vision	0 4398850	September 2022	350.81	99 L 000 000 811639 000	08/31/2022
				Invoice-Customer:5108 Totals for NVA Vision	2,530.05		
179663	09/01/2022	Walkowicz, John	0 9297	DRAMA: STORAGE SHED FEE - ANNUAL	1,620.00	21 E 400 411 120000 605	09/01/2022
				Totals for Walkowicz, John	1,620.00		
179664	09/01/2022	Ampro Data Services	8002200111 C86448	WIFI upgrade - ERAtE	17,430.00	10 E 800 360 221500 000	09/01/2022
179664	09/01/2022	Ampro Data Services	8002200111 C86448	WIFI upgrade - ERAtE	50,470.00	10 E 800 482 221500 000	09/01/2022
				Totals for Ampro Data Services	67,900.00		
179665	09/01/2022	Evan-Moor	6002200194 INV350695	Evan Moor Daily Geography Practice - Grade 3	48.28	99 E 600 470 110000 360	09/01/2022
				Totals for Evan-Moor	48.28		
179666	09/01/2022	Frese-Klapatauskas, Karla	0 REIMBURSE	HOTEL FOR FBLA CONFERENCE	490.70	10 E 400 341 132000 000	09/01/2022
				Totals for Frese-Klapatauskas, Karla	490.70		
179667	09/01/2022	Grinker, Traci	0 REIMBURSE	DECA/FBLA: CANS FOR A CAUSE	528.38	21 E 400 411 120000 609	09/01/2022
				Totals for Grinker, Traci	528.38		
179668	09/01/2022	Gunderson Cleaners	4002200118 K114260	Gunderson Cleaners, Marching / Concert Uniforms	399.48	10 E 400 310 125500 000	09/01/2022
				Totals for Gunderson Cleaners	399.48		
179669	09/01/2022	Irlen Institute International	9002200145 80972	OVERLAYS	43.60	27 E 800 411 158700 341	09/01/2022
				Totals for Irlen Institute International	43.60		
179670	09/01/2022	Jostens Inc	0 1289843	2022 YEARBOOKS	6,402.91	21 E 400 411 240000 402	09/01/2022
				Totals for Jostens Inc	6,402.91		
179671	09/01/2022	Medford Motors Inc	0 94963	VAN #11 OIL CHANGE AND INSPECTION	610.25	10 E 800 324 253000 000	09/01/2022
				Totals for Medford Motors Inc	610.25		
179672	09/01/2022	Pawlowicz, Bruce	0 8/24/22	BELL BASES FOR YEARS OF SERVICE	60.00	10 E 800 310 231000 000	09/01/2022
179672	09/01/2022	Pawlowicz, Bruce	0 8/24/22	MAMS: CABINET REPAIR	150.00	10 E 200 324 253000 000	09/01/2022
				Totals for Pawlowicz, Bruce	210.00		
179673	09/01/2022	Point of View Multimedia LLC	0 1682	TCDOP VIDEO EDITING	350.00	80 E 800 310 390000 901	09/01/2022
				Totals for Point of View Multimedia LLC	350.00		
179674	09/01/2022	Bergman, Randy	0 9/1/22	GIRLS VARSITY SWIMMING VS ANTIGO	120.00	10 E 400 310 162000 954	09/01/2022
				Totals for Bergman, Randy	120.00		

CHECK #	CHECK DATE	VENDOR	PO INVOICE #		DESCRIPTION	CHECK AMOUNT	ACCOUNT				POST DATE		
			NUMBER	NUMBER			NUMBER	NUMBER	NUMBER	NUMBER			
179675	09/01/2022	Fargen, Terry	0	9/2/22	VARSITY FOOTBALL VS MERRILL	120.00	10	E	400	310	162000	950	09/01/2022
					Totals for Fargen, Terry	120.00							
179676	09/01/2022	Gelhaus, Barbara	0	9/1/22	GIRLS VARSITY SWIMMING VS ANTIGO	120.00	10	E	400	310	162000	954	09/01/2022
					Totals for Gelhaus, Barbara	120.00							
179677	09/01/2022	Kirby, Kevin	0	9/2/22	VARSITY FOOTBALL VS MERRILL	150.00	10	E	400	310	162000	950	09/01/2022
					Totals for Kirby, Kevin	150.00							
179678	09/01/2022	Krause, Douglas	0	9/1/22	BOYS VARSITY SOCCER VS LAKELAND	120.00	10	E	400	310	162000	952	09/01/2022
					Totals for Krause, Douglas	120.00							
179679	09/01/2022	Meyers, Thomas	0	9/2/22	VARSITY FOOTBALL VS MERRILL	120.00	10	E	400	310	162000	950	09/01/2022
					Totals for Meyers, Thomas	120.00							
179680	09/01/2022	Quade, Randall	0	9/2/22	VARSITY FOOTBALL VS MERRILL	120.00	10	E	400	310	162000	950	09/01/2022
					Totals for Quade, Randall	120.00							
179681	09/01/2022	Steiniger, Buck	0	9/2/22	VARSITY FOOTBALL VS MERRILL	120.00	10	E	400	310	162000	950	09/01/2022
					Totals for Steiniger, Buck	120.00							
179682	09/01/2022	Todryk, Ronald	0	9/1/22	BOYS JV SOCCER VS LAKELAND	80.00	10	E	400	310	162000	952	09/01/2022
179682	09/01/2022	Todryk, Ronald	0	9/1/22	BOYS VARSITY SOCCER VS LAKELAND	120.00	10	E	400	310	162000	952	09/01/2022
					Totals for Todryk, Ronald	200.00							
179683	09/01/2022	Twaroski, George	0	9/1/22	BOYS JV SOCCER VS LAKELAND	55.00	10	E	400	310	162000	952	09/01/2022
					Totals for Twaroski, George	55.00							
179684	09/01/2022	Vaughter, Jeffrey	0	9/1/22	BOYS VARSITY SOCCER VS LAKELAND	150.00	10	E	400	310	162000	952	09/01/2022
					Totals for Vaughter, Jeffrey	150.00							
179685	09/01/2022	Burt, Thomas	0	0004	MUSICAL ENTERTAINMENT 2 HOURS	100.00	10	E	800	310	232000	000	09/01/2022
					SOCIAL GATHERING								
					Totals for Burt, Thomas	100.00							
179691	09/01/2022	Marshfield Book & Stationery	1002200105	361903	2022-2023 Classroom Budget	215.42	10	E	101	411	110000	000	09/01/2022
179691	09/01/2022	Marshfield Book & Stationery	1002200118	361904	MBS Consumables	1,684.95	10	E	101	411	110000	000	09/01/2022
179691	09/01/2022	Marshfield Book & Stationery	2002200118	361905	General Supplies	129.55	10	E	200	411	110000	000	09/01/2022
179691	09/01/2022	Marshfield Book & Stationery	2002200119	361906	Art Supplies	867.45	10	E	200	411	121000	000	09/01/2022
179691	09/01/2022	Marshfield Book & Stationery	2002200124	361907	Marshfield Book and Stationery	156.79	10	E	200	411	125400	000	09/01/2022
179691	09/01/2022	Marshfield Book & Stationery	2002200137	361908	Classroom Supplies (MB&S)	212.92	10	E	200	411	110000	000	09/01/2022
179691	09/01/2022	Marshfield Book & Stationery	2002200140	361909	Marshfield Consumables	91.00	10	E	200	411	125500	000	09/01/2022
179691	09/01/2022	Marshfield Book & Stationery	2002200143	361910	2022-23 Classroom Supplies	182.58	10	E	205	411	110000	000	09/01/2022
179691	09/01/2022	Marshfield Book & Stationery	2002200145	361911	Classroom consumables, instructional materials, and rewards.	76.46	10	E	205	411	110000	000	09/01/2022
179691	09/01/2022	Marshfield Book & Stationery	2002200146	361912	Classroom Supplies	223.76	10	E	205	411	110000	000	09/01/2022
179691	09/01/2022	Marshfield Book & Stationery	2002200149	361913	Classroom supplies	156.76	10	E	200	411	126000	000	09/01/2022
179691	09/01/2022	Marshfield Book & Stationery	2002200151	361914	Marshfield Non Consumables	1,048.85	10	E	200	411	125500	000	09/01/2022
179691	09/01/2022	Marshfield Book & Stationery	2002200152	961915	Class supplies	93.63	10	E	205	411	110000	000	09/01/2022

CHECK #	CHECK DATE	VENDOR	PO INVOICE #		DESCRIPTION	CHECK AMOUNT	ACCOUNT				POST DATE		
			NUMBER	NUMBER			NUMBER	NUMBER	NUMBER	NUMBER			
179691	09/01/2022	Marshfield Book & Stationery	2002200154	361916	Supplies	323.10	10	E	200	411	125400	000	09/01/2022
179691	09/01/2022	Marshfield Book & Stationery	2002200157	361917	General Supplies	81.38	10	E	200	411	110000	000	09/01/2022
179691	09/01/2022	Marshfield Book & Stationery	2002200160	361918	storage supply	13.35	10	E	205	411	110000	000	09/01/2022
179691	09/01/2022	Marshfield Book & Stationery	2002200161	361919	2022-23 Classroom Supplies	70.61	10	E	205	411	110000	000	09/01/2022
179691	09/01/2022	Marshfield Book & Stationery	2002200163	361920	Marshfield BS order	224.50	10	E	200	411	126000	000	09/01/2022
179691	09/01/2022	Marshfield Book & Stationery	2002200165	361921	Classroom Materials	68.26	10	E	205	411	110000	000	09/01/2022
179691	09/01/2022	Marshfield Book & Stationery	2002200167	361922	General Supplies	153.11	10	E	200	411	110000	000	09/01/2022
179691	09/01/2022	Marshfield Book & Stationery	2002200172	361924	classroom supplies	131.50	10	E	200	411	110000	000	09/01/2022
179691	09/01/2022	Marshfield Book & Stationery	2002200174	361925	science supplies	28.00	10	E	200	411	110000	000	09/01/2022
179691	09/01/2022	Marshfield Book & Stationery	2002200177	361957	Marshfield Book and Stationery	438.13	10	E	200	411	126000	000	09/01/2022
179691	09/01/2022	Marshfield Book & Stationery	2002200179	361958	General Classroom Supplies	72.10	10	E	200	411	126000	000	09/01/2022
179691	09/01/2022	Marshfield Book & Stationery	2002200183	361959	Marshfield Book & Stationary Office Order	674.41	10	E	200	411	240000	000	09/01/2022
179691	09/01/2022	Marshfield Book & Stationery	3002200100	361926	MBS Consumable Form Order	6.11	10	E	100	411	110000	000	09/01/2022
179691	09/01/2022	Marshfield Book & Stationery	3002200101	361927	MBS Construction Paper Order	15.60	10	E	100	411	110000	000	09/01/2022
179691	09/01/2022	Marshfield Book & Stationery	3002200103	361928	Supply Order Form	62.95	10	E	100	411	110000	000	09/01/2022
179691	09/01/2022	Marshfield Book & Stationery	3002200105	361929	Consumables	237.03	10	E	100	411	110000	000	09/01/2022
179691	09/01/2022	Marshfield Book & Stationery	3002200110	361930	Birthday crowns	12.99	10	E	100	411	110000	000	09/01/2022
179691	09/01/2022	Marshfield Book & Stationery	3002200119	361931	Construction paper order	8.04	10	E	100	411	110000	000	09/01/2022
179691	09/01/2022	Marshfield Book & Stationery	3002200121	361932	Pre-K Classroom Supplies	66.80	10	E	100	411	110000	000	09/01/2022
179691	09/01/2022	Marshfield Book & Stationery	3002200123	361933	Pre-K Classroom Materials	36.99	10	E	100	411	110000	000	09/01/2022
179691	09/01/2022	Marshfield Book & Stationery	3002200125	361934	Classroom supplies	28.98	10	E	100	411	110000	000	09/01/2022
179691	09/01/2022	Marshfield Book & Stationery	3002200126	361935	Supply Order Form	3,765.65	10	E	100	411	110000	000	09/01/2022
179691	09/01/2022	Marshfield Book & Stationery	3002200131	361936	consumables	4,614.34	10	E	100	411	110000	000	09/01/2022
179691	09/01/2022	Marshfield Book & Stationery	3002200145	361902	Tables: ELS61448 14" X 48", ELS61460 14" X 60", ELS61472 14" X 72", ELD61484 14" X 84"	1,836.00	10	E	100	440	240000	000	09/01/2022
179691	09/01/2022	Marshfield Book & Stationery	3002200155	361961	Classroom Consumables	26.49	10	E	100	411	110000	000	09/01/2022
179691	09/01/2022	Marshfield Book & Stationery	4002200105	361937	General Supplies	67.35	10	E	400	411	143000	000	09/01/2022
179691	09/01/2022	Marshfield Book & Stationery	4002200114	361938	classroom supplies	153.29	10	E	400	411	122000	000	09/01/2022
179691	09/01/2022	Marshfield Book & Stationery	4002200115	361939	Supplies	164.59	10	E	400	411	125400	000	09/01/2022
179691	09/01/2022	Marshfield Book & Stationery	4002200128	361941	411 Marshfield Book & Stationary	250.70	10	E	400	411	125500	000	09/01/2022
179691	09/01/2022	Marshfield Book & Stationery	4002200134	361942	Marshfield Order MASH Social Studies	131.33	10	E	400	411	127000	000	09/01/2022
179691	09/01/2022	Marshfield Book & Stationery	4002200136	361943	MBS Consumables	273.60	10	E	400	411	132000	000	09/01/2022
179691	09/01/2022	Marshfield Book & Stationery	4002200145	361944	Classroom Supplies	134.55	10	E	400	411	123219	000	09/01/2022
179691	09/01/2022	Marshfield Book & Stationery	4002200146	361945	General Supplies See attached	42.51	10	E	400	411	122000	000	09/01/2022
179691	09/01/2022	Marshfield Book & Stationery	4002200147	361946	Classroom supplies	173.29	10	E	400	411	122000	000	09/01/2022
179691	09/01/2022	Marshfield Book & Stationery	4002200150	361947	MASH Office supplies	202.01	10	E	400	411	240000	000	09/01/2022

CHECK #	CHECK DATE	VENDOR	PO INVOICE #		DESCRIPTION	CHECK AMOUNT	ACCOUNT				POST DATE		
			NUMBER	NUMBER			NUMBER	NUMBER	NUMBER	NUMBER			
179691	09/01/2022	Marshfield Book & Stationery	4002200152	361948	General Supplies	201.66	10	E	400	411	122000	000	09/01/2022
179691	09/01/2022	Marshfield Book & Stationery	4002200154	361949	General Supplies	144.89	10	E	400	411	122000	000	09/01/2022
179691	09/01/2022	Marshfield Book & Stationery	8002200102	361950	General Supplies	33.24	99	E	405	411	129100	394	09/01/2022
179691	09/01/2022	Marshfield Book & Stationery	8002200104	361951	Classroom Supplies	171.25	99	E	405	411	129100	394	09/01/2022
179691	09/01/2022	Marshfield Book & Stationery	8002200109	361952	Classroom supplies	145.54	10	E	800	411	171000	000	09/01/2022
179691	09/01/2022	Marshfield Book & Stationery	8002200121	362348	PENCIL DRAWERS FOR DO DESKS	276.00	10	E	800	440	260000	000	09/01/2022
179691	09/01/2022	Marshfield Book & Stationery	9002200100	361953	Classroom supplies	498.05	27	E	800	411	158700	341	09/01/2022
179691	09/01/2022	Marshfield Book & Stationery	9002200105	361955	Classroom supplies	47.94	27	E	800	411	158700	341	09/01/2022
179691	09/01/2022	Marshfield Book & Stationery	9002200122	361956	Classroom supplies	293.33	27	E	800	411	158700	341	09/01/2022
Totals for Marshfield Book & Stationery						21,541.66							
179692	09/02/2022	A'viands LLC	0	INV1900027497	JULY 2022 FOOD SERVICE	4,854.88	50	L	000	000	811200	000	09/02/2022
Totals for A'viands LLC						4,854.88							
179693	09/06/2022	Guden, Andrew	0	09/06/2022	GRADE 8 FOOTBALL	50.00	80	E	200	310	393000	950	09/06/2022
179693	09/06/2022	Guden, Andrew	0	09/06/2022	GRADE 8 FOOTBALL	50.00-	80	E	200	310	393000	950	09/06/2022
Totals for Guden, Andrew						0.00							
179694	09/06/2022	Lindau, Michael	0	09/06/2022	GRADE 8 FOOTBALL	50.00	80	E	200	310	393000	950	09/06/2022
179694	09/06/2022	Lindau, Michael	0	09/06/2022	GRADE 8 FOOTBALL	50.00-	80	E	200	310	393000	950	09/06/2022
Totals for Lindau, Michael						0.00							
179695	09/06/2022	Pilgrim, Ryan	0	09/06/2022	GRADE 8 FOOTBALL	50.00	80	E	200	310	393000	950	09/06/2022
179695	09/06/2022	Pilgrim, Ryan	0	09/06/2022	GRADE 8 FOOTBALL	50.00-	80	E	200	310	393000	950	09/06/2022
Totals for Pilgrim, Ryan						0.00							
179696	09/06/2022	Wudi, Michael	0	09/096/2022	GRADE 8 FOOTBALL	50.00	80	E	200	310	393000	950	09/06/2022
179696	09/06/2022	Wudi, Michael	0	09/096/2022	GRADE 8 FOOTBALL	50.00-	80	E	200	310	393000	950	09/06/2022
Totals for Wudi, Michael						0.00							
179697	09/06/2022	Guden, Andrew	0	09/06/2022	GRADE 8 FOOTBALL	50.00	80	E	200	310	393000	950	09/06/2022
Totals for Guden, Andrew						50.00							
179698	09/06/2022	Lindau, Michael	0	09/06/2022	GRADE 8 FOOTBALL	50.00	80	E	200	310	393000	950	09/06/2022
Totals for Lindau, Michael						50.00							
179699	09/06/2022	Pilgrim, Ryan	0	09/06/2022	GRADE 8 FOOTBALL	50.00	80	E	200	310	393000	950	09/06/2022
Totals for Pilgrim, Ryan						50.00							
179700	09/06/2022	Wudi, Michael	0	09/096/2022	GRADE 8 FOOTBALL	50.00	80	E	200	310	393000	950	09/06/2022
Totals for Wudi, Michael						50.00							
179701	09/08/2022	Anderson, Vernon	0	9/8/22	JV2 FOOTBALL VS STANLEY-BOYD	55.00	10	E	400	310	162000	950	09/08/2022
Totals for Anderson, Vernon						55.00							
179702	09/08/2022	Clausnitzer, John	0	9/8/22	JV2 FOOT BALL VS STANLEY-BOYD	55.00	10	E	400	310	162000	950	09/08/2022
Totals for Clausnitzer, John						55.00							
179703	09/08/2022	Gardner, Jason	0	9/8/22	JV2 FOOTBALL VS STANLEY-BOYD	55.00	10	E	400	310	162000	950	09/08/2022
Totals for Gardner, Jason						55.00							
179704	09/08/2022	Guden, Andrew	0	9/8/22	JV2 FOOTBALL VS STANLEY-BOYD	55.00	10	E	400	310	162000	950	09/08/2022

CHECK #	CHECK DATE	VENDOR	PO INVOICE #		DESCRIPTION	CHECK AMOUNT	ACCOUNT		POST DATE
			NUMBER	NUMBER			NUMBER	NUMBER	
					Totals for Guden, Andrew	55.00			
179705	09/08/2022	Homeyer, Steven	0	9/8/22	MAMS BOYS 6-8A SOCCER VS DC EVEREST @ 5	50.00	80 E 200 310 393000	952	09/08/2022
179705	09/08/2022	Homeyer, Steven	0	9/8/22	MAMS BOYS 6-8A SOCCER VS DC EVEREST @ 4	50.00	80 E 200 310 393000	952	09/08/2022
					Totals for Homeyer, Steven	100.00			
179706	09/08/2022	Lange, Amanda	0	9/8/22	MAMS GIRLS 7A-B VOLLEYBALL VS ANTIGO	60.00	80 E 200 310 393000	951	09/08/2022
					Totals for Lange, Amanda	60.00			
179707	09/08/2022	Poetzl, Nicole	0	9/8/22	MAMS BOYS 6-8A SOCCER VS DC EVEREST @ 4	25.00	80 E 200 310 393000	952	09/08/2022
179707	09/08/2022	Poetzl, Nicole	0	9/8/22	MAMS BOYS 6-8A SOCCER VS DC EVEREST @ 5	25.00	80 E 200 310 393000	952	09/08/2022
					Totals for Poetzl, Nicole	50.00			
179708	09/08/2022	Radlinger, Caroline	0	9/8/22	MAMS GIRLS 8A-B VOLLEYBALL VS ANTIGO	60.00	80 E 200 310 393000	951	09/08/2022
					Totals for Radlinger, Caroline	60.00			
179709	09/08/2022	Tessmann, Sierra	0	9/8/22	MAMS BOYS 6-8A SOCCER VS DC EVEREST @ 5	25.00	80 E 200 310 393000	952	09/08/2022
179709	09/08/2022	Tessmann, Sierra	0	9/8/22	MAMS BOYS 6-8A SOCCER VS DC EVEREST @ 4	25.00	80 E 200 310 393000	952	09/08/2022
					Totals for Tessmann, Sierra	50.00			
179715	09/09/2022	Amazon Capital Services	0	1D7N-FXGC-17H7	MAMS MAINT: CHEMICAL PUMP SWITCH	218.00	10 E 200 411 254300	000	09/09/2022
179715	09/09/2022	Amazon Capital Services	0	1N6V-9CF7-WM4C	OREGON TRAIL PRIZES: WELLNESS CHALLENGE	73.88	10 E 800 411 232000	000	09/09/2022
179715	09/09/2022	Amazon Capital Services	0	1WHQ-HDK7-14FK	OREGON TRAIL PRIZES: WELLNESS CHALLENGE	11.98	10 E 800 411 232000	000	09/09/2022
179715	09/09/2022	Amazon Capital Services	1002200119	1DL4-PVMD-WWL1	Consumables	131.04	10 E 101 411 110000	000	09/09/2022
179715	09/09/2022	Amazon Capital Services	1002200124	1F3F-GW1M-XJF3	classroom supplies	106.97	10 E 101 411 110000	000	09/09/2022
179715	09/09/2022	Amazon Capital Services	1002200125	1F96-R4WX-XYFD	SES 3rd grade shared supplies	25.97	10 E 101 411 110000	000	09/09/2022
179715	09/09/2022	Amazon Capital Services	1002200126	1D1P-GXPV-XDNQ	Maggie Butkus Room/Classroom Allotment	290.78	10 E 101 411 110000	000	09/09/2022
179715	09/09/2022	Amazon Capital Services	2002200132	1GHH-3TRC-X4RQ	Classroom incentives, consumables, etc.	128.41	10 E 205 411 110000	000	09/09/2022
179715	09/09/2022	Amazon Capital Services	2002200134	1L6P-L9GY-YRQF	classroom supplies	153.12	10 E 200 411 124000	000	09/09/2022
179715	09/09/2022	Amazon Capital Services	2002200135	1XLV-6QQV-WN3G	Classroom Supplies	269.62	10 E 200 411 124000	000	09/09/2022
179715	09/09/2022	Amazon Capital Services	2002200136	1WQQ-DWGC-XYXT	Classroom Supplies	233.85	10 E 200 411 110000	000	09/09/2022
179715	09/09/2022	Amazon Capital Services	2002200141	163V-T36V-Y137	Highlighters	30.66	10 E 200 411 125500	000	09/09/2022
179715	09/09/2022	Amazon Capital Services	2002200156	163V-T36V-WPT6	General Supplies	345.10	10 E 200 411 127000	000	09/09/2022

CHECK #	CHECK DATE	VENDOR	PO	INVOICE #	DESCRIPTION	CHECK AMOUNT	ACCOUNT				POST DATE		
				NUMBER			NUMBER						
179715	09/09/2022	Amazon Capital Services	2002200159	1N6V-9CF7-Y94J	student council supplies	193.32	21	E	200	411	240000	272	09/09/2022
179715	09/09/2022	Amazon Capital Services	2002200166	17VW-KC73-YFRR	General supplies	107.94	10	E	200	411	122000	000	09/09/2022
179715	09/09/2022	Amazon Capital Services	2002200168	14GN-F11J-Y13G	Classroom Supplies	123.98	10	E	200	411	122000	000	09/09/2022
179715	09/09/2022	Amazon Capital Services	2002200170	143P-C7WL-WLH1	computer supply	15.98	10	E	205	411	110000	000	09/09/2022
179715	09/09/2022	Amazon Capital Services	2002200173	17YY-J6YQ-XKF7	classroom supplies	258.40	10	E	200	411	110000	000	09/09/2022
179715	09/09/2022	Amazon Capital Services	2002200181	1HKQ-WRGP-1K1G	Classroom Supplies	841.39	10	E	200	411	124000	000	09/09/2022
179715	09/09/2022	Amazon Capital Services	2002200185	1YFQ-JXT7-1FPF	MAMS Office Supplies	439.82	10	E	200	411	240000	000	09/09/2022
179715	09/09/2022	Amazon Capital Services	2002200186	1F1G-WXPH-WPJH	MAMS Office	157.71	10	E	200	411	240000	000	09/09/2022
179715	09/09/2022	Amazon Capital Services	3002200102	1XLV-6QQV-YQ7W	Amazon order - erasers & frames	39.56	10	E	100	411	110000	000	09/09/2022
179715	09/09/2022	Amazon Capital Services	3002200104	14GN-F11J-WH36	Consumables/Curriculum Supplies	102.36	10	E	100	411	110000	000	09/09/2022
179715	09/09/2022	Amazon Capital Services	3002200107	1LJF-QRWK-X9PC	K -consumables	417.29	10	E	100	411	110000	000	09/09/2022
179715	09/09/2022	Amazon Capital Services	3002200108	1W4F-Y7RW-WXYH	G1 consumables	658.61	10	E	100	411	110000	000	09/09/2022
179715	09/09/2022	Amazon Capital Services	3002200111	1F1G-WXPH-YHCX	G2 -consumables	835.31	10	E	100	411	110000	000	09/09/2022
179715	09/09/2022	Amazon Capital Services	3002200111	1F1G-WXPH-YHCX	G2 -consumables	167.06	10	E	101	411	110000	000	09/09/2022
179715	09/09/2022	Amazon Capital Services	3002200112	1LJF-QRWK-XTWC	G3 -consumables	303.60	10	E	100	411	110000	000	09/09/2022
179715	09/09/2022	Amazon Capital Services	3002200112	1LJF-QRWK-XTWC	G3 -consumables	153.82	10	E	101	411	110000	000	09/09/2022
179715	09/09/2022	Amazon Capital Services	3002200114	19X1-Y16J-3NR1	PK-K Golf Pencils	174.41	10	E	100	411	110000	000	09/09/2022
179715	09/09/2022	Amazon Capital Services	3002200115	16H9-9PD7-Y73T	G4 -consumables	496.94	10	E	100	411	110000	000	09/09/2022
179715	09/09/2022	Amazon Capital Services	3002200115	16H9-9PD7-Y73T	G4 -consumables	250.60	10	E	101	411	110000	000	09/09/2022
179715	09/09/2022	Amazon Capital Services	3002200117	1GHH-3TKC-YYDQ	K -consumables	83.54	10	E	100	411	110000	000	09/09/2022
179715	09/09/2022	Amazon Capital Services	3002200117	1GHH-3TKC-YYDQ	K -consumables	241.00	10	E	101	411	110000	000	09/09/2022
179715	09/09/2022	Amazon Capital Services	3002200118	14GN-F11J-XRT7	G1 -consumables	100.18	10	E	100	411	110000	000	09/09/2022
179715	09/09/2022	Amazon Capital Services	3002200118	14GN-F11J-XRT7	G1 -consumables	49.78	10	E	101	411	110000	000	09/09/2022
179715	09/09/2022	Amazon Capital Services	3002200120	1DND-QVJR-36H6	Instructional Coach Books	61.04	10	E	100	411	110000	000	09/09/2022
179715	09/09/2022	Amazon Capital Services	3002200122	14GY-7GFM-Y9DK	Pre-K Classroom Materials	184.05	10	E	100	411	110000	000	09/09/2022
179715	09/09/2022	Amazon Capital Services	3002200124	1CYP-93PR-YCFP	Classroom supplies	125.78	10	E	100	411	110000	000	09/09/2022
179715	09/09/2022	Amazon Capital Services	3002200147	1CYP-93PR-WW4	AT-A-GLANCE 2022-2023 Planner, Weekly & Monthly Academic, 8-1/4" x 11", Large, Contempo, Classic Blue (70957X20)	25.77	10	E	100	411	240000	000	09/09/2022
179715	09/09/2022	Amazon Capital Services	3002200151	1L6P-L9GY-X91H	Summer Reading Program	68.34	10	E	100	411	110000	900	09/09/2022
179715	09/09/2022	Amazon Capital Services	3002200152	17QG-GXRF-YDFL	Summer School Empowering Girls Camp- Jill Fortin	102.44	10	E	100	411	110000	900	09/09/2022
179715	09/09/2022	Amazon Capital Services	3002200154	1W4F-Y7RW-YDV6	Classroom Consumables	44.12	10	E	100	411	110000	000	09/09/2022
179715	09/09/2022	Amazon Capital Services	3002200156	163V-T36V-YL1Q	Classroom Items	63.68	10	E	100	411	110000	000	09/09/2022
179715	09/09/2022	Amazon Capital Services	4002200113	1YQW-QHDL-1YYT	ear buds	29.99	10	E	400	411	122000	000	09/09/2022
179715	09/09/2022	Amazon Capital Services	4002200126	1LRL-PQ69-XXDJ	Mr Petersons things	865.80	10	E	400	411	240000	000	09/09/2022
179715	09/09/2022	Amazon Capital Services	4002200140	1F3F-GW1M-XWM4	Math Dept Supplies	172.68	10	E	400	411	124000	000	09/09/2022
179715	09/09/2022	Amazon Capital Services	4002200160	17QG-GXRF-XQ4Q	Office supplies	260.37	10	E	400	411	240000	000	09/09/2022

CHECK #	CHECK DATE	VENDOR	PO	INVOICE #	DESCRIPTION	CHECK AMOUNT	ACCOUNT				POST DATE		
				NUMBER			NUMBER						
179715	09/09/2022	Amazon Capital Services	4002200166	17YY-J6YQ-XKPJ	Office supplies	100.05	10	E	400	411	240000	000	09/09/2022
179715	09/09/2022	Amazon Capital Services	4002200168	1DL4-PVMD-XDWV	Office supplies	117.78	10	E	400	411	240000	000	09/09/2022
179715	09/09/2022	Amazon Capital Services	6002200115	19WR-JLY6-XWPM	Fine motor book	11.34	99	E	600	470	110000	360	09/09/2022
179715	09/09/2022	Amazon Capital Services	6002200116	1F96-R4WX-X6F6	name stamp	9.97	99	E	600	411	110000	360	09/09/2022
179715	09/09/2022	Amazon Capital Services	6002200125	1MN1-NJ39-1HR6	ID curriculum manipulatives/books	598.01	99	E	600	470	110000	360	09/09/2022
179715	09/09/2022	Amazon Capital Services	8002200105	1CYP-93PR-YLFG	Classroom Materials	220.07	99	E	405	411	129100	394	09/09/2022
179715	09/09/2022	Amazon Capital Services	8002200123	1N6V-9CF7-YY1W	Ink and Pens for Office	23.78	10	E	800	411	260000	000	09/09/2022
179715	09/09/2022	Amazon Capital Services	8002200123	1N6V-9CF7-YY1W	Ink and Pens for Office	275.18	10	E	800	481	260000	000	09/09/2022
179715	09/09/2022	Amazon Capital Services	8002200127	163V-T36V-WY69	Oregon Trail Prizes	81.70	10	E	800	411	232000	000	09/09/2022
179715	09/09/2022	Amazon Capital Services	8002200130	1L6P-L9GY-YYR3	OFFICE CLOCK & FOLDERS	36.96	10	E	800	411	260000	000	09/09/2022
179715	09/09/2022	Amazon Capital Services	9002200111	1CYP-93PR-XWMM	Classroom Supplies	351.00	27	E	800	411	158700	341	09/09/2022
179715	09/09/2022	Amazon Capital Services	9002200112	1F3F-GW1M-WNQ7	Meals In a Backpack Fund 21	436.00	27	E	800	411	158700	341	09/09/2022
179715	09/09/2022	Amazon Capital Services	9002200113	163V-T36V-WQ6J	Special Ed Supplies	731.23	27	E	800	411	158700	341	09/09/2022
179715	09/09/2022	Amazon Capital Services	9002200114	19KK-PNFG-Y47V	SPED STANDING DESKS	742.47	27	E	800	440	158700	341	09/09/2022
179715	09/09/2022	Amazon Capital Services	9002200116	143P-C7WL-XCTH	Guidance books	118.26	10	E	800	411	213000	000	09/09/2022
179715	09/09/2022	Amazon Capital Services	9002200120	134J-FDDF-1GNT	Items to support students with special needs in disability programming	91.29	27	E	800	411	158700	341	09/09/2022
179715	09/09/2022	Amazon Capital Services	9002200121	17QG-GXRF-YXXQ	Bilingualistics, Difference or Disorder	43.97	27	E	800	439	156600	341	09/09/2022
179715	09/09/2022	Amazon Capital Services	9002200123	1FGJ-N61D-YGFR	MASH Sped classroom supplies	600.20	27	E	800	411	158700	341	09/09/2022
179715	09/09/2022	Amazon Capital Services	9002200126	17PG-ND79-1WVG	24X36 Poster Frames	75.98	27	E	800	411	158700	341	09/09/2022
179715	09/09/2022	Amazon Capital Services	9002200128	1N6V-9CF7-XW6T	2 Pack Monitor Stand Riser	25.60	27	E	800	411	223300	341	09/09/2022
					Totals for Amazon Capital Services	14,926.88							
179716	09/09/2022	Bauernfeind	0	INV139803	OVERAGE PAPER COPIES	954.14	10	E	800	321	295000	000	09/09/2022
179716	09/09/2022	Bauernfeind	0	INV139803	OVERAGE PAPER COPIES	4,675.68	10	E	100	321	295000	000	09/09/2022
179716	09/09/2022	Bauernfeind	0	INV139803	OVERAGE PAPER COPIES	1,686.12	10	E	101	321	295000	000	09/09/2022
179716	09/09/2022	Bauernfeind	0	INV139803	OVERAGE PAPER COPIES	1,682.32	10	E	400	321	295000	000	09/09/2022
179716	09/09/2022	Bauernfeind	0	INV139803	OVERAGE PAPER COPIES	3,680.17	10	E	200	321	295000	000	09/09/2022
179716	09/09/2022	Bauernfeind	0	INV139803	OVERAGE PAPER COPIES	1,072.75	99	E	600	321	295000	360	09/09/2022
					Totals for Bauernfeind	13,751.18							
179717	09/09/2022	Charter Communications	0	0062442082722	8245 11 246 0062442: RVA 8/27-9/26/22	44.91	99	E	600	360	295000	360	09/09/2022
					Totals for Charter Communications	44.91							
179718	09/09/2022	NWEA	0	68756	MAP GROWTH K-12	16,942.50	10	E	800	360	122115	000	09/09/2022
					Totals for NWEA	16,942.50							
179719	09/09/2022	Paff, Bradley	0	REIMBURSE	SCIENCE OLYMPIAD: EVENT MATERIALS, MUFFIN SUPPLIES, REGISTRATION	2,311.61	21	E	400	411	120000	615	09/09/2022
					Totals for Paff, Bradley	2,311.61							

CHECK #	CHECK DATE	VENDOR	PO INVOICE #	DESCRIPTION	CHECK AMOUNT	ACCOUNT	POST DATE
			NUMBER			NUMBER	
179720	09/09/2022	Tricor, LLC	0 45050	2022-23 CYBER LIABILITY	6,629.00	10 E 800 711 270000 000	09/09/2022
179720	09/09/2022	Tricor, LLC	0 45050	2022-23 CYBER LIABILITY	6,629.00	99 E 600 711 270000 360	09/09/2022
				Totals for Tricor, LLC	13,258.00		
179721	09/09/2022	WAOW-WYOW Television, Inc.	0 2022-22	RVA ADVERTISING: PREMIUM OTT	20,000.00	99 E 600 351 263300 360	09/09/2022
				Totals for WAOW-WYOW Television, Inc.	20,000.00		
179722	09/12/2022	Clausnitzer, John	0 09/12/2022	JV FOOTBALL VS LAKELAND	55.00	10 E 400 310 162000 950	09/12/2022
				Totals for Clausnitzer, John	55.00		
179723	09/12/2022	Guden, Andrew	0 09-12/2022	JV FOOTBALL VS LAKELAND	55.00	10 E 400 310 162000 950	09/12/2022
				Totals for Guden, Andrew	55.00		
179724	09/12/2022	Koester, David	0 09/12/2022	JV FOOTBALL VS LAKELAND	55.00	10 E 400 310 162000 950	09/12/2022
				Totals for Koester, David	55.00		
179725	09/12/2022	Pilgrim, Ryan	0 09/12/2022	JV FOOTBALL VS LAKELAND	55.00	10 E 400 310 162000 950	09/12/2022
				Totals for Pilgrim, Ryan	55.00		
179726	09/12/2022	Alakef Coffee Roasters	0 324407	RAIDER CAFE: COFFEE	187.00	21 E 400 411 240000 411	09/12/2022
				Totals for Alakef Coffee Roasters	187.00		
179727	09/12/2022	Balciar Painting	0 8/17/22	MASH PAINTING	1,960.00	10 E 400 310 253000 000	09/12/2022
				Totals for Balciar Painting	1,960.00		
179728	09/12/2022	Crabbman's Driver Education, L	0 9/7/22	DRIVER'S ED FEES FOR NLT: N. TRESS	380.00	21 E 400 940 120000 630	09/12/2022
				Totals for Crabbman's Driver Education,	380.00		
179729	09/12/2022	Frese Frame Photography	0 9/2/22	CC BANNERS/POSTERS	315.00	21 E 400 411 240000 416	09/12/2022
				Totals for Frese Frame Photography	315.00		
179730	09/12/2022	National Association for Music	0 000479388	MEMBERSHIP FEE: K. JUNK	130.00	10 E 400 940 125500 000	09/12/2022
179730	09/12/2022	National Association for Music	0 000482125	MEMBERSHIP FEE: J. OGNENOFF	130.00	10 E 400 940 125400 000	09/12/2022
				Totals for National Association for Musi	260.00		
179731	09/12/2022	Quik Print	8002200149 72110	MAES CLC Supplies	317.20	80 E 800 411 240000 740	09/12/2022
				Totals for Quik Print	317.20		
179732	09/12/2022	Staab's Manufacturing	0 8/15/22	MAMS: LIBRARY STUDY COMPUTER LAB	6,078.87	10 E 200 440 240000 000	09/12/2022
				Totals for Staab's Manufacturing	6,078.87		
179733	09/12/2022	Woller, Scott	0 8/22/22	SPEED FAMILY EVENT DJ	250.00	27 E 800 310 158700 341	09/12/2022
179733	09/12/2022	Woller, Scott	0 9/9/22	SUICIDE WALK DJ	250.00	21 E 800 310 240000 181	09/12/2022
				Totals for Woller, Scott	500.00		
179734	09/13/2022	Brooks, Audra	0 9/13/22	GIRLS JV2 VOLLEYBALL VS NORTHLAND PINES	55.00	10 E 400 310 162000 951	09/13/2022
179734	09/13/2022	Brooks, Audra	0 9/13/22	GIRLS JV3 VOLLEYBALL VS LAKELAND	55.00	10 E 400 310 162000 951	09/13/2022
				Totals for Brooks, Audra	110.00		
179735	09/13/2022	Duvall, Alexandra	0 9/13/22	GIRLS JV3 VOLLEYBALL VS LAKELAND	55.00	10 E 400 310 162000 951	09/13/2022
179735	09/13/2022	Duvall, Alexandra	0 9/13/22	GIRLS JV2 VOLLEYBALL VS NORTHLAND PINES	55.00	10 E 400 310 162000 951	09/13/2022
				Totals for Duvall, Alexandra	110.00		

CHECK #	CHECK DATE	VENDOR	PO	INVOICE #	DESCRIPTION	CHECK AMOUNT	ACCOUNT	POST DATE
			NUMBER	NUMBER		NUMBER		
179736	09/13/2022	Krause, Douglas	0	9/13/22	BOYS JV SOCCER VS EAU CLAIRE	80.00	10 E 400 310 162000 952	09/13/2022
					Totals for Krause, Douglas	80.00		
179737	09/13/2022	Twaroski, George	0	9/13/22	BOYS JV SOCCER VS EAU CLAIRE	55.00	10 E 400 310 162000 952	09/13/2022
					Totals for Twaroski, George	55.00		
179738	09/13/2022	Vanderwyst, Chad	0	9/13/22	GIRLS VARSITY VOLLEYBALL VS NORTHLAND PINES	160.00	10 E 400 310 162000 951	09/13/2022
					Totals for Vanderwyst, Chad	160.00		
179739	09/13/2022	Vanderwyst, Steven	0	9/13/22	GIRLS VARSITY VOLLEYBALL VS NORTHLAND PINES	160.00	10 E 400 310 162000 951	09/13/2022
					Totals for Vanderwyst, Steven	160.00		
179740	09/13/2022	Antigo High School	0	9/13/22	MASH BOYS CROSS COUNTRY FEE	150.00	10 E 400 940 162000 955	09/13/2022
					Totals for Antigo High School	150.00		
179741	09/13/2022	Horace Mann Middle School	0	9/15/22	MAMS CROSS COUNTRY FEE	75.00	80 E 200 940 393000 955	09/13/2022
					Totals for Horace Mann Middle School	75.00		
179742	09/13/2022	Marshfield School District	0	9/6/22	MASH GIRLS CROSS COUNTRY FEE	125.00	10 E 400 940 162000 955	09/13/2022
179742	09/13/2022	Marshfield School District	0	9/6/22	MASH BOYS CROSS COUNTRY FEE	125.00	10 E 400 940 162000 955	09/13/2022
179742	09/13/2022	Marshfield School District	0	9/6/22	MAMS CROSS COUNTRY FEE	50.00	80 E 200 940 393000 955	09/13/2022
					Totals for Marshfield School District	300.00		
179743	09/13/2022	Merrill High School	0	9/10/22	JV VOLLEYBALL FEE	75.00	10 E 400 940 162000 951	09/13/2022
					Totals for Merrill High School	75.00		
179744	09/13/2022	Wausau School District	0	9/17/22	MASH BOYS CROSS COUNTRY FEE	250.00	10 E 400 940 162000 955	09/13/2022
179744	09/13/2022	Wausau School District	0	9/17/22	MASH GIRLS CROSS COUNTRY FEE	250.00	10 E 400 940 162000 955	09/13/2022
					Totals for Wausau School District	500.00		
179745	09/13/2022	Encore Software LLC	8002100155	4894	Elem software	539.80	10 E 800 481 129300 000	09/13/2022
					Totals for Encore Software LLC	539.80		
179746	09/13/2022	Central Mechanical Systems	4012200121	37949	Tech Ed Dust Collector repair	4,222.45	10 E 400 324 254300 000	09/13/2022
					Totals for Central Mechanical Systems	4,222.45		
179747	09/13/2022	Marshfield Book & Stationery	0	361900	MASH: WHITE BOARD	958.00	10 E 400 440 253000 000	09/13/2022
179747	09/13/2022	Marshfield Book & Stationery	2012200110	361960	Dry Erase Boards	2,190.00	10 E 200 440 110000 000	09/13/2022
179747	09/13/2022	Marshfield Book & Stationery	2012200110	361962	Dry Erase Boards	354.00	10 E 200 440 110000 000	09/13/2022
					Totals for Marshfield Book & Stationery	3,502.00		
179748	09/13/2022	Sova, Justine	0	2022-23	SEVERANCE FEE	375.00	10 E 800 940 239000 000	09/13/2022
					Totals for Sova, Justine	375.00		
179749	09/13/2022	WHSGA	0	2022-23	MEMBERSHIP AND FALL CLINIC FEE	50.00	10 E 400 310 162000 962	09/13/2022
179749	09/13/2022	WHSGA	0	2022-23	MEMBERSHIP AND FALL CLINIC FEE	40.00	10 E 400 940 162000 962	09/13/2022
					Totals for WHSGA	90.00		
179750	09/14/2022	Medford Area Public School Dis	0	9/15/22 p/r	9/15/22 Payroll	614,553.63	10 A 000 000 711100 000	09/14/2022
					Totals for Medford Area Public School Di	614,553.63		
179751	09/14/2022	Blue Edge Energy, LLC	0	3761	AUGUST NATURAL GAS	350.00	10 E 800 331 253000 000	09/14/2022

CHECK #	CHECK DATE	VENDOR	PO INVOICE #	DESCRIPTION	CHECK AMOUNT	ACCOUNT	POST DATE
			NUMBER			NUMBER	
				Totals for Blue Edge Energy, LLC	350.00		
179752	09/14/2022	GFL Environmental	0 UE0000264805	WASTE SERVICES: AUGUST DUMPSTER	712.93	10 E 400 324 253000 000	09/14/2022
				RENTAL \$636			
179752	09/14/2022	GFL Environmental	0 UE0000264805	WASTE SERVICES: AUGUST DUMPSTER	738.99	10 E 100 324 253000 000	09/14/2022
				RENTAL \$636			
179752	09/14/2022	GFL Environmental	0 UE0000264805	WASTE SERVICES: AUGUST DUMPSTER	442.66	10 E 101 324 253000 000	09/14/2022
				RENTAL \$636			
179752	09/14/2022	GFL Environmental	0 UE0000264805	WASTE SERVICES: AUGUST DUMPSTER	699.32	10 E 200 324 253000 000	09/14/2022
				RENTAL \$636			
179752	09/14/2022	GFL Environmental	0 UE0000264805	WASTE SERVICES: AUGUST DUMPSTER	636.00	49 E 800 328 255300 000	09/14/2022
				RENTAL \$636			
179752	09/14/2022	GFL Environmental	0 VH0000003449	WASTE CHARGE	42.86	10 E 400 324 253000 000	09/14/2022
				Totals for GFL Environmental	3,272.76		
179753	09/14/2022	Kwik Trip	0 00239281	FUEL	150.86	10 E 800 348 253000 000	09/14/2022
				Totals for Kwik Trip	150.86		
179754	09/14/2022	Metro Fire Protection	0 48631	MAES ANNUAL SERVICE	1,772.50	10 E 100 324 253000 000	09/14/2022
179754	09/14/2022	Metro Fire Protection	0 48632	SES ANNUAL SERVICE	1,041.50	10 E 101 324 253000 000	09/14/2022
179754	09/14/2022	Metro Fire Protection	0 48633	MASH ANNUAL SERVICE	1,146.50	10 E 400 324 253000 000	09/14/2022
179754	09/14/2022	Metro Fire Protection	0 48634	MAMS ANNUAL SERVICE	345.50	10 E 200 324 253000 000	09/14/2022
				Totals for Metro Fire Protection	4,306.00		
179755	09/14/2022	Pro Designs of WI LLC	0 1518	CC DECALS	45.00	21 E 400 411 240000 416	09/14/2022
				Totals for Pro Designs of WI LLC	45.00		
179756	09/14/2022	Sterling Water, Inc.	0 342X10449604	FOOD SERVICE CALL	265.00	50 E 800 310 257000 000	09/14/2022
179756	09/14/2022	Sterling Water, Inc.	0 342X10451204	RVA MEDFORD WATER	127.50	99 E 600 411 235000 360	09/14/2022
179756	09/14/2022	Sterling Water, Inc.	0 342X10460700	RVA MOSINEE WATER	34.00	99 E 600 411 235000 360	09/14/2022
179756	09/14/2022	Sterling Water, Inc.	4002200109 342X10449703	Health Water	98.70	10 E 400 411 214000 000	09/14/2022
				Totals for Sterling Water, Inc.	525.20		
179757	09/14/2022	Taylor Electric Cooperative	0 75601	SCHOOL FOREST: AUGUST	53.32	10 E 800 336 253000 000	09/14/2022
				Totals for Taylor Electric Cooperative	53.32		
179758	09/14/2022	TDS Telecom	0 715-678-2600	SES: 9/10-10/9/2	470.33	10 E 800 355 260000 000	09/14/2022
179758	09/14/2022	TDS Telecom	0 715-693-0505	MOSINEE RVA: 9/9-10/10/22	111.21	99 E 600 355 263300 360	09/14/2022
179758	09/14/2022	TDS Telecom	0 715-748-2316	MAES: 9/10-10/9/22	1,009.22	10 E 800 355 260000 000	09/14/2022
179758	09/14/2022	TDS Telecom	0 715-748-2400	RVA: 9/10-10/9/22	2,173.19	99 E 600 355 263300 360	09/14/2022
179758	09/14/2022	TDS Telecom	0 715-748-2516	MAMS: 9/10-10/9/22	1,178.01	10 E 800 355 260000 000	09/14/2022
179758	09/14/2022	TDS Telecom	0 715-748-4620	DISTRICT OFFICE: 9/10-10/9/22	508.84	10 E 800 355 260000 000	09/14/2022
179758	09/14/2022	TDS Telecom	0 715-748-5951	MASH: 9/10-10/9/22	1,530.19	10 E 800 355 260000 000	09/14/2022
				Totals for TDS Telecom	6,980.99		
179759	09/14/2022	Verizon Wireless	0 9914436427	582944984-00001:7/27-8/26/22	1,158.77	10 E 800 355 260000 000	09/14/2022
179759	09/14/2022	Verizon Wireless	0 9914436427	582944984-00001:7/27-8/26/22	263.22	99 E 600 355 221000 360	09/14/2022

CHECK #	CHECK DATE	VENDOR	PO INVOICE #		DESCRIPTION	CHECK AMOUNT	ACCOUNT				POST DATE		
			NUMBER	NUMBER			NUMBER	NUMBER	NUMBER	NUMBER			
179759	09/14/2022	Verizon Wireless	0	9914436427	582944984-00001:7/27-8/26/22	115.55	10	E	800	355	171000	000	09/14/2022
					Totals for Verizon Wireless	1,537.54							
179760	09/14/2022	WanRack LLC	0	1672	DATA LINES: SEPTEMBER	442.50	10	E	800	360	295000	000	09/14/2022
					Totals for WanRack LLC	442.50							
179761	09/14/2022	Xcel Energy	0	52-6418442-5	SES ELECTRICITY: 7/26-8/27/22	781.78	10	E	800	336	253000	000	09/14/2022
					Totals for Xcel Energy	781.78							
179762	09/14/2022	WI SCTF	0	20220915ADDGA	J. Cliver-778717-\$100, B. Wert-6063683-\$73.00,T.Swedlund-8232 335-\$590.31	763.31	10	L	000	000	811680	000	09/15/2022
					Totals for WI SCTF	763.31							
179763	09/15/2022	Ampro Data Services	9002200104	C86453	Classroom supplies	248.77	27	E	800	411	158700	341	09/15/2022
179763	09/15/2022	Ampro Data Services	9002200142	C86452	Cyber Acoustics stereo headset	278.25	27	E	800	439	158700	341	09/15/2022
					Totals for Ampro Data Services	527.02							
179764	09/15/2022	Broadway Theatre	0	20220041	STAFF ZOOM PRESENTATION	500.00	10	E	800	310	219000	196	09/15/2022
					Totals for Broadway Theatre	500.00							
179765	09/15/2022	Brubakers Sewing Center	0	8/22/22	SEWING MACHINE CLEANING AND ADJUSTMENT	532.00	10	E	200	310	135000	000	09/15/2022
					Totals for Brubakers Sewing Center	532.00							
179766	09/15/2022	Camcor, Inc.	3002200134	2533873	K and G2-3 -headphones	577.00	10	E	101	481	110000	000	09/15/2022
179766	09/15/2022	Camcor, Inc.	3002200134	2533873	K and G2-3 -headphones	1,155.00	10	E	100	481	110000	000	09/15/2022
					Totals for Camcor, Inc.	1,732.00							
179767	09/15/2022	Chippewa Valley Sporting Goods	2012200105	263342	Open PO	936.00	80	E	200	411	393000	000	09/15/2022
					Totals for Chippewa Valley Sporting Good	936.00							
179768	09/15/2022	Discount School Supply	1002200104	P41516090103	Classroom consumables	94.95	10	E	101	411	110000	000	09/15/2022
					Totals for Discount School Supply	94.95							
179769	09/15/2022	Ed Rindt's Service LLC	0	00948	SES LAWN MOWING: 8/7, 8/9, 8/14, 8/16, 8/21	600.00	10	E	101	324	254300	000	09/15/2022
					Totals for Ed Rindt's Service LLC	600.00							
179770	09/15/2022	Follett School Solutions, Inc.	8022200103	1483650	Patron Rostering	219.73	10	E	100	360	222200	031	09/15/2022
179770	09/15/2022	Follett School Solutions, Inc.	8022200103	1483650	Patron Rostering	219.73	10	E	101	360	222200	031	09/15/2022
179770	09/15/2022	Follett School Solutions, Inc.	8022200103	1483650	Patron Rostering	219.73	10	E	200	360	222200	031	09/15/2022
179770	09/15/2022	Follett School Solutions, Inc.	8022200103	1483650	Patron Rostering	219.71	10	E	400	360	222200	031	09/15/2022
					Totals for Follett School Solutions, Inc	878.90							
179771	09/15/2022	Gopher Sport	2002200190	IN208160	fitness equipment	664.68	10	E	200	411	143000	000	09/15/2022
					Totals for Gopher Sport	664.68							
179772	09/15/2022	Hillyard Inc.	0	700514664	MAINT SUPPLIES	207.28	10	E	200	411	253000	000	09/15/2022
					Totals for Hillyard Inc.	207.28							
179773	09/15/2022	Hobart Sales & Service	0	ZB92080	MAMS: SERVICE ON OVEN	1,691.97	50	E	800	310	257000	000	09/15/2022
					Totals for Hobart Sales & Service	1,691.97							

CHECK #	CHECK DATE	VENDOR	PO INVOICE #		DESCRIPTION	CHECK AMOUNT	ACCOUNT				POST DATE		
			NUMBER	NUMBER			NUMBER	NUMBER	NUMBER	NUMBER			
179774	09/15/2022	Houghton Mifflin Company	2002200204	710251912	Reading Counts	165.20	10	E	200	360	122000	000	09/15/2022
					Totals for Houghton Mifflin Company	165.20							
179775	09/15/2022	JW Pepper & Sons, Inc.	4002200119	364444802	open po, Sheet Music	37.99	10	E	400	411	125500	000	09/15/2022
179775	09/15/2022	JW Pepper & Sons, Inc.	4002200119	364445935	open po, Sheet Music	50.00	10	E	400	411	125500	000	09/15/2022
					Totals for JW Pepper & Sons, Inc.	87.99							
179776	09/15/2022	Lamar Advertising Of Central W	2002200115	113912148	Highway 13/County Road O Billboard	400.00	10	E	200	351	213000	000	09/15/2022
					Totals for Lamar Advertising Of Central	400.00							
179778	09/15/2022	Logic of English	6002200136	SI-157090	Logic of English Essentials (8-15)	49.99	99	E	600	470	110000	360	09/15/2022
179778	09/15/2022	Logic of English	6002200136	SI-157503	Logic of English Essentials (8-15)	83.55	99	E	600	470	110000	360	09/15/2022
179778	09/15/2022	Logic of English	6002200166	SI-157091	Logic of English Essentials	49.99	99	E	600	470	110000	360	09/15/2022
179778	09/15/2022	Logic of English	6002200166	SI-157514	Logic of English Essentials	247.19	99	E	600	470	110000	360	09/15/2022
179778	09/15/2022	Logic of English	6002200168	SI-157097	Logic of English Essentials	49.99	99	E	600	470	110000	360	09/15/2022
179778	09/15/2022	Logic of English	6002200168	SI-157507	Logic of English Essentials	247.19	99	E	600	470	110000	360	09/15/2022
179778	09/15/2022	Logic of English	6002200170	SI-157098	Logic of English Essentials	49.99	99	E	600	470	110000	360	09/15/2022
179778	09/15/2022	Logic of English	6002200170	SI-157509	Logic of English Essentials	247.19	99	E	600	470	110000	360	09/15/2022
179778	09/15/2022	Logic of English	6002200171	SI-157511	Logic of English Essentials	247.19	99	E	600	470	110000	360	09/15/2022
179778	09/15/2022	Logic of English	6002200174	SI-157094	Logic of English Essentials	49.99	99	E	600	470	110000	360	09/15/2022
179778	09/15/2022	Logic of English	6002200174	SI-157502	Logic of English Essentials	247.19	99	E	600	470	110000	360	09/15/2022
179778	09/15/2022	Logic of English	6002200175	SI-157442	Logic of English Essentials	49.99	99	E	600	470	110000	360	09/15/2022
179778	09/15/2022	Logic of English	6002200180	SI-157092	Logic of English Essentials	49.99	99	E	600	470	110000	360	09/15/2022
179778	09/15/2022	Logic of English	6002200180	SI-157501	Logic of English Essentials	247.97	99	E	600	470	110000	360	09/15/2022
179778	09/15/2022	Logic of English	6002200182	SI-157101	Logic of English Essentials 1-7	49.99	99	E	600	470	110000	360	09/15/2022
179778	09/15/2022	Logic of English	6002200182	SI-157520	Logic of English Essentials 1-7	247.19	99	E	600	470	110000	360	09/15/2022
179778	09/15/2022	Logic of English	6002200193	SI-157095	Logic of English Essentials 1-7	49.99	99	E	600	470	110000	360	09/15/2022
179778	09/15/2022	Logic of English	6002200193	SI-157505	Logic of English Essentials 1-7	247.19	99	E	600	470	110000	360	09/15/2022
					Totals for Logic of English	2,511.76							
179779	09/15/2022	McGraw-Hill School Education H	4002200188	123755564001	Accounting Textbooks	985.80	10	E	400	470	132000	000	09/15/2022
179779	09/15/2022	McGraw-Hill School Education H	8002200136	123714949001	sci teacher books	212.52	27	E	800	470	158700	341	09/15/2022
					Totals for McGraw-Hill School Education	1,198.32							
179780	09/15/2022	Medford Motors Inc	0	96353	2015 DODGE VAN OIL CHANGE	65.41	10	E	800	324	253000	000	09/15/2022
					Totals for Medford Motors Inc	65.41							
179781	09/15/2022	NCS Pearson, Inc.	6002200184	18614573	CELFF-5 Q-global Kit (Digital) and CELFF-5 Record Forms (Print)	790.65	27	E	600	490	156600	019	09/15/2022
179781	09/15/2022	NCS Pearson, Inc.	6002200188	18622969	0158012895 GFTA-3/KLPA-3 Q-global Combo Kit (Digital) with Record Forms Qty 25 (Print)	542.33	27	E	600	490	156600	019	09/15/2022
					Totals for NCS Pearson, Inc.	1,332.98							
179782	09/15/2022	Progressive Travel	0	13450	JV FOOTBALL CHARTER BUS TO EAU CLAIRE	905.00	10	E	400	341	256742	950	09/15/2022

CHECK #	CHECK DATE	VENDOR	PO INVOICE #	DESCRIPTION	CHECK AMOUNT	ACCOUNT	POST DATE
						NUMBER	
				Totals for Progressive Travel	905.00		
179783	09/15/2022	S & A Trophy	0 42455	SES: PLATES AND BRACKETS	473.50	10 E 101 411 240000 000	09/15/2022
				Totals for S & A Trophy	473.50		
179784	09/15/2022	School Specialty, LLC	2002200112 208130656660	Art Supplies	319.00	10 E 200 411 121000 000	09/15/2022
				Totals for School Specialty, LLC	319.00		
179785	09/15/2022	Sun Printing	0 131503	RVA SPIRAL BOUND BOOK	246.00	99 E 600 411 235000 360	09/15/2022
179785	09/15/2022	Sun Printing	0 131535	RVA NAME TAGS	544.00	99 E 600 411 235000 360	09/15/2022
				Totals for Sun Printing	790.00		
179786	09/15/2022	Tom Brick Sales	0 8/12/22	MASH: SPATZ	1,637.96	21 E 400 411 240000 484	09/15/2022
				Totals for Tom Brick Sales	1,637.96		
179787	09/15/2022	Wilson Language Training	3002200116 1934737	Wilson class materials	978.48	10 E 100 439 110000 000	09/15/2022
179787	09/15/2022	Wilson Language Training	3002200138 1934735	G3-4 Workbooks	898.56	10 E 100 470 110000 000	09/15/2022
179787	09/15/2022	Wilson Language Training	9002200118 1934736	Items to support students with special needs in disability programming	525.96	27 E 800 439 158700 341	09/15/2022
				Totals for Wilson Language Training	2,403.00		
179788	09/15/2022	WPS	6002200196 WPS-438334	OWLS-II LC/OE Record Form A (Pack of 25)	94.60	27 E 600 490 156600 019	09/15/2022
179788	09/15/2022	WPS	6002200197 WPS-438223	OWLS-II LC/OE Record Form A (Pack of 25)	94.60	27 E 600 490 156600 019	09/15/2022
179788	09/15/2022	WPS	6002200198 WPS-438329	Arizona Articulation and Phonology Scale-4 (Arizona-4) Pack of 25	58.30	27 E 600 439 156600 019	09/15/2022
179788	09/15/2022	WPS	6002200199 WPS-438260	Comprehensive Assessment of Spoken Language-2 (CASL-2) Pack of 10	71.50	27 E 600 439 156600 019	09/15/2022
179788	09/15/2022	WPS	6002200200 WPS-438326	Social Language Development Test-Elementary: Normative Update (SLDT-E: NU)	51.00	99 E 600 411 120000 360	09/15/2022
				Totals for WPS	370.00		
179789	09/15/2022	Anderson, Vernon	0 9/15/22	JV2 FOOTBALL VS EAU CLAIRE MEMORIAL	55.00	10 E 400 310 162000 950	09/15/2022
				Totals for Anderson, Vernon	55.00		
179790	09/15/2022	Ausman, Joseph	0 9/15/22	VARSITY FOOTBALL VS EAU ASHLAND	120.00	10 E 400 310 162000 950	09/15/2022
				Totals for Ausman, Joseph	120.00		
179791	09/15/2022	Ausman, Larry	0 9/15/22	VARSITY FOOTBALL VS ASHLAND	120.00	10 E 400 310 162000 950	09/15/2022
				Totals for Ausman, Larry	120.00		
179792	09/15/2022	Clausnitzer, John	0 9/15/22	JV2 FOOTBALL VS EAU CLAIRE MEMORIAL	55.00	10 E 400 310 162000 950	09/15/2022
				Totals for Clausnitzer, John	55.00		
179793	09/15/2022	Fischer, Chris	0 9/15/22	VARSITY FOOTBALL VS ASHLAND	120.00	10 E 400 310 162000 950	09/15/2022

CHECK #	CHECK DATE	VENDOR	PO INVOICE #	DESCRIPTION	CHECK AMOUNT	ACCOUNT	POST DATE
			NUMBER			NUMBER	
				Totals for Fischer, Chris	120.00		
179794	09/15/2022	Hohl, Rich	0 9/15/22	VARSITY FOOTBALL VS ASHLAND	120.00	10 E 400 310 162000 950	09/15/2022
				Totals for Hohl, Rich	120.00		
179795	09/15/2022	Jochimsen McCarron, Ashley	0 9/15/22	GIRLS 7TH A/B VOLLEYBALL VS JAMES WILLIAMS MIDDLE	60.00	80 E 200 310 393000 951	09/15/2022
				Totals for Jochimsen McCarron, Ashley	60.00		
179796	09/15/2022	Koester, David	0 9/15/22	JV2 FOOTBALL VS EAU CLAIRE MEMORIAL	55.00	10 E 400 310 162000 950	09/15/2022
				Totals for Koester, David	55.00		
179797	09/15/2022	Krueger, James	0 9/15/22	VARSITY FOOTBALL VS ASHLAND	120.00	10 E 400 310 162000 950	09/15/2022
				Totals for Krueger, James	120.00		
179798	09/15/2022	Radlinger, Caroline	0 9/15/22	GIRLS 8TH A/B VOLLEYBALL VS JAMES WILLIAMS MIDDLE	60.00	80 E 200 310 393000 951	09/15/2022
				Totals for Radlinger, Caroline	60.00		
179799	09/15/2022	Weiler, Russ	0 9/15/22	JV2 FOOTBALL VS EAU CLAIRE MEMORIAL	55.00	10 E 400 310 162000 950	09/15/2022
				Totals for Weiler, Russ	55.00		
179800	09/15/2022	Coyle, Travis	0 REFUND	FOOD SERVICE BALANCE	117.54	50 R 800 251 257000 000	09/15/2022
				Totals for Coyle, Travis	117.54		
179803	09/15/2022	Klingbeil Lumber Company	0 2208-289059	Drywall Screws	5.39	10 E 400 411 253000 000	09/15/2022
179803	09/15/2022	Klingbeil Lumber Company	0 2208-289373	LED Bulbs	34.95	10 E 200 411 253000 000	09/15/2022
179803	09/15/2022	Klingbeil Lumber Company	0 2208-289514	Fasteners	15.19	10 E 400 411 253000 000	09/15/2022
179803	09/15/2022	Klingbeil Lumber Company	0 2208-289631	Plumbing Supplies	1.38	10 E 200 411 253000 000	09/15/2022
179803	09/15/2022	Klingbeil Lumber Company	0 2208-289637	Belt	15.99	10 E 200 411 253000 000	09/15/2022
179803	09/15/2022	Klingbeil Lumber Company	0 2208-289910	Belt	15.99	10 E 200 411 253000 000	09/15/2022
179803	09/15/2022	Klingbeil Lumber Company	0 2208-289917	Casters	34.93	10 E 200 411 253000 000	09/15/2022
179803	09/15/2022	Klingbeil Lumber Company	0 2208-289954	Supplies	4.99	10 E 400 411 253000 000	09/15/2022
179803	09/15/2022	Klingbeil Lumber Company	0 2208-289965	Shipping	9.27	10 E 800 353 260000 000	09/15/2022
179803	09/15/2022	Klingbeil Lumber Company	0 2208-290794	Casters	30.75	10 E 400 411 253000 000	09/15/2022
179803	09/15/2022	Klingbeil Lumber Company	0 2208-291447	Key Blanks	13.74	10 E 400 411 253000 000	09/15/2022
179803	09/15/2022	Klingbeil Lumber Company	0 2208-291447A	Forklift Propane	30.99	10 E 400 348 253000 000	09/15/2022
179803	09/15/2022	Klingbeil Lumber Company	0 2208-291608	Porch Light/Parts	19.57	10 E 400 411 253000 000	09/15/2022
179803	09/15/2022	Klingbeil Lumber Company	0 2208-291698	Generator Rental	71.50	10 E 800 325 253000 000	09/15/2022
179803	09/15/2022	Klingbeil Lumber Company	0 2208-292469	Supplies	22.93	10 E 400 411 253000 000	09/15/2022
179803	09/15/2022	Klingbeil Lumber Company	0 2208-292867	Concrete Mix	5.99	10 E 400 411 253000 000	09/15/2022
179803	09/15/2022	Klingbeil Lumber Company	0 2208-293809	Plumbing Supplies	11.99	10 E 400 411 253000 000	09/15/2022
179803	09/15/2022	Klingbeil Lumber Company	0 2208-293906	Volt Tester	24.57	10 E 400 440 253000 000	09/15/2022
179803	09/15/2022	Klingbeil Lumber Company	0 2208-293935	Shipping	6.77	10 E 800 353 260000 000	09/15/2022
179803	09/15/2022	Klingbeil Lumber Company	0 2208-294628	Plexiglass	294.99	10 E 400 411 253000 000	09/15/2022

CHECK #	CHECK DATE	VENDOR	PO	INVOICE #	DESCRIPTION	CHECK AMOUNT	ACCOUNT	POST DATE
			NUMBER				NUMBER	
179803	09/15/2022	Klingbeil Lumber Company	0	2208-295461	Box Fans& Supplies	106.32	10 E 100 411 253000 000	09/15/2022
179803	09/15/2022	Klingbeil Lumber Company	0	2208-295545	Edger Rental	16.50	10 E 100 325 253000 000	09/15/2022
179803	09/15/2022	Klingbeil Lumber Company	0	2208-295553	Pegboard & Hooks	61.81	10 E 800 411 295000 000	09/15/2022
179803	09/15/2022	Klingbeil Lumber Company	0	2208-295929	Electrical	26.46	10 E 200 411 253000 000	09/15/2022
179803	09/15/2022	Klingbeil Lumber Company	0	2208-295972	LP Tanks	37.92	10 E 400 335 253000 000	09/15/2022
179803	09/15/2022	Klingbeil Lumber Company	0	2208-295972A	Supplies	17.38	10 E 400 411 253000 000	09/15/2022
179803	09/15/2022	Klingbeil Lumber Company	0	2208-296021	Shipping	14.14	10 E 800 353 260000 000	09/15/2022
179803	09/15/2022	Klingbeil Lumber Company	0	2208-296098	Lawn Care Supplies	81.97	10 E 100 411 253000 000	09/15/2022
179803	09/15/2022	Klingbeil Lumber Company	0	2208-296159	Sand	12.98	99 E 600 411 221200 360	09/15/2022
179803	09/15/2022	Klingbeil Lumber Company	4002200157	2208-294124	Building materials	107.96	10 E 400 411 122600 000	09/15/2022
					Totals for Klingbeil Lumber Company	1,123.33		
179805	09/15/2022	Medford Cooperative Inc	0	1174	PTO-Chs & Saus/Fruit Tray	549.90	21 E 100 415 240000 085	09/15/2022
179805	09/15/2022	Medford Cooperative Inc	0	1175	PTO - Cookies	119.70	21 E 100 415 240000 085	09/15/2022
179805	09/15/2022	Medford Cooperative Inc	0	1954	Snacks for Diabetic Stdnts	8.54	10 E 200 411 214000 000	09/15/2022
179805	09/15/2022	Medford Cooperative Inc	0	1958	Soda	40.98	21 E 100 415 240000 070	09/15/2022
179805	09/15/2022	Medford Cooperative Inc	0	21633	Reflective Vinyl Numbers	7.92	10 E 400 411 253000 000	09/15/2022
179805	09/15/2022	Medford Cooperative Inc	0	21779	Glue	3.23	10 E 200 411 253000 000	09/15/2022
179805	09/15/2022	Medford Cooperative Inc	0	2180	Snacks/Fruit	97.55	10 E 400 415 240000 000	09/15/2022
179805	09/15/2022	Medford Cooperative Inc	0	21839	Fasteners	3.59	10 E 400 411 253000 000	09/15/2022
179805	09/15/2022	Medford Cooperative Inc	0	21898	Pest Control	36.16	10 E 800 411 253000 000	09/15/2022
179805	09/15/2022	Medford Cooperative Inc	0	21899	Pest Control	14.30	10 E 200 411 253000 000	09/15/2022
179805	09/15/2022	Medford Cooperative Inc	0	21974	Iron Out & Batteries	53.97	10 E 101 411 253000 000	09/15/2022
179805	09/15/2022	Medford Cooperative Inc	0	21992	Fasteners	52.56	10 E 200 411 253000 000	09/15/2022
179805	09/15/2022	Medford Cooperative Inc	0	22045	Fasteners	14.40	10 E 101 411 253000 000	09/15/2022
179805	09/15/2022	Medford Cooperative Inc	0	5250	Jumpstart	24.78	27 E 800 415 158700 341	09/15/2022
179805	09/15/2022	Medford Cooperative Inc	0	5282	Staff Mtg Snack	51.07	10 E 100 415 240000 000	09/15/2022
179805	09/15/2022	Medford Cooperative Inc	0	5452	SPED Training	61.17	27 E 800 415 158700 341	09/15/2022
179805	09/15/2022	Medford Cooperative Inc	0	5614	SS - Science Academy	23.00	10 E 800 411 110000 900	09/15/2022
179805	09/15/2022	Medford Cooperative Inc	0	78	Food & Beverages/PBIS	78.07	10 E 400 411 240000 000	09/15/2022
179805	09/15/2022	Medford Cooperative Inc	0	819	Water	13.47	10 E 400 415 162000 950	09/15/2022
179805	09/15/2022	Medford Cooperative Inc	0	8873	PTO-Beverages	18.88	21 E 100 415 240000 085	09/15/2022
179805	09/15/2022	Medford Cooperative Inc	0	89	Policy Lunch	37.61	10 E 800 415 231000 000	09/15/2022
179805	09/15/2022	Medford Cooperative Inc	0	9413	Bleach	8.98	10 E 200 411 253000 000	09/15/2022
179805	09/15/2022	Medford Cooperative Inc	2002200223	0038	Supplies	41.64	10 E 205 411 110000 000	09/15/2022
					Totals for Medford Cooperative Inc	1,361.47		
179806	09/16/2022	Batteries Plus	8012200105	P54122924	2022-2023 District Battery and Light Supplies	43.38	10 E 400 411 253000 000	09/16/2022
					Totals for Batteries Plus	43.38		
179807	09/16/2022	Central Wisconsin Publications	0	202816	BOE/CHILD DEVELOP/SUICIDE WALK	1,844.63	10 E 800 351 260000 000	09/16/2022

CHECK #	CHECK DATE	VENDOR	PO INVOICE #	DESCRIPTION	CHECK AMOUNT	ACCOUNT	POST DATE
			NUMBER			NUMBER	
179807	09/16/2022	Central Wisconsin Publications	0 202816	BOE/CHILD DEVELOP/SUICIDE WALK	90.00	27 E 800 351 263300 347	09/16/2022
179807	09/16/2022	Central Wisconsin Publications	0 202816	BOE/CHILD DEVELOP/SUICIDE WALK	189.00	21 E 800 351 240000 182	09/16/2022
179807	09/16/2022	Central Wisconsin Publications	0 202907	TAYLOR COUNTY DOP	393.60	80 E 800 351 390000 901	09/16/2022
179807	09/16/2022	Central Wisconsin Publications	0 202912	RVA	150.00	99 E 600 351 263300 360	09/16/2022
				Totals for Central Wisconsin Publication	2,667.23		
179808	09/16/2022	Colby Choir Parent Group	0 1723-1	CENTRAL WI SHOW CHOIR SPECTACULAR: MOMENTUM/SOLO VOICE REGISTRATION	300.00	10 E 400 940 125400 000	09/16/2022
				Totals for Colby Choir Parent Group	300.00		
179809	09/16/2022	Dr Kate Museum	0 9/15/22	\$5 DONATION PER PERSON: 23 ATTENDED EVENT	115.00	99 E 600 940 110000 360	09/16/2022
				Totals for Dr Kate Museum	115.00		
179810	09/16/2022	Duwe, Josh	0 10/7/22	RVA FALL FEST DJ	550.00	99 E 600 310 161000 360	09/16/2022
				Totals for Duwe, Josh	550.00		
179811	09/16/2022	Maher Water Corporation	0 415140	MAES SERVICE CALL	125.00	10 E 800 324 254300 000	09/16/2022
				Totals for Maher Water Corporation	125.00		
179812	09/16/2022	Marshfield Book & Stationery	2002200169 361923	mbs	140.05	10 E 200 411 110000 000	09/16/2022
179812	09/16/2022	Marshfield Book & Stationery	4002200116 361940	Marshfield Consumables 2022-23	184.74	10 E 400 411 135000 000	09/16/2022
179812	09/16/2022	Marshfield Book & Stationery	9002200103 361954	Classroom Supplies	157.40	27 E 800 411 158700 341	09/16/2022
				Totals for Marshfield Book & Stationery	482.19		
179813	09/16/2022	Medford Area Chamber Of Commer	0 9/15/22	LEADERSHIP MEDFORD FEE	500.00	10 E 200 310 240000 000	09/16/2022
				Totals for Medford Area Chamber Of Comme	500.00		
179814	09/16/2022	Medford Tennis Booster Club	0 AUSUST 2022	MEDFORD COOP PRIDE PUMP DONATION: GIRLS \$462.42, BOYS \$462.42	924.84	21 R 400 291 500000 495	09/16/2022
				Totals for Medford Tennis Booster Club	924.84		
179815	09/16/2022	UW Extended Campus	0 715783	V. STEPHENSON: SPANISH 101: FIRST SEMESTER SPANISH (4 CREDITS)	436.00	99 E 600 387 431000 360	09/16/2022
179815	09/16/2022	UW Extended Campus	0 715784	V. STEPHENSON: ELEMENTARY STATISTICS (4 CREDITS)	436.00	99 E 600 387 431000 360	09/16/2022
179815	09/16/2022	UW Extended Campus	0 715785	V. STEPHENSON: HUMAN BIOLOGY (3 CREDITS)	327.00	99 E 600 387 431000 360	09/16/2022
179815	09/16/2022	UW Extended Campus	0 715786	V. STEPHENSON: HUMAN BIOLOGY LAB (1 CREDIT)	109.00	99 E 600 387 431000 360	09/16/2022
				Totals for UW Extended Campus	1,308.00		
179816	09/16/2022	WASDA	0 200012517	WASDA FALL REGIONAL MEETING CESA 9: PAT SULLIVAN	125.00	10 E 800 310 232000 000	09/16/2022
				Totals for WASDA	125.00		
179817	09/16/2022	WEBIT	0 01310	2022 BECOME IT CONFERENCE: K. FRESE-KLAPATAUSKAS	195.00	10 E 400 310 132000 000	09/16/2022
179817	09/16/2022	WEBIT	0 01311	2022 BECOME IT CONFERENCE:T.	195.00	10 E 400 310 132000 000	09/16/2022

CHECK #	CHECK DATE	VENDOR	PO INVOICE #	DESCRIPTION	CHECK AMOUNT	ACCOUNT	POST DATE
			NUMBER			NUMBER	
				GRINKER			
				Totals for WEBIT	390.00		
179818	09/16/2022	WI Building Supply Merrill	4002200220 9/14/22	Wood Shop Shelves	796.50	10 E 400 411 240000 000	09/16/2022
				Totals for WI Building Supply Merrill	796.50		
179819	09/19/2022	Bergman, Randy	0 9/19/22	GIRLS 6TH/7TH/8TH GRADE SWIMMING	50.00	80 E 200 310 393000 954	09/19/2022
				VS MARSHFIELD/WI RAPIDS			
				Totals for Bergman, Randy	50.00		
179820	09/19/2022	Gutsch, Ryan	0 9/19/22	BOYS JV SOCCER VS WAUSAU WEST	55.00	10 E 400 310 162000 952	09/19/2022
				Totals for Gutsch, Ryan	55.00		
179821	09/19/2022	Krause, Douglas	0 9/19/22	BOYS VARSITY SOCCER VS WAUSAU WEST	120.00	10 E 400 310 162000 952	09/19/2022
				Totals for Krause, Douglas	120.00		
179822	09/19/2022	Twaroski, George	0 9/19/22	BOYS JV SOCCER VS WAUSAU WEST	55.00	10 E 400 310 162000 952	09/19/2022
179822	09/19/2022	Twaroski, George	0 9/19/22	BOYS VARSITY SOCCER VS WAUSAU WEST	120.00	10 E 400 310 162000 952	09/19/2022
				Totals for Twaroski, George	175.00		
179823	09/19/2022	Vaughter, Jeffrey	0 9/19/22	BOYS VARSITY SOCCER VS WAUSAU WEST	150.00	10 E 400 310 162000 952	09/19/2022
				Totals for Vaughter, Jeffrey	150.00		
179824	09/19/2022	All About Learning Press, Inc.	6002200206 912529	Student Reading curriculum	209.80	99 E 600 470 110000 360	09/19/2022
				materials			
179824	09/19/2022	All About Learning Press, Inc.	6002200210 912530	Student curriculum materials	220.85	99 E 600 470 110000 360	09/19/2022
				Totals for All About Learning Press, Inc	430.65		
179825	09/19/2022	Ampro Data Services	9002200150 C86498	ink for SPED printers	151.00	27 E 800 481 158700 341	09/19/2022
179825	09/19/2022	Ampro Data Services	9002200155 C86501	SPED Chromebooks	1,142.10	27 E 800 482 158700 341	09/19/2022
				Totals for Ampro Data Services	1,293.10		
179826	09/19/2022	Black River Industries	0 38365	TCDOP: RESOURCE FAIR CUPCAKES	288.00	80 E 800 411 390000 901	09/19/2022
				Totals for Black River Industries	288.00		
179827	09/19/2022	Brubakers Sewing Center	0 2266	SEWING MACHINE CLEAN AND	532.00	10 E 400 310 135000 000	09/19/2022
				ADJUSTMENTS			
				Totals for Brubakers Sewing Center	532.00		
179828	09/19/2022	City Of Medford	0 202208310207	CONCESSION STAND WATER SERVICE	1,275.40	10 E 400 542 255100 000	09/19/2022
				Totals for City Of Medford	1,275.40		
179829	09/19/2022	Counseling Connection	0 9/7/22	CARES: M. STONE, KELLY, M. BOWE,	2,280.00	21 E 800 310 240000 182	09/19/2022
				COURTNEY, DANIELLE			
				Totals for Counseling Connection	2,280.00		
179830	09/19/2022	Draeger, Alex	0 8/25/22	PIANO TUNING	210.00	10 E 200 310 125400 000	09/19/2022
				Totals for Draeger, Alex	210.00		
179831	09/19/2022	Ed Rindt's Service LLC	0 00947	SES LAWN MOWING: 8/24, 8/26, 9/4	500.00	10 E 101 324 254300 000	09/19/2022
				Totals for Ed Rindt's Service LLC	500.00		
179832	09/19/2022	Evan-Moor	6002200154 INV352440	Evan-Moor Curriculum	23.99	99 E 600 439 110000 360	09/19/2022
179832	09/19/2022	Evan-Moor	6002200203 INV352458	Evan Moor Daily Math Practice	37.97	99 E 600 470 110000 360	09/19/2022

CHECK #	CHECK DATE	VENDOR	PO INVOICE #	DESCRIPTION	CHECK AMOUNT	ACCOUNT	POST DATE
			NUMBER			NUMBER	
179832	09/19/2022	Evan-Moor	6002200207	INV352459	Student curriculum materials	82.95 99 E 600 470 110000 360	09/19/2022
					Totals for Evan-Moor	144.91	
179833	09/19/2022	Frese Frame Photography	0	9/9/22	SENIOR BANNERS: QTY 15	450.00 21 E 400 411 240000 484	09/19/2022
					Totals for Frese Frame Photography	450.00	
179834	09/19/2022	Gopher Sport	2002200138	IN208996	physical education equipment	808.16 10 E 200 411 143000 000	09/19/2022
					Totals for Gopher Sport	808.16	
179835	09/19/2022	Heid Music	2002200122	3064020	open po	43.50 10 E 200 310 125500 000	09/19/2022
179835	09/19/2022	Heid Music	2002200123	3124707	Music supplies	300.09 10 E 200 411 125500 000	09/19/2022
179835	09/19/2022	Heid Music	2002200123	3126820	Music supplies	99.99 10 E 200 411 125500 000	09/19/2022
179835	09/19/2022	Heid Music	2002200139	3127041	Marching Cymbals	898.00 10 E 200 440 125500 000	09/19/2022
					Totals for Heid Music	1,341.58	
179836	09/19/2022	Heinzen Promotional	0	PROM-3679	RVA T-SHIRTS	973.10 99 E 600 411 235000 360	09/19/2022
					Totals for Heinzen Promotional	973.10	
179837	09/19/2022	In Stitches & Ink LLC	0	23115	MASH BAND TSHIRTS	450.75 21 E 400 411 240000 484	09/19/2022
					Totals for In Stitches & Ink LLC	450.75	
179838	09/19/2022	J H Larson Company	8012100110	SI02733949.005	2021-2022 JH Larson Electrical and Plumbing Supplies	20.37 10 E 100 411 253000 000	09/19/2022
					Totals for J H Larson Company	20.37	
179839	09/19/2022	JW Pepper & Sons, Inc.	4002200119	364471433	open po, Sheet Music	749.99 10 E 400 411 125500 000	09/19/2022
179839	09/19/2022	JW Pepper & Sons, Inc.	4002200197	364468879	Supplies, Open PO for music at JW Pepper	108.74 10 E 400 411 125400 000	09/19/2022
179839	09/19/2022	JW Pepper & Sons, Inc.	4002200197	364471847	Supplies, Open PO for music at JW Pepper	67.50 10 E 400 411 125400 000	09/19/2022
					Totals for JW Pepper & Sons, Inc.	926.23	
179840	09/19/2022	KLM Entertainment LLC	0	9/30/22	MASH HOMECOMING DANCE DJ	498.00 21 E 400 411 120000 618	09/19/2022
					Totals for KLM Entertainment LLC	498.00	
179841	09/19/2022	Kluck Steel LLC	4002200164	25279	open po	999.90 10 E 400 411 136000 000	09/19/2022
					Totals for Kluck Steel LLC	999.90	
179842	09/19/2022	Krug's Bus Service Inc	0	70289	BUS #16: ENTRANCE DOOR SERVICE	376.01 27 E 800 310 256250 019	09/19/2022
179842	09/19/2022	Krug's Bus Service Inc	0	70292	BUS #16: REPLACE HEADLIGHT/WASH	390.16 27 E 800 310 256250 019	09/19/2022
179842	09/19/2022	Krug's Bus Service Inc	0	70294	BUS #4: OIL CHANGE/REPLACE A/C PRESSURE SWITCH/WASH	542.29 27 E 800 310 256250 019	09/19/2022
					Totals for Krug's Bus Service Inc	1,308.46	
179843	09/19/2022	Logic of English	6002200202	SI-158990	Logic of English Essentials	49.99 99 E 600 470 110000 360	09/19/2022
179843	09/19/2022	Logic of English	6002200202	SI-159269	Logic of English Essentials	247.19 99 E 600 470 110000 360	09/19/2022
179843	09/19/2022	Logic of English	6002200204	SI-159319	Logic of English Foundations A	184.78 99 E 600 470 110000 360	09/19/2022
					Totals for Logic of English	481.96	
179844	09/19/2022	McMillan Electric	0	C38828	SES: NEW OUTLETS FOR OFFICE/COUNSELING ROOMS	316.76 10 E 101 324 254300 000	09/19/2022

CHECK #	CHECK DATE	VENDOR	PO INVOICE #	DESCRIPTION	CHECK AMOUNT	ACCOUNT	POST DATE
			NUMBER			NUMBER	
179844	09/19/2022	McMillan Electric	0 C38837	MASH/MAES: REPLACE OUTSIDE LIGHTS/ADD RECEPTACLE FOR WATER FOUNTAIN/OUTLET FOR WATER PIPE/GYM LIGHTS	654.86	10 E 400 324 254300 000	09/19/2022
179844	09/19/2022	McMillan Electric	0 C38837	MASH/MAES: REPLACE OUTSIDE LIGHTS/ADD RECEPTACLE FOR WATER FOUNTAIN/OUTLET FOR WATER PIPE/GYM LIGHTS	436.57	10 E 100 324 254300 000	09/19/2022
179844	09/19/2022	McMillan Electric	0 C38855	MASH: DUST COLLECTOR FOR SHOP SERVICE	505.39	10 E 400 324 254300 000	09/19/2022
Totals for McMillan Electric					1,913.58		
179845	09/19/2022	Medford Motors Inc	0 96408	VAN #10: OIL CHANGE/INSPECTION	69.01	10 E 800 324 253000 000	09/19/2022
179845	09/19/2022	Medford Motors Inc	0 96542	VAN #3: OIL CHANGE/INSPECTION	65.41	10 E 800 324 253000 000	09/19/2022
Totals for Medford Motors Inc					134.42		
179846	09/19/2022	Nassco Inc	3012100130 6198172	Nassco Annual Supplies	25.57	10 E 100 411 253000 000	09/19/2022
179846	09/19/2022	Nassco Inc	4012200124 6198247	2022-2023 Nassco Custodial Supplies	202.09	10 E 400 411 253000 000	09/19/2022
Totals for Nassco Inc					227.66		
179847	09/19/2022	NoRedInk Corp.	2002200203 18001	No Red Ink Renewal	5,670.00	10 E 200 360 122000 000	09/19/2022
Totals for NoRedInk Corp.					5,670.00		
179848	09/19/2022	School Specialty, LLC	1002200100 208130764593	Classroom materials	17.39	10 E 101 411 110000 000	09/19/2022
179848	09/19/2022	School Specialty, LLC	2002200112 208130772166	Art Supplies	57.43	10 E 200 411 121000 000	09/19/2022
179848	09/19/2022	School Specialty, LLC	4002200141 208130752067	Math Dept Supplies	442.48	10 E 400 411 124000 000	09/19/2022
179848	09/19/2022	School Specialty, LLC	4002200148 308104066546	MASH Art Supplies	3,663.34	10 E 400 411 121000 000	09/19/2022
Totals for School Specialty, LLC					4,180.64		
179849	09/19/2022	Teacher Direct	2002200153 INV/2022/21368	Class supplies	70.00	10 E 205 411 110000 000	09/19/2022
Totals for Teacher Direct					70.00		
179850	09/19/2022	Wil-Kil Pest Control	0 4466598	MAES PEST CONTROL	31.65	50 E 800 324 257000 000	09/19/2022
179850	09/19/2022	Wil-Kil Pest Control	0 4466598	MAES PEST CONTROL	31.65	10 E 100 324 253000 000	09/19/2022
179850	09/19/2022	Wil-Kil Pest Control	0 4466676	MASH PEST CONTROL	29.15	10 E 400 324 253000 000	09/19/2022
179850	09/19/2022	Wil-Kil Pest Control	0 4466676	MASH PEST CONTROL	29.15	50 E 800 324 257000 000	09/19/2022
179850	09/19/2022	Wil-Kil Pest Control	0 4466736	SES PEST CONTROL	31.65	50 E 800 324 257000 000	09/19/2022
179850	09/19/2022	Wil-Kil Pest Control	0 4466736	SES PEST CONTROL	31.65	10 E 101 324 253000 000	09/19/2022
Totals for Wil-Kil Pest Control					184.90		
179851	09/19/2022	WKEB/WIGM Radio	0 22080184	TAYLOR COUNTY DOP	200.00	80 E 800 351 390000 901	09/19/2022
179851	09/19/2022	WKEB/WIGM Radio	0 22080421	BOE	75.00	10 E 800 351 260000 000	09/19/2022
Totals for WKEB/WIGM Radio					275.00		
179852	09/19/2022	WPS	6002200211 WPS-438790	OT testing materials	210.00	27 E 600 490 218100 019	09/19/2022
Totals for WPS					210.00		

<u>CHECK #</u>	<u>CHECK DATE</u>	<u>VENDOR</u>	<u>PO INVOICE #</u>	<u>DESCRIPTION</u>	<u>CHECK AMOUNT</u>	<u>ACCOUNT</u>	<u>POST DATE</u>
			<u>NUMBER</u>			<u>NUMBER</u>	
Totals for checks					1,778,601.27		

FUND SUMMARY

<u>FUND</u>	<u>DESCRIPTION</u>	<u>BALANCE SHEET</u>	<u>REVENUE</u>	<u>EXPENSE</u>	<u>TOTAL</u>
10	GENERAL FUND	1,338,396.42	0.00	211,375.44	1,549,771.86
21	GIFT FUND	0.00	924.84	18,718.39	19,643.23
27	SPECIAL EDUCATION FUND	36,858.09	0.00	10,293.05	47,151.14
49	OTHER CAPITAL PROJECTS FUND	0.00	0.00	636.00	636.00
50	FOOD SERVICE FUND	5,402.68	117.54	2,049.42	7,569.64
80	COMMUNITY SERVICE FUND	584.78	0.00	3,299.80	3,884.58
99	OTHER PKG/COOP PROGRAM FUNDS	110,877.52	0.00	39,067.30	149,944.82
***	Fund Summary Totals ***	1,492,119.49	1,042.38	285,439.40	1,778,601.27

***** End of report *****

MEDFORD AREA PUBLIC SCHOOL DISTRICT SCHOOL BOARD POLICY HANDBOOK

September 7, 2022

FIRST READING

Policy Code	Policy Title
CCB	Line and Staff Relations
CCC	Conflict of Interest (Nepotism)
CE	Administrative Councils, Cabinets and Committees
CF	School Building Administration

8.

FILE: CCB

MEDFORD AREA PUBLIC SCHOOL DISTRICT

DATE ADOPTED: October 16, 1979	FILE SECTOR: GENERAL SCHOOL
DATE REVISED: February 15, 2001	ADMINISTRATION
DATE REVISED: July 15, 2004	POLICY TITLE: LINE AND STAFF
DATE REVISED: October 21, 2004	RELATIONS AND
DATE REVISED: October 31, 2016	CHAIN OF COMMAND
DATE REVISED:	

Medford Area Public School District (MAPSD) Board of Education (BOE) requires the district administrator to establish clear understandings on the part of all personnel of the working relationships in the school system.

~~Lines of direct authority~~ The chain of command shall be those approved by the board of education BOE.

Personnel are expected to refer matters requiring administrative action to the administrator to whom they are responsible. That administrator shall refer such matters to the next higher administrative authority when necessary. Additionally, all personnel are expected to keep the person to whom they are immediately responsible informed of their activities by whatever means the person in charge deems appropriate.

Established ~~lines of authority~~ chain of command will serve most purposes. All personnel shall have the right to appeal any decision made by an ~~administrative officer~~ administrator through grievance procedures established in ~~board of education~~ BOE policy.

Additionally, ~~lines of authority~~ chain of command ~~do~~ does not restrict in any way the cooperative, sensible working together of all staff members at all levels in order to develop the best possible school programs and services.

~~Medford Area Public School District Board of Education~~ MAPSD BOE requires the district administrator and other administrators to create and maintain appropriate internal mechanisms for the collaborative sharing of information and the provisions of input among district staff, including the creation and use of cross-functional teams and similar work groups when appropriate.

CROSS REFERENCE: BG, GCB-R and CCC and GBJ
LEGAL REFERENCE:

MEDFORD AREA PUBLIC SCHOOL DISTRICT

DATE ADOPTED:	December 19, 1989	FILE SECTOR:	BOARD GOVERNANCE
DATE REVISED:	October 22, 1997		GOVERNANCE AND
DATE REVISED:	December 20, 2001		OPERATIONS
DATE REVISED:	August 21, 2003	POLICY TITLE:	CONFLICT OF INTEREST
DATE REVISED:	June 22, 2011		(NEPOTISM)
DATE REVISED:	November 17, 2016		
DATE REVISED:			

No parent or parent-in-law, spouse, son/daughter or son/daughter of the spouse, cohabitant in the same household, of any Medford Area Public School District (MAPSD) administrator/supervisor shall be employed, either part or full time, by the Medford Area Public School District MAPSD if that employment places the person under the direct supervision of said administrator/supervisor. No administrator/supervisor may be directly involved in the hiring, promotion, retention or discharge of a person coming within the relationships as defined above.

No officer or employee of the school district shall participate in the making of an employment contract or handbook in which the officer or employee has a private monetary interest, direct or indirect or performs some function in regard to that contract requiring the exercise of discretion on the officer's or employee's part. For example, an officer or employee has a direct or indirect monetary interest in the employment contract or handbook covering his/her their spouse or any other similarly financial dependent or financially co-dependent person.

In addition, regardless of other applicable legal parameters governing conflicts of interest in the forming of contracts and/or handbook, no administrator/supervisor may serve on the board negotiating team in contract negotiations for any bargaining unit of which a spouse, parent or parent-in-law, son/daughter, son/daughter of a spouse, cohabitant in the same household or any financially dependent/co-dependent person is a member.

It shall be the responsibility of the person seeking employment and/or the administrator/supervisor relative, as defined above, to inform the administrator/supervisor charged with hiring, of any relationship as described in paragraph one. If after the hiring, selection for a new position or other appointment of an applicant, it is found that information about any such relationship was withheld or falsely given; the applicant may be subject to immediate discharge or other disciplinary action.

In circumstances where a district employee is involved in the applicant screening, interview and/or candidate selection process for any position of employment within the district (including serving as a reference for any applicant) and the district employee is also related to or otherwise personally knows any applicant (outside of an employment context), the pre-existing personal relationship shall be disclosed to the district administrator or other administrator/supervisor in charge of the hiring process.

Nothing in this policy shall be construed as disparaging or discouraging the appointment of close relatives for positions which are not designated by this policy as being in conflict, nor shall anything in this policy be construed to limit the opportunity for promotion to any person employed in the Medford Area Public School District MAPSD to positions which are not designated by this policy as being in conflict.

CROSS REFERENCE: GBA

LEGAL REFERENCE: Section 19.59, 111.345, & 946.13 Wis. Stats.

MEDFORD AREA PUBLIC SCHOOL DISTRICT SCHOOL BOARD POLICY HANDBOOK

September 7, 2022

SECOND READING

Policy Code	Policy Title
CB	School District Administrator
CBD	Administrators Compensation and Benefits
CBE	Administrative Staff Development Opportunities
CBG	Administrator Evaluation

FILE: CB

MEDFORD AREA PUBLIC SCHOOL DISTRICT

DATE ADOPTED:	October 16, 1979	FILE SECTOR:	GENERAL SCHOOL
DATE REVISED:	October 22, 1997		ADMINISTRATION
DATE REVISED:	July 17, 2003	POLICY TITLE:	SCHOOL DISTRICT
DATE REVISED:	September 15, 2016		ADMINISTRATOR
DATE REVISED:			

The district administrator is employed by the Medford Area Public School District Board of Education (BOE) and acts as its executive officer in administering the BOE's policies for the operation of the schools. They shall have general supervision and management of the professional works of the schools and the promotion of students.

At January's meeting, or not later than April's meeting, the BOE shall employ a district administrator under a contract for a term not to exceed two years. At the BOE's discretion, the district administrator's contract may provide for one or more extensions of one year each. No later than five months prior to the expiration of the district administrator's contract (i.e., before the end of January for a contract that expires the upcoming June 30), the BOE shall begin the renewal/non-renewal process, adhering to all deadlines and procedures specified in state law. The BOE shall determine the annual salary of the district administrator.

In the event the district administrator's contract includes a provision concerning one-year contract extension(s), the BOE shall consider granting or denying such extension(s) according to the deadlines established in the employment contract.

CROSS REFERENCE: CBG & Employment Contract of the District Administrator

LEGAL REFERENCE: Section 118.24(1) Wis. Stats.

FILE: CBD

MEDFORD AREA PUBLIC SCHOOL DISTRICT

DATE ADOPTED:	October 10, 1989	FILE SECTOR:	PERSONNEL
DATE REVISED:	May 18, 2000	POLICY TITLE:	ADMINISTRATORS
DATE REVISED:	August 21, 2003		COMPENSATION AND
DATE REVISED:	June 22, 2011		BENEFITS
DATE REVISED:	September 15, 2016		
DATE REVISED:			

Compensation

An administrative salary should reflect the value the school district places on the particular position. It should provide the individual with stability, coupled with the individual's sense of continued professional growth. The salary structure assumes high quality performance; however, provisions must be made in a system of compensation for level of job responsibilities and for those who function significantly above or below what is expected of them.

The district administrator shall provide the Board of Education (BOE) with placement and salary recommendations for all other administrators. The district administrator's recommendation regarding any merit-based change to an administrator's salary shall be tied to their review of the administrator's job performance.

Vacation Benefits

All vacation days must be approved by the district administrator prior to use. In the event circumstances make it necessary for principals or directors to be called into work during vacation time, a plan to use the lost vacation time shall be submitted to the district administrator for approval. No more than 10 consecutive scheduled school days shall be missed.

In the case of the district administrator, they shall give prior notification to the BOE of vacation time to be taken.

CROSS REFERENCE: CBE

LEGAL REFERENCE: Section 118.245 Wis. Stats.

MEDFORD AREA PUBLIC SCHOOL DISTRICT

DATE ADOPTED: September 19, 1991 FILE SECTOR: GENERAL SCHOOL
 DATE REVISED: October 18, 1994 ADMINISTRATION
 DATE REVISED: November 19, 1998 POLICY TITLE: ADMINISTRATIVE STAFF
 DATE REVISED: October 21, 1999 DEVELOPMENT
 DATE REVISED: December 20, 2001 OPPORTUNITIES
 DATE REVISED: September 19, 2002
 DATE REVISED: March 17, 2003
 DATE REVISED: July 15, 2004
 DATE REVISED: August 17, 2006
 DATE REVISED: June 22, 2011
 DATE REVISED: September 15, 2016
 DATE REVISED:

RULE GOVERNING ATTENDANCE AT A NATIONAL CONVENTION

In order to be eligible for attendance at a national convention the following rules exist:

- The administrator must be an administrator in the Medford Area Public School District for at least two years. They would be eligible for convention attendance in the third, fourth or fifth year, (depending upon rotation cycle) and every third year thereafter.
- The district administrator would rule on who is eligible each year and rotate the eligibility as follows:

Year A	2022-2023	Director of Special Education and Student Services MAMS Principal Technology Administrator
Year B	2023-2024	Director of Curriculum & Instruction District Administrator MASH Principal Elementary Assistant Principal
Year C	2024-2025	Director of Business Services MAES Elementary Principal MAMS Assistant Principal MASH Assistant Principal
Year D	2022-2023	Director of Special Education and Student Services MAMS Principal Technology Administrator
Year E	2023-2024	Director of Curriculum & Instruction District Administrator MASH Principal Elementary Assistant Principal
Year F	2024-2025	Director of Business Services MAES Elementary Principal MAMS Assistant Principal MASH Assistant Principal

- No more than four administrators (not including district administrator) may attend a National Convention during any given year.
- Administrators must attend the convention of their association. Exceptions to this can be made by the district administrator and conveyed to the board of education.
- An administrator not performing well or exhibiting evidence of leaving the district may be denied or deferred in their rotation.
- An outline of the convention along with anticipated expenses must be given to the district administrator who (if it is approved) will provide the board with the information.
- A meal allowance of \$75.00 per day for each full day of attendance will be provided by the district.
- The district administrator is eligible for national convention attendance every other year.

CROSS REFERENCE: DLC and GCLB GCLA

LEGAL REFERENCE:

FILE: CBG

MEDFORD AREA PUBLIC SCHOOL DISTRICT

DATE ADOPTED:	October 16, 1979	FILE SECTOR:	GENERAL SCHOOL
DATE REVISED:	May 16, 1996		ADMINISTRATION
DATE REVISED:	July 15, 2004	POLICY TITLE:	ADMINISTRATOR
DATE REVISED:	June 22, 2011		EVALUATION
DATE REVISED:	September 15, 2016		
DATE REVISED:			

In January of each year, or as soon thereafter as practicable, the Medford Area Public School District Board of Education (BOE) will conduct a closed session to evaluate the district administrator's performance (with the district administrator present for such portions of the evaluative discussion as the board deems appropriate) and to discuss the district administrator's evaluations of the performance of the administrative team. Evaluations shall be based on written, board-approved job descriptions (PI 8.01(2)(q) Wisconsin Administrative Code).

Through evaluation of the district administrator, the BOE shall strive to:

- Clarify for the district administrator their role in the school system as seen by the BOE.
- Provide effective administrative leadership for the school system.
- Clarify for all BOE members the role of the district administrator in the light of their job description and the immediate priorities among their responsibilities as agreed upon by the BOE and the district administrator.
- Develop harmonious working relationships between the BOE and the district administrator.

The BOE shall provide itself and/or the district administrator with periodic opportunities to discuss district administrator BOE relationships, and shall inform them in writing, at least annually, of any inadequacies as perceived by the BOE.

CROSS REFERENCE: **Administrative Job Descriptions & Employment Contract of the District Administrator**

LEGAL REFERENCE: **Sections 19.85, 118.24, and 121.02(1)(q) Wisconsin Statutes and PI 8.01(2)(q) Wisconsin Administrative Code**

MEDFORD AREA PUBLIC SCHOOL DISTRICT SCHOOL BOARD POLICY HANDBOOK

September 7, 2022

Review/Consideration

Policy Code	Policy Title
	Professional Staff Handbook – 7.1 Leaves
	Support Staff Handbook – 7.1 Leaves

7 TIME-OFF BENEFITS

7.1 Leaves

Full-time employees are eligible to receive the leave benefits as described below. The District will pro-rate all leave benefits, including cumulative sick leave and personal leave, for regular part-time professional staff members. Any change in FTE status will result in a recalculation of cumulative sick leave and personal leave.

Any professional staff member obtaining leave benefits by fraud, deceit, or falsified statement or otherwise abusing the District's leave benefits, shall be subject to disciplinary action, up to and including discharge.

7.2 Sick Leave

All professional staff will be allocated twelve (12) days of sick leave on July 1. Sick leave can be used for absences caused by illness or disability of which twelve (12) days may be used for care of a sick dependent child living in the home of the professional staff member. In addition, sick leave can be used for medical and dental appointments of the professional staff member. Sick leave deductions will be made in 15 minute increments. Sick leave shall be cumulative to 120 days. A professional staff member who has been absent from work due to illness may be required to provide medical verification of his/her illness and/or to submit to an examination by a licensed physician at the District's expense.

Misuse of sick leave shall mean loss of pay for the days alleged as sick leave and may result in other appropriate disciplinary action, up to and including discharge.

Sick leave requests shall be made to the building principal.

A professional staff member under this section who has accumulated 120 days of sick leave will be reimbursed for unused cumulative sick leave above 108 days at the end of a school year at the rate of \$75.00 per day. Payment will be made at the end of the fiscal year. A professional staff member who resigns after April 15 loses any right to reimbursement under this paragraph.

7.3 Personal Leave

All personal leave requests must be submitted to the employee's immediate supervisor. A professional staff member will earn two (2) days of personal leave with pay each school year. Starting with the fifteenth year of service, a professional staff member will earn one additional personal leave day per school year. Personal leave days may be taken consecutively, and combined with any other leave, including unpaid leave. Under this provision, a professional staff member may bank any unused personal leave during a contract year. They may carry over banked days to be used in any subsequent year. A professional staff member can start a school year with no more than six (6) personal days which includes both banked and earned personal days.

7 TIME-OFF BENEFITS

7.1 Leaves

Full-time employees are eligible to receive the leave benefits as described below. The District will pro-rate all leave benefits, including cumulative sick leave and personal leave, for regular part-time employees. Any change in FTE status will result in a recalculation of cumulative sick leave and personal leave.

Any support staff member obtaining leave benefits by fraud, deceit, or falsified statement or otherwise abusing the District's leave benefits, shall be subject to disciplinary action, up to and including discharge.

Scheduled hours for purposes of the leave provisions below shall only include those hours performed in the employee's regular, primary position with the District. Hours worked in seasonal, sporadic or temporary positions, such as ticket-taker, coach, etc., shall not be included in the calculation.

7.2 Holiday Pay

Employees who are scheduled to work 1,700 or more hours per year based on prescribed annual hours (Section 2.1) will receive a paid holiday on each of the following days that occur during their regularly scheduled work year:

July 4	Christmas Day
Labor Day	New Year's Eve
Thanksgiving Day	New Year's Day
Day After Thanksgiving	Good Friday
Christmas Eve	Memorial Day

Employees who are scheduled to work 1,699 or less hours per year based on prescribed annual hours (Section 2.1) will receive a paid holiday on each of the following days that occur during their regularly scheduled work year:

Thanksgiving Day	New Year's Eve
Christmas Eve	New Year's Day
Christmas Day	Good Friday

If the holiday falls on a Saturday or Sunday, either the Friday prior to or the Monday following shall be taken as the holiday as determined by the District; except, when Christmas Eve and Christmas Day fall on Saturday and Sunday respectively, and when December 23 is a school day, Christmas Eve and Christmas Day shall be observed on the following Monday and Tuesday.

Employees shall qualify for holiday pay if they are on the payroll the entire scheduled work day immediately prior to the holiday and the entire scheduled work day immediately following the holiday.

MEDFORD AREA PUBLIC SCHOOL DISTRICT SCHOOL BOARD POLICY HANDBOOK

September 7, 2022

EDITORIAL CHANGE

Policy Code	Policy Title
BHD	Board Member Compensation and Expenses

MEDFORD AREA PUBLIC SCHOOL DISTRICT

DATE ADOPTED:	August 5, 1986	FILE SECTOR:	BOARD GOVERNANCE AND OPERATIONS
DATE REVISED:	February 15, 1990		
DATE REVISED:	November 16, 1995	POLICY TITLE:	BOARD MEMBER COMPENSATION AND EXPENSES
DATE REVISED:	July 15, 2004		
DATE REVISED:	October 15, 2009		
DATE REVISED:	March 21, 2013		
DATE REVISED:	November 20, 2014		
DATE REVISED:	May 19, 2016		
DATE REVISED:	February 21, 2022		
DATE REVISED:			

Members of the board of education (BOE) will receive compensation as follows:

The BOE president shall receive \$100 \$125 per meeting, the BOE clerk \$95 \$120 per meeting and other BOE members \$75 \$100 per meetings of the BOE such as:

- All regularly scheduled monthly meetings.
- The annual meeting.
- Any special BOE meetings.
- The organizational meeting.

BOE members shall receive \$45 \$60 per meeting at other approved BOE meetings; such as:

- CESA and WASB sponsored meetings.
- BOE standing committee meetings.
- Meetings or activities when BOE member attendance is approved by the BOE.
- Legislative area BOE meeting.

District Committees with volunteer BOE representation shall not be reimbursable.

Members of the BOE will be reimbursed for travel expenses incurred in the performance of their board approved responsibilities:

- Registration
Registration for out-of-district meetings and seminars will be made through the district administrator's executive assistant.
- Transportation
BOE members are encouraged to use district vehicles when traveling outside the district. However, if a vehicle is not available, the BOE member may claim mileage to attend meetings, both in and out-of-district, as described above, based on actual mileage and at the current rate as prescribed in policy DLCA "Mileage Reimbursement."

- Lodging
The actual cost of lodging will be reimbursed provided the cost is reasonable and proper. A receipt is required and must be attached to the travel voucher. It is the responsibility of the BOE member to pay any difference between a single room rate and that of a double if the BOE member has any other person sharing that room.
- Meals
For all approved meetings outside the district, actual meal expenses are reimbursable. Meal reimbursement expenses shall not exceed \$75.00 per day.

Claims for expense reimbursement must be submitted on an expense reimbursement form along with itemized receipts.

CROSS REFERENCE: DLC and DLCA

LEGAL REFERENCE: Wisconsin State Statutes 120.10(3)(4) and 120.13(16)(32)

MEDFORD AREA PUBLIC SCHOOL DISTRICT
Regular Board of Education Meeting
September 26, 2022

ADDENDUM TO PERSONNEL REPORT

Resignations/Retirements/Terminations:

Recommendations:

Aubrey Haenel/ MAES Special Education Assistant
Wage: \$13.75/hour + Benefits, 7.5 hours per day, school days only effective 9/26/22

Transfers:

Jillian Mahner/ MAES Special Education Assistant/ 7.5 hours per day
to 6.25 hours effective 9/26/22

Practicum Students / Student Teachers:

* This release is contingent upon a suitable replacement being found, and/or upon acceptance of another coaching position.

All recommendations for new hires are contingent upon receipt of satisfactory results of criminal background check, pre-employment drug test, TB tests and pre-employment physical.

MEDFORD AREA PUBLIC SCHOOL DISTRICT

REGULAR BOARD OF EDUCATION MEETING

September 26, 2022

ADDENDUM

VOUCHER CHECKS

The Medford Area Public School District Board of Education approves the following:

Check # 179853 to

Check # 179950.

Amount \$ 109,161.54 for voucher checks and

Amount \$ 0.00 for payroll.

 REPORT SPECIFICATIONS
 DISTRICT: MEDFORD AREA PUBLIC SCHOOL DISTRICT
 REPORT TITLE: 9/26/22 (Dates: 07/01/21 - 09/26/22)
 REQUESTED BY: lanneja DATE: 09/26/22
 PROGRAM NAME: fin/3frdt101. TIME: 12:12:12 PM
 COPIES: 1 LPI: 6
 RUN ON SERVER: yes CREATE ASCII FILE: NO

Report Parameters

Description: MONTHLY BOARD OF ED CHECK LISTING
 Report Title: 9/26/22
 Print Detail Lines: Yes

<u>Report Ranges</u>	<u>Low</u>	<u>High</u>
Check Number:	179853	179950
Check Amount:	-9999999999	9999999999
PO Number:	0	9999999999
Invoice Date:	07/01/21	09/26/22
Vendor to Display:	Invoice	
Vendor Type:		ZZZZZ
Vendor Sub Type:		ZZZZZ
Check type to print:	All	
Include Continuation Void	No	
Exclude Voided Checks:	No	
Print Only 1099 Vendors:	No	
Post Month Print Format:	Numeric	
Banks Selected:	BNK0	

Account Filters

Account Types Selected: Asset Liability Equity Revenue Expense
 Account Status: Both Active/Inactive

	<u>Low</u>	<u>High</u>
B/S Account Ranges:	00 * 000 000 000000 000	99 * 999 999 999999 999
O/S Account Ranges:	00 * 000 000 000000 000	99 * 999 999 999999 999
Group Codes:	--	zz-zz-zzzz
Category Codes:		zzzzzzzz

<u>Report Fields</u>	<u>Length</u>	<u>Sign</u>	<u>Edited</u>	<u>Whole</u>	<u>Field Format</u>	<u>Year</u>	<u>Suppress Repeating</u>
Check Number	8						No
Check Date	10						No
Vendor	30						No
PO Number	10						No
Invoice Number	15						No
Invoice Description	35						No
Amount	12	Right	Yes	No	>, >>, >>>, >>>9.99-	Current	No

REPORT SPECIFICATIONS

DISTRICT: MEDFORD AREA PUBLIC SCHOOL DISTRICT
 REPORT TITLE: 9/26/22 (Dates: 07/01/21 - 09/26/22)
 REQUESTED BY: lanneja DATE: 09/26/22
 PROGRAM NAME: TP-FIELD-HEAD TIME: 12:12:12 PM
 COPIES: 1 LPI: 6
 RUN ON SERVER: yes CREATE ASCII FILE: NO

<u>Report Fields</u>	<u>Length</u>	<u>Sign</u>	<u>Edited</u>	<u>Whole</u>	<u>Field Format</u>	<u>Year</u>	<u>Suppress Repeating</u>
Account Number	25				Number		No
Post Date	10						No

<u>Sort Fields</u>	<u>Totals</u>	<u>Break Spacing</u>
1-Check Number	No	Single
2-Check Date	No	Single
3-Vendor	Yes	Single
4-PO Number	No	Single
5-Invoice Number	No	Single

CHECK #	CHECK DATE	VENDOR	PO INVOICE #		DESCRIPTION	CHECK AMOUNT	ACCOUNT				POST DATE		
			NUMBER	NUMBER			NUMBER	NUMBER	NUMBER	NUMBER			
179853	09/21/2022	Advance Auto Parts	0	1197273	AUTO SHOP SUPPLIES:HAND SOAP/CAR WASH	23.27	10	E	400	411	136000	000	09/21/2022
					Totals for Advance Auto Parts	23.27							
179854	09/21/2022	Ampro Data Services	8002200128	C86497	District Network switch (ERATE)	1,638.16	10	E	800	581	295000	000	09/21/2022
179854	09/21/2022	Ampro Data Services	8002200128	C86497	District Network switch (ERATE)	4,858.84	10	E	800	482	295000	000	09/21/2022
179854	09/21/2022	Ampro Data Services	9002200150	C86489	ink for SPED printers	219.00	27	E	800	481	158700	341	09/21/2022
					Totals for Ampro Data Services	6,716.00							
179855	09/21/2022	Appliansys LLC	8002200124	38364	Internet CACHE	7,264.80	10	E	800	560	253000	163	09/21/2022
					Totals for Appliansys LLC	7,264.80							
179856	09/21/2022	Camp Five Museum Foundation, I	0	13	RVA FIELD TRIP	3,106.00	99	E	600	940	110000	360	09/21/2022
					Totals for Camp Five Museum Foundation,	3,106.00							
179857	09/21/2022	Central Wisconsin Auto Parts	0	386082	AUTO SHOP SUPPLIES: SAFETY GLASSES	99.60	10	E	400	411	136000	000	09/21/2022
					Totals for Central Wisconsin Auto Parts	99.60							
179858	09/21/2022	Lakeland Union High School	0	9/19/22	MAMS CROSS COUNTRY FEE	100.00	80	E	200	940	393000	955	09/21/2022
					Totals for Lakeland Union High School	100.00							
179859	09/21/2022	McMillan Electric	0	C38822	MASH: INSTALL LIGHT FIXTURES IN CLASSROOMS	7,769.81	10	E	400	324	254300	000	09/21/2022
					Totals for McMillan Electric	7,769.81							
179860	09/21/2022	Mosinee High School	0	9/24/22	JV SOCCER FEE	200.00	10	E	400	940	162000	952	09/21/2022
					Totals for Mosinee High School	200.00							
179861	09/21/2022	Music Theatre International	0	792585	DRAMA: SHIPPING AND HANDLING FEES	56.41	10	E	400	940	122600	000	09/21/2022
					Totals for Music Theatre International	56.41							
179862	09/21/2022	Quality Door & Hardware	3012200117	711149	Door Lockset	582.09	10	E	100	440	254900	000	09/21/2022
					Totals for Quality Door & Hardware	582.09							
179863	09/21/2022	RMM Solutions	0	124296	SEPTEMBER	349.00	10	E	800	360	295000	000	09/21/2022
					Totals for RMM Solutions	349.00							
179864	09/21/2022	Taylor Family Care Clinic, L	0	37192	DOT PHYSICAL: A. WENRICH	95.00	10	E	800	310	260000	000	09/21/2022
179864	09/21/2022	Taylor Family Care Clinic, L	0	37203	DOT PHYSICAL: R. BARKOW	95.00	10	E	800	310	260000	000	09/21/2022
179864	09/21/2022	Taylor Family Care Clinic, L	0	37270	DOT PHYSICAL: J. Taylor	95.00	10	E	800	310	260000	000	09/21/2022
179864	09/21/2022	Taylor Family Care Clinic, L	0	37372	DOT PHYSICAL: E. ROWE	95.00	10	E	800	310	260000	000	09/21/2022
179864	09/21/2022	Taylor Family Care Clinic, L	0	37405	DOT PHYSICAL: F. ELLNER	95.00	10	E	800	310	260000	000	09/21/2022
179864	09/21/2022	Taylor Family Care Clinic, L	0	37466	DOT PHYSICAL: A. KRUG	95.00	10	E	800	310	260000	000	09/21/2022
179864	09/21/2022	Taylor Family Care Clinic, L	0	37518	DOT PHYSICAL: L. FOX	95.00	10	E	800	310	260000	000	09/21/2022
179864	09/21/2022	Taylor Family Care Clinic, L	0	37531	DOT PHYSICAL: B. SCHILLING	95.00	10	E	800	310	260000	000	09/21/2022
179864	09/21/2022	Taylor Family Care Clinic, L	0	37682	DOT PHYSICAL: G. SIEBERT	95.00	10	E	800	310	260000	000	09/21/2022
					Totals for Taylor Family Care Clinic,	855.00							
179865	09/21/2022	WASB	0	27206	RENEW UPDATED WI SCHOOL LAWS 2022-23: PATRICK SULLIVAN	145.00	10	E	800	940	231000	000	09/21/2022
					Totals for WASB	145.00							

CHECK #	CHECK DATE	VENDOR	PO INVOICE #	DESCRIPTION	CHECK AMOUNT	ACCOUNT	POST DATE
			NUMBER			NUMBER	
179866	09/22/2022	Bergman, Colby	0 9/19/22	GIRLS 6TH/7TH/8TH SWIMMING VS WI RAPIDS/MARSHFIELD	50.00	80 E 200 310 393000 954	09/22/2022
				Totals for Bergman, Colby	50.00		
179867	09/22/2022	Bergman, Shari	0 9/22/22	GIRLS VARSITY SWIMMING VS COLBY	120.00	10 E 400 310 162000 954	09/22/2022
				Totals for Bergman, Shari	120.00		
179868	09/22/2022	Brooks, D Tran	0 9/22/22	JV2 FOOTBALL VS HAYWARD	55.00	10 E 400 310 162000 950	09/22/2022
				Totals for Brooks, D Tran	55.00		
179869	09/22/2022	Clausnitzer, John	0 9/22/22	JV2 FOOTBALL VS HAYWARD	55.00	10 E 400 310 162000 950	09/22/2022
				Totals for Clausnitzer, John	55.00		
179870	09/22/2022	Gelhaus, Barbara	0 9/22/22	GIRLS VARSITY SWIMMING VS COLBY	120.00	10 E 400 310 162000 954	09/22/2022
				Totals for Gelhaus, Barbara	120.00		
179871	09/22/2022	Henrichs, Pat	0 9/22/22	JV2 FOOTBALL VS HAYWARD	55.00	10 E 400 310 162000 950	09/22/2022
				Totals for Henrichs, Pat	55.00		
179872	09/22/2022	Lange, Amanda	0 9/22/22	GIRLS 8TH A/B VOLLEYBALL VS TOMAHAWK	60.00	80 E 200 310 393000 951	09/22/2022
				Totals for Lange, Amanda	60.00		
179873	09/22/2022	Radlinger, Caroline	0 9/22/22	GIRLS 7TH A/B VOLLEYBALL VS TOMAHAWK	60.00	80 E 200 310 393000 951	09/22/2022
				Totals for Radlinger, Caroline	60.00		
179874	09/22/2022	Weiler, Russ	0 9/22/22	JVC FOOTBALL VS HAYWARD	55.00	10 E 400 310 162000 950	09/22/2022
				Totals for Weiler, Russ	55.00		
179875	09/22/2022	Cenex Fleet Fueling	0 247048CL	FUEL	1,079.49	10 E 800 348 253000 000	09/22/2022
179875	09/22/2022	Cenex Fleet Fueling	0 247048CL	FUEL	79.90	99 E 600 348 253000 360	09/22/2022
				Totals for Cenex Fleet Fueling	1,159.39		
179876	09/22/2022	Charter Communications	0 0002810091522	8245 11 246 0002810: TV 9/15-10/14/22	30.62	80 E 800 359 230000 000	09/22/2022
				Totals for Charter Communications	30.62		
179877	09/22/2022	Kinect Energy Inc	0 37516-41103	MASH \$253.94/MAMS \$87.76	341.70	10 E 800 331 253000 000	09/22/2022
				Totals for Kinect Energy Inc	341.70		
179878	09/22/2022	Medford Utilities	0 01-000961-10	MAMS STORAGE SHED: 7/31-8/31/22	6.80	10 E 800 336 253000 000	09/22/2022
179878	09/22/2022	Medford Utilities	0 03-000192-04	1055 W BROADWAY:7/31-8/31/22	44.48	10 E 800 336 253000 000	09/22/2022
179878	09/22/2022	Medford Utilities	0 03-000192-04	1055 W BROADWAY:7/31-8/31/22	20.23	10 E 800 337 253000 000	09/22/2022
179878	09/22/2022	Medford Utilities	0 03-000192-04	1055 W BROADWAY:7/31-8/31/22	10.87	10 E 800 338 253000 000	09/22/2022
179878	09/22/2022	Medford Utilities	0 07-001350-00	MASH ELECTRICITY:7/31-8/31/22	5,451.29	10 E 800 336 253000 000	09/22/2022
179878	09/22/2022	Medford Utilities	0 07-001351-00	MASH SEWER/WATER:7/31-8/31/22	520.39	10 E 800 337 253000 000	09/22/2022
179878	09/22/2022	Medford Utilities	0 07-001351-00	MASH SEWER/WATER:7/31-8/31/22	323.82	10 E 800 338 253000 000	09/22/2022
179878	09/22/2022	Medford Utilities	0 07-001352-00	FOOTBALL FIELD:7/31-8/31/22	120.69	10 E 800 336 253000 000	09/22/2022
179878	09/22/2022	Medford Utilities	0 07-001352-00	FOOTBALL FIELD:7/31-8/31/22	111.96	10 E 800 337 253000 000	09/22/2022
179878	09/22/2022	Medford Utilities	0 07-001352-00	FOOTBALL FIELD:7/31-8/31/22	18.89	10 E 800 338 253000 000	09/22/2022

CHECK #	CHECK DATE	VENDOR	PO INVOICE #	DESCRIPTION	CHECK AMOUNT	ACCOUNT	POST DATE
			NUMBER			NUMBER	
179878	09/22/2022	Medford Utilities	0 07-001353-00	TECH ED BUILDING:7/31-8/31/22	52.17	10 E 800 337 253000 000	09/22/2022
179878	09/22/2022	Medford Utilities	0 07-001353-00	TECH ED BUILDING:7/31-8/31/22	32.71	10 E 800 338 253000 000	09/22/2022
179878	09/22/2022	Medford Utilities	0 07-001354-00	STORAGE BUILDING:7/31-8/31/22	100.09	10 E 800 336 253000 000	09/22/2022
179878	09/22/2022	Medford Utilities	0 07-001354-00	STORAGE BUILDING:7/31-8/31/22	19.19	10 E 800 337 253000 000	09/22/2022
179878	09/22/2022	Medford Utilities	0 07-001354-00	STORAGE BUILDING:7/31-8/31/22	9.10	10 E 800 338 253000 000	09/22/2022
179878	09/22/2022	Medford Utilities	0 07-001360-00	MAES:7/31-8/31/22	2,526.38	10 E 800 336 253000 000	09/22/2022
179878	09/22/2022	Medford Utilities	0 07-001360-00	MAES:7/31-8/31/22	597.47	10 E 800 337 253000 000	09/22/2022
179878	09/22/2022	Medford Utilities	0 07-001360-00	MAES:7/31-8/31/22	551.15	10 E 800 338 253000 000	09/22/2022
179878	09/22/2022	Medford Utilities	0 07-001740-00	MAMS ELECTRICITY: 7/31-8/31/22	3,675.21	10 E 800 336 253000 000	09/22/2022
179878	09/22/2022	Medford Utilities	0 07-001750-00	MAMS SEWER/WATER:7/31-8/31/22	231.38	10 E 800 337 253000 000	09/22/2022
179878	09/22/2022	Medford Utilities	0 07-001750-00	MAMS SEWER/WATER:7/31-8/31/22	95.77	10 E 800 338 253000 000	09/22/2022
179878	09/22/2022	Medford Utilities	0 07-003000-00	DISTRICT OFFICE:7/31-8/31/22	310.46	10 E 800 336 253000 000	09/22/2022
179878	09/22/2022	Medford Utilities	0 07-003000-00	DISTRICT OFFICE:7/31-8/31/22	30.06	10 E 800 337 253000 000	09/22/2022
179878	09/22/2022	Medford Utilities	0 07-003000-00	DISTRICT OFFICE:7/31-8/31/22	27.47	10 E 800 338 253000 000	09/22/2022
				Totals for Medford Utilities	14,888.03		
179879	09/22/2022	WE Energies	0 0711951130-0000	MAMS:8/1-8/31/22	109.58	10 E 800 331 253000 000	09/22/2022
179879	09/22/2022	WE Energies	0 0711951130-0000	MASH POOL/THEATER:8/18-9/16/22	1,205.02	10 E 800 331 253000 000	09/22/2022
179879	09/22/2022	WE Energies	0 0711951130-0000	DISTRICT OFFICE:8/18-9/16/22	11.08	10 E 800 331 253000 000	09/22/2022
179879	09/22/2022	WE Energies	0 0711951130-0000	MASH	11.08	10 E 800 331 253000 000	09/22/2022
				STORAGE/VEHICLE/OFFICE:8/18-9/16/22			
179879	09/22/2022	WE Energies	0 0711951130-0000	MASH BOILERS & MAES: 8/1-8/31/22	298.77	10 E 800 331 253000 000	09/22/2022
179879	09/22/2022	WE Energies	0 0711951130-0000	1055 W BROADWAY:8/18-9/16/22	9.90	10 E 800 331 253000 000	09/22/2022
179879	09/22/2022	WE Energies	0 0711951130-0000	STETSONVILLE SCHOOL: 8/18-9/16/22	363.98	10 E 800 331 253000 000	09/22/2022
				Totals for WE Energies	2,009.41		
179880	09/22/2022	Wisconsin Public Service	0 0621559037-0000	MOSINEE/RVA:8/17-9/15/22	120.70	99 E 600 331 253000 360	09/22/2022
179880	09/22/2022	Wisconsin Public Service	0 0621559037-0000	MOSINEE RVA STE 130:8/17-9/15/22	119.63	99 E 600 331 253000 360	09/22/2022
				Totals for Wisconsin Public Service	240.33		
179881	09/23/2022	Ampro Data Services	0 A85937	HDMI/SURGE PROTECTORS/CARTRIDGES	627.00	10 E 800 481 295000 000	09/23/2022
179881	09/23/2022	Ampro Data Services	0 A85938	BATTERY KITS	2,002.00	10 E 800 481 295000 000	09/23/2022
179881	09/23/2022	Ampro Data Services	0 A85965	STARTECH CABLES	275.00	10 E 800 481 221500 000	09/23/2022
179881	09/23/2022	Ampro Data Services	0 A85983	HDMI CABLES	420.00	10 E 800 481 221500 000	09/23/2022
179881	09/23/2022	Ampro Data Services	0 C85950	CHROMEBOOKS	462.00	10 E 800 482 129300 000	09/23/2022
179881	09/23/2022	Ampro Data Services	0 C86418	HDMI CABLES/COUPLERS	2,885.00	10 E 800 481 221500 000	09/23/2022
179881	09/23/2022	Ampro Data Services	0 C86449	TRIPPLITE CORD	79.50	10 E 800 481 221500 000	09/23/2022
179881	09/23/2022	Ampro Data Services	0 C86508	PRINTER CLEANING KIT	204.00	10 E 800 481 295000 000	09/23/2022
				Totals for Ampro Data Services	6,954.50		
179882	09/23/2022	AWSA	0 29952	2022-23 NBAA MEMBER FEE: R.	217.50	10 E 100 310 240000 000	09/23/2022
				CRANK-WOLLER			
179882	09/23/2022	AWSA	0 29952	2022-23 NBAA MEMBER FEE: R.	217.50	10 E 101 310 240000 000	09/23/2022

CHECK #	CHECK DATE	VENDOR	PO INVOICE #	DESCRIPTION	CHECK AMOUNT	ACCOUNT	POST DATE
			NUMBER			NUMBER	
179882	09/23/2022	AWSA	0 29955	CRANK-WOLLER 2022-23 NBAA MEMEBR FEE: J. BUTLER	435.00	10 E 200 310 240000 000	09/23/2022
				Totals for AWSA	870.00		
179883	09/23/2022	Formstack	0 INV00757061	FORMS FOR SALESFORCE PRO - ANNUAL CHARGE	6,318.00	99 E 600 360 295000 360	09/23/2022
				Totals for Formstack	6,318.00		
179884	09/23/2022	WI Assn Of School Councils	0 01052	STUDENT COUNCIL MEMBERSHIP 22-23: PLUS LEVEL	200.00	21 E 400 411 120000 618	09/23/2022
				Totals for WI Assn Of School Councils	200.00		
179885	09/23/2022	WIHSEA	0 2022-23	WI HIGH SCHOOL ESPORTS REGISTRATION	100.00	10 E 400 940 162000 000	09/23/2022
				Totals for WIHSEA	100.00		
179886	09/23/2022	Wisconsin Science Olympiad, In 2002200221	2022-23	Science Olympiads team purchase	350.00	10 E 800 940 172000 000	09/23/2022
				Totals for Wisconsin Science Olympiad, I	350.00		
179887	09/23/2022	WMEA	0 18789467	2022 WI STATE MUSIC CONFERENCE: JOSH OGNENOFF WMEA/NAFME MEMBER	145.00	10 E 400 310 125400 000	09/23/2022
				Totals for WMEA	145.00		
179888	09/23/2022	Brice, Matt	0 9/24/22	GIRLS VARSITY VOLLEYBALL INVITE	250.00	10 E 400 310 162000 951	09/23/2022
				Totals for Brice, Matt	250.00		
179889	09/23/2022	Brux, Aubree	0 9/24/22	GIRLS VARSITY VOLLEYBALL INVITE	250.00	10 E 400 310 162000 951	09/23/2022
				Totals for Brux, Aubree	250.00		
179890	09/23/2022	Dean, Paul	0 9/24/22	GIRLS VARSITY VOLLEYBALL INVITE	250.00	10 E 400 310 162000 951	09/23/2022
				Totals for Dean, Paul	250.00		
179891	09/23/2022	Monke, Robert	0 9/24/22	GIRLS VARSITY VOLLEYBALL INVITE	250.00	10 E 400 310 162000 951	09/23/2022
				Totals for Monke, Robert	250.00		
179892	09/23/2022	Scott, Jeffrey	0 9/24/22	GIRLS VARSITY VOLLEYBALL INVITE	250.00	10 E 400 310 162000 951	09/23/2022
				Totals for Scott, Jeffrey	250.00		
179893	09/23/2022	Vaara, David	0 9/24/22	GIRLS VARSITY VOLLEYBALL INVITE	250.00	10 E 400 310 162000 951	09/23/2022
				Totals for Vaara, David	250.00		
179894	09/26/2022	Ackeret Appliance And TV	0 29117	MASH MICROWAVE	658.00	10 E 400 440 240000 000	09/26/2022
				Totals for Ackeret Appliance And TV	658.00		
179895	09/26/2022	All American Scoreboards	4012200130 1493998	Baseball Scoreboard controller repair	84.00	10 E 400 411 254900 000	09/26/2022
				Totals for All American Scoreboards	84.00		
179896	09/26/2022	Ampro Data Services	6002200230 C86505	HP Chromebook fold in half - Per SPED	812.10	99 E 600 480 295000 360	09/26/2022
				Totals for Ampro Data Services	812.10		
179897	09/26/2022	Aspirus Clinics Inc	0 107020	EAS FOR AUGUST 2022	296.86	99 E 600 310 235000 360	09/26/2022
179897	09/26/2022	Aspirus Clinics Inc	0 107020	EAS FOR AUGUST 2022	395.81	10 E 800 310 259000 000	09/26/2022

CHECK #	CHECK DATE	VENDOR	PO INVOICE #	DESCRIPTION	CHECK AMOUNT	ACCOUNT	POST DATE
			NUMBER			NUMBER	
179897	09/26/2022	Aspirus Clinics Inc	0 107020	EAS FOR AUGUST 2022	296.85	27 E 800 310 259000 019	09/26/2022
179897	09/26/2022	Aspirus Clinics Inc	0 107065	POST OFFER EXAM	1,138.50	10 E 800 310 260000 000	09/26/2022
179897	09/26/2022	Aspirus Clinics Inc	0 107065	POST OFFER EXAM	99.00	99 E 600 310 235000 360	09/26/2022
				Totals for Aspirus Clinics Inc	2,227.02		
179898	09/26/2022	AT&T	0 0744832701	831-000-7980 645: AUGUST SERVICES	1,052.40	10 E 800 355 260000 000	09/26/2022
				Totals for AT&T	1,052.40		
179899	09/26/2022	Background Investigation Burea	0 INV-00831	BACKGROUND CHECKS: 35 COMPLETED	501.30	10 E 800 310 260000 000	09/26/2022
179899	09/26/2022	Background Investigation Burea	0 INV-00831	BACKGROUND CHECKS: 35 COMPLETED	11.95	99 E 600 310 235000 360	09/26/2022
				Totals for Background Investigation Burea	513.25		
179900	09/26/2022	Batteries Plus	0 P53836715	12V BATTERIES FOR SERVERS	816.00	10 E 800 481 295000 000	09/26/2022
179900	09/26/2022	Batteries Plus	8012200105 P54777878	2022-2023 District Battery and Light Supplies	152.00	10 E 100 411 253000 000	09/26/2022
179900	09/26/2022	Batteries Plus	8012200105 P54807323	2022-2023 District Battery and Light Supplies	69.25	10 E 100 411 253000 000	09/26/2022
				Totals for Batteries Plus	1,037.25		
179901	09/26/2022	Broadway Theatre	0 20220042	MADA ADVERTISING	1,200.00	80 E 800 351 310000 735	09/26/2022
				Totals for Broadway Theatre	1,200.00		
179902	09/26/2022	Chippewa Valley Sporting Goods	0 263522	MASH: HEEL & LACE PADS	72.67	10 E 400 411 162000 000	09/26/2022
179902	09/26/2022	Chippewa Valley Sporting Goods	2012200105 263519	Open PO	328.00	80 E 200 411 393000 000	09/26/2022
179902	09/26/2022	Chippewa Valley Sporting Goods	2012200105 263520	Open PO	32.00	80 E 200 411 393000 000	09/26/2022
179902	09/26/2022	Chippewa Valley Sporting Goods	2012200107 263683	MS soccer uniforms	721.17	80 E 200 420 393000 952	09/26/2022
179902	09/26/2022	Chippewa Valley Sporting Goods	2012200107 263683	MS soccer uniforms	721.17	80 E 200 420 393000 965	09/26/2022
179902	09/26/2022	Chippewa Valley Sporting Goods	4012200116 263518	Open PO	788.61	10 E 400 411 162000 000	09/26/2022
179902	09/26/2022	Chippewa Valley Sporting Goods	4012200116 263521	Open PO	2,877.98	10 E 400 411 162000 000	09/26/2022
				Totals for Chippewa Valley Sporting Good	5,541.60		
179903	09/26/2022	Commercial Recycling Corp	0 73991	MONTHLY SERVICE AND RENTAL OF 4 TRAILERS	35.00	10 E 400 324 253000 000	09/26/2022
179903	09/26/2022	Commercial Recycling Corp	0 73991	MONTHLY SERVICE AND RENTAL OF 4 TRAILERS	35.00	10 E 100 324 253000 000	09/26/2022
179903	09/26/2022	Commercial Recycling Corp	0 73991	MONTHLY SERVICE AND RENTAL OF 4 TRAILERS	35.00	10 E 101 324 253000 000	09/26/2022
179903	09/26/2022	Commercial Recycling Corp	0 73991	MONTHLY SERVICE AND RENTAL OF 4 TRAILERS	35.00	10 E 200 324 253000 000	09/26/2022
				Totals for Commercial Recycling Corp	140.00		
179904	09/26/2022	Complete Control Inc	0 SRVCE046653	MAES: MATERIALS USED	75.56	10 E 100 411 253000 000	09/26/2022
179904	09/26/2022	Complete Control Inc	0 SRVCE046654	MASH: MATERIALS USED	58.00	10 E 400 411 253000 000	09/26/2022
				Totals for Complete Control Inc	133.56		
179905	09/26/2022	E-Therapy LLC	0 27123	PHYSICAL THERAPY	25.00	27 E 600 360 218200 019	09/26/2022
				Totals for E-Therapy LLC	25.00		

CHECK #	CHECK DATE	VENDOR	PO	INVOICE #	DESCRIPTION	CHECK AMOUNT	ACCOUNT	POST DATE
			NUMBER				NUMBER	
179906	09/26/2022	edmentum, inc.	9002200160	INV197465	MAES licenses	680.00	27 E 800 360 158700 341	09/26/2022
					Totals for edmentum, inc.	680.00		
179907	09/26/2022	Educational and Community Supp	0	INV00067642	MAES/SES SWIS/CICO-SWIS ANNUAL LICENSE	920.00	10 E 800 940 223900 000	09/26/2022
					Totals for Educational and Community Sup	920.00		
179908	09/26/2022	Equal Right Division	0	AUGUST 2022	WORK PERMITS: 11 TOTAL	82.50	21 E 400 310 240000 497	09/26/2022
					Totals for Equal Right Division	82.50		
179909	09/26/2022	Evan-Moor	6002200105	INV353317	Social Studies Curriculum order 22-23	44.97	99 E 600 470 110000 360	09/26/2022
179909	09/26/2022	Evan-Moor	6002200214	INV352889	Evan Moor Curriculum	39.96	99 E 600 470 110000 360	09/26/2022
179909	09/26/2022	Evan-Moor	6002200220	INV353323	Evan Moor Science and Social Studies	84.95	99 E 600 470 110000 360	09/26/2022
179909	09/26/2022	Evan-Moor	6002200221	INV353399	Evan Moor Student Workbooks	22.97	99 E 600 470 110000 360	09/26/2022
					Totals for Evan-Moor	192.85		
179910	09/26/2022	Fourmens Farm Home	8012200109	9762/3	2022-2023 Annual Water Softener Salt	381.15	10 E 100 411 253000 000	09/26/2022
					Totals for Fourmens Farm Home	381.15		
179911	09/26/2022	Grizzly Industrial Inc	2002200211	11055655	table saw brake cartridge	214.99	10 E 200 411 136000 000	09/26/2022
					Totals for Grizzly Industrial Inc	214.99		
179912	09/26/2022	Hobart Sales & Service	0	ZB92279	FOOD SERVICE: SERVICE ON STEAMER	391.14	50 E 800 324 257000 000	09/26/2022
					Totals for Hobart Sales & Service	391.14		
179913	09/26/2022	J H Larson Company	8012200108	S102791192.001	2022-2023 JH Larson Electrical and Plumbing Supplies	381.07	10 E 100 411 253000 000	09/26/2022
179913	09/26/2022	J H Larson Company	8012200108	S102791192.002	2022-2023 JH Larson Electrical and Plumbing Supplies	20.44	10 E 100 411 253000 000	09/26/2022
					Totals for J H Larson Company	401.51		
179914	09/26/2022	JW Pepper & Sons, Inc.	4002200197	364474860	Supplies, Open PO for music at JW Pepper	670.25	10 E 400 411 125400 000	09/26/2022
					Totals for JW Pepper & Sons, Inc.	670.25		
179915	09/26/2022	K & B Refrigeration	0	32327	MAMS FOOD SERVICE FREEZER REPAIR	148.00	50 E 800 324 257000 000	09/26/2022
179915	09/26/2022	K & B Refrigeration	0	32387	MAES FOOD SERVICE COOLER REPAIR	115.00	50 E 800 324 257000 000	09/26/2022
					Totals for K & B Refrigeration	263.00		
179916	09/26/2022	Kramer Plumbing & Heating Inc	0	46232	MASH: WATER HEATER REPAIR	183.50	50 E 800 324 257000 000	09/26/2022
179916	09/26/2022	Kramer Plumbing & Heating Inc	0	46237	MASH: TOLIET REPAIR	137.50	10 E 400 324 254300 000	09/26/2022
					Totals for Kramer Plumbing & Heating Inc	321.00		
179917	09/26/2022	Lincoln Learning Solutions	0	60010780	RVA: ONLINE CURRICULUM	15,595.00	99 E 600 470 110000 360	09/26/2022
					Totals for Lincoln Learning Solutions	15,595.00		
179918	09/26/2022	Logic of English	6002200204	SI-159584	Logic of English Foundations A	24.99	99 E 600 470 110000 360	09/26/2022
179918	09/26/2022	Logic of English	6002200219	SI-160170	Logic of English Essentials	49.99	99 E 600 470 110000 360	09/26/2022

CHECK #	CHECK DATE	VENDOR	PO INVOICE #	DESCRIPTION	CHECK AMOUNT	ACCOUNT	POST DATE
			NUMBER			NUMBER	
				Totals for Logic of English	74.98		
179919	09/26/2022	Maker Bot	2002200209 INV91874233	Makerbot Accessories	167.47	10 E 200 411 136000 000	09/26/2022
				Totals for Maker Bot	167.47		
179920	09/26/2022	McGraw-Hill School Education H	4002200179 124298957001	Accounting Workbooks	2,464.56	10 E 400 470 132000 000	09/26/2022
				Totals for McGraw-Hill School Education	2,464.56		
179921	09/26/2022	Medford Motors Inc	0 96710	VAN #10: EXHAUST REPLACE	263.51	10 E 800 324 253000 000	09/26/2022
				Totals for Medford Motors Inc	263.51		
179922	09/26/2022	Multi Media Channels, LLC	0 52289	RVA ADVERTISING	450.00	99 E 600 351 263300 360	09/26/2022
				Totals for Multi Media Channels, LLC	450.00		
179923	09/26/2022	Nassco Inc	3012100130 6200891	Nassco Annual Supplies	26.67	10 E 100 411 253000 000	09/26/2022
179923	09/26/2022	Nassco Inc	3012100130 6205906	Nassco Annual Supplies	7.63	10 E 100 411 253000 000	09/26/2022
				Totals for Nassco Inc	34.30		
179924	09/26/2022	Omega Laboratories Inc	0 24105 8-2022	DO DRUG PANELS	602.00	10 E 800 310 260000 000	09/26/2022
179924	09/26/2022	Omega Laboratories Inc	0 24105 8-2022	DO DRUG PANELS	65.00	99 E 600 310 235000 360	09/26/2022
				Totals for Omega Laboratories Inc	667.00		
179925	09/26/2022	Perrin's Surface Solutions LLC	0 2829	FOOD SERVICE TILE REPAIR	476.88	50 E 800 324 257000 000	09/26/2022
				Totals for Perrin's Surface Solutions LL	476.88		
179926	09/26/2022	Pitsco Education	2002200212 22-000019892	Pitsco Order	515.35	10 E 200 411 136000 000	09/26/2022
				Totals for Pitsco Education	515.35		
179927	09/26/2022	Savvas Learning Company	4002200207 7028143661	ELL Curriculum	500.00	10 E 400 411 123219 000	09/26/2022
				Totals for Savvas Learning Company	500.00		
179928	09/26/2022	School Specialty, LLC	3002200158 208130806288	Headphones Each Grade 3-25 Grade 2-150	1,699.25	10 E 100 481 110000 000	09/26/2022
179928	09/26/2022	School Specialty, LLC	4002200141 208130796556	Math Dept Supplies	174.90	10 E 400 411 124000 000	09/26/2022
179928	09/26/2022	School Specialty, LLC	4002200148 208130781048	MASH Art Supplies	30.40	10 E 400 411 121000 000	09/26/2022
				Totals for School Specialty, LLC	1,904.55		
179929	09/26/2022	St Croix Valley Distributing L	0 226302469	RED ZONE POPCORN	467.50	21 E 400 411 120000 609	09/26/2022
				Totals for St Croix Valley Distributing	467.50		
179930	09/26/2022	Time USA LLC	1002200112 4092850777	4th gr. Magazines	137.50	10 E 101 439 110000 000	09/26/2022
179930	09/26/2022	Time USA LLC	3002200135 4092850777	G4 Time Magazine	415.80	10 E 100 439 110000 000	09/26/2022
				Totals for Time USA LLC	553.30		
179931	09/26/2022	Village Of Stetsonville	0 504-0000-00	AUGUST SEWER	750.00	10 E 800 338 253000 000	09/26/2022
				Totals for Village Of Stetsonville	750.00		
179932	09/26/2022	Wisconsin Elevator Inspection	0 16722	ANNUAL INSPECTION	160.00	10 E 400 324 253000 000	09/26/2022
				Totals for Wisconsin Elevator Inspection	160.00		
179933	09/26/2022	WPS	6002200205 WPS-439150	Comprehensive Assessment of Spoken Language-2 Protocols	71.50	27 E 600 490 156600 019	09/26/2022
				Totals for WPS	71.50		
179934	09/26/2022	Abel, Brian	0 REIMBURSE	RVA MILEAGE	103.75	99 E 600 342 264400 360	09/26/2022

CHECK #	CHECK DATE	VENDOR	PO INVOICE #	DESCRIPTION	CHECK AMOUNT	ACCOUNT	POST DATE
			NUMBER			NUMBER	
				Totals for Abel, Brian	103.75		
179935	09/26/2022	Athanasίου, Amber	0 REIMBURSE	CLASSROOM ALLOTMENT SUPPLIES	106.28	10 E 100 411 110000 000	09/26/2022
				Totals for Athanasίου, Amber	106.28		
179936	09/26/2022	Brooks, Audra	0 2022-23	CELL PHONE REIMBURSEMENT	420.00	10 E 800 355 252000 000	09/26/2022
				Totals for Brooks, Audra	420.00		
179937	09/26/2022	Crank-Woller, Richelle	0 2022-23	CELL PHONE REIMBURSEMENT	420.00	10 E 101 355 240000 000	09/26/2022
179937	09/26/2022	Crank-Woller, Richelle	0 REIMBURSE	OFFICE UPDATE SUPPLIES	523.16	10 E 101 411 240000 000	09/26/2022
				Totals for Crank-Woller, Richelle	943.16		
179938	09/26/2022	Eckert, Samantha	0 REIMBURSE	RPM CRAFT SUPPLIES	321.25	10 E 400 411 240000 000	09/26/2022
179938	09/26/2022	Eckert, Samantha	0 REIMBURSE	SUMMER SCHOOL SUPPLIES	60.00	10 E 800 411 110000 900	09/26/2022
				Totals for Eckert, Samantha	381.25		
179939	09/26/2022	Faude, Sarah	0 REIMBURSE	SUPPORT ANIMAL SUPPLIES	19.99	10 E 800 411 213000 297	09/26/2022
				Totals for Faude, Sarah	19.99		
179940	09/26/2022	Fleischman, Paige	0 REIMBURSE	MILEAGE	9.06	10 E 100 342 222200 000	09/26/2022
179940	09/26/2022	Fleischman, Paige	0 REIMBURSE	MILEAGE	9.06	10 E 101 342 222200 000	09/26/2022
				Totals for Fleischman, Paige	18.12		
179941	09/26/2022	Hackel, Rachel	0 REIMBURSE	CLASSROOM ALLOTMENT SUPPLIES	12.32	10 E 100 411 110000 000	09/26/2022
				Totals for Hackel, Rachel	12.32		
179942	09/26/2022	Heikkinen, Rebeckah	0 REIMBURSE	FORENSICS CLUB SUPPLIES	65.58	10 E 400 411 161000 000	09/26/2022
				Totals for Heikkinen, Rebeckah	65.58		
179943	09/26/2022	Johnson, Carrie	0 REIMBURSE	PTO OKTOBERFEST FOOD STAND	60.87	21 E 100 411 240000 085	09/26/2022
				Totals for Johnson, Carrie	60.87		
179944	09/26/2022	Peterson, Amanda	0 2022-23	CELL PHONE REIMBURSEMENT	45.00	10 E 200 355 214000 000	09/26/2022
179944	09/26/2022	Peterson, Amanda	0 2022-23	CELL PHONE REIMBURSEMENT	45.00	80 E 800 355 390000 901	09/26/2022
				Totals for Peterson, Amanda	90.00		
179945	09/26/2022	Schultz, Pamela	0 REIMBURSE	ELL: TRANSLATION DEVICE	129.00	10 E 800 411 171000 000	09/26/2022
				Totals for Schultz, Pamela	129.00		
179946	09/26/2022	Slocum, Sherry	0 REIMBURSE	OFFICE SUPPLIES	39.69	10 E 100 411 110000 000	09/26/2022
				Totals for Slocum, Sherry	39.69		
179947	09/26/2022	Stockwell, Stephanie	0 REIMBURSE	HOMECOMING TSHIRTS	217.66	21 E 200 411 240000 272	09/26/2022
				Totals for Stockwell, Stephanie	217.66		
179948	09/26/2022	Strebig, Suzette	0 7/11-8/31/22	MILEAGE	26.44	10 E 400 342 240000 000	09/26/2022
				Totals for Strebig, Suzette	26.44		
179949	09/26/2022	Thompson, Jenny	0 REIMBURSE	EDUCATIONAL CREDIT: EMERGENT	375.00	99 E 600 310 221300 360	09/26/2022
				READING WRITTEN LANGUAGE			
				Totals for Thompson, Jenny	375.00		
179950	09/26/2022	Wiegel, Shannon	0 2022-23	CELL PHONE REIMBURSEMENT	90.00	10 E 100 355 214000 000	09/26/2022
				Totals for Wiegel, Shannon	90.00		

CHECK #	CHECK DATE	VENDOR	PO INVOICE #	DESCRIPTION	CHECK AMOUNT	ACCOUNT	POST DATE
			NUMBER			NUMBER	
Totals for checks					109,161.54		

FUND SUMMARY

<u>FUND</u>	<u>DESCRIPTION</u>	<u>BALANCE SHEET</u>	<u>REVENUE</u>	<u>EXPENSE</u>	<u>TOTAL</u>
10	GENERAL FUND	0.00	0.00	74,357.46	74,357.46
21	GIFT FUND	0.00	0.00	1,028.53	1,028.53
27	SPECIAL EDUCATION FUND	0.00	0.00	1,292.35	1,292.35
50	FOOD SERVICE FUND	0.00	0.00	1,314.52	1,314.52
80	COMMUNITY SERVICE FUND	0.00	0.00	3,347.96	3,347.96
99	OTHER PKG/COOP PROGRAM FUNDS	0.00	0.00	27,820.72	27,820.72
***	Fund Summary Totals ***	0.00	0.00	109,161.54	109,161.54

***** End of report *****