

**Medford Area Public School District
Regular Board of Education Meeting
Medford Area Public School District Office
February 20, 2023 6:00 p.m.**

This meeting will be accessible in person and live stream via <https://www.medford.k12.wi.us/tv/>

Agenda

Roll Call

Pledge of Allegiance

Open Meeting Law Compliance

Period of Public Comment

Correspondence

1. Recognitions
2. MASH Student Council Report
3. Good News
4. Legislative Update

Consent Agenda

Consideration of:

Approval of Agenda

Secretary's Report

- Approval of the Regular Board of Education Meeting Minutes from January 23, 2023

Treasurer's Report

- Voucher Checks, Treasurer's Report

Approval of Personnel Report

- Resignations, Recommendations for Employment, Staffing

RVA- Shared Services Contract Renewal (Drummond)

Co-op agreements for Boys Hockey and Gymnastics

Regular Business

1. Educator of the Month
2. Legislative Dinner
3. Student Fees
4. 7th Grade Football Program
5. Curriculum Connection – Fast Forward Grant
6. Update on Finance Meeting
7. Finance Plan for Tech Ed Project
8. 2023-24 Budget Study and Consideration of 2023-24 Budget
 - a. Review of Budget Booklet

Contemplate Adjourning to Closed Session

1. Under Wisconsin Statutes to discuss and take action, if appropriate regarding Administrator Employment, Resignation, and Contract Non-Renewal [pursuant to Wis. Stat. §19.85(1)(c) Considering employment, promotion, compensation, or performance evaluation data of any public employee over which the governmental body has jurisdiction or exercises responsibility and Wis. Stat. §118.24].

Adjourn

Mission:	<i>To ensure that all students learn.</i>
Vision:	<i>We expect all students to learn at high levels. We will work collaboratively with colleagues, students and parents to challenge and support all individuals to achieve success.</i>

Note: The order of the regular business is left to the discretion of the chair.
--

MEDFORD AREA PUBLIC SCHOOL DISTRICT
Regular Board of Education Meeting
February 20, 2023

PERSONNEL REPORT

Resignations/Retirement/Termination:

Abbie Lavin/ MASH JV Softball Coach*

Hailee Clausnitzer/ MASH JV2 Softball Coach*

Lisa Brooks/ MAMS Health & Phy Ed Teacher/ end of 2022-23 school year

Tom Burt/ MAMS Band Teacher/ end of 2022-23 school year

Tran Brooks/ MASH Science Teacher/ end of 2022-23 school year

Recommendations:

Leah Leonard/ MASH Boys & Girls Assistant Track Coach

Salary: \$1,900

Hallie Eisfeldt/ MASH Boys & Girls Assistant Track Coach

Salary: \$1,900

Jason Rappe/ MASH JV Golf Coach

Salary: \$1,600

Adam Schwarz/ Director of Buildings & Grounds

Salary: \$75,000 + Benefits, 2,080 hours, effective 3/6/23

Transfers:


Practicum Students / Student Teachers:

Kaitlyn Brooks/ Student Teaching/ MAES Grade 3 - Weissmiller/ 2/1/23-5/3/23

Kaelee Rudolph/ Student Teaching/ MAES Kindergarten – Leonard/ 2nd semester

* This release is contingent upon a suitable replacement being found, and/or upon acceptance of another coaching position.

All recommendations for new hires are contingent upon receipt of satisfactory results of criminal background check, pre-employment drug test, TB tests questionnaire and pre-employment physical.



Becky Goodrich <goodrbe@medford.k12.wi.us>

Fwd: MASH JV coach resignation

1 message

Ryan Pilgrim <pilgrry@medford.k12.wi.us>
To: "GOODRICH, BECKY" <GOODRBE@medford.k12.wi.us>

Wed, Jan 25, 2023 at 4:52 PM

Please post both Assistant softball positions when you are able.

Thanks

----- Forwarded message -----

From: **Abbie Lavin** <abbie-lavin10@hotmail.com>
Date: Wed, Jan 25, 2023 at 4:46 PM
Subject: MASH JV coach resignation
To: <pilgrry@medford.k12.wi.us>

Hi Ryan,

Unfortunately due to the workload at my current job I am unable to coach JV softball this year.

Thank you

Abbie Lavin

Sent from my iPhone



Becky Goodrich <goodrbe@medford.k12.wi.us>

Fwd: Softball

1 message

Ryan Pilgrim <pilgrry@medford.k12.wi.us>
To: "GOODRICH, BECKY" <GOODRBE@medford.k12.wi.us>

Wed, Jan 25, 2023 at 4:53 PM

The other softball resignation.

----- Forwarded message -----

From: **Hailee Clausnitzer** <clausnitzer.hailee@gmail.com>
Date: Tue, Jan 24, 2023 at 3:23 PM
Subject: Softball
To: <pilgrry@medford.k12.wi.us>

Good afternoon,

I am sending this email to make you aware that I will not be coaching softball for the 2023 season. I wish Medford softball the best.

Thank you,

Hailee Clausnitzer

Lisa Brooks
W6132 Allman Ave
Medford, WI 54451
715-965-5301
4ltbrooks@gmail.com

Feb. 6, 2023

Mr. Justin Hraby, Principal
Medford Area Middle School
509 Clark St
Medford, WI 54451

Please accept this letter as an official notification of my retirement. I will be retiring at the end of this school year. My official last working day will be the last day of school for the 2022- 2023 school year.

My time spent at MAMS as a Health and Physical Education Teacher for the past 31 years has been a positive experience. I have enjoyed having the opportunity to work with the youth of the community as well as the excellent staff and administration here at MAMS. I have always appreciated how the priority of MAMS is the health and welfare of the students as well as for the staff.

I want to thank you for encouraging me to teach with my creative and unique methods of teaching to help the students learn the information. Thank you also for always being supportive and helpful of myself and my family when times arose.

Please let me know what steps need to be followed in order to initiate the retirement process. I look forward to your guidance in the process. Tran and I are planning on moving to Iowa at the end of the school year to start another chapter in our lives.

Thank you once again for your support along the way. I wish you and the school the very best.

Sincerely,

Lisa Brooks

Lisa Brooks

Accepted: 2/9/2023

Pat Sullivan

To: Justin Hraby
From: Tom Burt
RE: Retirement
Date: February 8, 2023
Justin,

It is with careful consideration that I am announcing my retirement at the end of the 2022-2023 school year. My 33 years of service to the Medford School District is filled with positive memories and a grateful heart. I have enjoyed my years teaching and reaching so many students in the district.

I wish all of you continued success and look forward to subbing when possible.

My plan is to stay in the area and do the things awaiting in my next chapter of life.

With great gratitude,



Thomas Burt

Accepted =
Pat Sullivan
2

Tran Brooks
W6132 Allman Ave
Medford, WI 54451
715-965-5197
4ltbrooks@gmail.com

Feb. 6, 2023

Mrs. Jill Lybert, Principal and Mr. Andy Guden, Assistant Principal
Medford Area Senior High
1015 West Broadway
Medford, WI 54451

Please accept this letter as an official notification of my retirement. I will be retiring at the end of this school year. My official last working day will be May 27, 2023 or the last day of the school year.

Thank you for giving me the opportunity to teach and enrich the minds of our youth here in the Medford area. I will fondly remember my time spent at MASH as a science teacher for the past 30 years. The positive environment enabled me to enjoy working with fellow staff members educating the students of our community. I appreciated how the staff and administrators accepted my unique and varying ideas and styles of teaching as well as being so supportive and encouraging.

Please let me know what steps need to be followed in order to initiate the retirement process. I look forward to your guidance in the process. Lisa and I are planning to move to Iowa to be closer to family and to start another chapter in our lives at the end of the school year.

Thank you once again for your support throughout my career in teaching and coaching. I wish you and the school the very best.

Sincerely,

Tran Brooks

Tran Brooks

*Accepted =
2/9/2023
Pat Sullivan*

Student Fees

Medford Area Public School District (MAPSD) exists to provide a free public education. MAPSD may charge student fees for certain activities, courses and services which may require additional funding and may assess charges when school property is damaged, lost or stolen. Budgetary constraints imposed by the State of Wisconsin or the current economic environment justify the institution of student fees.

MAPSD will use these principles to guide decisions pertaining to student fees:

- Graduation required coursework, including textbooks, technology and materials will be provided without student fees.
- Non-graduation required coursework and activities may include fees to offset costs for materials, supplies, personal equipment and uniform.

Student fees will be reviewed annually in February by the Board of Education. Fee schedules will be consistent with state and federal laws and regulations.

To encourage all students to participate in school activities regardless of the student's financial situation, the board authorizes the district administrator or his/her designee to waive the payment of part or all of student fees if the student or student's parent(s)/guardian(s) demonstrate an inability to pay such fees. Parent(s)/guardian(s) who claim that the financial conditions of their families are such that they cannot afford to pay established fees may request a fee waiver in accordance with established procedures. (A copy of the Waiver Form can be found by clicking [here](#) (last page of policy JN).)

If the principal or his/her designee denies the request for a fee waiver, the principal's decision may be appealed to the district administrator, and if denied by the district administrator, to the Board of Education.

The following are the student fees that may be assessed and reviewed annually by the Board of Education:

Description	Fee	Notes
Athletic Participation Fee	\$60	\$240 / family maximum
MAMS Band Fees	\$5 – \$12	Flip folder, price depends on instrument and consumable supplies, i.e. reeds

MAMS Band Instrument	0	No fee, student purchases their own instrument from vendor
MAMS Band Instrument Rental	\$60	School owned instrument, waived if student is on free / reduced lunch
MASH Band Fees	Misc.	Reeds, wax, instrument oil
MASH Band Instrument Rental	\$60	Annual
MASH Band Uniform Fee – One-time fee - Everyone	\$20	Items student keeps – Red Band t-shirt, white spats, white gloves, and garment bag
MASH Freshman Band Uniform – Boys Only	\$15	Boys – white band shirt to be worn under the tux
MASH Registration Fee	\$6	(\$4 Student Council Fee, \$1 Class Dues, & \$1 Annual
Co-Curricular Fees	\$15	HMV, Science Olympiad, Forensics, Dance Team, Drama
DECA/FBLA	\$25	State & National Dues – this is in leu of district co-curricular fees
FFA	\$20	FFA Membership
Phy Ed - Bowling	\$40	Student can take different phy ed classes without bowling
Advanced Placement Class Fee	\$50	Per test
Show Choir Competition Fee	\$100	Annual
Show Choir		Buy their own shoes, nylons, socks, & kick pants

Concert Choir		Buy their own shoes, nylons & socks
Tech Ed Fees	\$35	Intro to Tech A Class – beginning woods project and CO2 car kit
Tech Ed Fees	\$20	Intro to Tech B Class – beginning metals project
Art – 2D Art	\$6	Spray paint – student’s choice
Art - Drawing I & II	\$6	Portion of the Sketchbook for each class
Art – Exploration	\$6	Metals project portion of the class
AP Art	\$10	
Art – Painting I & II	\$6	Portion of the canvas for each class
Art – Metal and Glass	\$6	
Art - Pottery I & II	\$6	Portion of the Raku clay for each class
Art – Film & Video	\$5 - \$10	Students must purchase their own SD card

If you have any questions regarding student / participation fees, please contact your principal or Ryan Pilgrim, Athletic Director, at MASH (715-748-5951 x 4484).

MEDFORD AREA PUBLIC SCHOOL DISTRICT
124 West State Street
Medford, WI 54451

Public Meeting Notice
Board of Education Finance Committee Meeting

Meeting Date: Monday, February 20, 2023

Time: 5:00 p.m.

Location: Medford Area Public School District Office
124 W State Street
Medford, WI 54451

Purpose of Meeting:

1. Food Service Update
2. Review of the 2023-24 Budget Booklet
3. Fund Balance
4. Finance Plan for the Tech Ed Home Building Project
5. Consideration of Monthly Expenditures
6. Meeting Dates

Open Meeting Law Compliance: This notice was sent for posting to the Star News, WKEB/WIGM Radio, Medford Area Public Schools and the District Office on February 8, 2023. NOTE: This meeting is open to the public.

MONTHLY SCHOOL NUTRITION SERVICES REPORT



School Name/District Medford Area Public School District	Month January	Year 2023
To Audra Brooks	Prepared by: David Fisher	

FINANCIALS & PROGRAM PARTICIPATION

January 2023 with 20 days we had 7730 breakfast, 27853 lunch and 11510 in a la carte
January 2022 with 19 days we had 23705 breakfast, 29961 lunch and 7876 in a la carte
January 2021 with 19 days we had 12497 breakfast, 26676 lunch and 6928 in a la carte
January 2020 with 21 days we had 5433 breakfast, 30002 lunch and 15315 in a la carte
January 2019 with 19 days we had 3964 breakfast, 27875 lunch and 15325 in a la carte
January 2018 with 19 days we had 4032 breakfast, 28024 lunch and 13442 in a la carte

PROMOTIONS/SPECIALS/NEW PRODUCTS INTRODUCED

In January we started using the finger scanners at MASH. The scanners have increased speed of service. The scanners can ring up three students in the time it takes one student to enter their code by the keypad. The cashiers still have time to verify that each student is taking a reimbursable meal. This will give the students more time to eat because of less wait time. In January the middle school and high school students participated in a 20 question student dining survey. This feedback will give food service valuable information on how to improve menu options, participation and customer service. We have added sparkling ice, propel and prime hydration as some more option at MASH for flavored waters.

TEAM EDUCATION/TRAINING/IN-SERVICES/MEETINGS/UPDATES

The monthly cooks meeting was completed. Monthly safety training was completed which covered holding temperatures and Framework. Framework is a new program that allows Avians employees to easily access their paystubs and company updates. The district has been awarded \$15000 for the Wisconsin Local Food for Schools. Food service would like to use some of the money to buy a cow from Lisa Kopp and the AG department. Looking to put on a Farm to Fork event in the Spring. The money will help purchase local food from Cattail Organics and Rock Ridge Orchards.

CATERING EVENTS

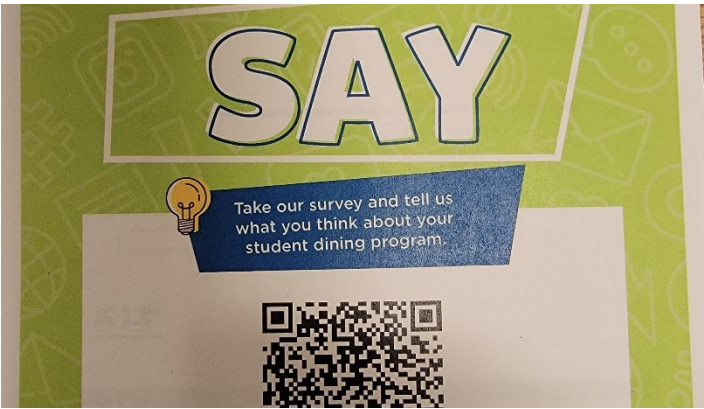
Catering events included meetings, Medford wrestling tournament, Spanish event, trainings and staff meals.

OTHER

I am working on more Nutrislice content for the display screens at MASH. I'm updating current pricing for inventories. Working with Marketing and the district on ways to increase student participation in the food program. I am also preparing for the upcoming Administrative Review coming in April. Looking to work with Mrs. Kopp on the Farm to Fork event and menu.

It is our pleasure to serve the students at your School District!

PHOTOS



Student survey for food service



MASH finger scanners



MASH Flavor Station



New flavored water options at MASH

Budget Development Process for the 2023-2024 School Year February 2023

A. General Information

This packet will help explain the Budget Development Process we will use to create the 2023-24 District Budget. These materials are being sent to the following people:

Audra Brooks	Charlie Heckel	Ted Wilson	Brenda Smola
Jaylene Lannet	Justin Hraby	Jill Lybert	Pat Sullivan
Joseph Greget	Laura Lundy	Dave Makovsky	
Ryan Pilgrim		Dan Miller	

As you proceed through this packet, questions may arise. Please contact Audra. Adjustments may need to be made to this process as we apply it to our local situation, problems are identified and conditions change. The overall process and type of information is basically unchanged from prior years.

Budget Process in Brief

1. Determine Budget Needs – All Staff (Fall – February)
2. Determine General Budget Parameters – Finance Committee and/or Board of Education (February)
3. Staff Present Needs and District Administrator Presents Parameters to Administrators (January - February)
4. Prioritize Needs – Building Administrators/Specialists/Supervisors
5. Compile Budget Within Parameters Before Submission to District Office
6. District Office Review and Revise with Administration
7. Present Components to Board (March and April)
8. Compile Complete District Budget (May)
9. Board Review of Complete Budget (May/June)
10. Presentation at Annual Meeting (TBD)
11. Formal Adoption by Board (TBD)

Packet Contents

Your packet contains the following:

1. General Information [A]
2. Budget Development Calendar [B]
3. Budget Preparation/Submittal Responsibilities [C]
4. Budget Parameters [D]
5. Coding Information [E]

B. Budget Development Calendar

1. Tentative Board Calendar

Monday, February 20	Proposed Budget Process to Board
Tuesday, February 21	Budget Materials to identified staff
Thursday, March 09	Non-instructional budgets submitted to district office
Thursday, March 09– Friday, March 17	District Office review of non-instructional budgets
Monday, March 27	Board review of non-instructional budgets
Thursday, April 06	Instructional budgets submitted to district office
Thursday, April 07 – Friday, April 21	District office review of instructional budgets
Monday, April 24	Board review of instructional budgets
May Board Meeting	Board review of revenue and other funds budgets Revenues and expenditures summarized, tax levy estimated Date of annual meeting set
Monday, June 26	Budget modifications considered and budget adopted by Board
TBD	Annual Meeting

C. Budget Preparation/Submittal Responsibilities

<u>Personnel</u>	<u>Functions</u>	
Dan Miller	110000	Undifferentiated Curriculum
	120000	Regular Curriculum
	140000	Physical Curriculum
	210000	Pupil Services
	220000	Instructional Staff Services
	240000	School Building Administration
		Assist Pat Sullivan with New Program Budgets
		Assist Ryan Pilgrim with Co-Curricular Transportation Budget
		Assist Ted Wilson with Instruction Media Technology Budget
Dan Miller	110000	Undifferentiated Curriculum
	171000	English Language Learners
	240000	School Building Administration
	Project 740	Community Learning Centers (CLC)
Audra Brooks	230000	Central Administration
	252000	Fiscal
	253000	Operations
	254000	Maintenance
	255000	Facility Acquisition
	256000	Transportation
	258000	Internal Services
	260000	Central Services
	270000	Insurance and Judgments
	280000	Debt Services
	Various	Other Support Services
	400000	Non-Program Transactions
	Project 619	E-Rate
	All Funds	Salaries and Benefits
	Fund 30	Debt Services
	Fund 40	Capital Projects
	Fund 50	Food Service
Fund 80	Community Service	
Fund 90	Package & Cooperative Programs	
Ted Wilson/Brenda Smola	221500	Instruction Related Technology
	295000	Administrative Technology Services
	129300	Instructional Media Technology Budget

Justin Hruby	110000	Undifferentiated Curriculum
	120000	Regular Curriculum
	130000	Vocational Curriculum
	140000	Physical Curriculum
	210000	Pupil Services
	220000	Instructional Staff Services
	240000	School Building Administration
		Assist Pat Sullivan with New Program Budgets
		Assist Ryan Pilgrim with Co-Curricular Transportation Budget

Laura Lundy	172000	Gifted and Talented
	221200	Improvement of Instruction
	221300 - 239000	Staff Development
	Project 141	Title I (A)
	Project 328	Title II (D)
	Project 365	Title II (A)
	Project 381	Title IV
	Project 400	Carl Perkins
	Project 625	School Forest
	Project 665	PLTW
		Summer School Budgeting
Various	Moving Forward Proposals & Oversight	

Jill Lybert	Project 394	Alternative Education
	110000	Undifferentiated Curriculum
	120000	Regular Curriculum
	130000	Vocational Curriculum
	140000	Physical Curriculum
	210000	Pupil Services
	220000	Instructional Staff Services
	240000	School Building Administration
		Assist Pat Sullivan with New Program Budgets

Ryan Pilgrim	393000	(MAMS) Co-Curricular
	160000	(MASH) Co-Curricular
		Assist Audra Brooks with co-curriculum transportation budgeting

Joseph Greget	Various	Student Services
	Project 341	Special Education IDEA Flow Through
	Project 347	Special Education Preschool Entitlement
	Project 297	Mental Health Grant

Charles Heckel	Project 360	Rural Virtual Academy (RVA)
----------------	-------------	-----------------------------

D. Budget Parameters

Dollars Allocated Per Student

School	Budget / Actual 2020-21	Budget / Actual 2021-22	Budget / Actual 2022-2023	Projected Budget 2023-24
SES MAES / SES	195	204	206	227
MAMS	206	206	206	227
MASH	389	389	389	389

Total Dollars Budgeted

School	2020-21 Students	2020-21 Budget		2021-22 Students	2021-22 Budget		2022-23 Students	2022-23 Budget		2023-24 Students	2023-24 Budget
MAES & SES	808	\$191,420		SES 197 MAES 567	\$40,188 \$115,668		SES/197 MAES/ 567	\$41,412 \$119,136		SES 202 MAES- 593	\$46,242 \$134,611
MAMS	641	\$159,660		651	\$134,106		651	133,282		599	\$134,611
MASH	650	\$279,500		682	\$265,980		682	268,799		690	\$268,410
Total	2,099	\$630,580		2,097	\$555,942		2,097	562,629		2084	\$585.236

The Budget Parameters noted above, under the 2023-2024 budget, are based on the following:

1. 2023-24 Projected numbers as of January 2023.
2. All principals are to budget common school fund budgets:

Total Amount:	\$100,000	<u>School</u>	<u>Amounts:</u>
		SES	\$ 9,693
		MAES	\$28,455
		MAMS	\$28,743
		MASH	<u>\$33,109</u>
			<u>\$100,000</u>

The common school fund amount allocated to each school is an estimate; however, principals should attempt to meet these amounts. A way to do this is by making sure all media, other than textbooks, is purchased out of the library budget. If any principal needs more than their allotted amount, they should contact other principals so we do not spend more than the common school fund total allocation.

E. Coding Information

WUFAR Sequence of Dimensions

WUFAR, being a multi-dimensional accounting system with independent dimensions, could be used in a variety of account code configurations as determined by the user. This would; however, create confusion regarding budgetary comparison. In order to ensure uniformity, the DPI requires the sequence of dimensions below to be utilized for dimensions that are employed on all transaction documents; i.e., requisitions, purchase orders, invoices, etc.:

FUND		LOCATION		OBJECT		FUNCTION		PROJECT
XX	-	XXX	-	XXX	-	XXX	-	XXX
10	-	400	-	324	-	110 000	-	000

Information About Funds

Fund	10	-	General Fund
	27	-	Special Education
	30	-	Debt Service
	50	-	Food Service
	80	-	Community Service Fund
	99	-	Other Package and Cooperative Programs

Information About Objects

Object Description

310 Personal Services

Services which can be performed by individuals with specialized skills and knowledge and conference registration fees. While some incidental supplies, equipment, or travel may be included in the cost of this type of service, the primary reason for the expenditure is acquiring the use of the individual involved. Examples include: program presenters, consultants, doctors, officials, athletic workers, architects, etc.

321 Technology Related Repairs and Maintenance

Expenditures for repairs and maintenance services for technology equipment that are not directly provided by school district personnel. This includes ongoing service agreements for technology hardware (e.g. personal computers and servers).

Overage for Copies are coded here using function 295000.

322 Rentals of Computers and Related Equipment

Expenditures for renting computers and related equipment for both temporary and long-range use.

324 Non-Technology Related Repairs and Maintenance

Contracts and agreements covering the upkeep of buildings and non-technology equipment. Charges for copier usage will be coded here.

325 Vehicle and Equipment Rental

Expenditures for renting equipment or vehicles for both temporary and long-range use by the school district. This includes bus and other vehicle rental when operated by a local school district and similar rental agreements. This code excludes costs associated with the rental of computers or other technology-related equipment. These costs should be coded to expenditure Object 322.

326 Site Rental

Sites rented for district use. Used with Function 255000. Sites that are acquired by a 'capital lease', 'land contract', or 'installment purchase' is coded to Object 511

327 Construction Services

Includes amounts for construction, renovating, and remodeling buildings or infrastructure assets paid to contractors, This code should be used to account for the costs of nonpermanent site improvements, such as fencing, walkways, and roads, that are related to buildings and building sites. Used only with Function 255000.

328 Building Rental

Buildings rented for district use. Used with Function 255000. Buildings that are acquired by a 'capital lease', 'land contract', or 'installment purchase' is coded to Object 531.

329 Cleaning Services

Services purchased to clean buildings (apart from services provided by the school district employees), including, but not limited to, disposal services, snow plowing, custodial services, and lawn care services. Used with Function 253000.

341 Pupil Travel

The cost of contracted pupil transportation between home and school, for field trips, spectator buses and extra-curricular activities. Includes transportation cost for students between school sites.

342 Employee Travel

Lodging, meal expenses and mileage are included here.

348 Fuel

Fuel used for vehicle operation.

350 Communication

Expenditures for services associated with the transmittal and receipt of information. Include here are: costs for telephone, postage, printing, educational television and radio, computer on-line and Internet access, advertising, and commercial photography. Telephone cost normally is used with function 260 000 "Central Services."

351 Advertising

353 Postage

355 Telephone

358 On-Line Communications

359 Other Communications

360 Technology and Software Services

Expenditures for technology services. Include here data entry, formatting, and processing services. Include here software as a service, data storage services, cloud based computing arrangements, and monthly or annual technology "term license" and/or fee based software and services. Could also include subscriptions, ebooks, and apps. Payments to other districts, CESAs and other governments are coded to the object 380 series.

386 Payments to CESA (Services Only)

Payments to other governmental units for services rendered to the paying district. Payments to CESA for conference registration costs are reported here. **Do not use this number for purchase of supplies or equipment from CESA.**

411 General Supplies

Items of an expendable nature that are consumed, worn out, or deteriorated by use or items that lose their identity through fabrication or incorporation into different or more complex units or substances. This included such items as marking devices, instructional games, blank video tapes and computer diskettes, paper, commercially produced tests, prepared ditto

work sheets, small posters, tape dispensers, staplers, athletic/Phys. Ed game balls, bats, arrows, hockey pucks, tees, trophies and other awards, custodial cleaning materials, etc.

415 Food

417 District-Wide Paper Purchase

420 Apparel

Apparel includes such items as: football uniforms, band uniforms, basketball uniforms, ball gloves, swim suits and protective gear.

431 Audiovisual Media – to be used by Libraries only

Items that communicate primarily through other than the printed word. Examples are films, maps, charts, displays, records, globes, prepared video tapes and displays. **Classrooms will use object 439 for these items.**

432 Library Books – to be used by Libraries only

Books which are purchased in limited quantities (i.e., not enough to provide one to each student in a class) and usually kept in a central location. The cost of rebinding and repair of library books is also recorded here.

Classrooms will use object 439 for this type of book.

433 Newspapers – to be used by Libraries only

Classrooms will use object 439 for newspapers.

434 Periodicals – to be used by Libraries only

Magazines or recurring issued publications purchased either as single issues or by subscription. **Classrooms will use object 439.**

439 Other Media

Includes reference books, encyclopedias, pamphlets, bulletins, manuals and collections. This object is to be used by classrooms for all media materials not budgeted by the libraries. **Note: Non-instructional media will be coded to 490.**

440 Non-Capital Equipment

Non-capital equipment has the characteristics of equipment, but its small unit cost makes it unadvisable to capitalize the item. **This equipment has a unit cost of less than \$5,000** Included are items such as: desks, furnishings, tools and equipment.

470 Textbooks and Workbooks

Books which are purchased in fairly large quantities (i.e., enough to provide one to each student in a class or section of a class) and rented or lent to students. The cost of rebinding and repair of textbooks should also be charged here.

480 Non-Capital Technology

Technology related supplies are typically used in conjunction with technology-related hardware or software. Technology hardware that costs **less than \$5,000** should be reported here. Non-capital software including “perpetual license” or one-time fee, less than \$1,000 should be reported here. Could include e-books and apps.

490 Non-Instructional Periodicals, Papers, Books, Media

Include here all media not used for instructional or media center purposes and media rentals.

551 Equipment/Vehicle Purchase – Initial Purchase (over \$5000)

Equipment is any instrument, machine, apparatus, or set of articles which (1) retains its original shape and appearance with use, (2) retains its identity (i.e., not incorporated into a larger or more complex unit), (3) is free-standing or mobile (i.e., not attached to land or buildings), and are sufficiently expensive over \$5,000– to warrant capitalization as an asset, which are of value for a period longer than a year, and which are usually easier and cheaper to repair than to replace.

553 Equipment/Vehicle Purchase – Initial Purchase (over \$5,000.00)

Equipment/Vehicle additions with a per unit cost of \$5,000 or more.

561 Equipment/Vehicle Purchase - Replacement

Equipment is any instrument, machine, apparatus, or set of articles which (1) retains its original shape and appearance with use, (2) retains its identity (i.e., not incorporated into a larger or more complex unit), (3) is free-standing or mobile (i.e., not attached to land or buildings), and are sufficiently expensive –**over \$5,000**– to warrant capitalization as an asset, which are of value for a period longer than a year, and which are usually easier and cheaper to repair than to replace.

563 Equipment/Vehicle Purchase – Replacement (over \$5,000.00)

Equipment/Vehicle replacements with a per unit cost of \$5,000 or more.

581 Technology Related Hardware (over \$5000.00)

Expenditures for technology related equipment and technology infrastructure that meets the district's capitalization threshold. These costs include those associated with the purchase of network equipment, servers, PCs, printers, other peripherals, and devices. Code technology related supplies and non-capital assets to object code 480.

582 Technology Software (over \$5,000.00)

Expenditures for purchased software used for educational or administrative purposes that meets the district's capitalization threshold. Code expenditures for software that is a purchased service to Object 360. Code expenditures for software that is a non-capital asset to Object 480.

940 Dues and Fees

Payment for membership dues (i.e., WASB, NASSP, WIAA, Great Northern Conference, Hockey Association), entry fees for forensics, athletic events, music festivals, field trip admission fees and vehicle license fees. **Note: Registration fees for workshops are coded under 310.**

Medford Area Public School District
2023-24 budget parameters

	21-22 Students	21-22 Budget	22-23 Students	22-23 Budget	Projected 23-24 Students	23-24 Budget
Instructional budget						
SES	197	40,188	203	46,728	202	46,242
MAES	567	115,668	584	104,280	593	134,611
MAMS	651	134,106	647	133,282	599	135,973
MASH	682	265,298	691	268,799	690	268,410
COMMON SCHOOL FUNDS		-		90,000		100,000
Co-Curricular		170,000		170,000		170,000
Student Services		12,000		12,000		12,000
Summer School Supplies				2,500		2,500
Carl Perkins		20,000		19,000		15,000
Title IA		27,750		16,750		16,750
Title IV		15,000		16,000		16,000
Intervention		21,165		21,165		21,165
Gifted and Talented		11,125		11,125		11,125
Interpreters		20,000		4,700		4,700
Improvement of Instruction		35,870		18,870		18,870
Instructional Media Technology		12,080		12,080		12,080
Support Media Technology		385,600		394,600		394,600
Staff Development		7,165		17,665		17,665
Project Lead the Way		5,200		5,200		5,200
Title II-A (Grant Fully Funded)		27,000		6,500		6,500
School Forest		2,000		2,000		2,000
Total Instructional		1,287,027		1,373,244		1,411,391
Operations and Maintenance						
Operations		621,865		615,000		615,000
Maintenance		573,700		573,700		573,700
Facilities		325,000		325,000		325,000
ESSER III		282,935		592,366		-
Total Oper and Main		1,803,500		2,106,066		1,513,700
Salaries and Benefits Budget						
Salary		11,143,038		11,539,319		11,985,177
Benefits		5,592,949		5,809,614		6,062,145
Total Salaries & Benefits Budget		16,735,987		17,348,933		18,047,322
Transportation Budget						
Fleet Transportation		1,279,092		1,357,110		1,438,537
Total Transportation		1,279,092		1,357,110		1,438,537
Other Budget						
Central Administration		70,650		70,650		80,650
Fiscal		20,000		20,000		20,000
Central Services		140,800		140,800		140,800
Insurance and Judgments		230,825		235,864		178,780
Debt Services		40,000		40,000		40,000
Other Support Services		3,920		4,247		4,500
Non Program Transactions		440,000		380,000		378,304
Transfer to Fund 46		515,000		15,000		15,000
General Aid Reduction (Vouchers)		253,545		284,737		284,091
Transfer to Fund 27		4,494,837		5,223,965		5,525,635
Transfer to Fund 80/99		6,118,345		5,834,322		6,114,729
		12,327,922		12,249,585		12,782,489
New Program		25,000		25,000		-
Total expenditures		33,458,528		34,459,938		35,193,439



10		Historical Data		Current Year		Budget Year	
3409 - Medford Area		Actual		Budget		Budget	
Sce/Obj	Description	2022	% Δ	2023	% Δ	2024	% Δ
Enter Fund 10 Adjustments							
R	Revenues						
127	Transfer from F27	\$0		\$0		\$0	0.00%
100	100 Source adjustments					\$0	
1--	Total Transfers In	\$0		\$0		\$0	
211	Property Tax	\$4,881,092	-22.45%	\$5,462,350	11.91%	\$5,232,757	-4.20%
212	Levy for Personal Property Tax Chargebacks	\$0		\$0		\$0	
213	Mobile Home Tax/Fees	\$23,415	3.24%	\$17,030	-27.27%	\$15,000	0.00%
240	Payments for Services	\$0		\$0		\$0	0.00%
244	Payments for Services Provided Local Governments	\$1,543	-63.00%	\$1,000	-35.19%	\$1,000	0.00%
262	Supply Resales	\$1,201	2525.14%	\$0	-100.00%	\$0	0.00%
264	Non-Capital Surplus Property Sale	\$29,694	-38.85%	\$18,000	-39.38%	\$18,000	0.00%
271	School Co-Curricular Admissions	\$27,381	-0.66%	\$25,000	-8.70%	\$25,000	0.00%
279	Other School Activity Income	\$9,607	5.83%	\$8,000	-16.73%	\$8,000	0.00%
280	Earnings on Investments	\$1,632	7.22%	\$2,000	22.56%	\$40,000	0.00%
291	Gifts, fundraising, contributions and development	\$1,984	-90.18%	\$5,000	151.96%	\$5,000	0.00%
292	Student Fees	\$34,983	65.17%	\$30,000	-14.24%	\$25,000	0.00%
293	Rentals	\$5,872	5238.18%	\$3,000	-48.91%	\$3,000	0.00%
295	Summer School Revenues	\$0	-100.00%	\$0		\$0	0.00%
297	Student Fines	\$1,145	-9.92%	\$500	-56.33%	\$500	0.00%
200	200 Source adjustments					\$0	
2--	Total Local	\$5,019,549	-22.18%	\$5,571,880	11.00%	\$5,373,257	-3.56%
340	Payments for Services	\$0		\$0		\$0	0.00%
341	Contracted Instruction/Base Cost Tuition--Non-OE	\$2,000	-50.00%	\$0	-100.00%	\$0	0.00%
343	Charges for Co-curricular Activities to WI School District	\$4,139	37.97%	\$0	-100.00%	\$0	0.00%
345	General Base Cost Tuition--Open Enrollment	\$8,962,661	15.41%	\$9,501,009	6.01%	\$9,950,000	4.73%
300	300 Source adjustments					\$0	
3--	Total Interdistrict Payments in Wisconsin	\$8,968,800	15.38%	\$9,501,009	5.93%	\$9,950,000	4.73%
400	400 Source adjustments					\$0	
4--	Total Interdistrict Payments Outside WI	\$0		\$0		\$0	
515	Non-SPED State Aid Transited through CESAs/Int. sources	\$0	-100.00%	\$0		\$0	0.00%
517	Federal Aids Transited through CESAs/Int. sources	\$0	-100.00%	\$0		\$0	0.00%
581	Medicaid Transits from CESAs	\$0	-100.00%	\$0		\$0	0.00%
500	500 Source adjustments					\$0	
5--	Total Intermediate Sources	\$0	-100.00%	\$0		\$0	
612	Transportation State Aid	\$163,893	18.61%	\$132,000	-19.46%	\$132,000	0.00%
613	Library (Common School Fund) Aid	\$101,633	4.05%	\$95,000	-6.53%	\$95,000	0.00%
615	Integration Aid (Resident)	\$0		\$0		\$0	
616	Integration Aid (Non-Resident)	\$0		\$0		\$0	
619	Other State Categorical Aid	\$0	-100.00%	\$0		\$0	0.00%
621	Equalization Aid	\$16,159,298	8.28%	\$15,443,854	-4.43%	\$15,797,837	2.29%
623	Special Adjustment Aid	\$0		\$0		\$0	
628	High Poverty Aid	\$0		\$0		\$0	
630	State Special Project Grants	\$97,741	-27.71%	\$101,102	3.44%	\$25,000	0.00%
650	State "SAGE"/"AGR" Aid	\$0		\$0		\$0	
660	State Revenue Through Local Governments	\$0		\$0		\$0	0.00%
690	Other Revenue from State Sources	\$0		\$0		\$0	0.00%
691	State Tax Exempt Computer Aid and Personal Property	\$161,128	12.33%	\$198,313	23.08%	\$198,313	0.00%
695	Per Pupil Categorical Aid	\$1,538,908	-0.81%	\$1,536,435	\$742	\$1,552,759	\$742
699	Other State Revenue	\$68,062	65344.67%	\$75,000	10.19%	\$0	0.00%
600	600 Source adjustments					\$0	
6--	Total Revenue from State Sources	\$18,290,663	7.42%	\$17,581,704	-3.88%	\$17,800,909	1.25%
713	Federal Vocational Education Aid Through DPI	\$16,448	-3.91%	\$17,176	4.43%	\$17,176	0.00%

		Historical Data		Current Year		Budget Year	
		2021 - 2022		2022 - 2023		2023 - 2024	
Sce/Obj	Description	2022	% Δ	2023	% Δ	2024	% Δ
Enter Fund 10 Adjustments							
10							
3409 - Medford Area							
730	ESSER	\$1,218,721	171.52%	\$339,582	-72.14%	\$1,343,645	0.00%
751	ESEA Title I	\$294,283	-6.85%	\$317,407	7.86%	\$317,407	0.00%
780	Federal Aid Received through State Agencies - not DPI	\$398,613	2442.20%	\$267,045	-33.01%	\$267,045	0.00%
790	Other Revenue from Federal Sources	\$0		\$0		\$0	0.00%
700	700 Source adjustments					\$0	
7--	Federal Sources	\$1,928,065	141.75%	\$941,210	-51.18%	\$1,945,273	106.68%
850	Reorganization Settlement	\$0		\$0		\$0	0.00%
861	Equipment and Vehicle Sales	\$4,295	4.58%	\$3,000	-30.15%	\$3,000	0.00%
873	Long-Term Loans	\$0		\$0		\$0	0.00%
874	State Trust Fund Loans	\$0		\$0		\$0	0.00%
800	800 Source adjustments					\$0	
8--	Total Financing Sources	\$4,295	4.58%	\$3,000	-30.15%	\$3,000	0.00%
964	Insurance Claims and Reimbursements	\$761	-97.32%	\$0	-100.00%	\$0	0.00%
971	Refund of Prior Year Expense	\$96,327	-15.94%	\$120,000	24.58%	\$120,000	0.00%
972	Property Tax and Equalization Aid Refund	\$0	-100.00%	\$0		\$0	0.00%
990	Other Miscellaneous Revenues	\$1,245	-47.82%	\$1,000	-19.69%	\$1,000	0.00%
900	900 Source adjustments					\$0	
9--	Total Miscellaneous Revenues	\$98,333	-33.38%	\$121,000	23.05%	\$121,000	0.00%
Total Revenues		\$34,309,704	6.19%	\$33,719,803	-1.72%	\$35,193,439	4.37%



		Historical Data		Current Year		Budget Year	
		2021 - 2022		2022 - 2023		2023 - 2024	
Sce/Obj	Description	2022	% Δ	2023	% Δ	2024	% Δ
Enter Fund 10 Adjustments							
10							
3409 - Medford Area							
E	Expenditures						
110		\$9,851,170	1.55%	\$10,150,182	3.04%	\$10,657,691	5.00%
120		\$542,660	5.10%	\$539,589	-0.57%	\$566,568	5.00%
130		\$368,382	-5.91%	\$428,969	16.45%	\$450,417	5.00%
140		\$97,907	78.36%	\$83,000	-15.23%	\$83,000	0.00%
150		\$14,423	93.41%	\$2,500	-82.67%	\$2,500	0.00%
160		\$207,691	19.37%	\$225,000	8.33%	\$225,000	0.00%
		\$0		\$0		\$0	0.00%
		\$0		\$0		\$0	0.00%
		\$0		\$0		\$0	0.00%
		\$0		\$0		\$0	0.00%
		\$0		\$0		\$0	0.00%
100	100 Object Adjustments					\$0	
1--	Total Salaries	\$11,082,234	2.18%	\$11,429,240	3.13%	\$11,985,177	4.86%
210	Retirement	\$0		\$0		\$0	0.00%
211	Employee's Share Paid by Employer	\$0		\$0		\$0	0.00%
212	Employer's Share	\$696,252	-1.01%	\$722,250	3.73%	\$757,381	4.86%
218	Contribution to Employee Benefit Trust	\$226,115	-8.81%	\$210,000	-7.13%	\$210,000	0.00%
219	Other Employee Benefits	\$22,313	170.45%	\$40,000	79.27%	\$40,000	0.00%
220	Social Security	\$650,350	2.88%	\$676,749	4.06%	\$709,668	4.86%
229	Other	\$152,098	2.51%	\$157,012	3.23%	\$157,012	0.00%
243	Dental	\$208,619	-3.75%	\$227,410	9.01%	\$231,958	2.00%
244	HMO	\$2,910,645	2.14%	\$3,315,929	13.92%	\$3,481,725	5.00%
249	Other Health Coverage	\$360,891	-3.42%	\$369,025	2.25%	\$369,025	0.00%
251	Income Protection	\$36,804	2.27%	\$37,501	1.89%	\$39,376	5.00%
291	College Credit Reimbursement	\$9,450	-25.05%	\$30,000	217.46%	\$30,000	0.00%
292	Annuity Payments by District	\$36,000	21.21%	\$36,000	0.00%	\$36,000	0.00%
200	200 Object Adjustments					\$0	
2--	Total Employee Benefits	\$5,309,538	0.97%	\$5,821,876	9.65%	\$6,062,145	4.13%
310	Personal Services	\$321,157	11.06%	\$283,376	-11.76%	\$283,376	0.00%
320		\$0		\$3,500		\$3,500	0.00%
321	Technology Related Repairs and Maintenance	\$7,616	87.91%	\$5,490	-27.92%	\$5,490	0.00%

Enter Fund 10 Adjustments		Historical Data		Current Year		Budget Year	
10		Actual		Budget		Budget	
3409 - Medford Area		2021 - 2022		2022 - 2023		2023 - 2024	
Sce/Obj	Description	2022	% Δ	2023	% Δ	2024	% Δ
322	Rentals of Computers and Related Equipment	\$65,169	13.26%	\$57,800	-11.31%	\$57,800	0.00%
324	Non-Technology Related Repairs and Maintenance	\$291,996	-45.49%	\$543,765	86.22%	\$543,765	0.00%
325	Vehicle and Equipment Rental	\$2,821	-36.27%	\$1,500	-46.82%	\$1,500	0.00%
326	Site Rental	\$0		\$0		\$0	0.00%
327	Construction Services	\$164,284	31.78%	\$141,300	-13.99%	\$141,300	0.00%
328	Building Rental	\$41,385	13.01%	\$51,900	25.41%	\$51,900	0.00%
329	Cleaning Services	\$20,529	26.15%	\$82,750	303.10%	\$82,750	0.00%
331	Gas for Heat	\$132,195	38.20%	\$140,000	5.90%	\$140,000	0.00%
336	Electricity for Other Than Heat	\$174,291	-7.14%	\$208,500	19.63%	\$208,500	0.00%
337	Water	\$21,860	5.15%	\$17,500	-19.94%	\$17,500	0.00%
338	Sewerage	\$24,458	-7.85%	\$27,500	12.44%	\$27,500	0.00%
341	Pupil Transportation	\$1,129,924	15.83%	\$1,357,110	20.11%	\$1,438,537	6.00%
342	Employee Travel	\$24,857	506.77%	\$46,265	86.13%	\$46,265	0.00%
343	Contracted Service Travel	\$0		\$0		\$0	0.00%
345	Pupil Lodging and Meals	\$2,682	139.36%	\$2,500	-6.78%	\$2,500	0.00%
348	Vehicle Fuel	\$16,611	220.98%	\$10,250	-38.29%	\$10,250	0.00%
351	Advertising	\$24,281	-15.24%	\$20,300	-16.39%	\$20,300	0.00%
353	Postage	\$20,883	-12.66%	\$25,600	22.59%	\$25,600	0.00%
355	Telephone	\$69,438	98.31%	\$63,110	-9.11%	\$63,110	0.00%
358	On-line communications	\$1,640	-13.62%	\$1,175	-28.35%	\$1,175	0.00%
360	Technology and Software Services	\$340,380	-3.64%	\$273,238	-19.73%	\$273,238	0.00%
362		\$29,401	3454.81%	\$0	-100.00%	\$0	0.00%
370	Payment to Non-Governmental Agencies and Individuals	\$0	-100.00%	\$0		\$0	0.00%
382	Payment to a WI School District - OE (Function 435000)	\$351,568	-10.69%	\$380,000	8.09%	\$378,304	-0.45%
382	Payment to a WI School District - NON OE	\$950		\$0	-100.00%	\$0	0.00%
386	Payment to CESA (Services only)	\$17,306	-12.52%	\$8,666	-49.92%	\$8,666	0.00%
387	Payment to State - NON VOUCHER	\$125	127.27%	\$0	-100.00%	\$0	0.00%
387	Payment to State - VOUCHER (Function 438000)	\$253,545	-5.15%	\$284,091	12.05%	\$284,091	0.00%
387	Payment to State - ICS (Function 439000)	\$0		\$9,264		\$0	\$9,264
389	Payment to WTCS District	\$5,525	-11.74%	\$5,000	-9.50%	\$5,000	0.00%
300	300 Object Adjustments					\$0	
3--	Total Purchased Services	\$3,556,876	0.67%	\$4,042,186	13.64%	\$4,121,917	1.97%
411	General Supplies	\$535,436	-2.18%	\$498,637	-6.87%	\$498,637	0.00%
415	Food	\$24,741	62.79%	\$16,600	-32.90%	\$16,600	0.00%
417	Paper	\$29,530	562.50%	\$25,000	-15.34%	\$25,000	0.00%
420	Apparel	\$26,121	-39.32%	\$28,700	9.87%	\$28,700	0.00%
431	Audiovisual	\$0		\$4,902		\$4,902	0.00%
432	Library Books	\$31,440	-35.12%	\$52,336	66.46%	\$52,336	0.00%
433	Newspapers	\$300	-58.16%	\$160	-46.67%	\$160	0.00%
434	Periodicals	\$1,382		\$3,000	117.12%	\$3,000	0.00%
435	Computer Software Programs	\$0		\$1,200		\$1,200	0.00%
439	Other Media	\$32,094	51.37%	\$16,999	-47.03%	\$16,999	0.00%
440	Non-Capital Equipment	\$194,478	58.91%	\$120,600	-37.99%	\$120,600	0.00%
460	Equipment Components	\$0	-100.00%	\$5,000		\$5,000	0.00%
470	Textbooks & Workbooks	\$153,700	561.12%	\$36,427	-76.30%	\$36,427	0.00%
480	Non-Capital Technology	\$27,461	-93.73%	\$74,302	170.57%	\$74,302	0.00%
481		\$64,653	34603.79%	\$7,912	-87.76%	\$7,912	0.00%
482		\$772,285	4242.26%	\$97,400	-87.39%	\$97,400	0.00%
483		\$2,106	-79.43%	\$9,360	344.35%	\$9,360	0.00%
490	Other Non-Capital Items	\$544	145.90%	\$2,030	273.23%	\$2,030	0.00%
400	400 Object Adjustments					\$0	
4--	Total Non-Capital Objects	\$1,896,271	46.64%	\$1,000,565	-47.24%	\$1,000,565	0.00%
511	Site Purchase	\$0		\$0		\$0	0.00%
521	Site Improvements Addition	\$76,353	378.16%	\$0	-100.00%	\$0	0.00%
522	Site Improvements Replacement	\$159,972	-14.05%	\$0	-100.00%	\$0	0.00%
537		\$0		\$0		\$0	0.00%
542	Building Improvements Replacement	\$521,151		\$0	-100.00%	\$0	0.00%
551	Equipment/Vehicles—Not Depreciated	\$4,636	-60.76%	\$13,000	180.41%	\$13,000	0.00%
553	Equipment/Vehicles—Individually Depreciated	\$0		\$0		\$0	0.00%
561	Equipment/Vehicles—Replacement—Not Depreciated	\$0		\$0		\$0	0.00%
562	Equipment/Vehicles—Replacement—Group Depreciated	\$3,654		\$0	-100.00%	\$0	0.00%
563	Equipment/Vehicles -- Replacement—Ind. Depreciated	\$28,262	235.47%	\$71,500	152.99%	\$71,500	0.00%

Enter Fund 10 Adjustments		Historical Data		Current Year		Budget Year	
		Actual 2021 - 2022		Budget 2022 - 2023		Budget 2023 - 2024	
3409 - Medford Area Sce/Obj	Description	2022	% Δ	2023	% Δ	2024	% Δ
10							
571		\$0		\$0		\$0	0.00%
572	Vehicle Rental	\$0		\$0		\$0	0.00%
581	Technology Related Hardware	\$0	-100.00%	\$0		\$0	0.00%
582	Technology Software	\$0		\$0		\$0	0.00%
500	500 Object Adjustments					\$0	
5--	Total Capital Objects	\$794,028	229.69%	\$84,500	-89.36%	\$84,500	0.00%
682	Temporary Note Interest	\$9,139	-64.13%	\$40,000	337.69%	\$40,000	0.00%
600	600 Object Adjustments					\$0	
6--	Total Debt Retirement	\$9,139	-64.13%	\$40,000	337.69%	\$40,000	0.00%
711	District Liability Insurance	\$45,038	-28.37%	\$46,000	2.14%	\$50,600	10.00%
712	District Property Insurance	\$42,331	-21.96%	\$50,223	18.64%	\$55,245	10.00%
713	Worker's Compensation	\$107,065	2.14%	\$60,000	-43.96%	\$66,000	10.00%
714	Fidelity Bond Premiums	\$1,955		\$1,935	-1.01%	\$1,935	0.00%
730	Unemployment Compensation	\$0	-100.00%	\$5,000		\$5,000	0.00%
700	700 Object Adjustments					\$0	
7--	Total Insurance and Judgments	\$196,388	-18.67%	\$163,158	-16.92%	\$178,780	9.57%
827	Special Education Fund	\$4,148,451	3.98%	\$5,223,965	25.93%	\$5,525,635	5.77%
838	Non-referendum Debt Fund	\$114,400		\$0	-100.00%	\$0	-100.00%
839	Referendum Debt Fund	\$0		\$0		\$0	-100.00%
846	Other Capital Projects Fund	\$1,015,000	97.09%	\$15,000	-98.52%	\$15,000	0.00%
850	Food Service	\$0		\$0		\$0	
899	Other Cooperatives Funds	\$5,125,098	-3.33%	\$5,834,322	13.84%	\$6,114,729	0.00%
800	800 Object Adjustments					\$0	0.00%
8--	Total Transfers	\$10,402,949	6.08%	\$11,073,287	6.44%	\$11,655,364	5.26%
935	State Grants Transited to Others	\$0	-100.00%	\$0		\$0	0.00%
940	Dues and Fees	\$85,853	78.10%	\$64,990	-24.30%	\$64,990	0.00%
941	District Dues/Fees	\$0		\$0		\$0	0.00%
950	Reorganization Settlement paid to others	\$0		\$0		\$0	0.00%
971	Refund payment	\$10,506		\$0	-100.00%	\$0	0.00%
972	Property Tax Chargeback and Equalization Aid Payment	\$0	-100.00%	\$0		\$0	0.00%
900	900 Object Adjustments					\$0	
9--	Total Other Objects	\$96,360	95.42%	\$64,990	-32.55%	\$64,990	0.00%
Total Expenditures		\$33,343,782	6.55%	\$33,719,802	1.13%	\$35,193,439	4.37%
Surplus/Deficit		\$965,922		\$1		\$0	
Fund Balance		\$6,968,943	16.09%	\$6,968,944	0.00%	\$6,968,944	0.00%
Fund Balance as a % of Expenditures		20.90%		20.67%		19.80%	

Bond Ratings – Obtained when you borrow money

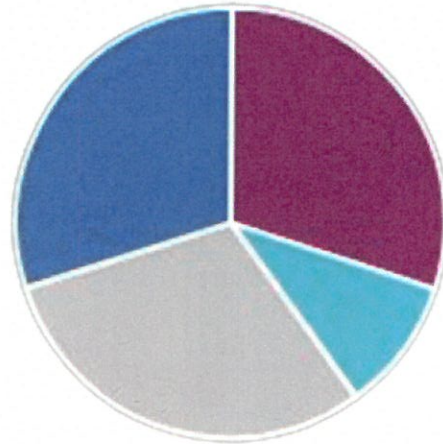
Moody's Rating	# of Rated Districts		S&P Global Rating	# of Rated Districts
Aaa	3		AAA	0
Aa1	10		AA+	4
Aa2	53		AA	32
Aa3	53		AA-	66
A1	38		A+	88
A2	12		A	15
A3	0		A-	1
Below Investment Grade	1		Below Investment Grade	2
Total	170		Total	208



One Notch Movement

.10% or \$125,000 in interest cost on \$10 million borrowing

Bond Rating Factors



Debt/Pensions

- Debt as a % of tax base
- Debt as a % of revenue
- Pension liability as a % of full value
 - Trend over time
- Pension liability as a % of revenues
 - Trend over time
- Security of debt
- Pension risk
- Missed debt payments
- Other factors

Finances

- Fund balance as a % of operating revenue
 - Trend over time
- Cash balance as a % of revenues
 - Trend over time
- Liability risk
- Volatile revenues
- Other factors

Economy/Tax Base

- Full value
- Full value per capita
- Median family income
- Unemployment rate
- Poverty levels
- Institutional presence
- Economic concentration
 - Largest taxpayers
 - Largest employers
- Enrollment Trends
- Other factors

Management

- Institutional framework
- Legal framework
- Operating history
- Policies
- Management and planning
- Other factors



#11 2002 WI Rank in Per Pupil Spending



Largest drop in rankings of any state
– and that was *before* 2021-23
funding freeze

#25 2020 WI Rank in Per Pupil Spending



+11%

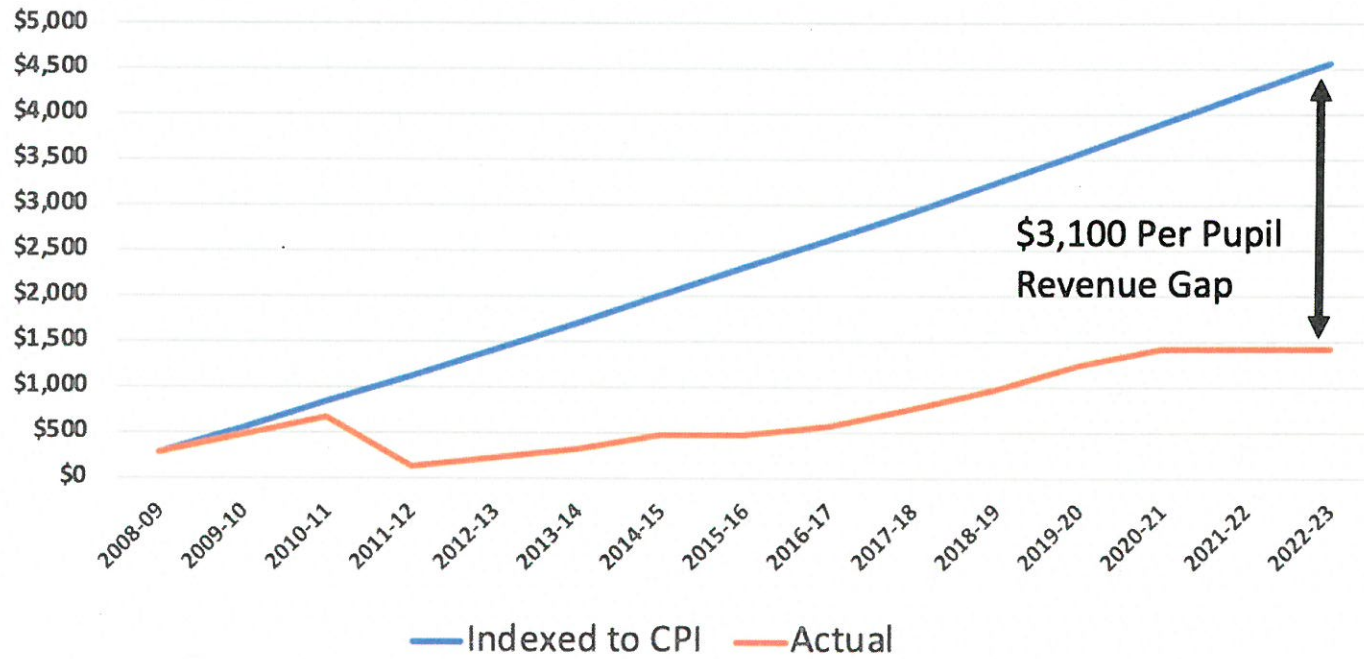
Above the National
Average in 2002



-5.6%

Below the National
Average in 2020

**School District Impact: Actual Per Pupil Revenues Have Fallen Behind
Inflationary Increases By More Than \$3,100 Since 2009**





WISCONSIN
POLICY FORUM

THE ASTOUNDING STATE SURPLUS

The state has run ever larger surpluses in recent years, setting up an unprecedented opportunity for new state spending, reduced taxes, or both in the next budget. However, elected officials still need to factor in the impact of inflation, the risk of recession, mounting needs at the local level, and the fact that recent projections have missed the mark and could do so again.

Projected Budget Surplus - June 30, 2023:	\$7.0 billion
Required Rainy Day Fund:	<u>\$1.7 billion</u>
Combined Total:	\$8.7 billion

Treasurer's Report – (Cash Balance Report) Balance Sheet
As of January 31, 2023

The Balance Sheet is a report listing the assets and liabilities of the District. This report includes, but is not limited to: cash, accounts receivable, accounts payable, other liabilities, and the fund balance accounts.

The Medford Area Public School District has checking and savings accounts that are used for the current and general operations of the district. The accounts are: Function 711100-711109 includes the General checking account from Nicolet National Bank and the Payroll account from Abby Bank.

Function 711210-711219 Petty Cash Accounts

Function 712000 Post Retirement Account

Function 712200 Local Government Investment Pool

The cash balance from the prior month is shown under the title of beginning balance. In January, the District received a portion of the tax levy dollars from each municipality. We will need to use our line of credit in February until more tax levy dollars come in. I will pay as much of the line of credit as I can to reduce interest cost.

Fd	T	Loc	Obj	Func	Prj	Obj	2022-23	January 2022-23	2022-23	2022-23	Encumbered	Unencumbered	Unexpended
							Revised Budget	Monthly Activity	FYTD Activity	FYTD %	Amount	Balance	Balance
10	E	---	1--	110000	---	SALARIES	3,264,587.00	239,598.69	1,239,070.71	37.95	0.00	2,025,516.29	2,025,516.29
10	E	---	2--	110000	---	EMPLOYEE BENEFITS	1,521,126.00	111,806.89	543,164.45	35.71	0.00	977,961.55	977,961.55
10	E	---	3--	110000	---	PURCHASED SERVICES	37,298.00	49.63	23,002.60	61.67	1,266.50	13,028.90	14,295.40
10	E	---	4--	110000	---	NON-CAPITAL OBJECTS	70,115.00	2,067.93	62,583.54	89.26	6,619.27	912.19	7,531.46
10	E	---	9--	110000	---	OTHER EXPENDITURES	8,500.00	2,719.00	5,621.25	66.13	0.00	2,878.75	2,878.75
10	E	---	---	110000	---	UNDIFFERENTIATED CURRICU	4,901,626.00	356,242.14	1,873,442.55	38.22	7,885.77	3,020,297.68	3,028,183.45
10	E	---	1--	120000	---	SALARIES	0.00	3,575.00	17,875.00	0.00	0.00	17,875.00-	17,875.00-
10	E	---	2--	120000	---	EMPLOYEE BENEFITS	0.00	2,490.31	7,804.27	0.00	0.00	7,804.27-	7,804.27-
10	E	---	3--	120000	---	PURCHASED SERVICES	0.00	0.00	0.00	0.00	16,300.00	16,300.00-	0.00
10	E	---	4--	120000	---	NON-CAPITAL OBJECTS	0.00	31,233.50	31,544.32	0.00	0.00	31,544.32-	31,544.32-
10	E	---	---	120000	---	REGULAR CURRICULUM	0.00	37,298.81	57,223.59	0.00	16,300.00	73,523.59-	57,223.59-
10	E	---	1--	121000	---	SALARIES	229,200.00	18,016.70	90,083.50	39.30	0.00	139,116.50	139,116.50
10	E	---	2--	121000	---	EMPLOYEE BENEFITS	95,062.00	6,644.97	32,713.78	34.41	0.00	62,348.22	62,348.22
10	E	---	3--	121000	---	PURCHASED SERVICES	700.00	97.50	97.50	13.93	0.00	602.50	602.50
10	E	---	4--	121000	---	NON-CAPITAL OBJECTS	27,000.00	128.30	29,592.22	109.60	1,685.40	4,277.62-	2,592.22-
10	E	---	9--	121000	---	OTHER EXPENDITURES	0.00	90.00	90.00	0.00	0.00	90.00-	90.00-
10	E	---	---	121000	---	ART	351,962.00	24,977.47	152,577.00	43.35	1,685.40	197,699.60	199,385.00
10	E	---	1--	122000	---	SALARIES	1,094,717.00	80,274.79	407,035.05	37.18	0.00	687,681.95	687,681.95
10	E	---	2--	122000	---	EMPLOYEE BENEFITS	505,057.00	41,940.48	198,512.47	39.30	0.00	306,544.53	306,544.53
10	E	---	3--	122000	---	PURCHASED SERVICES	15,662.00	5,677.37	28,774.92	183.72	0.00	13,112.92-	13,112.92-
10	E	---	4--	122000	---	NON-CAPITAL OBJECTS	8,837.00	10.80	3,557.62	40.26	469.37	4,810.01	5,279.38
10	E	---	9--	122000	---	OTHER EXPENDITURES	300.00	0.00	20.00	6.67	0.00	280.00	280.00
10	E	---	---	122000	---	ENGLISH LANGUAGE	1,624,573.00	127,903.44	637,900.06	39.27	469.37	986,203.57	986,672.94
10	E	---	1--	122115	---	SALARIES	139,322.00	8,675.27	42,730.07	30.67	0.00	96,591.93	96,591.93
10	E	---	2--	122115	---	EMPLOYEE BENEFITS	91,914.00	6,210.42	28,115.55	30.59	0.00	63,798.45	63,798.45
10	E	---	3--	122115	---	PURCHASED SERVICES	18,742.00	0.00	20,985.00	111.97	0.00	2,243.00-	2,243.00-
10	E	---	4--	122115	---	NON-CAPITAL OBJECTS	2,423.00	0.00	0.00	0.00	0.00	2,423.00	2,423.00
10	E	---	---	122115	---	INTERVENTION	252,401.00	14,885.69	91,830.62	36.38	0.00	160,570.38	160,570.38
10	E	---	1--	122600	---	SALARIES	0.00	0.00	2,730.00	0.00	0.00	2,730.00-	2,730.00-
10	E	---	2--	122600	---	EMPLOYEE BENEFITS	0.00	0.00	382.59	0.00	0.00	382.59-	382.59-
10	E	---	3--	122600	---	PURCHASED SERVICES	3,200.00	0.00	1,140.50	35.64	0.00	2,059.50	2,059.50
10	E	---	4--	122600	---	NON-CAPITAL OBJECTS	4,000.00	0.00	1,465.21	36.63	1,072.83	1,461.96	2,534.79
10	E	---	9--	122600	---	OTHER EXPENDITURES	3,200.00	0.00	2,681.41	83.79	0.00	518.59	518.59
10	E	---	---	122600	---	DRAMA	10,400.00	0.00	8,399.71	80.77	1,072.83	927.46	2,000.29

Fd	T	Loc	Obj	Func	Prj	Obj	2022-23	January 2022-23	2022-23	2022-23	Encumbered	Unencumbered	Unexpended
							Revised Budget	Monthly Activity	FYTD Activity	FYTD %	Amount	Balance	Balance
10	E	---	1--	123219	---	SALARIES	89,700.00	7,566.68	37,833.40	42.18	0.00	51,866.60	51,866.60
10	E	---	2--	123219	---	EMPLOYEE BENEFITS	33,081.00	2,987.34	13,756.32	41.58	0.00	19,324.68	19,324.68
10	E	---	3--	123219	---	PURCHASED SERVICES	700.00	35.88	90.88	12.98	0.00	609.12	609.12
10	E	---	4--	123219	---	NON-CAPITAL OBJECTS	2,400.00	106.31	1,933.31	80.55	501.85	35.16-	466.69
10	E	---	---	123219	---	SPANISH	125,881.00	10,696.21	53,613.91	42.59	501.85	71,765.24	72,267.09
10	E	---	1--	124000	---	SALARIES	668,932.00	52,606.06	263,515.39	39.39	0.00	405,416.61	405,416.61
10	E	---	2--	124000	---	EMPLOYEE BENEFITS	395,364.00	29,659.46	139,092.64	35.18	0.00	256,271.36	256,271.36
10	E	---	3--	124000	---	PURCHASED SERVICES	0.00	0.00	2,286.00	0.00	0.00	2,286.00-	2,286.00-
10	E	---	4--	124000	---	NON-CAPITAL OBJECTS	6,078.00	0.00	4,757.28	78.27	169.20	1,151.52	1,320.72
10	E	---	---	124000	---	MATHEMATICS	1,070,374.00	82,265.52	409,651.31	38.27	169.20	660,553.49	660,722.69
10	E	---	1--	125400	---	SALARIES	232,527.00	19,352.60	98,495.00	42.36	0.00	134,032.00	134,032.00
10	E	---	2--	125400	---	EMPLOYEE BENEFITS	135,747.00	10,014.19	47,646.10	35.10	0.00	88,100.90	88,100.90
10	E	---	3--	125400	---	PURCHASED SERVICES	9,720.00	105.00	4,746.62	48.83	669.00	4,304.38	4,973.38
10	E	---	4--	125400	---	NON-CAPITAL OBJECTS	15,457.00	1,163.45	8,816.48	57.04	3,015.43	3,625.09	6,640.52
10	E	---	9--	125400	---	OTHER EXPENDITURES	750.00	0.00	1,656.50	220.87	600.00	1,506.50-	906.50-
10	E	---	---	125400	---	VOCAL MUSIC	394,201.00	30,635.24	161,360.70	40.93	4,284.43	228,555.87	232,840.30
10	E	---	1--	125500	---	SALARIES	162,670.00	13,562.98	68,623.92	42.19	0.00	94,046.08	94,046.08
10	E	---	2--	125500	---	EMPLOYEE BENEFITS	70,244.00	5,952.39	28,401.34	40.43	0.00	41,842.66	41,842.66
10	E	---	3--	125500	---	PURCHASED SERVICES	10,900.00	1,066.30	5,477.20	50.25	4,869.64	553.16	5,422.80
10	E	---	4--	125500	---	NON-CAPITAL OBJECTS	14,032.00	6,525.89	18,751.10	133.63	5,961.99	10,681.09-	4,719.10-
10	E	---	5--	125500	---	CAPITAL OBJECTS	3,000.00	0.00	0.00	0.00	0.00	3,000.00	3,000.00
10	E	---	9--	125500	---	OTHER EXPENDITURES	800.00	0.00	1,091.50	136.44	0.00	291.50-	291.50-
10	E	---	---	125500	---	INSTRUMENTAL MUSIC	261,646.00	27,107.56	122,345.06	46.76	10,831.63	128,469.31	139,300.94
10	E	---	1--	126000	---	SALARIES	478,654.00	39,887.86	199,439.30	41.67	0.00	279,214.70	279,214.70
10	E	---	2--	126000	---	EMPLOYEE BENEFITS	250,757.00	20,275.64	99,078.34	39.51	0.00	151,678.66	151,678.66
10	E	---	3--	126000	---	PURCHASED SERVICES	1,750.00	0.00	0.00	0.00	0.00	1,750.00	1,750.00
10	E	---	4--	126000	---	NON-CAPITAL OBJECTS	29,976.00	611.56	40,019.87	133.51	1,475.00	11,518.87-	10,043.87-
10	E	---	5--	126000	---	CAPITAL OBJECTS	5,000.00	0.00	0.00	0.00	0.00	5,000.00	5,000.00
10	E	---	---	126000	---	SCIENCE	766,137.00	60,775.06	338,537.51	44.19	1,475.00	426,124.49	427,599.49
10	E	---	1--	127000	---	SALARIES	434,723.00	35,346.62	176,287.98	40.55	0.00	258,435.02	258,435.02
10	E	---	2--	127000	---	EMPLOYEE BENEFITS	200,410.00	16,022.96	78,658.13	39.25	0.00	121,751.87	121,751.87
10	E	---	4--	127000	---	NON-CAPITAL OBJECTS	3,700.00	0.00	523.31	14.14	50.00	3,126.69	3,176.69
10	E	---	9--	127000	---	OTHER EXPENDITURES	250.00	0.00	0.00	0.00	0.00	250.00	250.00
10	E	---	---	127000	---	SOCIAL SCIENCE	639,083.00	51,369.58	255,469.42	39.97	50.00	383,563.58	383,613.58

Fd	T	Loc	Obj	Func	Prj	Obj	2022-23	January 2022-23	2022-23	2022-23	Encumbered	Unencumbered	Unexpended
							Revised Budget	Monthly Activity	FYTD Activity	FYTD %	Amount	Balance	Balance
10	E	---	3--	129300	---	PURCHASED SERVICES	2,660.00	0.00	5,403.65	203.14	1,031.91	3,775.56-	2,743.65-
10	E	---	4--	129300	---	NON-CAPITAL OBJECTS	46,142.00	174.99	28,992.75	62.83	58,897.64	41,748.39-	17,149.25
10	E	---	---	129300	---	COMPUTER LITERACY	48,802.00	174.99	34,396.40	70.48	59,929.55	45,523.95-	14,405.60
10	E	---	1--	131000	---	SALARIES	95,500.00	6,475.06	36,083.50	37.78	0.00	59,416.50	59,416.50
10	E	---	2--	131000	---	EMPLOYEE BENEFITS	66,600.00	5,145.46	25,874.70	38.85	0.00	40,725.30	40,725.30
10	E	---	3--	131000	---	PURCHASED SERVICES	0.00	0.00	11.70	0.00	0.00	11.70-	11.70-
10	E	---	4--	131000	---	NON-CAPITAL OBJECTS	17,900.00	299.79	1,762.71	9.85	1,933.98	14,203.31	16,137.29
10	E	---	9--	131000	---	OTHER EXPENDITURES	750.00	0.00	0.00	0.00	0.00	750.00	750.00
10	E	---	---	131000	---	AGRICULTURE	180,750.00	11,920.31	63,732.61	35.26	1,933.98	115,083.41	117,017.39
10	E	---	1--	132000	---	SALARIES	94,400.00	7,866.68	39,333.40	41.67	0.00	55,066.60	55,066.60
10	E	---	2--	132000	---	EMPLOYEE BENEFITS	40,153.00	3,255.28	15,990.03	39.82	0.00	24,162.97	24,162.97
10	E	---	3--	132000	---	PURCHASED SERVICES	500.00	0.00	880.70	176.14	792.00	1,172.70-	380.70-
10	E	---	4--	132000	---	NON-CAPITAL OBJECTS	10,150.00	0.00	6,771.11	66.71	602.46	2,776.43	3,378.89
10	E	---	9--	132000	---	OTHER EXPENDITURES	1,800.00	260.00	677.00	37.61	0.00	1,123.00	1,123.00
10	E	---	---	132000	---	BUSINESS OCCUPATIONS	147,003.00	11,381.96	63,652.24	43.30	1,394.46	81,956.30	83,350.76
10	E	---	1--	135000	---	SALARIES	129,850.00	9,320.86	46,604.30	35.89	0.00	83,245.70	83,245.70
10	E	---	2--	135000	---	EMPLOYEE BENEFITS	64,275.00	4,305.62	21,127.12	32.87	0.00	43,147.88	43,147.88
10	E	---	3--	135000	---	PURCHASED SERVICES	1,306.00	0.00	1,064.00	81.47	456.00	214.00-	242.00
10	E	---	4--	135000	---	NON-CAPITAL OBJECTS	14,425.00	3,354.78	6,958.35	48.24	8,971.02	1,504.37-	7,466.65
10	E	---	---	135000	---	HOME ECONOMICS	209,856.00	16,981.26	75,753.77	36.10	9,427.02	124,675.21	134,102.23
10	E	---	1--	136000	---	SALARIES	258,206.00	21,665.05	104,215.47	40.36	0.00	153,990.53	153,990.53
10	E	---	2--	136000	---	EMPLOYEE BENEFITS	120,703.00	9,167.59	45,306.51	37.54	0.00	75,396.49	75,396.49
10	E	---	3--	136000	---	PURCHASED SERVICES	2,000.00	0.00	0.00	0.00	0.00	2,000.00	2,000.00
10	E	---	4--	136000	---	NON-CAPITAL OBJECTS	30,410.00	1,559.19	13,475.58	44.31	8,555.04	8,379.38	16,934.42
10	E	---	5--	136000	---	CAPITAL OBJECTS	0.00	664.81	111,733.81	0.00	25,846.00	137,579.81-	111,733.81-
10	E	---	---	136000	---	TECHNOLOGY EDUCATION	411,319.00	33,056.64	274,731.37	66.79	34,401.04	102,186.59	136,587.63
10	E	---	1--	138000	---	SALARIES	34,953.00	2,674.22	18,041.56	51.62	0.00	16,911.44	16,911.44
10	E	---	2--	138000	---	EMPLOYEE BENEFITS	27,820.00	2,459.64	15,264.03	54.87	0.00	12,555.97	12,555.97
10	E	---	---	138000	---	VOCATIONAL SPECIAL NEEDS	62,773.00	5,133.86	33,305.59	53.06	0.00	29,467.41	29,467.41
10	E	---	1--	139000	---	SALARIES	10,000.00	739.00	3,274.58	32.75	0.00	6,725.42	6,725.42
10	E	---	2--	139000	---	EMPLOYEE BENEFITS	0.00	56.53	324.16	0.00	0.00	324.16-	324.16-
10	E	---	---	139000	---	OTHER VOCATIONAL CURRICU	10,000.00	795.53	3,598.74	35.99	0.00	6,401.26	6,401.26
10	E	---	1--	143000	---	SALARIES	410,386.00	34,368.50	171,842.50	41.87	0.00	238,543.50	238,543.50

Fd	T	Loc	Obj	Func	Prj	Obj	2022-23	January 2022-23	2022-23	2022-23	Encumbered	Unencumbered	Unexpended
							Revised Budget	Monthly Activity	FYTD Activity	FYTD %	Amount	Balance	Balance
10	E	---	2--	143000	---	EMPLOYEE BENEFITS	156,993.00	13,437.04	64,726.12	41.23	0.00	92,266.88	92,266.88
10	E	---	3--	143000	---	PURCHASED SERVICES	4,425.00	51.75	51.75	1.17	0.00	4,373.25	4,373.25
10	E	---	4--	143000	---	NON-CAPITAL OBJECTS	17,628.00	306.74	15,683.09	88.97	6,124.62	4,179.71-	1,944.91
10	E	---	9--	143000	---	OTHER EXPENDITURES	0.00	0.00	60.00	0.00	0.00	60.00-	60.00-
10	E	---	---	143000	---	PHYSICAL EDUCATION	589,432.00	48,164.03	252,363.46	42.81	6,124.62	330,943.92	337,068.54
10	E	---	1--	161000	---	SALARIES	64,674.00	2,707.84	17,757.92	27.46	0.00	46,916.08	46,916.08
10	E	---	2--	161000	---	EMPLOYEE BENEFITS	9,298.00	441.98	2,858.83	30.75	0.00	6,439.17	6,439.17
10	E	---	3--	161000	---	PURCHASED SERVICES	645.00	0.00	50.00	7.75	0.00	595.00	595.00
10	E	---	4--	161000	---	NON-CAPITAL OBJECTS	50.00	0.00	272.25	544.50	0.00	222.25-	222.25-
10	E	---	9--	161000	---	OTHER EXPENDITURES	275.00	0.00	102.70	37.35	0.00	172.30	172.30
10	E	---	---	161000	---	CO-CURRICULAR ACADEMIC	74,942.00	3,149.82	21,041.70	28.08	0.00	53,900.30	53,900.30
10	E	---	1--	162000	---	SALARIES	166,674.00	4,097.84	67,083.14	40.25	0.00	99,590.86	99,590.86
10	E	---	2--	162000	---	EMPLOYEE BENEFITS	24,986.00	616.54	8,719.99	34.90	0.00	16,266.01	16,266.01
10	E	---	3--	162000	---	PURCHASED SERVICES	86,000.00	8,415.99	48,036.82	55.86	0.00	37,963.18	37,963.18
10	E	---	4--	162000	---	NON-CAPITAL OBJECTS	63,030.00	8,300.22	36,118.90	57.30	1,256.19	25,654.91	26,911.10
10	E	---	5--	162000	---	CAPITAL OBJECTS	5,000.00	0.00	0.00	0.00	0.00	5,000.00	5,000.00
10	E	---	9--	162000	---	OTHER EXPENDITURES	15,000.00	2,225.00	16,167.93	107.79	0.00	1,167.93-	1,167.93-
10	E	---	---	162000	---	CO-CURRICULAR ATHLETICS	360,690.00	23,655.59	176,126.78	48.83	1,256.19	183,307.03	184,563.22
10	E	---	1--	171000	---	SALARIES	150,455.00	12,983.08	62,475.52	41.52	0.00	87,979.48	87,979.48
10	E	---	2--	171000	---	EMPLOYEE BENEFITS	116,063.00	7,191.33	34,160.53	29.43	0.00	81,902.47	81,902.47
10	E	---	3--	171000	---	PURCHASED SERVICES	0.00	117.09	771.87	0.00	0.00	771.87-	771.87-
10	E	---	4--	171000	---	NON-CAPITAL OBJECTS	4,700.00	154.25	1,956.82	41.63	47.11	2,696.07	2,743.18
10	E	---	---	171000	---	CULTURALLY/SOCIALLY DISA	271,218.00	20,445.75	99,364.74	36.64	47.11	171,806.15	171,853.26
10	E	---	2--	172000	---	EMPLOYEE BENEFITS	0.00	0.00	8.44-	0.00	0.00	8.44	8.44
10	E	---	3--	172000	---	PURCHASED SERVICES	3,000.00	0.00	350.00	11.67	0.00	2,650.00	2,650.00
10	E	---	4--	172000	---	NON-CAPITAL OBJECTS	5,525.00	0.00	2,234.84	40.45	0.00	3,290.16	3,290.16
10	E	---	9--	172000	---	OTHER EXPENDITURES	2,600.00	0.00	2,690.00	103.46	0.00	90.00-	90.00-
10	E	---	---	172000	---	GIFTED AND TALENTED	11,125.00	0.00	5,266.40	47.34	0.00	5,858.60	5,858.60
10	E	---	---	1-----	---	INSTRUCTION	12,776,194.00	999,016.46	5,265,685.24	41.21	159,239.45	7,351,269.31	7,510,508.76
10	E	---	1--	212000	---	SALARIES	42,000.00	2,087.50	12,437.50	29.61	0.00	29,562.50	29,562.50
10	E	---	2--	212000	---	EMPLOYEE BENEFITS	4,690.00	1,331.58	6,410.42	136.68	0.00	1,720.42-	1,720.42-
10	E	---	---	212000	---	SOCIAL WORK	46,690.00	3,419.08	18,847.92	40.37	0.00	27,842.08	27,842.08
10	E	---	1--	213000	---	SALARIES	246,794.00	20,793.32	107,387.59	43.51	0.00	139,406.41	139,406.41

Fd	T	Loc	Obj	Func	Prj	Obj	2022-23	January 2022-23	2022-23	2022-23	Encumbered	Unencumbered	Unexpended
							Revised Budget	Monthly Activity	FYTD Activity	FYTD %	Amount	Balance	Balance
10	E	---	2--	213000	---	EMPLOYEE BENEFITS	99,862.00	8,514.18	43,448.88	43.51	0.00	56,413.12	56,413.12
10	E	---	3--	213000	---	PURCHASED SERVICES	41,525.00	4,560.00	22,759.81	54.81	200.00	18,565.19	18,765.19
10	E	---	4--	213000	---	NON-CAPITAL OBJECTS	9,700.00	176.36	5,550.98	57.23	4,218.38	69.36-	4,149.02
10	E	---	9--	213000	---	OTHER EXPENDITURES	3,500.00	0.00	0.00	0.00	0.00	3,500.00	3,500.00
10	E	---	---	213000	---	PUPIL SERVICES - GUIDANC	401,381.00	34,043.86	179,147.26	44.63	4,418.38	217,815.36	222,233.74
10	E	---	1--	214000	---	SALARIES	117,250.00	9,816.66	49,158.38	41.93	0.00	68,091.62	68,091.62
10	E	---	2--	214000	---	EMPLOYEE BENEFITS	74,354.00	6,108.99	29,919.61	40.24	0.00	44,434.39	44,434.39
10	E	---	3--	214000	---	PURCHASED SERVICES	1,960.00	347.50	1,051.13	53.63	0.00	908.87	908.87
10	E	---	4--	214000	---	NON-CAPITAL OBJECTS	5,900.00	48.58	3,012.11	51.05	1,562.00	1,325.89	2,887.89
10	E	---	9--	214000	---	OTHER EXPENDITURES	1,160.00	0.00	0.00	0.00	0.00	1,160.00	1,160.00
10	E	---	---	214000	---	PUPIL SERVICES - NURSE	200,624.00	16,321.73	83,141.23	41.44	1,562.00	115,920.77	117,482.77
10	E	---	1--	215000	---	SALARIES	0.00	0.00	1,000.00	0.00	0.00	1,000.00-	1,000.00-
10	E	---	2--	215000	---	EMPLOYEE BENEFITS	0.00	0.00	136.75	0.00	0.00	136.75-	136.75-
10	E	---	---	215000	---	PSYCHOLOGICAL SERVICES	0.00	0.00	1,136.75	0.00	0.00	1,136.75-	1,136.75-
10	E	---	1--	219000	---	SALARIES	32,703.00	2,754.25	20,501.81	62.69	0.00	12,201.19	12,201.19
10	E	---	2--	219000	---	EMPLOYEE BENEFITS	14,225.00	1,521.28	7,896.01	55.51	0.00	6,328.99	6,328.99
10	E	---	3--	219000	---	PURCHASED SERVICES	0.00	251.81	12,344.02	0.00	0.00	12,344.02-	12,344.02-
10	E	---	4--	219000	---	NON-CAPITAL OBJECTS	10,000.00	343.71	14,564.92	145.65	1,001.93	5,566.85-	4,564.92-
10	E	---	---	219000	---	OTHER PUPIL SERVICES	56,928.00	4,871.05	55,306.76	97.15	1,001.93	619.31	1,621.24
10	E	---	1--	221100	---	SALARIES	0.00	0.00	3,116.00	0.00	0.00	3,116.00-	3,116.00-
10	E	---	2--	221100	---	EMPLOYEE BENEFITS	0.00	0.00	238.37	0.00	0.00	238.37-	238.37-
10	E	---	---	221100	---	DIRECTION OF IMPROV OF I	0.00	0.00	3,354.37	0.00	0.00	3,354.37-	3,354.37-
10	E	---	1--	221200	---	SALARIES	10,868.00	743.00	1,810.14	16.66	0.00	9,057.86	9,057.86
10	E	---	2--	221200	---	EMPLOYEE BENEFITS	124.00	104.09	250.60	202.10	0.00	126.60-	126.60-
10	E	---	3--	221200	---	PURCHASED SERVICES	46,820.00	580.00	10,701.44	22.86	8,705.90	27,412.66	36,118.56
10	E	---	4--	221200	---	NON-CAPITAL OBJECTS	16,535.00	620.49	4,272.86	25.84	1,270.45	10,991.69	12,262.14
10	E	---	9--	221200	---	OTHER EXPENDITURES	3,715.00	200.00	3,400.00	91.52	0.00	315.00	315.00
10	E	---	---	221200	---	CURRICULUM DEVELOPMENT	78,062.00	2,247.58	20,435.04	26.18	9,976.35	47,650.61	57,626.96
10	E	---	1--	221201	---	SALARIES	115,405.00	9,617.10	67,319.70	58.33	0.00	48,085.30	48,085.30
10	E	---	2--	221201	---	EMPLOYEE BENEFITS	39,543.00	3,465.26	22,580.66	57.10	0.00	16,962.34	16,962.34
10	E	---	---	221201	---	CURRICULUM DEVELOPMENT	154,948.00	13,082.36	89,900.36	58.02	0.00	65,047.64	65,047.64
10	E	---	1--	221300	---	SALARIES	55,145.00	2,917.68	33,520.01	60.79	0.00	21,624.99	21,624.99
10	E	---	2--	221300	---	EMPLOYEE BENEFITS	30,000.00	400.04	9,023.38	30.08	0.00	20,976.62	20,976.62

Fd	T	Loc	Obj	Func	Prj	Obj	2022-23	January 2022-23	2022-23	2022-23	Encumbered	Unencumbered	Unexpended
							Revised Budget	Monthly Activity	FYTD Activity	FYTD %	Amount	Balance	Balance
10	E	---	3--	221300	---	PURCHASED SERVICES	28,715.00	5,620.00	24,624.66	85.76	6,600.00	2,509.66-	4,090.34
10	E	---	4--	221300	---	NON-CAPITAL OBJECTS	4,450.00	862.50	5,669.85	127.41	1,139.60	2,359.45-	1,219.85-
10	E	---	---	221300	---	INSTRUCTIONAL STAFF TRAI	118,310.00	9,800.22	72,837.90	61.57	7,739.60	37,732.50	45,472.10
10	E	---	3--	221500	---	PURCHASED SERVICES	86,114.00	0.00	76,380.20	88.70	0.00	9,733.80	9,733.80
10	E	---	4--	221500	---	NON-CAPITAL OBJECTS	88,759.00	1,902.80	120,571.58	135.84	160,841.25	192,653.83-	31,812.58-
10	E	---	---	221500	---	INSTRUCTION RELATED TECH	174,873.00	1,902.80	196,951.78	112.63	160,841.25	182,920.03-	22,078.78-
10	E	---	1--	221900	---	SALARIES	0.00	14,153.12	71,194.24	0.00	0.00	71,194.24-	71,194.24-
10	E	---	2--	221900	---	EMPLOYEE BENEFITS	0.00	8,268.77	39,028.94	0.00	0.00	39,028.94-	39,028.94-
10	E	---	---	221900	---	OTHER IMPROVEMENT OF INS	0.00	22,421.89	110,223.18	0.00	0.00	110,223.18-	110,223.18-
10	E	---	1--	222200	---	SALARIES	252,649.00	24,354.66	123,022.67	48.69	0.00	129,626.33	129,626.33
10	E	---	2--	222200	---	EMPLOYEE BENEFITS	169,998.00	15,495.02	72,653.56	42.74	0.00	97,344.44	97,344.44
10	E	---	3--	222200	---	PURCHASED SERVICES	20,300.00	4,338.10	22,909.19	112.85	0.00	2,609.19-	2,609.19-
10	E	---	4--	222200	---	NON-CAPITAL OBJECTS	70,450.00	1,248.87	33,876.50	48.09	38,927.99	2,354.49-	36,573.50
10	E	---	9--	222200	---	OTHER EXPENDITURES	400.00	0.00	0.00	0.00	0.00	400.00	400.00
10	E	---	---	222200	---	SCHOOL LIBRARY	513,797.00	45,436.65	252,461.92	49.14	38,927.99	222,407.09	261,335.08
10	E	---	1--	222300	---	SALARIES	0.00	0.00	2,087.50	0.00	0.00	2,087.50-	2,087.50-
10	E	---	2--	222300	---	EMPLOYEE BENEFITS	0.00	0.00	763.01	0.00	0.00	763.01-	763.01-
10	E	---	---	222300	---	AUDIOVISUAL	0.00	0.00	2,850.51	0.00	0.00	2,850.51-	2,850.51-
10	E	---	1--	223700	---	SALARIES	31,200.00	2,537.50	12,687.50	40.67	0.00	18,512.50	18,512.50
10	E	---	2--	223700	---	EMPLOYEE BENEFITS	18,051.00	1,420.69	6,977.29	38.65	0.00	11,073.71	11,073.71
10	E	---	---	223700	---	SUP/COOR VOC ED - LVEC	49,251.00	3,958.19	19,664.79	39.93	0.00	29,586.21	29,586.21
10	E	---	1--	223900	---	SALARIES	42,545.00	4,381.68	26,924.25	63.28	0.00	15,620.75	15,620.75
10	E	---	2--	223900	---	EMPLOYEE BENEFITS	41,802.00	2,536.00	16,379.60	39.18	0.00	25,422.40	25,422.40
10	E	---	3--	223900	---	PURCHASED SERVICES	2,000.00	0.00	0.00	0.00	0.00	2,000.00	2,000.00
10	E	---	9--	223900	---	OTHER EXPENDITURES	0.00	0.00	920.00	0.00	0.00	920.00-	920.00-
10	E	---	---	223900	---	SUPERVISION AND COORD-OT	86,347.00	6,917.68	44,223.85	51.22	0.00	42,123.15	42,123.15
10	E	---	1--	229000	---	SALARIES	51,233.00	0.00	31,474.12	61.43	0.00	19,758.88	19,758.88
10	E	---	2--	229000	---	EMPLOYEE BENEFITS	31,672.00	0.00	8,636.02	27.27	0.00	23,035.98	23,035.98
10	E	---	---	229000	---	OTHER INSTRUCTIONAL STAF	82,905.00	0.00	40,110.14	48.38	0.00	42,794.86	42,794.86
10	E	---	1--	231000	---	SALARIES	18,500.00	1,425.00	10,750.00	58.11	0.00	7,750.00	7,750.00
10	E	---	2--	231000	---	EMPLOYEE BENEFITS	1,350.00	109.01	822.35	60.91	0.00	527.65	527.65
10	E	---	3--	231000	---	PURCHASED SERVICES	40,000.00	13,564.00	32,269.00	80.67	0.00	7,731.00	7,731.00

Fd	T	Loc	Obj	Func	Prj	Obj	2022-23	January 2022-23	2022-23	2022-23	Encumbered	Unencumbered	Unexpended
							Revised Budget	Monthly Activity	FYTD Activity	FYTD %	Amount	Balance	Balance
10	E	---	4--	231000	---	NON-CAPITAL OBJECTS	4,000.00	695.00	2,065.79	51.64	261.23	1,672.98	1,934.21
10	E	---	9--	231000	---	OTHER EXPENDITURES	8,500.00	0.00	390.00	4.59	0.00	8,110.00	8,110.00
10	E	---	---	231000	---	BOARD OF EDUCATION	72,350.00	15,793.01	46,297.14	63.99	261.23	25,791.63	26,052.86
10	E	---	3--	231500	---	PURCHASED SERVICES	11,500.00	0.00	11,135.16	96.83	0.00	364.84	364.84
10	E	---	---	231500	---	BOARD OF EDUCATION - LEG	11,500.00	0.00	11,135.16	96.83	0.00	364.84	364.84
10	E	---	1--	232000	---	SALARIES	194,888.00	15,474.86	107,294.65	55.05	0.00	87,593.35	87,593.35
10	E	---	2--	232000	---	EMPLOYEE BENEFITS	76,193.00	6,383.39	41,729.30	54.77	0.00	34,463.70	34,463.70
10	E	---	3--	232000	---	PURCHASED SERVICES	2,120.00	0.00	1,197.56	56.49	0.00	922.44	922.44
10	E	---	4--	232000	---	NON-CAPITAL OBJECTS	4,530.00	234.06	1,618.40	35.73	0.00	2,911.60	2,911.60
10	E	---	---	232000	---	CENTRAL ADMINISTRATION	277,731.00	22,092.31	151,839.91	54.67	0.00	125,891.09	125,891.09
10	E	---	3--	232300	---	PURCHASED SERVICES	0.00	120.00	120.00	0.00	0.00	120.00-	120.00-
10	E	---	4--	232300	---	NON-CAPITAL OBJECTS	0.00	53.60	53.60	0.00	0.00	53.60-	53.60-
10	E	---	---	232300	---	STAFF RELATIONS	0.00	173.60	173.60	0.00	0.00	173.60-	173.60-
10	E	---	9--	239000	---	OTHER EXPENDITURES	0.00	0.00	658.88	0.00	0.00	658.88-	658.88-
10	E	---	---	239000	---	OTHER GENERAL ADMINISTRA	0.00	0.00	658.88	0.00	0.00	658.88-	658.88-
10	E	---	1--	240000	---	SALARIES	851,854.00	74,040.89	497,039.18	58.35	0.00	354,814.82	354,814.82
10	E	---	2--	240000	---	EMPLOYEE BENEFITS	453,867.00	34,306.44	216,016.74	47.59	0.00	237,850.26	237,850.26
10	E	---	3--	240000	---	PURCHASED SERVICES	20,015.00	693.44	9,174.51	45.84	0.00	10,840.49	10,840.49
10	E	---	4--	240000	---	NON-CAPITAL OBJECTS	87,978.00	2,361.50	53,713.21	61.05	2,227.64	32,037.15	34,264.79
10	E	---	9--	240000	---	OTHER EXPENDITURES	6,000.00	0.00	1,092.00	18.20	0.00	4,908.00	4,908.00
10	E	---	---	240000	---	BUILDING ADMINISTRATION	1,419,714.00	111,402.27	777,035.64	54.73	2,227.64	640,450.72	642,678.36
10	E	---	1--	252000	---	SALARIES	193,519.00	17,908.17	115,221.08	59.54	0.00	78,297.92	78,297.92
10	E	---	2--	252000	---	EMPLOYEE BENEFITS	82,865.00	8,337.35	50,277.12	60.67	0.00	32,587.88	32,587.88
10	E	---	3--	252000	---	PURCHASED SERVICES	11,370.00	0.00	7,032.81	61.85	2,100.00	2,237.19	4,337.19
10	E	---	4--	252000	---	NON-CAPITAL OBJECTS	1,200.00	0.00	262.93	21.91	1,253.00	315.93-	937.07
10	E	---	9--	252000	---	OTHER EXPENDITURES	7,430.00	25.00	4,728.02	63.63	0.00	2,701.98	2,701.98
10	E	---	---	252000	---	FISCAL	296,384.00	26,270.52	177,521.96	59.90	3,353.00	115,509.04	118,862.04
10	E	---	1--	253000	---	SALARIES	730,056.00	59,740.79	387,501.90	53.08	0.00	342,554.10	342,554.10
10	E	---	2--	253000	---	EMPLOYEE BENEFITS	395,189.00	31,992.87	203,557.23	51.51	0.00	191,631.77	191,631.77
10	E	---	3--	253000	---	PURCHASED SERVICES	535,569.00	65,918.08	291,199.39	54.37	4,847.88	239,521.73	244,369.61
10	E	---	4--	253000	---	NON-CAPITAL OBJECTS	139,400.00	15,877.38	64,017.67	45.92	48,916.36	26,465.97	75,382.33
10	E	---	5--	253000	---	CAPITAL OBJECTS	7,500.00	0.00	44,969.15	599.59	13,500.00	50,969.15-	37,469.15-
10	E	---	9--	253000	---	OTHER EXPENDITURES	2,810.00	45.00	275.00	9.79	0.00	2,535.00	2,535.00

Fd	T	Loc	Obj	Func	Prj	Obj	2022-23	January 2022-23	2022-23	2022-23	Encumbered	Unencumbered	Unexpended
							Revised Budget	Monthly Activity	FYTD Activity	FYTD %	Amount	Balance	Balance
10	E	---	---	253000	---	OPERATION	1,810,524.00	173,574.12	991,520.34	54.76	67,264.24	751,739.42	819,003.66
10	E	---	4--	254000	---	NON-CAPITAL OBJECTS	0.00	0.00	162.66	0.00	0.00	162.66-	162.66-
10	E	---	---	254000	---	MAINTENANCE	0.00	0.00	162.66	0.00	0.00	162.66-	162.66-
10	E	---	1--	254100	---	SALARIES	48,904.00	4,079.62	24,751.98	50.61	0.00	24,152.02	24,152.02
10	E	---	2--	254100	---	EMPLOYEE BENEFITS	17,803.00	1,550.82	9,759.09	54.82	0.00	8,043.91	8,043.91
10	E	---	4--	254100	---	NON-CAPITAL OBJECTS	0.00	0.00	300.43	0.00	0.00	300.43-	300.43-
10	E	---	---	254100	---	DIRECTION OF MAINTENANCE	66,707.00	5,630.44	34,811.50	52.19	0.00	31,895.50	31,895.50
10	E	---	3--	254200	---	PURCHASED SERVICES	181,150.00	2,800.00	81,063.97	44.75	54,318.94	45,767.09	100,086.03
10	E	---	4--	254200	---	NON-CAPITAL OBJECTS	3,400.00	0.00	4,467.79	131.41	0.00	1,067.79-	1,067.79-
10	E	---	5--	254200	---	CAPITAL OBJECTS	0.00	0.00	0.00	0.00	16,479.10-	16,479.10	0.00
10	E	---	---	254200	---	SITE REPAIRS	184,550.00	2,800.00	85,531.76	46.35	37,839.84	61,178.40	99,018.24
10	E	---	3--	254300	---	PURCHASED SERVICES	314,690.00	7,906.28	85,144.74	27.06	258,804.71	29,259.45-	229,545.26
10	E	---	4--	254300	---	NON-CAPITAL OBJECTS	11,650.00	0.00	18,525.58	159.02	3,620.51	10,496.09-	6,875.58-
10	E	---	9--	254300	---	OTHER EXPENDITURES	450.00	0.00	0.00	0.00	0.00	450.00	450.00
10	E	---	---	254300	---	BUILDING REPAIRS	326,790.00	7,906.28	103,670.32	31.72	262,425.22	39,305.54-	223,119.68
10	E	---	3--	254490	---	PURCHASED SERVICES	0.00	1,196.98	7,582.05	0.00	0.00	7,582.05-	7,582.05-
10	E	---	---	254490	---	OTHER EQUIPMENT REPAIRS	0.00	1,196.98	7,582.05	0.00	0.00	7,582.05-	7,582.05-
10	E	---	3--	254500	---	PURCHASED SERVICES	0.00	50.00	50.00	0.00	0.00	50.00-	50.00-
10	E	---	4--	254500	---	NON-CAPITAL OBJECTS	0.00	107.96	107.96	0.00	0.00	107.96-	107.96-
10	E	---	---	254500	---	VEHICLE MAINTENANCE	0.00	157.96	157.96	0.00	0.00	157.96-	157.96-
10	E	---	3--	254900	---	PURCHASED SERVICES	3,575.00	0.00	0.00	0.00	0.00	3,575.00	3,575.00
10	E	---	4--	254900	---	NON-CAPITAL OBJECTS	51,925.00	2,300.00	15,376.59	29.61	618.51-	37,166.92	36,548.41
10	E	---	5--	254900	---	CAPITAL OBJECTS	39,000.00	0.00	0.00	0.00	7,492.00	31,508.00	39,000.00
10	E	---	---	254900	---	OTHER MAINTENANCE	94,500.00	2,300.00	15,376.59	16.27	6,873.49	72,249.92	79,123.41
10	E	---	3--	255100	---	PURCHASED SERVICES	0.00	1,877.00	40,177.00	0.00	62,273.00	102,450.00-	40,177.00-
10	E	---	4--	255100	---	NON-CAPITAL OBJECTS	0.00	1,287.68	1,287.68	0.00	227.96	1,515.64-	1,287.68-
10	E	---	5--	255100	---	CAPITAL OBJECTS	0.00	21,535.00	33,150.40	0.00	0.00	33,150.40-	33,150.40-
10	E	---	---	255100	---	CONSTRUCTION	0.00	24,699.68	74,615.08	0.00	62,500.96	137,116.04-	74,615.08-
10	E	---	5--	255200	---	CAPITAL OBJECTS	0.00	0.00	33,605.30	0.00	0.00	33,605.30-	33,605.30-
10	E	---	---	255200	---	SITE REPAIRS	0.00	0.00	33,605.30	0.00	0.00	33,605.30-	33,605.30-

Fd	T	Loc	Obj	Func	Prj	Obj	2022-23	January 2022-23	2022-23	2022-23	Encumbered	Unencumbered	Unexpended
							Revised Budget	Monthly Activity	FYTD Activity	FYTD %	Amount	Balance	Balance
10	E	---	3--	255300	---	PURCHASED SERVICES	141,300.00	0.00	26,524.00	18.77	12,690.00	102,086.00	114,776.00
10	E	---	4--	255300	---	NON-CAPITAL OBJECTS	0.00	0.00	56,434.86	0.00	0.00	56,434.86-	56,434.86-
10	E	---	5--	255300	---	CAPITAL OBJECTS	25,000.00	0.00	47,925.00	191.70	232,256.65	255,181.65-	22,925.00-
10	E	---	---	255300	---	REMODELING	166,300.00	0.00	130,883.86	78.70	244,946.65	209,530.51-	35,416.14
10	E	---	3--	255400	---	PURCHASED SERVICES	51,900.00	5,000.00	36,375.00	70.09	0.00	15,525.00	15,525.00
10	E	---	---	255400	---	RENTAL IN LIEU OF PURCHA	51,900.00	5,000.00	36,375.00	70.09	0.00	15,525.00	15,525.00
10	E	---	5--	256300	---	CAPITAL OBJECTS	0.00	0.00	37,219.00	0.00	0.00	37,219.00-	37,219.00-
10	E	---	---	256300	---	VEHICLE ACQUISITION	0.00	0.00	37,219.00	0.00	0.00	37,219.00-	37,219.00-
10	E	---	3--	256710	---	PURCHASED SERVICES	1,187,930.00	102,851.84	454,019.09	38.22	0.00	733,910.91	733,910.91
10	E	---	---	256710	---	CONTR TRANSPORTATION-FLE	1,187,930.00	102,851.84	454,019.09	38.22	0.00	733,910.91	733,910.91
10	E	---	3--	256720	---	PURCHASED SERVICES	15,000.00	1,251.71	6,616.96	44.11	0.00	8,383.04	8,383.04
10	E	---	---	256720	---	SHUTTLE SERVICE	15,000.00	1,251.71	6,616.96	44.11	0.00	8,383.04	8,383.04
10	E	---	3--	256741	---	PURCHASED SERVICES	17,000.00	1,034.35	6,525.91	38.39	0.00	10,474.09	10,474.09
10	E	---	---	256741	---	OTHER CO-CURRICULAR TRAV	17,000.00	1,034.35	6,525.91	38.39	0.00	10,474.09	10,474.09
10	E	---	3--	256742	---	PURCHASED SERVICES	109,180.00	20,651.67	70,126.25	64.23	0.00	39,053.75	39,053.75
10	E	---	---	256742	---	ATHLETIC TRANSPORTATION	109,180.00	20,651.67	70,126.25	64.23	0.00	39,053.75	39,053.75
10	E	---	3--	256770	---	PURCHASED SERVICES	28,000.00	1,940.66	4,137.34	14.78	0.00	23,862.66	23,862.66
10	E	---	---	256770	---	FIELD TRIPS	28,000.00	1,940.66	4,137.34	14.78	0.00	23,862.66	23,862.66
10	E	---	3--	259000	---	PURCHASED SERVICES	0.00	439.43	2,505.72	0.00	0.00	2,505.72-	2,505.72-
10	E	---	---	259000	---	OTHER BUSINESS ADMINISTR	0.00	439.43	2,505.72	0.00	0.00	2,505.72-	2,505.72-
10	E	---	3--	260000	---	PURCHASED SERVICES	111,800.00	14,142.30	69,123.91	61.83	0.00	42,676.09	42,676.09
10	E	---	4--	260000	---	NON-CAPITAL OBJECTS	29,000.00	426.27	24,498.14	84.48	7,504.77	3,002.91-	4,501.86
10	E	---	---	260000	---	CENTRAL SERVICES	140,800.00	14,568.57	93,622.05	66.49	7,504.77	39,673.18	47,177.95
10	E	---	1--	264400	---	SALARIES	0.00	0.00	33.52	0.00	0.00	33.52-	33.52-
10	E	---	2--	264400	---	EMPLOYEE BENEFITS	0.00	0.00	4.39	0.00	0.00	4.39-	4.39-
10	E	---	3--	264400	---	PURCHASED SERVICES	0.00	0.00	243.04	0.00	0.00	243.04-	243.04-
10	E	---	---	264400	---	NONINSTRUCTIONAL STAFF T	0.00	0.00	280.95	0.00	0.00	280.95-	280.95-
10	E	---	7--	270000	---	INSURANCE AND JUDGEMENTS	163,158.00	0.00	36,901.95	22.62	0.00	126,256.05	126,256.05
10	E	---	---	270000	---	INSURANCE AND JUDGMENTS	163,158.00	0.00	36,901.95	22.62	0.00	126,256.05	126,256.05

Fd	T	Loc	Obj	Func	Prj	Obj	2022-23	January 2022-23	2022-23	2022-23	Encumbered	Unencumbered	Unexpended
							Revised Budget	Monthly Activity	FYTD Activity	FYTD %	Amount	Balance	Balance
10	E	---	6--	283000	---	DEBT RETIREMENT	40,000.00	0.00	3,069.43	7.67	0.00	36,930.57	36,930.57
10	E	---	---	283000	---	OPERATIONAL DEBT	40,000.00	0.00	3,069.43	7.67	0.00	36,930.57	36,930.57
10	E	---	2--	292000	---	EMPLOYEE BENEFITS	210,000.00	0.00	0.00	0.00	0.00	210,000.00	210,000.00
10	E	---	---	292000	---	OTHER RETIREE PAYMENTS	210,000.00	0.00	0.00	0.00	0.00	210,000.00	210,000.00
10	E	---	1--	295000	---	SALARIES	183,598.00	14,001.97	134,281.57	73.14	0.00	49,316.43	49,316.43
10	E	---	2--	295000	---	EMPLOYEE BENEFITS	94,635.00	7,658.32	58,053.17	61.34	0.00	36,581.83	36,581.83
10	E	---	3--	295000	---	PURCHASED SERVICES	156,907.00	1,857.38-	237,471.26	151.35	14,958.99	95,523.25-	80,564.26-
10	E	---	4--	295000	---	NON-CAPITAL OBJECTS	67,710.00	1,644.22	85,046.52	125.60	27,849.01	45,185.53-	17,336.52-
10	E	---	5--	295000	---	CAPITAL OBJECTS	0.00	0.00	28,753.50	0.00	0.00	28,753.50-	28,753.50-
10	E	---	---	295000	---	ADMINISTRATIVE TECHNOLOG	502,850.00	21,447.13	543,606.02	108.11	42,808.00	83,564.02-	40,756.02-
10	E	---	2--	299000	---	EMPLOYEE BENEFITS	40,000.00	0.00	0.00	0.00	0.00	40,000.00	40,000.00
10	E	---	3--	299000	---	PURCHASED SERVICES	4,247.00	0.00	2,578.50	60.71	0.00	1,668.50	1,668.50
10	E	---	---	299000	---	MISCELLANEOUS	44,247.00	0.00	2,578.50	5.83	0.00	41,668.50	41,668.50
10	E	---	---	2-----	---	SUPPORT SERVICES	9,201,231.00	727,605.62	5,130,757.64	55.76	962,472.54	3,108,000.82	4,070,473.36
10	E	---	8--	411000	---	OPERATING TRANSFER - OUT	11,073,287.00	0.00	0.00	0.00	0.00	11,073,287.00	11,073,287.00
10	E	---	---	411000	---	TRANSFER FROM FUND 10	11,073,287.00	0.00	0.00	0.00	0.00	11,073,287.00	11,073,287.00
10	E	---	3--	431000	---	PURCHASED SERVICES	5,000.00	1,666.67	6,204.13	124.08	0.00	1,204.13-	1,204.13-
10	E	---	---	431000	---	GENERAL TUITION PAYMENTS	5,000.00	1,666.67	6,204.13	124.08	0.00	1,204.13-	1,204.13-
10	E	---	3--	435000	---	PURCHASED SERVICES	380,000.00	0.00	0.00	0.00	0.00	380,000.00	380,000.00
10	E	---	---	435000	---	OPEN ENROLLMENT PAYMENTS	380,000.00	0.00	0.00	0.00	0.00	380,000.00	380,000.00
10	E	---	3--	438000	---	PURCHASED SERVICES	284,091.00	0.00	0.00	0.00	0.00	284,091.00	284,091.00
10	E	---	---	438000	---	GENERAL AID REDUCTION	284,091.00	0.00	0.00	0.00	0.00	284,091.00	284,091.00
10	E	---	9--	491000	---	OTHER EXPENDITURES	0.00	0.00	1,208.06	0.00	0.00	1,208.06-	1,208.06-
10	E	---	---	491000	---	SPEC REV TRANSFERS TO OT	0.00	0.00	1,208.06	0.00	0.00	1,208.06-	1,208.06-
10	E	---	---	4-----	---	NON-PROGRAM TRANSACTIONS	11,742,378.00	1,666.67	7,412.19	0.06	0.00	11,734,965.81	11,734,965.81
10	-	---	---	-----	---	GENERAL FUND	33,719,803.00	1,728,288.75	10,403,855.07	30.85	1,121,711.99	22,194,235.94	23,315,947.93

Fd	T	Loc	Obj	Func	Prj	Obj	2022-23	January 2022-23	2022-23	2022-23	Encumbered	Unencumbered	Unexpended
							Revised Budget	Monthly Activity	FYTD Activity	FYTD %	Amount	Balance	Balance
21	E	---	4--	110000	---	NON-CAPITAL OBJECTS	0.00	0.00	203.99	0.00	0.00	203.99-	203.99-
21	E	---	---	110000	---	UNDIFFERENTIATED CURRICU	0.00	0.00	203.99	0.00	0.00	203.99-	203.99-
21	E	---	1--	120000	---	SALARIES	0.00	0.00	350.00	0.00	0.00	350.00-	350.00-
21	E	---	2--	120000	---	EMPLOYEE BENEFITS	0.00	0.00	49.53	0.00	0.00	49.53-	49.53-
21	E	---	4--	120000	---	NON-CAPITAL OBJECTS	0.00	6,581.98	50,129.95	0.00	109.61-	50,020.34-	50,129.95-
21	E	---	9--	120000	---	OTHER EXPENDITURES	0.00	0.00	2,875.00	0.00	0.00	2,875.00-	2,875.00-
21	E	---	---	120000	---	REGULAR CURRICULUM	0.00	6,581.98	53,404.48	0.00	109.61-	53,294.87-	53,404.48-
21	E	---	4--	121000	---	NON-CAPITAL OBJECTS	0.00	0.00	1,027.97	0.00	0.00	1,027.97-	1,027.97-
21	E	---	---	121000	---	ART	0.00	0.00	1,027.97	0.00	0.00	1,027.97-	1,027.97-
21	E	---	4--	135000	---	NON-CAPITAL OBJECTS	0.00	0.00	999.00	0.00	0.00	999.00-	999.00-
21	E	---	---	135000	---	HOME ECONOMICS	0.00	0.00	999.00	0.00	0.00	999.00-	999.00-
21	E	---	4--	136000	---	NON-CAPITAL OBJECTS	0.00	0.00	2,464.84	0.00	0.00	2,464.84-	2,464.84-
21	E	---	---	136000	---	TECHNOLOGY EDUCATION	0.00	0.00	2,464.84	0.00	0.00	2,464.84-	2,464.84-
21	E	---	---	1-----	---	INSTRUCTION	0.00	6,581.98	58,100.28	0.00	109.61-	57,990.67-	58,100.28-
21	E	---	4--	214000	---	NON-CAPITAL OBJECTS	0.00	0.00	1,996.40	0.00	0.00	1,996.40-	1,996.40-
21	E	---	---	214000	---	PUPIL SERVICES - NURSE	0.00	0.00	1,996.40	0.00	0.00	1,996.40-	1,996.40-
21	E	---	4--	219000	---	NON-CAPITAL OBJECTS	0.00	0.00	4,790.13	0.00	0.00	4,790.13-	4,790.13-
21	E	---	---	219000	---	OTHER PUPIL SERVICES	0.00	0.00	4,790.13	0.00	0.00	4,790.13-	4,790.13-
21	E	---	3--	240000	---	PURCHASED SERVICES	0.00	1,437.50	16,385.37	0.00	0.00	16,385.37-	16,385.37-
21	E	---	4--	240000	---	NON-CAPITAL OBJECTS	0.00	10,331.82	154,383.85	0.00	1,289.14	155,672.99-	154,383.85-
21	E	---	9--	240000	---	OTHER EXPENDITURES	0.00	2,562.00	15,628.27	0.00	0.00	15,628.27-	15,628.27-
21	E	---	---	240000	---	BUILDING ADMINISTRATION	0.00	14,331.32	186,397.49	0.00	1,289.14	187,686.63-	186,397.49-
21	E	---	5--	255200	---	CAPITAL OBJECTS	0.00	0.00	44,486.70	0.00	32,993.80-	11,492.90-	44,486.70-
21	E	---	---	255200	---	SITE REPAIRS	0.00	0.00	44,486.70	0.00	32,993.80-	11,492.90-	44,486.70-
21	E	---	3--	256770	---	PURCHASED SERVICES	0.00	0.00	6,528.00	0.00	0.00	6,528.00-	6,528.00-
21	E	---	---	256770	---	FIELD TRIPS	0.00	0.00	6,528.00	0.00	0.00	6,528.00-	6,528.00-
21	E	---	---	2-----	---	SUPPORT SERVICES	0.00	14,331.32	244,198.72	0.00	31,704.66-	212,494.06-	244,198.72-
21	E	---	3--	450000	---	PURCHASED SERVICES	0.00	46,737.64	46,737.64	0.00	0.00	46,737.64-	46,737.64-

Fd	T	Loc	Obj	Func	Prj	Obj	2022-23 Revised Budget	January 2022-23 Monthly Activity	2022-23 FYTD Activity	2022-23 FYTD %	Encumbered Amount	Unencumbered Balance	Unexpended Balance
21	E	---	---	450000	---	POST-SECONDARY SCHOLARSH	0.00	46,737.64	46,737.64	0.00	0.00	46,737.64-	46,737.64-
21	E	---	---	4-----	---	NON-PROGRAM TRANSACTIONS	0.00	46,737.64	46,737.64	0.00	0.00	46,737.64-	46,737.64-
21	-	---	---	-----	---	GIFT FUND	0.00	67,650.94	349,036.64	0.00	31,814.27-	317,222.37-	349,036.64-

Fd	T	Loc	Obj	Func	Prj	Obj	2022-23	January 2022-23	2022-23	2022-23	Encumbered	Unencumbered	Unexpended
							Revised Budget	Monthly Activity	FYTD Activity	FYTD %	Amount	Balance	Balance
27	E	---	1--	152000	---	SALARIES	47,900.00	3,991.68	19,958.40	41.67	0.00	27,941.60	27,941.60
27	E	---	2--	152000	---	EMPLOYEE BENEFITS	7,036.61	590.38	2,904.00	41.27	0.00	4,132.61	4,132.61
27	E	---	4--	152000	---	NON-CAPITAL OBJECTS	15,500.00	44.31	1,405.90	9.07	0.00	14,094.10	14,094.10
27	E	---	9--	152000	---	OTHER EXPENDITURES	950.00	0.00	600.00	63.16	0.00	350.00	350.00
27	E	---	---	152000	---	EARLY CHILDHOOD	71,386.61	4,626.37	24,868.30	34.84	0.00	46,518.31	46,518.31
27	E	---	1--	156110	---	SALARIES	31,852.00	3,438.53	16,987.77	53.33	0.00	14,864.23	14,864.23
27	E	---	2--	156110	---	EMPLOYEE BENEFITS	16,449.00	1,796.57	8,191.19	49.80	0.00	8,257.81	8,257.81
27	E	---	---	156110	---	HEARING IMPAIRMENT	48,301.00	5,235.10	25,178.96	52.13	0.00	23,122.04	23,122.04
27	E	---	1--	156600	---	SALARIES	537,032.00	39,822.02	237,974.28	44.31	0.00	299,057.72	299,057.72
27	E	---	2--	156600	---	EMPLOYEE BENEFITS	265,242.00	20,711.89	114,541.83	43.18	0.00	150,700.17	150,700.17
27	E	---	3--	156600	---	PURCHASED SERVICES	800.00	149.13	1,318.66	164.83	0.00	518.66-	518.66-
27	E	---	4--	156600	---	NON-CAPITAL OBJECTS	5,200.00	211.62	6,616.86	127.25	291.37	1,708.23-	1,416.86-
27	E	---	9--	156600	---	OTHER EXPENDITURES	1,060.00	0.00	675.00	63.68	0.00	385.00	385.00
27	E	---	---	156600	---	SPEECH/LANGUAGE	809,334.00	60,894.66	361,126.63	44.62	291.37	447,916.00	448,207.37
27	E	---	3--	156700	---	PURCHASED SERVICES	0.00	2,278.18	8,264.95	0.00	0.00	8,264.95-	8,264.95-
27	E	---	---	156700	---	VISUALLY IMPAIRED	0.00	2,278.18	8,264.95	0.00	0.00	8,264.95-	8,264.95-
27	E	---	1--	158700	---	SALARIES	2,527,215.00	186,739.10	1,070,250.09	42.35	0.00	1,456,964.91	1,456,964.91
27	E	---	2--	158700	---	EMPLOYEE BENEFITS	1,380,507.39	104,661.77	568,453.07	41.18	0.00	812,054.32	812,054.32
27	E	---	3--	158700	---	PURCHASED SERVICES	21,000.00	3,732.99	16,255.39	77.41	6,024.99	1,280.38-	4,744.61
27	E	---	4--	158700	---	NON-CAPITAL OBJECTS	112,500.00	6,042.97	62,524.70	55.58	13,036.69	36,938.61	49,975.30
27	E	---	5--	158700	---	CAPITAL OBJECTS	7,000.00	0.00	6,552.00	93.60	0.00	448.00	448.00
27	E	---	9--	158700	---	OTHER EXPENDITURES	1,000.00	535.00	535.00	53.50	0.00	465.00	465.00
27	E	---	---	158700	---	CROSS CATEGORICAL	4,049,222.39	301,711.83	1,724,570.25	42.59	19,061.68	2,305,590.46	2,324,652.14
27	E	---	4--	158777	---	NON-CAPITAL OBJECTS	0.00	0.00	209.43	0.00	23.22	232.65-	209.43-
27	E	---	---	158777	---	RVA CROSS CATEGORICAL	0.00	0.00	209.43	0.00	23.22	232.65-	209.43-
27	E	---	9--	159100	---	OTHER EXPENDITURES	2,000.00	0.00	2,206.00	110.30	0.00	206.00-	206.00-
27	E	---	---	159100	---	SPECIAL ED ASSISTANTS	2,000.00	0.00	2,206.00	110.30	0.00	206.00-	206.00-
27	E	---	1--	159180	---	SALARIES	776,579.00	85,209.24	419,296.07	53.99	0.00	357,282.93	357,282.93
27	E	---	2--	159180	---	EMPLOYEE BENEFITS	488,464.00	54,454.66	229,649.12	47.01	0.00	258,814.88	258,814.88
27	E	---	---	159180	---	CROSS CATEGORICAL - ASST	1,265,043.00	139,663.90	648,945.19	51.30	0.00	616,097.81	616,097.81
27	E	---	1--	159300	---	SALARIES	29,583.00	2,321.52	11,607.60	39.24	0.00	17,975.40	17,975.40
27	E	---	2--	159300	---	EMPLOYEE BENEFITS	15,970.00	1,266.40	6,076.24	38.05	0.00	9,893.76	9,893.76

Fd	T	Loc	Obj	Func	Prj	Obj	2022-23	January 2022-23	2022-23	2022-23	Encumbered	Unencumbered	Unexpended
							Revised Budget	Monthly Activity	FYTD Activity	FYTD %	Amount	Balance	Balance
27	E	---	4--	159300	---	NON-CAPITAL OBJECTS	0.00	0.00	293.03	0.00	0.00	293.03-	293.03-
27	E	---	---	159300	---	ADAPTIVE PHY ED	45,553.00	3,587.92	17,976.87	39.46	0.00	27,576.13	27,576.13
27	E	---	---	1-----	---	INSTRUCTION	6,290,840.00	517,997.96	2,813,346.58	44.72	19,376.27	3,458,117.15	3,477,493.42
27	E	---	1--	212000	---	SALARIES	75,150.00	6,379.18	31,895.90	42.44	0.00	43,254.10	43,254.10
27	E	---	2--	212000	---	EMPLOYEE BENEFITS	51,113.00	4,058.49	19,526.01	38.20	0.00	31,586.99	31,586.99
27	E	---	3--	212000	---	PURCHASED SERVICES	0.00	0.00	107.44	0.00	0.00	107.44-	107.44-
27	E	---	---	212000	---	SOCIAL WORK	126,263.00	10,437.67	51,529.35	40.81	0.00	74,733.65	74,733.65
27	E	---	4--	213000	---	NON-CAPITAL OBJECTS	0.00	134.61	134.61	0.00	0.00	134.61-	134.61-
27	E	---	---	213000	---	PUPIL SERVICES - GUIDANC	0.00	134.61	134.61	0.00	0.00	134.61-	134.61-
27	E	---	1--	215000	---	SALARIES	459,749.00	44,572.44	264,129.52	57.45	0.00	195,619.48	195,619.48
27	E	---	2--	215000	---	EMPLOYEE BENEFITS	208,938.00	20,276.92	113,152.85	54.16	0.00	95,785.15	95,785.15
27	E	---	3--	215000	---	PURCHASED SERVICES	0.00	68.20	68.20	0.00	0.00	68.20-	68.20-
27	E	---	4--	215000	---	NON-CAPITAL OBJECTS	3,000.00	47.06	3,856.66	128.56	0.00	856.66-	856.66-
27	E	---	---	215000	---	PSYCHOLOGICAL SERVICES	671,687.00	64,964.62	381,207.23	56.75	0.00	290,479.77	290,479.77
27	E	---	3--	215200	---	PURCHASED SERVICES	3,590.00	388.98	987.61	27.51	0.00	2,602.39	2,602.39
27	E	---	4--	215200	---	NON-CAPITAL OBJECTS	3,850.00	0.00	2,291.86	59.53	1,554.90	3.24	1,558.14
27	E	---	9--	215200	---	OTHER EXPENDITURES	0.00	0.00	125.00	0.00	0.00	125.00-	125.00-
27	E	---	---	215200	---	DIRECT PSYCHOLOGICAL SER	7,440.00	388.98	3,404.47	45.76	1,554.90	2,480.63	4,035.53
27	E	---	1--	218100	---	SALARIES	228,397.00	20,718.80	127,255.10	55.72	0.00	101,141.90	101,141.90
27	E	---	2--	218100	---	EMPLOYEE BENEFITS	81,493.00	8,148.85	40,474.14	49.67	0.00	41,018.86	41,018.86
27	E	---	3--	218100	---	PURCHASED SERVICES	600.00	780.75	2,877.87	479.65	0.00	2,277.87-	2,277.87-
27	E	---	4--	218100	---	NON-CAPITAL OBJECTS	5,000.00	25.33	2,510.50	50.21	271.92	2,217.58	2,489.50
27	E	---	9--	218100	---	OTHER EXPENDITURES	310.00	0.00	0.00	0.00	0.00	310.00	310.00
27	E	---	---	218100	---	OCCUPATIONAL THERAPY	315,800.00	29,673.73	173,117.61	54.82	271.92	142,410.47	142,682.39
27	E	---	1--	218200	---	SALARIES	69,728.00	5,810.68	29,053.40	41.67	0.00	40,674.60	40,674.60
27	E	---	2--	218200	---	EMPLOYEE BENEFITS	36,528.00	2,954.31	14,510.55	39.72	0.00	22,017.45	22,017.45
27	E	---	3--	218200	---	PURCHASED SERVICES	600.00	793.44	7,787.19	1,297.87	0.00	7,187.19-	7,187.19-
27	E	---	4--	218200	---	NON-CAPITAL OBJECTS	3,000.00	0.00	0.00	0.00	412.47	2,587.53	3,000.00
27	E	---	---	218200	---	PHYSICAL THERAPY	109,856.00	9,558.43	51,351.14	46.74	412.47	58,092.39	58,504.86
27	E	---	3--	219000	---	PURCHASED SERVICES	0.00	0.00	250.00	0.00	0.00	250.00-	250.00-
27	E	---	4--	219000	---	NON-CAPITAL OBJECTS	0.00	0.00	1,936.01	0.00	0.00	1,936.01-	1,936.01-
27	E	---	---	219000	---	OTHER PUPIL SERVICES	0.00	0.00	2,186.01	0.00	0.00	2,186.01-	2,186.01-

Fd	T	Loc	Obj	Func	Prj	Obj	2022-23	January 2022-23	2022-23	2022-23	Encumbered	Unencumbered	Unexpended
							Revised Budget	Monthly Activity	FYTD Activity	FYTD %	Amount	Balance	Balance
27	E	---	1--	221200	---	SALARIES	0.00	109.65	1,501.15	0.00	0.00	1,501.15-	1,501.15-
27	E	---	2--	221200	---	EMPLOYEE BENEFITS	0.00	14.28	209.77	0.00	0.00	209.77-	209.77-
27	E	---	---	221200	---	CURRICULUM DEVELOPMENT	0.00	123.93	1,710.92	0.00	0.00	1,710.92-	1,710.92-
27	E	---	1--	221300	---	SALARIES	0.00	5,487.65	30,761.57	0.00	0.00	30,761.57-	30,761.57-
27	E	---	2--	221300	---	EMPLOYEE BENEFITS	5,000.00	1,355.26	7,534.51	150.69	0.00	2,534.51-	2,534.51-
27	E	---	3--	221300	---	PURCHASED SERVICES	30,500.00	631.25	8,132.24	26.66	0.00	22,367.76	22,367.76
27	E	---	4--	221300	---	NON-CAPITAL OBJECTS	6,000.00	0.00	2,623.59	43.73	1,041.39	2,335.02	3,376.41
27	E	---	---	221300	---	INSTRUCTIONAL STAFF TRAI	41,500.00	7,474.16	49,051.91	118.20	1,041.39	8,593.30-	7,551.91-
27	E	---	4--	221900	---	NON-CAPITAL OBJECTS	3,500.00	0.00	68.77	1.96	0.00	3,431.23	3,431.23
27	E	---	---	221900	---	OTHER IMPROVEMENT OF INS	3,500.00	0.00	68.77	1.96	0.00	3,431.23	3,431.23
27	E	---	1--	223300	---	SALARIES	114,893.00	9,574.42	67,020.94	58.33	0.00	47,872.06	47,872.06
27	E	---	2--	223300	---	EMPLOYEE BENEFITS	28,631.00	2,357.12	16,197.92	56.57	0.00	12,433.08	12,433.08
27	E	---	3--	223300	---	PURCHASED SERVICES	3,500.00	0.00	0.00	0.00	0.00	3,500.00	3,500.00
27	E	---	4--	223300	---	NON-CAPITAL OBJECTS	1,000.00	0.00	0.00	0.00	0.00	1,000.00	1,000.00
27	E	---	---	223300	---	SUP/COOR EXCEPTIONAL EDU	148,024.00	11,931.54	83,218.86	56.22	0.00	64,805.14	64,805.14
27	E	---	1--	223390	---	SALARIES	45,289.00	3,980.19	25,166.94	55.57	0.00	20,122.06	20,122.06
27	E	---	2--	223390	---	EMPLOYEE BENEFITS	29,349.00	2,649.63	15,834.77	53.95	0.00	13,514.23	13,514.23
27	E	---	3--	223390	---	PURCHASED SERVICES	0.00	0.00	3,566.00	0.00	526.45	4,092.45-	3,566.00-
27	E	---	4--	223390	---	NON-CAPITAL OBJECTS	0.00	0.00	25.60	0.00	0.00	25.60-	25.60-
27	E	---	---	223390	---	SPECIAL ED SUPERIVSION &	74,638.00	6,629.82	44,593.31	59.75	526.45	29,518.24	30,044.69
27	E	---	3--	252000	---	PURCHASED SERVICES	0.00	0.00	11,298.00	0.00	0.00	11,298.00-	11,298.00-
27	E	---	---	252000	---	FISCAL	0.00	0.00	11,298.00	0.00	0.00	11,298.00-	11,298.00-
27	E	---	4--	254410	---	NON-CAPITAL OBJECTS	0.00	0.00	21.00	0.00	0.00	21.00-	21.00-
27	E	---	---	254410	---	INSTRUCTIONAL EQUIPMENT	0.00	0.00	21.00	0.00	0.00	21.00-	21.00-
27	E	---	5--	255200	---	CAPITAL OBJECTS	50,000.00	0.00	0.00	0.00	16,479.10-	66,479.10	50,000.00
27	E	---	---	255200	---	SITE REPAIRS	50,000.00	0.00	0.00	0.00	16,479.10-	66,479.10	50,000.00
27	E	---	3--	255400	---	PURCHASED SERVICES	10,000.00	0.00	8,878.75	88.79	0.00	1,121.25	1,121.25
27	E	---	---	255400	---	RENTAL IN LIEU OF PURCHA	10,000.00	0.00	8,878.75	88.79	0.00	1,121.25	1,121.25
27	E	---	1--	256250	---	SALARIES	60,934.00	6,004.61	31,517.62	51.72	0.00	29,416.38	29,416.38
27	E	---	2--	256250	---	EMPLOYEE BENEFITS	46,936.00	4,931.45	23,014.33	49.03	0.00	23,921.67	23,921.67
27	E	---	3--	256250	---	PURCHASED SERVICES	27,000.00	5,787.62	14,705.34	54.46	0.00	12,294.66	12,294.66

Fd	T	Loc	Obj	Func	Prj	Obj	2022-23	January 2022-23	2022-23	2022-23	Encumbered	Unencumbered	Unexpended
							Revised Budget	Monthly Activity	FYTD Activity	FYTD %	Amount	Balance	Balance
27	E	---	4--	256250	---	NON-CAPITAL OBJECTS	1,000.00	0.00	0.00	0.00	0.00	1,000.00	1,000.00
27	E	---	---	256250	---	SP ED TRANSPORTATION - D	135,870.00	16,723.68	69,237.29	50.96	0.00	66,632.71	66,632.71
27	E	---	3--	256600	---	PURCHASED SERVICES	0.00	0.00	162.81	0.00	0.00	162.81-	162.81-
27	E	---	---	256600	---	VEHICLE SERVICING	0.00	0.00	162.81	0.00	0.00	162.81-	162.81-
27	E	---	3--	256750	---	PURCHASED SERVICES	0.00	1,332.00	6,138.00	0.00	0.00	6,138.00-	6,138.00-
27	E	---	---	256750	---	CONTRACTED SP ED TRANSP-	0.00	1,332.00	6,138.00	0.00	0.00	6,138.00-	6,138.00-
27	E	---	3--	256770	---	PURCHASED SERVICES	4,000.00	0.00	0.00	0.00	0.00	4,000.00	4,000.00
27	E	---	---	256770	---	FIELD TRIPS	4,000.00	0.00	0.00	0.00	0.00	4,000.00	4,000.00
27	E	---	7--	256800	---	INSURANCE AND JUDGEMENTS	2,000.00	0.00	2,386.00	119.30	0.00	386.00-	386.00-
27	E	---	---	256800	---	INSURANCE SERVICES	2,000.00	0.00	2,386.00	119.30	0.00	386.00-	386.00-
27	E	---	3--	259000	---	PURCHASED SERVICES	0.00	0.00	890.56	0.00	0.00	890.56-	890.56-
27	E	---	---	259000	---	OTHER BUSINESS ADMINISTR	0.00	0.00	890.56	0.00	0.00	890.56-	890.56-
27	E	---	3--	263300	---	PURCHASED SERVICES	2,000.00	35.70	1,162.37	58.12	0.00	837.63	837.63
27	E	---	---	263300	---	PUBLIC INFORMATION	2,000.00	35.70	1,162.37	58.12	0.00	837.63	837.63
27	E	---	3--	264400	---	PURCHASED SERVICES	0.00	329.57	988.71	0.00	0.00	988.71-	988.71-
27	E	---	---	264400	---	NONINSTRUCTIONAL STAFF T	0.00	329.57	988.71	0.00	0.00	988.71-	988.71-
27	E	---	---	2-----	---	SUPPORT SERVICES	1,702,578.00	159,738.44	942,737.68	55.37	12,671.97-	772,512.29	759,840.32
27	E	---	3--	436611	---	PURCHASED SERVICES	75,206.00	0.00	25,050.00	33.31	0.00	50,156.00	50,156.00
27	E	---	---	436611	---	HEARING IMPAIRMENT	75,206.00	0.00	25,050.00	33.31	0.00	50,156.00	50,156.00
27	E	---	3--	436670	---	PURCHASED SERVICES	0.00	0.00	12,303.00	0.00	0.00	12,303.00-	12,303.00-
27	E	---	---	436670	---	VISUAL IMPAIRMENT	0.00	0.00	12,303.00	0.00	0.00	12,303.00-	12,303.00-
27	E	---	---	4-----	---	NON-PROGRAM TRANSACTIONS	75,206.00	0.00	37,353.00	49.67	0.00	37,853.00	37,853.00
27	-	---	---	-----	---	SPECIAL EDUCATION FUND	8,068,624.00	677,736.40	3,793,437.26	47.01	6,704.30	4,268,482.44	4,275,186.74

Fd	T	Loc	Obj	Func	Prj	Obj	2022-23 Revised Budget	January 2022-23 Monthly Activity	2022-23 FYTD Activity	2022-23 FYTD %	Encumbered Amount	Unencumbered Balance	Unexpended Balance
38	E	---	6--	281000	---	DEBT REITREMENT	85,737.00	0.00	0.00	0.00	0.00	85,737.00	85,737.00
38	E	---	---	281000	---	LONG-TERM CAPITAL DEBT	85,737.00	0.00	0.00	0.00	0.00	85,737.00	85,737.00
38	E	---	6--	282000	---	DEBT REITREMENT	0.00	0.00	4,018.30	0.00	0.00	4,018.30-	4,018.30-
38	E	---	---	282000	---	REFINANCING	0.00	0.00	4,018.30	0.00	0.00	4,018.30-	4,018.30-
38	E	---	---	2-----	---	SUPPORT SERVICES	85,737.00	0.00	4,018.30	4.69	0.00	81,718.70	81,718.70
38	-	---	---	-----	---	Non-Referendum Debt Serv	85,737.00	0.00	4,018.30	4.69	0.00	81,718.70	81,718.70

Fd	T	Loc	Obj	Func	Prj	Obj	2022-23	January 2022-23	2022-23	2022-23	Encumbered	Unencumbered	Unexpended
							Revised Budget	Monthly Activity	FYTD Activity	FYTD %	Amount	Balance	Balance
39	E	---	6--	281000	---	DEBT REITREMENT	112,200.00	0.00	1,100.00	0.98	0.00	111,100.00	111,100.00
39	E	---	---	281000	---	LONG-TERM CAPITAL DEBT	112,200.00	0.00	1,100.00	0.98	0.00	111,100.00	111,100.00
39	E	---	---	2-----	---	SUPPORT SERVICES	112,200.00	0.00	1,100.00	0.98	0.00	111,100.00	111,100.00
39	-	---	---	-----	---	REFERENDUM APPROVED DEBT	112,200.00	0.00	1,100.00	0.98	0.00	111,100.00	111,100.00

Fd	T	Loc	Obj	Func	Prj	Obj	2022-23 Revised Budget	January 2022-23 Monthly Activity	2022-23 FYTD Activity	2022-23 FYTD %	Encumbered Amount	Unencumbered Balance	Unexpended Balance
49	E	---	3--	255300	---	PURCHASED SERVICES	0.00	0.00	179,085.73	0.00	53,074.84-	126,010.89-	179,085.73-
49	E	---	4--	255300	---	NON-CAPITAL OBJECTS	789,225.00	0.00	10,461.90	1.33	0.00	778,763.10	778,763.10
49	E	---	5--	255300	---	CAPITAL OBJECTS	0.00	0.00	0.00	0.00	677,147.27	677,147.27-	0.00
49	E	---	---	255300	---	REMODELING	789,225.00	0.00	189,547.63	24.02	624,072.43	24,395.06-	599,677.37
49	E	---	7--	270000	---	INSURANCE AND JUDGEMENTS	0.00	0.00	743.00	0.00	0.00	743.00-	743.00-
49	E	---	---	270000	---	INSURANCE AND JUDGMENTS	0.00	0.00	743.00	0.00	0.00	743.00-	743.00-
49	E	---	---	2-----	---	SUPPORT SERVICES	789,225.00	0.00	190,290.63	24.11	624,072.43	25,138.06-	598,934.37
49	-	---	---	-----	---	OTHER CAPITAL PROJECTS F	789,225.00	0.00	190,290.63	24.11	624,072.43	25,138.06-	598,934.37

Fd	T	Loc	Obj	Func	Prj	Obj	2022-23	January 2022-23	2022-23	2022-23	Encumbered	Unencumbered	Unexpended
							Revised Budget	Monthly Activity	FYTD Activity	FYTD %	Amount	Balance	Balance
50	E	---	3--	254300	---	PURCHASED SERVICES	0.00	0.00	3,163.00	0.00	0.00	3,163.00-	3,163.00-
50	E	---	---	254300	---	BUILDING REPAIRS	0.00	0.00	3,163.00	0.00	0.00	3,163.00-	3,163.00-
50	E	---	1--	257000	---	SALARIES	79,958.00	9,742.35	24,859.91	31.09	0.00	55,098.09	55,098.09
50	E	---	2--	257000	---	EMPLOYEE BENEFITS	55,341.00	6,035.59	11,779.61	21.29	0.00	43,561.39	43,561.39
50	E	---	3--	257000	---	PURCHASED SERVICES	1,155,000.00	2,017.85	468,850.54	40.59	0.00	686,149.46	686,149.46
50	E	---	4--	257000	---	NON-CAPITAL OBJECTS	0.00	0.00	12,257.21	0.00	89.80-	12,167.41-	12,257.21-
50	E	---	5--	257000	---	CAPITAL OBJECTS	0.00	272,056.50	277,033.50	0.00	17,453.00	294,486.50-	277,033.50-
50	E	---	9--	257000	---	OTHER EXPENDITURES	0.00	0.00	1,445.90-	0.00	0.00	1,445.90	1,445.90
50	E	---	---	257000	---	FOOD SERVICES	1,290,299.00	289,852.29	793,334.87	61.48	17,363.20	479,600.93	496,964.13
50	E	---	3--	295000	---	PURCHASED SERVICES	0.00	0.00	6,619.00	0.00	0.00	6,619.00-	6,619.00-
50	E	---	---	295000	---	ADMINISTRATIVE TECHNOLOG	0.00	0.00	6,619.00	0.00	0.00	6,619.00-	6,619.00-
50	E	---	---	2-----	---	SUPPORT SERVICES	1,290,299.00	289,852.29	803,116.87	62.24	17,363.20	469,818.93	487,182.13
50	-	---	---	-----	---	FOOD SERVICE FUND	1,290,299.00	289,852.29	803,116.87	62.24	17,363.20	469,818.93	487,182.13

Fd	T	Loc	Obj	Func	Prj	Obj	2022-23	January 2022-23	2022-23	2022-23	Encumbered	Unencumbered	Unexpended
							Revised Budget	Monthly Activity	FYTD Activity	FYTD %	Amount	Balance	Balance
73	E	---	9--	420000	---	OTHER EXPENDITURES	0.00	937.09	844,973.23	0.00	0.00	844,973.23-	844,973.23-
73	E	---	---	420000	---	TRUST FUND AWARD/SCHOLAR	0.00	937.09	844,973.23	0.00	0.00	844,973.23-	844,973.23-
73	E	---	---	4-----	---	NON-PROGRAM TRANSACTIONS	0.00	937.09	844,973.23	0.00	0.00	844,973.23-	844,973.23-
73	-	---	---	-----	---	FIDUCIARY FUND	0.00	937.09	844,973.23	0.00	0.00	844,973.23-	844,973.23-

Fd	T	Loc	Obj	Func	Prj	Obj	2022-23	January 2022-23	2022-23	2022-23	Encumbered	Unencumbered	Unexpended
							Revised Budget	Monthly Activity	FYTD Activity	FYTD %	Amount	Balance	Balance
80	E	---	1--	229000	---	SALARIES	0.00	25.00	162.50	0.00	0.00	162.50-	162.50-
80	E	---	2--	229000	---	EMPLOYEE BENEFITS	0.00	3.38	22.18	0.00	0.00	22.18-	22.18-
80	E	---	---	229000	---	OTHER INSTRUCTIONAL STAF	0.00	28.38	184.68	0.00	0.00	184.68-	184.68-
80	E	---	3--	230000	---	PURCHASED SERVICES	0.00	61.24	214.34	0.00	0.00	214.34-	214.34-
80	E	---	---	230000	---	GENERAL ADMINISTRATION	0.00	61.24	214.34	0.00	0.00	214.34-	214.34-
80	E	---	1--	232200	---	SALARIES	12,500.00	886.50	5,520.50	44.16	0.00	6,979.50	6,979.50
80	E	---	2--	232200	---	EMPLOYEE BENEFITS	1,185.00	67.83	422.44	35.65	0.00	762.56	762.56
80	E	---	3--	232200	---	PURCHASED SERVICES	50,000.00	0.00	0.00	0.00	0.00	50,000.00	50,000.00
80	E	---	---	232200	---	COMMUNITY RELATIONS	63,685.00	954.33	5,942.94	9.33	0.00	57,742.06	57,742.06
80	E	---	1--	240000	---	SALARIES	79,700.00	6,017.99	38,753.14	48.62	0.00	40,946.86	40,946.86
80	E	---	2--	240000	---	EMPLOYEE BENEFITS	16,215.00	1,307.33	8,347.95	51.48	0.00	7,867.05	7,867.05
80	E	---	3--	240000	---	PURCHASED SERVICES	5,000.00	32.00	32.00	0.64	0.00	4,968.00	4,968.00
80	E	---	4--	240000	---	NON-CAPITAL OBJECTS	5,000.00	0.00	1,872.51	37.45	0.00	3,127.49	3,127.49
80	E	---	9--	240000	---	OTHER EXPENDITURES	0.00	0.00	55.00	0.00	0.00	55.00-	55.00-
80	E	---	---	240000	---	BUILDING ADMINISTRATION	105,915.00	7,357.32	49,060.60	46.32	0.00	56,854.40	56,854.40
80	E	---	3--	253000	---	PURCHASED SERVICES	0.00	0.00	6,224.44	0.00	3,775.56	10,000.00-	6,224.44-
80	E	---	5--	253000	---	CAPITAL OBJECTS	87,095.00	0.00	0.00	0.00	0.00	87,095.00	87,095.00
80	E	---	---	253000	---	OPERATION	87,095.00	0.00	6,224.44	7.15	3,775.56	77,095.00	80,870.56
80	E	---	4--	254490	---	NON-CAPITAL OBJECTS	10,000.00	0.00	0.00	0.00	0.00	10,000.00	10,000.00
80	E	---	---	254490	---	OTHER EQUIPMENT REPAIRS	10,000.00	0.00	0.00	0.00	0.00	10,000.00	10,000.00
80	E	---	3--	256790	---	PURCHASED SERVICES	29,000.00	433.33	15,494.54	53.43	0.00	13,505.46	13,505.46
80	E	---	---	256790	---	OTHER CONTRACTED TRANSP	29,000.00	433.33	15,494.54	53.43	0.00	13,505.46	13,505.46
80	E	---	3--	264400	---	PURCHASED SERVICES	0.00	0.00	90.00	0.00	0.00	90.00-	90.00-
80	E	---	---	264400	---	NONINSTRUCTIONAL STAFF T	0.00	0.00	90.00	0.00	0.00	90.00-	90.00-
80	E	---	---	2-----	---	SUPPORT SERVICES	295,695.00	8,834.60	77,211.54	26.11	3,775.56	214,707.90	218,483.46
80	E	---	1--	310000	---	SALARIES	18,000.00	9,000.00	9,000.00	50.00	0.00	9,000.00	9,000.00
80	E	---	2--	310000	---	EMPLOYEE BENEFITS	2,800.00	1,279.17	1,279.17	45.68	0.00	1,520.83	1,520.83
80	E	---	3--	310000	---	PURCHASED SERVICES	1,000.00	151.47	1,891.47	189.15	0.00	891.47-	891.47-
80	E	---	4--	310000	---	NON-CAPITAL OBJECTS	700.00	18.95	229.72	32.82	62.10	408.18	470.28
80	E	---	---	310000	---	COMMUNITY SRVCS - ADULT	22,500.00	10,449.59	12,400.36	55.11	62.10	10,037.54	10,099.64

Fd	T	Loc	Obj	Func	Prj	Obj	2022-23	January 2022-23	2022-23	2022-23	Encumbered	Unencumbered	Unexpended
							Revised Budget	Monthly Activity	FYTD Activity	FYTD %	Amount	Balance	Balance
80	E	---	1--	390000	---	SALARIES	108,294.00	12,693.63	55,197.89	50.97	0.00	53,096.11	53,096.11
80	E	---	2--	390000	---	EMPLOYEE BENEFITS	16,706.00	5,115.19	22,381.55	133.97	0.00	5,675.55-	5,675.55-
80	E	---	3--	390000	---	PURCHASED SERVICES	0.00	448.31	5,782.01	0.00	3,705.00	9,487.01-	5,782.01-
80	E	---	4--	390000	---	NON-CAPITAL OBJECTS	0.00	0.00	11,541.32	0.00	1,462.28	13,003.60-	11,541.32-
80	E	---	9--	390000	---	OTHER EXPENDITURES	0.00	0.00	300.00	0.00	0.00	300.00-	300.00-
80	E	---	---	390000	---	COMMUNITY SERVICES - OTH	125,000.00	18,257.13	95,202.77	76.16	5,167.28	24,629.95	29,797.23
80	E	---	1--	393000	---	SALARIES	83,337.00	3,552.20	43,438.33	52.12	0.00	39,898.67	39,898.67
80	E	---	2--	393000	---	EMPLOYEE BENEFITS	11,318.00	395.94	4,946.78	43.71	0.00	6,371.22	6,371.22
80	E	---	3--	393000	---	PURCHASED SERVICES	13,700.00	350.00	4,328.90	31.60	0.00	9,371.10	9,371.10
80	E	---	4--	393000	---	NON-CAPITAL OBJECTS	13,000.00	0.00	4,979.51	38.30	3,514.50	4,505.99	8,020.49
80	E	---	9--	393000	---	OTHER EXPENDITURES	450.00	200.00	1,250.00	277.78	0.00	800.00-	800.00-
80	E	---	---	393000	---	RECREATION ATHLETIC COMM	121,805.00	4,498.14	58,943.52	48.39	3,514.50	59,346.98	62,861.48
80	E	---	---	3-----	---	COMMUNITY SERVICES	269,305.00	33,204.86	166,546.65	61.84	8,743.88	94,014.47	102,758.35
80	-	---	---	-----	---	COMMUNITY SERVICE FUND	565,000.00	42,039.46	243,758.19	43.14	12,519.44	308,722.37	321,241.81

Fd	T	Loc	Obj	Func	Prj	Obj	2022-23	January 2022-23	2022-23	2022-23	Encumbered	Unencumbered	Unexpended
							Revised Budget	Monthly Activity	FYTD Activity	FYTD %	Amount	Balance	Balance
99	E	---	1--	110000	---	SALARIES	1,613,705.00	147,616.88	1,000,892.77	62.02	0.00	612,812.23	612,812.23
99	E	---	2--	110000	---	EMPLOYEE BENEFITS	809,160.00	72,409.15	435,847.18	53.86	0.00	373,312.82	373,312.82
99	E	---	3--	110000	---	PURCHASED SERVICES	75,000.00	3,680.75	74,644.76	99.53	4,005.40	3,650.16-	355.24
99	E	---	4--	110000	---	NON-CAPITAL OBJECTS	982,500.00	17,044.47	588,950.18	59.94	58,263.73	335,286.09	393,549.82
99	E	---	9--	110000	---	OTHER EXPENDITURES	0.00	2,739.75	36,918.98	0.00	0.00	36,918.98-	36,918.98-
99	E	---	---	110000	---	UNDIFFERENTIATED CURRICU	3,480,365.00	243,491.00	2,137,253.87	61.41	62,269.13	1,280,842.00	1,343,111.13
99	E	---	3--	120000	---	PURCHASED SERVICES	0.00	1,613.80	11,508.44	0.00	0.00	11,508.44-	11,508.44-
99	E	---	4--	120000	---	NON-CAPITAL OBJECTS	0.00	590.09	10,286.11	0.00	0.00	10,286.11-	10,286.11-
99	E	---	9--	120000	---	OTHER EXPENDITURES	0.00	0.00	660.00	0.00	0.00	660.00-	660.00-
99	E	---	---	120000	---	REGULAR CURRICULUM	0.00	2,203.89	22,454.55	0.00	0.00	22,454.55-	22,454.55-
99	E	---	1--	121000	---	SALARIES	113,500.00	15,027.10	105,189.70	92.68	0.00	8,310.30	8,310.30
99	E	---	2--	121000	---	EMPLOYEE BENEFITS	64,575.00	8,600.90	56,452.82	87.42	0.00	8,122.18	8,122.18
99	E	---	---	121000	---	ART	178,075.00	23,628.00	161,642.52	90.77	0.00	16,432.48	16,432.48
99	E	---	1--	122000	---	SALARIES	202,900.00	19,840.84	138,885.88	68.45	0.00	64,014.12	64,014.12
99	E	---	2--	122000	---	EMPLOYEE BENEFITS	94,184.00	5,744.65	39,498.47	41.94	0.00	54,685.53	54,685.53
99	E	---	---	122000	---	ENGLISH LANGUAGE	297,084.00	25,585.49	178,384.35	60.05	0.00	118,699.65	118,699.65
99	E	---	1--	122115	---	SALARIES	0.00	9,250.00	64,750.00	0.00	0.00	64,750.00-	64,750.00-
99	E	---	2--	122115	---	EMPLOYEE BENEFITS	0.00	4,388.40	30,140.64	0.00	0.00	30,140.64-	30,140.64-
99	E	---	---	122115	---	INTERVENTION	0.00	13,638.40	94,890.64	0.00	0.00	94,890.64-	94,890.64-
99	E	---	1--	123219	---	SALARIES	160,000.00	13,333.34	93,333.38	58.33	0.00	66,666.62	66,666.62
99	E	---	2--	123219	---	EMPLOYEE BENEFITS	72,522.00	6,101.70	40,405.76	55.72	0.00	32,116.24	32,116.24
99	E	---	---	123219	---	SPANISH	232,522.00	19,435.04	133,739.14	57.52	0.00	98,782.86	98,782.86
99	E	---	1--	124000	---	SALARIES	155,300.00	13,241.68	92,691.76	59.69	0.00	62,608.24	62,608.24
99	E	---	2--	124000	---	EMPLOYEE BENEFITS	69,275.00	4,940.02	33,521.84	48.39	0.00	35,753.16	35,753.16
99	E	---	---	124000	---	MATHEMATICS	224,575.00	18,181.70	126,213.60	56.20	0.00	98,361.40	98,361.40
99	E	---	1--	126000	---	SALARIES	273,370.00	14,613.76	116,267.20	42.53	0.00	157,102.80	157,102.80
99	E	---	2--	126000	---	EMPLOYEE BENEFITS	157,080.00	7,446.72	60,466.41	38.49	0.00	96,613.59	96,613.59
99	E	---	---	126000	---	SCIENCE	430,450.00	22,060.48	176,733.61	41.06	0.00	253,716.39	253,716.39
99	E	---	1--	127000	---	SALARIES	216,941.00	20,570.12	143,990.84	66.37	0.00	72,950.16	72,950.16
99	E	---	2--	127000	---	EMPLOYEE BENEFITS	122,505.00	7,117.10	64,109.67	52.33	0.00	58,395.33	58,395.33
99	E	---	---	127000	---	SOCIAL SCIENCE	339,446.00	27,687.22	208,100.51	61.31	0.00	131,345.49	131,345.49

Fd	T	Loc	Obj	Func	Prj	Obj	2022-23	January 2022-23	2022-23	2022-23	Encumbered	Unencumbered	Unexpended
							Revised Budget	Monthly Activity	FYTD Activity	FYTD %	Amount	Balance	Balance
99	E	---	3--	129100	---	PURCHASED SERVICES	8,600.00	0.00	6,136.50	71.35	0.00	2,463.50	2,463.50
99	E	---	4--	129100	---	NON-CAPITAL OBJECTS	1,683.00	61.55	2,178.93	129.47	155.31	651.24-	495.93-
99	E	---	---	129100	---	CAREER DEVELOPMENT - MAS	10,283.00	61.55	8,315.43	80.87	155.31	1,812.26	1,967.57
99	E	---	1--	132000	---	SALARIES	44,300.00	3,691.68	25,841.76	58.33	0.00	18,458.24	18,458.24
99	E	---	2--	132000	---	EMPLOYEE BENEFITS	6,508.00	546.00	3,755.52	57.71	0.00	2,752.48	2,752.48
99	E	---	---	132000	---	BUSINESS OCCUPATIONS	50,808.00	4,237.68	29,597.28	58.25	0.00	21,210.72	21,210.72
99	E	---	1--	143000	---	SALARIES	220,030.00	18,335.86	128,351.02	58.33	0.00	91,678.98	91,678.98
99	E	---	2--	143000	---	EMPLOYEE BENEFITS	106,130.00	8,785.06	59,759.81	56.31	0.00	46,370.19	46,370.19
99	E	---	---	143000	---	PHYSICAL EDUCATION	326,160.00	27,120.92	188,110.83	57.67	0.00	138,049.17	138,049.17
99	E	---	1--	161000	---	SALARIES	0.00	0.00	2,250.00	0.00	0.00	2,250.00-	2,250.00-
99	E	---	2--	161000	---	EMPLOYEE BENEFITS	0.00	0.00	312.97	0.00	0.00	312.97-	312.97-
99	E	---	3--	161000	---	PURCHASED SERVICES	0.00	0.00	550.00	0.00	0.00	550.00-	550.00-
99	E	---	4--	161000	---	NON-CAPITAL OBJECTS	15,000.00	0.00	227.63	1.52	0.00	14,772.37	14,772.37
99	E	---	9--	161000	---	OTHER EXPENDITURES	0.00	0.00	62.18	0.00	0.00	62.18-	62.18-
99	E	---	---	161000	---	CO-CURRICULAR ACADEMIC	15,000.00	0.00	3,402.78	22.69	0.00	11,597.22	11,597.22
99	E	---	4--	162000	---	NON-CAPITAL OBJECTS	15,000.00	0.00	0.00	0.00	0.00	15,000.00	15,000.00
99	E	---	---	162000	---	CO-CURRICULAR ATHLETICS	15,000.00	0.00	0.00	0.00	0.00	15,000.00	15,000.00
99	E	---	3--	165000	---	PURCHASED SERVICES	0.00	0.00	285.50	0.00	0.00	285.50-	285.50-
99	E	---	---	165000	---	SOCIAL	0.00	0.00	285.50	0.00	0.00	285.50-	285.50-
99	E	---	1--	171000	---	SALARIES	0.00	6,260.00	43,820.00	0.00	0.00	43,820.00-	43,820.00-
99	E	---	2--	171000	---	EMPLOYEE BENEFITS	0.00	925.86	6,368.34	0.00	0.00	6,368.34-	6,368.34-
99	E	---	3--	171000	---	PURCHASED SERVICES	0.00	333.75	408.63	0.00	0.00	408.63-	408.63-
99	E	---	---	171000	---	CULTURALLY/SOCIALLY DISA	0.00	7,519.61	50,596.97	0.00	0.00	50,596.97-	50,596.97-
99	E	---	---	1-----	---	INSTRUCTION	5,599,768.00	434,850.98	3,519,721.58	62.85	62,424.44	2,017,621.98	2,080,046.42
99	E	---	1--	213000	---	SALARIES	96,900.00	4,801.44	34,477.37	35.58	0.00	62,422.63	62,422.63
99	E	---	2--	213000	---	EMPLOYEE BENEFITS	66,806.00	2,803.02	17,228.77	25.79	0.00	49,577.23	49,577.23
99	E	---	3--	213000	---	PURCHASED SERVICES	0.00	0.00	1,927.50	0.00	0.00	1,927.50-	1,927.50-
99	E	---	---	213000	---	PUPIL SERVICES - GUIDANC	163,706.00	7,604.46	53,633.64	32.76	0.00	110,072.36	110,072.36
99	E	---	1--	215000	---	SALARIES	100,356.00	2,103.04	14,721.28	14.67	0.00	85,634.72	85,634.72
99	E	---	2--	215000	---	EMPLOYEE BENEFITS	48,642.00	953.12	6,350.96	13.06	0.00	42,291.04	42,291.04
99	E	---	3--	215000	---	PURCHASED SERVICES	0.00	0.00	90.00	0.00	0.00	90.00-	90.00-

Fd	T	Loc	Obj	Func	Prj	Obj	2022-23	January 2022-23	2022-23	2022-23	Encumbered	Unencumbered	Unexpended
							Revised Budget	Monthly Activity	FYTD Activity	FYTD %	Amount	Balance	Balance
99	E	---	---	215000	---	PSYCHOLOGICAL SERVICES	148,998.00	3,056.16	21,162.24	14.20	0.00	127,835.76	127,835.76
99	E	---	3--	219000	---	PURCHASED SERVICES	905,500.00	11,000.00	372,483.63	41.14	0.00	533,016.37	533,016.37
99	E	---	4--	219000	---	NON-CAPITAL OBJECTS	25,000.00	0.00	0.00	0.00	0.00	25,000.00	25,000.00
99	E	---	---	219000	---	OTHER PUPIL SERVICES	930,500.00	11,000.00	372,483.63	40.03	0.00	558,016.37	558,016.37
99	E	---	3--	221000	---	PURCHASED SERVICES	0.00	0.00	1,734.54	0.00	0.00	1,734.54-	1,734.54-
99	E	---	---	221000	---	IMPROVEMENT OF INSTRUCTI	0.00	0.00	1,734.54	0.00	0.00	1,734.54-	1,734.54-
99	E	---	1--	221200	---	SALARIES	877,315.00	35,601.89	273,269.90	31.15	0.00	604,045.10	604,045.10
99	E	---	2--	221200	---	EMPLOYEE BENEFITS	503,908.00	13,912.89	96,650.79	19.18	0.00	407,257.21	407,257.21
99	E	---	3--	221200	---	PURCHASED SERVICES	876,000.00	0.00	44,006.55	5.02	0.00	831,993.45	831,993.45
99	E	---	4--	221200	---	NON-CAPITAL OBJECTS	213,000.00	0.00	12.98	0.01	0.00	212,987.02	212,987.02
99	E	---	9--	221200	---	OTHER EXPENDITURES	15,000.00	0.00	0.00	0.00	0.00	15,000.00	15,000.00
99	E	---	---	221200	---	CURRICULUM DEVELOPMENT	2,485,223.00	49,514.78	413,940.22	16.66	0.00	2,071,282.78	2,071,282.78
99	E	---	2--	221300	---	EMPLOYEE BENEFITS	0.00	0.00	11,348.00	0.00	0.00	11,348.00-	11,348.00-
99	E	---	3--	221300	---	PURCHASED SERVICES	75,000.00	843.75	40,889.29	54.52	0.00	34,110.71	34,110.71
99	E	---	---	221300	---	INSTRUCTIONAL STAFF TRAI	75,000.00	843.75	52,237.29	69.65	0.00	22,762.71	22,762.71
99	E	---	3--	221500	---	PURCHASED SERVICES	0.00	515.96	7,405.10	0.00	0.00	7,405.10-	7,405.10-
99	E	---	4--	221500	---	NON-CAPITAL OBJECTS	0.00	118,895.00	118,895.00	0.00	0.00	118,895.00-	118,895.00-
99	E	---	---	221500	---	INSTRUCTION RELATED TECH	0.00	119,410.96	126,300.10	0.00	0.00	126,300.10-	126,300.10-
99	E	---	3--	231000	---	PURCHASED SERVICES	0.00	0.00	977.14	0.00	0.00	977.14-	977.14-
99	E	---	---	231000	---	BOARD OF EDUCATION	0.00	0.00	977.14	0.00	0.00	977.14-	977.14-
99	E	---	1--	235000	---	SALARIES	122,085.00	10,236.96	71,800.24	58.81	0.00	50,284.76	50,284.76
99	E	---	2--	235000	---	EMPLOYEE BENEFITS	40,531.00	3,596.26	23,226.10	57.30	0.00	17,304.90	17,304.90
99	E	---	3--	235000	---	PURCHASED SERVICES	0.00	23,545.20	91,263.78	0.00	0.00	91,263.78-	91,263.78-
99	E	---	4--	235000	---	NON-CAPITAL OBJECTS	0.00	7,190.18	82,132.76	0.00	637.00	82,769.76-	82,132.76-
99	E	---	9--	235000	---	OTHER EXPENDITURES	0.00	0.00	25.00	0.00	0.00	25.00-	25.00-
99	E	---	---	235000	---	CHARTER AUTHORIZER OP. C	162,616.00	44,568.60	268,447.88	165.08	637.00	106,468.88-	105,831.88-
99	E	---	1--	239000	---	SALARIES	65,826.00	5,485.50	38,398.50	58.33	0.00	27,427.50	27,427.50
99	E	---	2--	239000	---	EMPLOYEE BENEFITS	35,954.00	2,857.44	19,906.68	55.37	0.00	16,047.32	16,047.32
99	E	---	---	239000	---	OTHER GENERAL ADMINISTRA	101,780.00	8,342.94	58,305.18	57.29	0.00	43,474.82	43,474.82
99	E	---	1--	240000	---	SALARIES	571,954.00	49,665.79	331,955.82	58.04	0.00	239,998.18	239,998.18
99	E	---	2--	240000	---	EMPLOYEE BENEFITS	342,175.00	31,376.89	188,029.33	54.95	0.00	154,145.67	154,145.67

Fd	T	Loc	Obj	Func	Prj	Obj	2022-23	January 2022-23	2022-23	2022-23	Encumbered	Unencumbered	Unexpended
							Revised Budget	Monthly Activity	FYTD Activity	FYTD %	Amount	Balance	Balance
99	E	---	3--	240000	---	PURCHASED SERVICES	0.00	1,335.63	2,492.13	0.00	0.00	2,492.13-	2,492.13-
99	E	---	9--	240000	---	OTHER EXPENDITURES	0.00	0.00	3,134.15	0.00	0.00	3,134.15-	3,134.15-
99	E	---	---	240000	---	BUILDING ADMINISTRATION	914,129.00	82,378.31	525,611.43	57.50	0.00	388,517.57	388,517.57
99	E	---	1--	252000	---	SALARIES	27,395.00	2,323.57	15,239.41	55.63	0.00	12,155.59	12,155.59
99	E	---	2--	252000	---	EMPLOYEE BENEFITS	13,391.00	1,199.80	7,330.49	54.74	0.00	6,060.51	6,060.51
99	E	---	---	252000	---	FISCAL	40,786.00	3,523.37	22,569.90	55.34	0.00	18,216.10	18,216.10
99	E	---	1--	253000	---	SALARIES	7,700.00	641.66	4,491.62	58.33	0.00	3,208.38	3,208.38
99	E	---	2--	253000	---	EMPLOYEE BENEFITS	2,242.00	189.20	1,299.92	57.98	0.00	942.08	942.08
99	E	---	3--	253000	---	PURCHASED SERVICES	0.00	1,819.42	5,950.16	0.00	0.00	5,950.16-	5,950.16-
99	E	---	4--	253000	---	NON-CAPITAL OBJECTS	0.00	0.00	232.39	0.00	0.00	232.39-	232.39-
99	E	---	---	253000	---	OPERATION	9,942.00	2,650.28	11,974.09	120.44	0.00	2,032.09-	2,032.09-
99	E	---	3--	254500	---	PURCHASED SERVICES	0.00	764.40	764.40	0.00	0.00	764.40-	764.40-
99	E	---	---	254500	---	VEHICLE MAINTENANCE	0.00	764.40	764.40	0.00	0.00	764.40-	764.40-
99	E	---	5--	255000	---	CAPITAL OBJECTS	0.00	0.00	6,630.00	0.00	0.00	6,630.00-	6,630.00-
99	E	---	---	255000	---	FACILITY ACQUISITION/REM	0.00	0.00	6,630.00	0.00	0.00	6,630.00-	6,630.00-
99	E	---	5--	255300	---	CAPITAL OBJECTS	0.00	0.00	0.00	0.00	5,692.35	5,692.35-	0.00
99	E	---	---	255300	---	REMODELING	0.00	0.00	0.00	0.00	5,692.35	5,692.35-	0.00
99	E	---	3--	255400	---	PURCHASED SERVICES	118,000.00	5,133.62	86,880.74	73.63	0.00	31,119.26	31,119.26
99	E	---	---	255400	---	RENTAL IN LIEU OF PURCHA	118,000.00	5,133.62	86,880.74	73.63	0.00	31,119.26	31,119.26
99	E	---	5--	256300	---	CAPITAL OBJECTS	20,000.00	0.00	64,867.00	324.34	0.00	44,867.00-	44,867.00-
99	E	---	---	256300	---	VEHICLE ACQUISITION	20,000.00	0.00	64,867.00	324.34	0.00	44,867.00-	44,867.00-
99	E	---	9--	259000	---	OTHER EXPENDITURES	0.00	0.00	5,000.00	0.00	0.00	5,000.00-	5,000.00-
99	E	---	---	259000	---	OTHER BUSINESS ADMINISTR	0.00	0.00	5,000.00	0.00	0.00	5,000.00-	5,000.00-
99	E	---	3--	263300	---	PURCHASED SERVICES	0.00	2,369.78	186,541.10	0.00	0.00	186,541.10-	186,541.10-
99	E	---	---	263300	---	PUBLIC INFORMATION	0.00	2,369.78	186,541.10	0.00	0.00	186,541.10-	186,541.10-
99	E	---	3--	264400	---	PURCHASED SERVICES	0.00	53.30	1,472.49	0.00	0.00	1,472.49-	1,472.49-
99	E	---	---	264400	---	NONINSTRUCTIONAL STAFF T	0.00	53.30	1,472.49	0.00	0.00	1,472.49-	1,472.49-
99	E	---	7--	270000	---	INSURANCE AND JUDGEMENTS	69,100.00	0.00	49,895.20	72.21	0.00	19,204.80	19,204.80
99	E	---	---	270000	---	INSURANCE AND JUDGMENTS	69,100.00	0.00	49,895.20	72.21	0.00	19,204.80	19,204.80

Fd	T	Loc	Obj	Func	Prj	Obj	2022-23	January 2022-23	2022-23	2022-23	Encumbered	Unencumbered	Unexpended
							Revised Budget	Monthly Activity	FYTD Activity	FYTD %	Amount	Balance	Balance
99	E	---	6--	281000	---	DEBT REITREMENT	60,000.00	0.00	0.00	0.00	0.00	60,000.00	60,000.00
99	E	---	---	281000	---	LONG-TERM CAPITAL DEBT	60,000.00	0.00	0.00	0.00	0.00	60,000.00	60,000.00
99	E	---	1--	295000	---	SALARIES	114,600.00	9,966.68	72,016.28	62.84	0.00	42,583.72	42,583.72
99	E	---	2--	295000	---	EMPLOYEE BENEFITS	43,120.00	2,415.16	17,421.17	40.40	0.00	25,698.83	25,698.83
99	E	---	3--	295000	---	PURCHASED SERVICES	15,000.00	4,459.18	12,845.88	85.64	0.00	2,154.12	2,154.12
99	E	---	4--	295000	---	NON-CAPITAL OBJECTS	0.00	0.00	78,611.49	0.00	0.00	78,611.49-	78,611.49-
99	E	---	---	295000	---	ADMINISTRATIVE TECHNOLOG	172,720.00	16,841.02	180,894.82	104.73	0.00	8,174.82-	8,174.82-
99	E	---	---	2-----	---	SUPPORT SERVICES	5,472,500.00	358,055.73	2,512,323.03	45.91	6,329.35	2,953,847.62	2,960,176.97
99	E	---	3--	431000	---	PURCHASED SERVICES	0.00	477.30	2,215.18	0.00	0.00	2,215.18-	2,215.18-
99	E	---	---	431000	---	GENERAL TUITION PAYMENTS	0.00	477.30	2,215.18	0.00	0.00	2,215.18-	2,215.18-
99	E	---	---	4-----	---	NON-PROGRAM TRANSACTIONS	0.00	477.30	2,215.18	0.00	0.00	2,215.18-	2,215.18-
99	-	---	---	-----	---	OTHER PKG/COOP PROGRAM F	11,072,268.00	793,384.01	6,034,259.79	54.50	68,753.79	4,969,254.42	5,038,008.21

Number of Accounts: 2639

***** End of report *****

Budget Actual	Fund 10-General	Thru			
		Budget	Actual	Remaining	January
Salaries, Wages and Benefits		17,070,995	7,104,887	9,966,108	- 7,104,887
ESSER Wages & Benefits		120,857	242,092	(121,235)	242,092
Instructional Budget					
MAES		104,280	68,854	35,426	- 68,854
SES		46,728	24,457	22,271	- 24,457
MAMS		133,282	102,835	30,447	- 102,835
MASH		268,799	128,544	140,255	- 128,544
Common School Funds - MAES		23,292	10,773	12,519	- 10,773
Common School Funds - SES		10,040	14,048	(4,008)	- 14,048
Common School Funds - MAMS		27,402	13,099	14,303	- 13,099
Common School Funds - MASH		29,266	17,850	11,416	- 17,850
Co-Curricular		170,000	100,596	69,404	- 100,596
Student Services		12,000	6,345	5,655	- 6,345
Carl Perkins-fully funded		15,000	5,372	9,628	- 5,372
Title IA fully funded		16,750	1,340	15,410	- 1,340
Intervention		21,165	20,985	180	- 20,985
Gifted and Talented		11,125	5,275	5,850	- 5,275
ELL		4,700	2,664	2,036	- 2,664
Improvement of Instruction		18,870	5,443	13,427	- 5,443
Mental Health Grant		75,000	25,817	49,183	- 25,817
Project Lead the Way		5,200	4,761	439	- 4,761
Title IV		23,000	12,510	10,490	- 12,510
Support Media Technology		394,000	345,078	48,922	- 345,078
Instructional Media Technology		12,080	16,508	(4,428)	- 16,508
Staff Development		17,665	16,459	1,206	- 16,459
Title II-A (Grant Fully Funded)		27,645	26,439	1,206	- 26,439
Threat Assessment Grant		33,000	21,900	11,100	- 21,900
School Forest		2,000	1,208	792	- 1,208
Total Instructional		1,502,289	999,160	503,129	- 999,160
Operations and Maintenance Budget					
Operations		685,279	400,461	284,818	- 400,461
Maintenance		603,840	211,574	392,266	- 211,574
Facilities		218,200	206,229	11,971	- 206,229
ESSER Funds (Covid -19)		-	-	-	-
From Fund Balance		-	-	-	-
Total Oper and Main		1,507,319	818,264	689,055	- 818,264
Total Transportation		1,357,110	578,045	779,065	578,045
All Other Budgets					
Central Administration		70,650	48,590	22,060	- 48,590
Fiscal		20,000	12,840	7,160	- 12,840
Central Services		140,800	96,371	44,429	- 96,371
Insurance and Judgments		163,158	36,902	126,256	- 36,902
Debt Services		40,000	3,069	36,931	- 3,069
Other Support Services		4,247	2,124	2,124	- 2,124
Non Program Transactions		664,091	2,471	661,620	- 2,471
Transfer to Fund 80/99		5,834,321	-	5,834,321	-
		6,937,267	202,366	6,734,901	- 202,366
Transfer to Fund 27	ESTIMATE	5,223,966	-	5,223,966	-
		5,223,966			
Transfer to Fund 46		\$ 15,000	0		
Total Expenditures		33,719,803	9,702,722	24,017,081	- 9,702,722

5 YEAR UTILITY REPORT

Jan-23

UTILITY			2017-2018	2018-2019	2019-2020	2020-2021	2021-2022	2022-2023
GAS/HEAT	(331)	BUDGET	125,400.00	125,400.00	115,050.00	114,000.00	114,000.00	\$140,000.00
		YEAR-END	85,000.00	95,000.00	70,948.77	95,655.44	130,180.27	\$140,000.00
		MONTH-END	-	-	-	-	-	\$60,753.49
ELECTRICITY	(336)	BUDGET	203,000.00	203,000.00	203,000.00	202,750.00	202,750.00	\$208,500.00
		YEAR-END	203,000.00	197,000.00	156,763.07	202,750.00	174,291.81	\$208,500.00
		MONTH-END	189,662.10	183,065.32	158,974.68	173,400.82	174,291.81	\$86,678.84
WATER	(337)	BUDGET	16,500.00	16,500.00	22,500.00	22,000.00	22,000.00	\$17,500.00
		YEAR-END	20,000.00	19,000.00	22,500.00	22,000.00	21,859.81	\$17,500.00
		MONTH-END	21,786.88	20,320.48	19,192.96	19,272.64	21,859.81	\$10,880.10
SEWER	(338)	BUDGET	25,000.00	25,000.00	28,000.00	27,000.00	27,000.00	\$27,500.00
		YEAR-END	27,000.00	27,000.00	28,000.00	27,000.00	24,457.63	\$27,500.00
		MONTH-END	28,335.57	27,122.56	24,841.60	25,530.23	24,457.63	\$13,872.04
POSTAGE	(353)	BUDGET	25,000.00	25,600.00	25,600.00	25,600.00	25,600.00	\$25,600.00
		YEAR-END	25,000.00	24,000.00	25,600.00	25,600.00	20,883.32	\$20,883.32
		MONTH-END	19,356.74	23,949.84	23,871.29	23,427.82	20,883.32	\$11,732.15
TELEPHONE	(355)	BUDGET	86,450.00	65,000.00	59,200.00	59,200.00	59,200.00	\$59,200.00
		YEAR-END	58,000.00	57,000.00	59,200.00	59,200.00	63,713.75	\$59,200.00
		MONTH-END	54,694.75	58,856.53	47,521.74	29,186.58	63,713.75	\$39,532.89
TOTAL BUDGET			481,350.00	460,500.00	453,350.00	450,550.00	450,550.00	\$478,300.00
TOTAL ESTIMATED YEAR-END			418,000.00	419,000.00	363,011.84	450,550.00	435,386.59	\$478,300.00
TOTAL MONTH-END			397,888.67	407,686.76	346,958.22	366,088.50	435,386.59	\$223,449.51
Remaining Budget Dollars			83,461.33	52,813.24	106,391.78	84,461.50	15,163.41	\$254,850.49

MEDFORD AREA PUBLIC SCHOOL DISTRICT
REVENUE BUDGET REPORT (Date: 1/2023)

Fd	T	Loc	Obj	Func	Prj	Obj	2022-23	January 2022-23	2022-23	2022-23	Encumbered	Unreceived
							Revised Budget	Monthly Revenue	FYTD Revenue	FYTD %	Balance	Balance
10	R	800	211	500000	000	PROPERTY TAX	5,462,350.00	1,433,951.41	1,433,951.41	26.25	0.00	4,028,398.59
10	R	800	213	500000	000	MOBILE HOME TAX	17,030.00	3,619.85	10,500.57	61.66	0.00	6,529.43
10	R	800	244	139000	000	PAYMENTS FOR SERVICES	0.00	0.00	148.69	0.00	0.00	148.69-
10	R	800	244	500000	000	PAYMENTS FOR SERVICES	1,000.00	0.00	0.00	0.00	0.00	1,000.00
10	R	800	262	500000	000	NON-CAP FOR RESALE	0.00	0.00	1,635.00	0.00	0.00	1,635.00-
10	R	800	264	500000	000	NON CAPITAL SURPLUS PROP.	18,000.00	17.00	1,317.72	7.32	0.00	16,682.28
10	R	800	271	500000	000	ADMISSIONS	25,000.00	2,963.50	21,899.50	87.60	0.00	3,100.50
10	R	800	279	500000	000	OTHER SCHOOL ACTIVITY INC	8,000.00	200.00	4,798.40	59.98	0.00	3,201.60
10	R	800	280	500000	000	INTEREST ON INVESTMENTS	2,000.00	6,889.20	44,459.24	2,222.96	0.00	42,459.24-
10	R	800	290	500000	000	OTHER REVENUE FROM LOC SO	0.00	132.00	283.00	0.00	0.00	283.00-
10	R	400	291	500000	957	GIFTS	0.00	0.00	200.00	0.00	0.00	200.00-
10	R	800	291	500000	000	GIFTS	5,000.00	600.00	20,281.67	405.63	0.00	15,281.67-
10	R	400	292	500000	000	STUDENT FEES	0.00	126.00	7,917.00	0.00	0.00	7,917.00-
10	R	800	292	500000	000	STUDENT FEES	30,000.00	1,441.38	13,640.88	45.47	0.00	16,359.12
10	R	800	293	500000	000	RENTALS	3,000.00	50.00	1,040.00	34.67	0.00	1,960.00
10	R	800	295	500000	900	SUMMER SCHOOL REVENUE	0.00	0.00	75.00	0.00	0.00	75.00-
10	R	800	297	500000	000	STUDENT FINES	500.00	129.61	640.80	128.16	0.00	140.80-
10	R	---	2--	-----	---	*REVENUE FROM LOCAL SOURC	5,571,880.00	1,450,119.95	1,562,788.88	28.05	0.00	4,009,091.12
10	R	800	340	500000	000	PAYMENTS FOR SERVICES	0.00	0.00	425.00	0.00	0.00	425.00-
10	R	800	345	500000	000	GENERAL TUITION-OPEN ENRO	9,501,009.00	0.00	0.00	0.00	0.00	9,501,009.00
10	R	---	3--	-----	---	*INTERDIST PYMNTS WITHIN	9,501,009.00	0.00	425.00	0.00	0.00	9,500,584.00
10	R	800	517	500000	000	TRANSIT OF FEDERAL AIDS	0.00	0.00	150.00	0.00	0.00	150.00-
10	R	800	590	500000	000	OTHER REV - INTERMEDIATE	0.00	130.00	130.00	0.00	0.00	130.00-
10	R	---	5--	-----	---	*REV FROM INTERMEDIATE SO	0.00	130.00	280.00	0.00	0.00	280.00-
10	R	800	612	500000	000	TRANSPORTATION AID	132,000.00	110,180.00	110,180.00	83.47	0.00	21,820.00
10	R	800	613	500000	000	LIBRARY AID	95,000.00	0.00	0.00	0.00	0.00	95,000.00
10	R	800	619	500000	445	OTHER CATEGORICAL AID	0.00	0.00	473.99	0.00	0.00	473.99-
10	R	800	621	500000	000	EQUALIZATION AID	15,443,854.00	0.00	6,177,542.00	40.00	0.00	9,266,312.00
10	R	800	630	500000	297	SPECIAL PROJECT GRANTS	75,000.00	0.00	13,531.50	18.04	0.00	61,468.50
10	R	800	630	500000	522	SPECIAL PROJECT GRANTS	10,068.00	0.00	0.00	0.00	0.00	10,068.00
10	R	800	630	500000	577	SPECIAL PROJECT GRANTS	16,034.00	0.00	16,034.67	100.00	0.00	0.67-
10	R	800	691	500000	000	COMPUTER AID	198,313.00	0.00	0.00	0.00	0.00	198,313.00
10	R	800	695	500000	000	STATE CATEGORICAL AID	1,536,435.00	0.00	0.00	0.00	0.00	1,536,435.00
10	R	800	699	500000	000	OTHER REVENUE FROM STATE	0.00	11,361.05	11,439.05	0.00	0.00	11,439.05-
10	R	800	699	500000	697	OTHER REVENUE FROM STATE	0.00	0.00	42,445.00	0.00	0.00	42,445.00-
10	R	800	699	500000	698	OTHER REVENUE FROM STATE	75,000.00	0.00	3,287.22	4.38	0.00	71,712.78
10	R	---	6--	-----	---	*REVENUE FROM STATE SOURC	17,581,704.00	121,541.05	6,374,933.43	36.26	0.00	11,206,770.57

Fd	T	Loc	Obj	Func	Prj	Obj	2022-23 Revised Budget	January 2022-23 Monthly Revenue	2022-23 FYTD Revenue	2022-23 FYTD %	Encumbered Balance	Unreceived Balance
10	R	800	713	500000	400	VOCATIONAL EDUCATION AID	17,176.00	0.00	0.00	0.00	0.00	17,176.00
10	R	520	730	500000	365	SPECIAL PROJECT GRANT	0.00	455.00	455.00	0.00	0.00	455.00-
10	R	800	730	500000	163	SPECIAL PROJECT GRANT	0.00	96,519.13	254,636.39	0.00	0.00	254,636.39-
10	R	800	730	500000	165	SPECIAL PROJECT GRANT	162,687.00	0.00	120,489.88	74.06	0.00	42,197.12
10	R	800	730	500000	341	SPECIAL PROJECT GRANT	89,480.00	0.00	0.00	0.00	0.00	89,480.00
10	R	800	730	500000	365	SPECIAL PROJECT GRANT	64,415.00	34,135.61	34,135.61	52.99	0.00	30,279.39
10	R	800	730	500000	381	SPECIAL PROJECT GRANT	23,000.00	0.00	0.00	0.00	0.00	23,000.00
10	R	510	751	500000	141	ECIA - CHAPTER 1	27,000.00	2,577.63	9,031.14	33.45	0.00	17,968.86
10	R	520	751	500000	141	ECIA - CHAPTER 1	0.00	372.58-	51.26	0.00	0.00	51.26-
10	R	800	751	500000	141	ECIA - CHAPTER 1	290,407.00	0.00	48,140.59	16.58	0.00	242,266.41
10	R	800	780	500000	000	FED-DHS	78,000.00	0.00	0.00	0.00	0.00	78,000.00
10	R	800	780	500000	197	FED-DHS	189,045.00	0.00	189,045.00	100.00	0.00	0.00
10	R	---	7--	-----	---	*REVENUE FROM FEDERAL SOU	941,210.00	133,314.79	655,984.87	69.70	0.00	285,225.13
10	R	800	861	500000	000	EQUIPMENT SALES	3,000.00	0.00	3,600.00	120.00	0.00	600.00-
10	R	---	8--	-----	---	*OTHER FINANCING SOURCES	3,000.00	0.00	3,600.00	120.00	0.00	600.00-
10	R	800	964	500000	000	INSURANCE	0.00	0.00	17.00	0.00	0.00	17.00-
10	R	800	971	500000	000	REFUND OF DISB - AIDABLE	120,000.00	4,268.96	92,306.98	76.92	0.00	27,693.02
10	R	800	971	500000	619	REFUND OF DISB - AIDABLE	0.00	0.00	47,530.00	0.00	0.00	47,530.00-
10	R	800	990	500000	000	MISCELLANEOUS OTHER REVEN	1,000.00	2,999.11	5,371.40	537.14	0.00	4,371.40-
10	R	---	9--	-----	---	*OTHER REVENUES	121,000.00	7,268.07	145,225.38	120.02	0.00	24,225.38-
10	-	---	---	-----	---	*GENERAL FUND	33,719,803.00	1,712,373.86	8,743,237.56	25.93	0.00	24,976,565.44
Grand Revenue Totals							33,719,803.00	1,712,373.86	8,743,237.56	25.93	0.00	24,976,565.44

Number of Accounts: 50

***** End of report *****

Vendor	Purch Vendor	Purchasing Name	PO Number	Proj/Grant	Type	Invoice Nbr	Accrual	Amount
Line	Description		Account	Amount		1099		Amount
BMO FINA000					YDA	BMODEC202200000	A/P-ACCR	29,950.87
10	CHARLES HECKEL, Mailchimp, Atlanta, GA, 30308, US,							62.25
	99 E 600 360 221500 360			62.25				
20	CHARLES HECKEL, Fox Cities Pac, 920-730-3760, WI, 54911, US,							420.00
	99 E 600 940 110000 360			420.00				
30	CHARLES HECKEL, Squarespace Inc., New York, NY, 10014, US,							252.00
	99 E 600 360 221500 360			252.00				
40	CHARLES HECKEL, Dramanotebook Com, 503-8880635, OR, 97267-6919, US,							9.95
	99 E 600 360 221500 360			9.95				
50	CHARLES HECKEL, Crown Awards Inc, 8002271557, NY, 10532, US,							184.99
	99 E 600 411 120000 360			184.99				
60	CHARLES HECKEL, Watertown Bowl 18, Watertown, WI, 53094, US,							308.00
	99 E 600 940 110000 360			308.00				
70	CHARLES HECKEL, Martins Auto Repair, Mosinee, WI, 54455, US,							84.35
	99 E 600 310 253000 360			84.35				
80	CHARLES HECKEL, Ribbons Galore, 9167738313, CA, 95678, US,							124.95
	99 E 600 411 120000 360			124.95				
90	CHARLES HECKEL, Shawano Cinema 4, Shawano, WI, 54166, US,							335.00
	99 E 600 940 110000 360			335.00				
100	CHARLES HECKEL, Tst Gorskis Pub And, 715-581-4210, WI, 54455, US,							44.40
	99 E 600 411 110000 360			44.40				
110	CHARLES HECKEL, Skate City, Wisconsin Rap, WI, 54494, US,							857.70
	99 E 600 940 110000 360			857.70				
120	CHARLES HECKEL, Kwik Trip 44000004408, Mosinee, WI, 54455, US,							250.00
	99 E 600 411 235000 360			250.00				
130	CHARLES HECKEL, Kwik Trip 44000004408, Mosinee, WI, 54455, US,							29.69
	99 E 600 348 253000 360			29.69				
140	CHARLES HECKEL, Toppers Pizza- E Madis, Madison, WI, 53704, US,							230.15
	99 E 600 411 120000 360			230.15				
150	CHARLES HECKEL, Piggly Wiggly #202 S, Mosinee, WI, 54455, US,							80.49
	99 E 600 411 110000 360			80.49				
160	CHARLES HECKEL, Tst Gorskis Pub And, Mosinee, WI, 54455, US,							233.10
	99 E 600 411 110000 360			233.10				
170	CHARLES HECKEL, In Strek Bros. Autogl, 715-5512003, WI, 54471-9787, US,							68.25
	99 E 600 324 254500 360			68.25				
180	CHARLES HECKEL, Marathon County Parks, 715-2611550, WI, 54403-5476, US,							295.80
	99 E 600 940 110000 360			295.80				

Vendor	Purch Vendor	Purchasing Name	PO Number	Proj/Grant	Type	Invoice Nbr	Accrual	Amount
Line	Description		Account	Amount		1099		
Invoice Number BMODEC202200000 continued								
BMO FINA000					YDA	BMODEC202200000	A/P-ACCR	29,950.87
190	DENNIS HINDERLITER, Batteries Plus - #0069, Wausau, WI, 54401, US,			277.00		277.00		
	10 E 800 481 295000 000			277.00				
200	JOSEPH GREGET, Wal-Mart #3643, Medford, WI, 54451, US,			30.59		30.59		
	10 E 800 411 219000 196			30.59				
210	JOSEPH GREGET, Wal-Mart #3643, Medford, WI, 54451, US,			144.92		144.92		
	27 E 800 411 158700 341			144.92				
220	ANDREW J GUDEN, Arbys 8364, Medford, WI, 54451, US,			84.34		84.34		
	10 E 400 415 240000 000			84.34				
230	MAPSDDO, Medford County Market, 7157489212, WI, 54451, US,			129.81		129.81		
	10 E 800 411 232000 000			129.81				
240	MAPSDDO, Medford County Market, 7157489212, WI, 54451, US,			210.23		210.23		
	10 E 400 411 135000 000			210.23				
250	MAPSDDO, Medford County Market, 7157489212, WI, 54451, US,			129.21		129.21		
	10 E 200 411 135000 000			129.21				
260	MAPSDDO, Usps Po 5652500887, Medford, WI, 54451, US,			13.55		13.55		
	27 E 800 353 263300 341			13.55				
270	MAPSDDO, Best Western Plus Jeff, Jefferson, WI, 53549, US,			228.00		228.00		
	10 E 800 342 253000 000			228.00				
280	MAPSDDO, Master Teacher, 8006699633, KS, 66505, US,			662.50		662.50		
	10 E 800 411 221300 000			662.50				
290	MAPSDDO, Usps Po 5652500887, Medford, WI, 54451, US,			22.15		22.15		
	27 E 800 353 263300 341			22.15				
300	MAPSDDO, Dollartree, Medford, WI, 54451, US,			3.75		3.75		
	10 E 800 411 232000 000			3.75				
310	MAPSDDO, Medford County Market, 7157489212, WI, 54451, US,			300.98		300.98		
	10 E 400 411 135000 000			300.98				
320	LAURA LUNDY., Conscious Teaching, 415-4569190, CA, 94930, US,			506.52		506.52		
	10 E 800 490 221200 000			506.52				
330	Jill Lybert 8013, 64 North Bar Grill, Medford, WI, 54451, US,			39.41		39.41		
	10 E 400 415 240000 000			39.41				
340	Jill Lybert 8013, Pizza Ranch - Portage, Portage, WI, 53901, US,			101.20		101.20		
	10 E 400 415 240000 000			101.20				
350	Jill Lybert 8013, Kalahari Restaurant -, Wisconsin Del, WI, 53965, US,			173.40		173.40		
	10 E 400 415 240000 000			173.40				
360	Jill Lybert 8013, Tst Lake Delton Monks, Lake Delton, WI, 53940, US,			209.81		209.81		

Vendor	Purch Vendor	Purchasing Name	PO Number	Proj/Grant	Type	Invoice Nbr	Accrual	Amount
Line	Description					Amount		
Account			Amount			1099		
Invoice Number BMODEC202200000 continued								
BMO FINA000					YDA	BMODEC202200000	A/P-ACCR	29,950.87
10 E 400 415 240000 000			209.81					
370 Jill Lybert 8013, Sq Elusive Escape Roo, Gosq.Com, WI, 53965, US,						256.00		
10 E 400 411 240000 000			256.00					
380 Charles Heckel 2785, Sp Rbx Active, New York, NY, 10001, US,						21.05		
99 E 600 411 235000 360			21.05					
390 Charles Heckel 2785, Bookshark, Llc., 3037972954, CO, 80122, US,						-685.43		
99 E 600 470 110000 360			-685.43					
400 Charles Heckel 2785, Onstar Data Plan-At&t, 8884667827, TX, 75211, US,						15.00		
99 E 600 358 235000 360			15.00					
410 Charles Heckel 2785, Handel Automotive, Medford, WI, 54451, US,						61.15		
99 E 600 324 254500 360			61.15					
420 Charles Heckel 2785, Sp Rbx Active, New York, NY, 10001, US,						238.08		
99 E 600 411 235000 360			238.08					
430 Charles Heckel 2785, Badger Popcorn & Conce, Madison, WI, 53713, US,						188.55		
99 E 600 411 235000 360			188.55					
440 Charles Heckel 2785, Onstar Data Plan-At&t, 8884667827, TX, 75211, US,						20.00		
99 E 600 358 235000 360			20.00					
450 Charles Heckel 2785, Blooket, Middletown, DE, 19709, US,						35.88		
99 E 600 360 221500 360			35.88					
460 Charles Heckel 2785, Etsy.Com - Multiple Sh, Brooklyn, NY, 11201, US,						-41.48		
99 E 600 411 235000 360			-41.48					
470 Charles Heckel 2785, Etsy.Com - Multiple Sh, Brooklyn, NY, 11201, US,						1,012.59		
99 E 600 411 235000 360			1,012.59					
480 Charles Heckel 2785, Etsy.Com - Multiple Sh, Brooklyn, NY, 11201, US,						-11.32		
99 E 600 411 235000 360			-11.32					
490 Charles Heckel 2785, Kwik Trip 35100003517, Medford, WI, 54451-0000, US,						50.00		
99 E 600 411 120000 360			50.00					
500 Charles Heckel 2785, All About Learning, 715-4771976, WI, 54521-8058, US,						169.90		
99 E 600 470 110000 360			169.90					
510 Charles Heckel 2785, Bookshark, Llc., 3037972954, CO, 80122, US,						47.95		
99 E 600 470 110000 360			47.95					
520 Charles Heckel 2785, Holiday Inn Express &, 6084673555, WI, 53718, US,						125.90		
99 E 600 342 120000 360			125.90					
530 Charles Heckel 2785, Holiday Inn Express &, Madison, WI, 53718, US,						-16.90		
99 E 600 342 120000 360			-16.90					

Vendor	Purch Vendor	Purchasing Name	PO Number	Proj/Grant	Type	Invoice Nbr	Accrual	Amount
Line	Description					Amount		
	Account					1099		
Invoice Number BMODEC202200000 continued								
BMO FINA000					YDA	BMODEC202200000	A/P-ACCR	29,950.87
540	Charles Heckel	2785, Medford County Marke, Medford, WI, 54451, US,				173.87		
	99 E 600 411 235000 360					173.87		
550	Charles Heckel	2785, Dbc Blick Art Material, 800-447-1892, IL, 61401, US,				158.96		
	99 E 600 411 110000 360					158.96		
560	Charles Heckel	2785, Institute For Excellen, 8008565815, OK, 74352, US,				-10.05		
	99 E 600 470 110000 360					-10.05		
570	Charles Heckel	2785, Bookshark, Llc., 3037972954, CO, 80122, US,				152.30		
	99 E 600 470 110000 360					152.30		
580	Charles Heckel	2785, Institute For Excellen, 8008565815, OK, 74352, US,				211.05		
	99 E 600 470 110000 360					211.05		
590	Charles Heckel	2785, Bookshark, Llc., 3037972954, CO, 80122, US,				54.85		
	99 E 600 470 110000 360					54.85		
600	Charles Heckel	2785, Chicago Books & Journa, Chicago, IL, 60628, US,				99.95		
	99 E 600 470 110000 360					99.95		
610	Charles Heckel	2785, Bookshark, Llc., 3037972954, CO, 80122, US,				1,071.40		
	99 E 600 470 110000 360					1,071.40		
620	Charles Heckel	2785, Bookshark, Llc., 3037972954, CO, 80122, US,				100.00		
	99 E 600 470 110000 360					100.00		
630	Charles Heckel	2785, Chicago Books & Journa, Chicago, IL, 60628, US,				99.95		
	99 E 600 470 110000 360					99.95		
640	Charles Heckel	2785, Bookshark, Llc., 3037972954, CO, 80122, US,				48.00		
	99 E 600 470 110000 360					48.00		
650	Charles Heckel	2785, Bookshark, Llc., 3037972954, CO, 80122, US,				691.84		
	99 E 600 470 110000 360					691.84		
660	Charles Heckel	2785, Bookshark, Llc., 3037972954, CO, 80122, US,				54.85		
	99 E 600 470 110000 360					54.85		
670	Charles Heckel	2785, Bookshark, Llc., 3037972954, CO, 80122, US,				935.64		
	99 E 600 470 110000 360					935.64		
680	Charles Heckel	2785, Bookshark, Llc., 3037972954, CO, 80122, US,				240.44		
	99 E 600 470 110000 360					240.44		
690	Charles Heckel	2785, Bookshark, Llc., 3037972954, CO, 80122, US,				109.72		
	99 E 600 470 110000 360					109.72		
700	Charles Heckel	2785, Whiteboard.Fi, Karis, 10320, FI,				155.88		
	99 E 600 360 221500 360					155.88		
710	Charles Heckel	2785, All About Learning, 715-4771976, WI, 54521-8058, US,				-206.62		

Vendor	Purch Vendor	Purchasing Name	PO Number	Proj/Grant	Type	Invoice Nbr	Accrual	Amount
Line	Description		Account	Amount		1099		
Invoice Number BMODEC202200000 continued								
BMO FINA000					YDA	BMODEC202200000	A/P-ACCR	29,950.87
	99 E 600 470 110000 360			-206.62				
720	Charles Heckel 2785, Bookshark, Llc., 3037972954, CO, 80122, US,					48.00		
	99 E 600 470 110000 360			48.00				
730	Charles Heckel 2785, Bookshark, Llc., 3037972954, CO, 80122, US,					112.00		
	99 E 600 470 110000 360			112.00				
740	Charles Heckel 2785, All About Learning, 715-4771976, WI, 54521-8058, US,					169.90		
	99 E 600 470 110000 360			169.90				
750	Charles Heckel 2785, Bookshark, Llc., 3037972954, CO, 80122, US,					1,115.45		
	99 E 600 470 110000 360			1,115.45				
760	Charles Heckel 2785, Bookshark, Llc., 3037972954, CO, 80122, US,					236.85		
	99 E 600 470 110000 360			236.85				
770	Charles Heckel 2785, Bookshark, Llc., 3037972954, CO, 80122, US,					956.59		
	99 E 600 470 110000 360			956.59				
780	Charles Heckel 2785, Bookshark, Llc., 3037972954, CO, 80122, US,					100.00		
	99 E 600 470 110000 360			100.00				
790	Charles Heckel 2785, Institute For Excellen, 8008565815, OK, 74352, US,					-10.05		
	99 E 600 470 110000 360			-10.05				
800	Charles Heckel 2785, Institute For Excellen, 8008565815, OK, 74352, US,					-10.05		
	99 E 600 470 110000 360			-10.05				
810	Charles Heckel 2785, Kwik Trip 35100003517, Medford, WI, 54451-0000, US,					25.72		
	99 E 600 348 253000 360			25.72				
820	Charles Heckel 2785, Onstar Services, 888-4onstar, MI, 48243, US,					50.62		
	99 E 600 358 235000 360			50.62				
830	Charles Heckel 2785, Holiday Inn Express &, 6084673555, WI, 53718, US,					109.00		
	99 E 600 342 120000 360			109.00				
840	Charles Heckel 2785, Holiday Inn Express &, 6084673555, WI, 53718, US,					109.00		
	99 E 600 342 120000 360			109.00				
850	Charles Heckel 2785, Holiday Inn Express &, 6084673555, WI, 53718, US,					109.00		
	99 E 600 342 120000 360			109.00				
860	Charles Heckel 2785, Institute For Excellen, 8008565815, OK, 74352, US,					211.05		
	99 E 600 470 110000 360			211.05				
870	Charles Heckel 2785, Calabria Pizza And Pas, Reedsburg, WI, 53959, US,					64.07		
	99 E 600 411 235000 360			64.07				
880	Charles Heckel 2785, Holiday Inn Express &, 6084673555, WI, 53718, US,					109.00		
	99 E 600 342 120000 360			109.00				

Vendor	Purch Vendor	Purchasing Name	PO Number	Proj/Grant	Type	Invoice Nbr	Accrual	Amount
Line	Description		Account	Amount		1099		
Invoice Number BMODEC202200000 continued								
BMO FINA000					YDA	BMODEC202200000	A/P-ACCR	29,950.87
890	Charles Heckel	2785, Holiday Inn Express &, 6084673555, WI, 53718, US,				109.00		
	99 E 600 342 120000 360			109.00				
900	Charles Heckel	2785, Holiday Inn Express &, 6084673555, WI, 53718, US,				109.00		
	99 E 600 342 120000 360			109.00				
910	Charles Heckel	2785, Holiday Inn Express &, 6084673555, WI, 53718, US,				109.00		
	99 E 600 342 120000 360			109.00				
920	Charles Heckel	2785, All About Learning, 715-4771976, WI, 54521-8058, US,				195.85		
	99 E 600 470 110000 360			195.85				
930	Charles Heckel	2785, Bookshark, Llc., 3037972954, CO, 80122, US,				75.85		
	99 E 600 470 110000 360			75.85				
940	Charles Heckel	2785, Bookshark, Llc., 3037972954, CO, 80122, US,				182.00		
	99 E 600 470 110000 360			182.00				
950	Charles Heckel	2785, Institute For Excellen, 8008565815, OK, 74352, US,				211.05		
	99 E 600 470 110000 360			211.05				
960	Charles Heckel	2785, All About Learning, 715-4771976, WI, 54521-8058, US,				206.62		
	99 E 600 470 110000 360			206.62				
970	Charles Heckel	2785, Bookshark, Llc., 3037972954, CO, 80122, US,				155.00		
	99 E 600 470 110000 360			155.00				
980	Charles Heckel	2785, Bookshark, Llc., 3037972954, CO, 80122, US,				29.99		
	99 E 600 470 110000 360			29.99				
990	Charles Heckel	2785, Cengage Learning, Inc, 8003549706, MA, 02210, US,				139.23		
	99 E 600 470 110000 360			139.23				
1000	Charles Heckel	2785, Bookshark, Llc., 3037972954, CO, 80122, US,				928.67		
	99 E 600 470 110000 360			928.67				
1010	Charles Heckel	2785, Bookshark, Llc., 3037972954, CO, 80122, US,				1,087.74		
	99 E 600 470 110000 360			1,087.74				
1020	Charles Heckel	2785, Bookshark, Llc., 3037972954, CO, 80122, US,				937.23		
	99 E 600 470 110000 360			937.23				
1030	MEDFORD AREA HI 7691, Blooket, Middletown, DE, 19709, US,					35.88		
	10 E 400 360 123219 000			35.88				
1040	MEDFORD AREA HI 7691, Samsclub.Com, 888-746-7726, AR, 72716, US,					-127.40		
	21 E 400 411 240000 411			-127.40				
1050	MEDFORD AREA HI 7691, Samsclub.Com, 888-746-7726, AR, 72716, US,					-11.56		
	21 E 400 411 240000 411			-11.56				
1060	MEDFORD AREA HI 7691, Samsclub.Com, 888-746-7726, AR, 72716, US,					-55.92		

Vendor	Purch Vendor	Purchasing Name	PO Number	Proj/Grant	Type	Invoice Nbr	Accrual	Amount
Line	Description					Amount		
Account			Amount			1099		
Invoice Number BMODEC202200000 continued								
BMO FINA000					YDA	BMODEC202200000	A/P-ACCR	29,950.87
1240	Sara Holewinski	1174, Amzn Mkt US Ls58b3qn3, Amzn.Com/Bill, WA, 98109, U				23.87		
99 E 600 411 235000 360			23.87					
1250	Sara Holewinski	1174, Amzn Mkt US M37nz03l3, Amzn.Com/Bill, WA, 98109, U				15.98		
99 E 600 411 110000 360			15.98					
1260	Sara Holewinski	1174, Amzn Mkt US 6h7kd91s3, Amzn.Com/Bill, WA, 98109, U				29.89		
99 E 600 411 235000 360			29.89					
1270	Sara Holewinski	1174, Amzn Mkt US Ze0rv7vb3, Amzn.Com/Bill, WA, 98109, U				59.12		
99 E 600 411 235000 360			59.12					
1280	Sara Holewinski	1174, Amzn Mkt US 0x9od8u13, Amzn.Com/Bill, WA, 98109, U				32.37		
99 E 600 411 235000 360			32.37					
1290	Sara Holewinski	1174, Amzn Mkt US Xf4n15pm3, Amzn.Com/Bill, WA, 98109, U				18.66		
99 E 600 411 110000 360			18.66					
1300	Sara Holewinski	1174, Amzn Mkt US G637o1z33, Amzn.Com/Bill, WA, 98109, U				23.77		
99 E 600 411 235000 360			23.77					
1310	Sara Holewinski	1174, Amzn Mkt US Qd4tz5hx3, Amzn.Com/Bill, WA, 98109, U				111.47		
99 E 600 411 110000 360			111.47					
1320	Sara Holewinski	1174, Amzn Mkt US He8ik2uc3, Amzn.Com/Bill, WA, 98109, U				26.99		
99 E 600 411 235000 360			26.99					
1330	Sara Holewinski	1174, Amazon.Com V154j2hs3, Amzn.Com/Bill, WA, 98109, US,				208.77		
99 E 600 411 110000 360			208.77					
1340	Sara Holewinski	1174, Amzn Mkt US I97b43xz3, Amzn.Com/Bill, WA, 98109, U				545.58		
99 E 600 411 110000 360			545.58					
1350	Sara Holewinski	1174, Amzn Mkt US Q125j4ia3, Amzn.Com/Bill, WA, 98109, U				430.71		
99 E 600 411 110000 360			430.71					
1360	Sara Holewinski	1174, Amzn Mkt US At74j5k73, Amzn.Com/Bill, WA, 98109, U				8.95		
99 E 600 411 235000 360			8.95					
1370	Sara Holewinski	1174, Amazon.Com, Amzn.Com/Bill, WA, 98109, US,				-5.99		
99 E 600 411 235000 360			-5.99					
1380	Sara Holewinski	1174, Amzn Mkt US Ls29a26y3, Amzn.Com/Bill, WA, 98109, U				58.38		
99 E 600 411 110000 360			58.38					
1390	Sara Holewinski	1174, Wal-Mart #3643, Medford, WI, 54451, US,				78.30		
99 E 600 411 235000 360			78.30					
1400	Sara Holewinski	1174, Amzn Mkt US Bn8qa3kw3, Amzn.Com/Bill, WA, 98109, U				120.56		
99 E 600 411 110000 360			120.56					
1410	Sara Holewinski	1174, Amzn Mkt US S65ud2g33, Amzn.Com/Bill, WA, 98109, U				47.98		

Vendor	Purch Vendor	Purchasing Name	PO Number	Proj/Grant	Type	Invoice Nbr	Accrual	Amount
Line	Description		Account	Amount		1099		
Invoice Number BMODEC202200000 continued								
BMO FINA000					YDA	BMODEC202200000	A/P-ACCR	29,950.87
1590	MEDFORD AREA MI 4672,	Usps Po 5652500887, Medford, WI, 54451, US,						9.55
	10 E 800 353 260000 000			9.55				
1600	MEDFORD AREA MI 4672,	Dollartree, Medford, WI, 54451, US,						55.00
	27 E 800 411 158700 341			55.00				
1610	MEDFORD AREA MI 4672,	Wal-Mart #3643, Medford, WI, 54451, US,						105.82
	10 E 200 411 135000 000			105.82				
1620	MEDFORD AREA MI 4672,	Wal-Mart #3643, Medford, WI, 54451, US,						263.12
	21 E 200 411 240000 272			263.12				
1630	MEDFORD AREA MI 4672,	Wal-Mart #3643, Medford, WI, 54451, US,						50.35
	10 E 200 415 240000 000			50.35				
1640	MEDFORD AREA MI 4672,	Usps Po 5652500887, Medford, WI, 54451, US,						18.55
	10 E 800 353 260000 000			18.55				
1650	MEDFORD AREA MI 4672,	Sweetwater Sound, 2604328176, IN, 46818, US,						349.00
	10 E 200 411 240000 000			349.00				
1660	MEDFORD AREA MI 4672,	Usps Po 5652500887, Medford, WI, 54451, US,						27.10
	10 E 800 353 260000 000			27.10				
1670	MAES2020, Wal-Mart #3643,	Medford, WI, 54451, US,						313.12
	10 E 800 411 219000 166			313.12				
1680	MAES2020, Boom Cards,	Kirkland, WA, 98034, US,						25.00
	10 E 100 360 110000 000			25.00				
1690	MAES2020, Scripps Spelling Bee,	5139773822, OH, 45202, US,						175.00
	10 E 100 940 110000 000			175.00				
1700	MAES2020, Teacherspayteachers.Co,	6465880910, NY, 10003, US,						11.88
	10 E 100 360 110000 000			11.88				
1710	MAES2020, Kwik Trip 11000011064,	Medford, WI, 54451-0000, US,						50.00
	21 E 100 411 240000 080			50.00				
1720	MAES2020, Usps Po 5652500887,	Medford, WI, 54451, US,						10.20
	10 E 800 353 260000 000			10.20				
1730	MAES2020, Usps Po 5652500887,	Medford, WI, 54451, US,						55.55
	10 E 100 411 213000 000			55.55				
1740	MAES2020, Wal-Mart #3643,	Medford, WI, 54451, US,						26.78
	21 E 100 415 240000 070			26.78				
1750	MAES2020, Thinking Moves Llc,	7153779827, WI, 54022, US,						149.00
	27 E 800 362 158700 341			149.00				
1760	MAES2020, Wm Supercenter #3643,	Medford, WI, 54451, US,						37.50

Vendor	Purch Vendor	Purchasing Name	PO Number	Proj/Grant	Type	Invoice Nbr	Accrual	Amount
Line	Description					Amount		
Account			Amount			1099		
Invoice Number BMODEC202200000 continued								
BMO FINA000					YDA	BMODEC202200000	A/P-ACCR	29,950.87
10 E 100 411 213000 000				37.50				
1770 MAES2020, Dollartree, Medford, WI, 54451, US,						15.00		
10 E 100 411 110000 000				15.00				
1780 RYAN PILGRIM 0409, Sq Wisconsin Cross Co, Gosq.Com, WI, 54421, US,						105.00		
10 E 400 310 162000 955				105.00				
1790 Richelle Crank W 119, Samsclub #6535, Wausau, WI, 54401, US,						242.79		
10 E 100 415 240000 000				242.79				
1800 Richelle Crank W 119, Kwik Trip 11000011064, Medford, WI, 54451-0000, US,						8.94		
10 E 101 415 240000 000				8.94				
1810 STETSONVILLE EL 3873, Clark 3949, Stetsonville, WI, 54480, US,						34.97		
10 E 101 348 253000 000				34.97				
1820 STETSONVILLE EL 3873, Follett School Solutio, 800-323-3397, IL, 60050, US						174.99		
10 E 101 481 129300 000				174.99				
TOTAL INVOICES CREATED =====> 1						TOTAL AMOUNT OF INVOICES =====>		29,950.87

Invoice Parameters:

Invoice Date: 01/24/2023 Due Date: 01/24/2023 Batch: 0001 Bank: BNK0 Check Type: Wire Transfer

***** End of report *****

Medford Area Public School District
 Post Retirement Trust
 July 1, 2022 through June 30, 2023

Month	July	August	September	October	November	December	January	February	March	April	May	June	Year to Date
Beginning Balance	2,195,585.85	1,957,362.16	1,925,080.51	1,843,977.74	1,870,968.21	1,939,447.83	1,715,014.89	1,777,463.38	1,777,463.38	1,777,463.38	1,777,463.38	1,777,463.38	2,195,585.85
Additions	-	-	-	-	-	-	-	-	-	-	-	-	-
Earnings	1,549.24	724.19	7,382.25	1,489.72	2,995.54	10,570.55	2,622.35						27,333.84
Unrealized (Loss)/Gain	49,129.04	(41,117.48)	(87,434.15)	26,507.69	66,505.64	(37,031.55)	60,763.23						37,322.42
Fees	(1,197.39)	(1,068.36)	(1,050.87)	(1,006.94)	(1,021.56)	(1,058.66)	(937.09)						(7,340.87)
Annual Implicit Rate Subsidy	(64,850.50)		-	-	-	-	-	-	-	-	-	-	(64,850.50)
Contributions	427,045.00		-	-	-	-	-	-	-	-	-	-	427,045.00
Other			-	-	-	-	-	-	-	-	-	-	-
Disbursements	(649,899.08)	9,180.00	-			(196,913.28)				-	-		(837,632.36)
Ending Balance	1,957,362.16	1,925,080.51	1,843,977.74	1,870,968.21	1,939,447.83	1,715,014.89	1,777,463.38	1,777,463.38	1,777,463.38	1,777,463.38	1,777,463.38	1,777,463.38	1,777,463.38
Liability Value (-)													
Investment at Cost	2,084,117.01	2,029,798.27	2,036,024.25	2,086,120.18	2,085,511.00	1,905,168.39	1,906,853.65						-
Accum Unrealized (Loss) Gain	(126,754.85)	(104,717.76)	(192,046.51)	(215,151.97)	(146,063.17)	(190,153.50)	(129,390.27)	1,777,463.38	1,777,463.38	1,777,463.38	1,777,463.38	1,777,463.38	1,777,463.38

Beginning Balance	2,195,585.85
Additions	-
Earnings	27,333.84
Unrealized Gain	37,322.42
Fees	(7,340.87)
Implicit Rate	(64,850.50)
Annual Contribution	427,045.00
Disbursements	(837,632.36)
	<u>1,777,463.38</u>

MEDFORD AREA PUBLIC SCHOOL DISTRICT

REGULAR BOARD OF EDUCATION MEETING

February 20, 2023

VOUCHER CHECKS

The Medford Area Public School District Board of Education approves the following:

Check # 182400 to

Check # 182712 .

Amount \$ 1,719,608.11 for voucher checks and

Amount \$ 654,688.93 for payroll.

 REPORT SPECIFICATIONS
 DISTRICT: MEDFORD AREA PUBLIC SCHOOL DISTRICT
 REPORT TITLE: 2/20/23 (Dates: 07/01/21 - 02/20/23)
 REQUESTED BY: lanneja DATE: 02/13/23
 PROGRAM NAME: fin/3frdt101. TIME: 11:36:53 AM
 COPIES: 1 LPI: 6
 RUN ON SERVER: yes CREATE ASCII FILE: NO

Report Parameters

Description: MONTHLY BOARD OF ED CHECK LISTING
 Report Title: 2/20/23
 Print Detail Lines: Yes

<u>Report Ranges</u>	<u>Low</u>	<u>High</u>
Check Number:	182400	182712
Check Amount:	-9999999999	9999999999
PO Number:	0	9999999999
Invoice Date:	07/01/21	02/20/23
Vendor to Display:	Invoice	
Vendor Type:		ZZZZZ
Vendor Sub Type:		ZZZZZ
Check type to print:	All	
Include Continuation Void	No	
Exclude Voided Checks:	No	
Print Only 1099 Vendors:	No	
Post Month Print Format:	Numeric	
Banks Selected:	BNK0	

Account Filters

Account Types Selected: Asset Liability Equity Revenue Expense
 Account Status: Both Active/Inactive

	<u>Low</u>	<u>High</u>
B/S Account Ranges:	00 * 000 000 000000 000	99 * 999 999 999999 999
O/S Account Ranges:	00 * 000 000 000000 000	99 * 999 999 999999 999
Group Codes:	--	zz-zz-zzzz
Category Codes:		zzzzzzzz

<u>Report Fields</u>	<u>Length</u>	<u>Sign</u>	<u>Edited</u>	<u>Whole</u>	<u>Field Format</u>	<u>Year</u>	<u>Suppress Repeating</u>
Check Number	8						No
Check Date	10						No
Vendor	30						No
PO Number	10						No
Invoice Number	15						No
Invoice Description	35						No
Amount	12	Right	Yes	No	>, >>, >>>, >>>9.99-	Current	No

REPORT SPECIFICATIONS

DISTRICT: MEDFORD AREA PUBLIC SCHOOL DISTRICT
 REPORT TITLE: 2/20/23 (Dates: 07/01/21 - 02/20/23)
 REQUESTED BY: lanneja DATE: 02/13/23
 PROGRAM NAME: TP-FIELD-HEAD TIME: 11:36:53 AM
 COPIES: 1 LPI: 6
 RUN ON SERVER: yes CREATE ASCII FILE: NO

<u>Report Fields</u>	<u>Length</u>	<u>Sign</u>	<u>Edited</u>	<u>Whole</u>	<u>Field Format</u>	<u>Year</u>	<u>Suppress Repeating</u>
Account Number	25				Number		No
Post Date	10						No

<u>Sort Fields</u>	<u>Totals</u>	<u>Break Spacing</u>
1-Check Number	No	Single
2-Check Date	No	Single
3-Vendor	Yes	Single
4-PO Number	No	Single
5-Invoice Number	No	Single

CHECK #	CHECK DATE	VENDOR	PO INVOICE #	DESCRIPTION	CHECK AMOUNT	ACCOUNT	POST DATE
			NUMBER			NUMBER	
182406	01/24/2023	Medford Cooperative Inc	0 23457	Hardware Supplies	17.77	10 E 400 411 253000 000	01/24/2023
182406	01/24/2023	Medford Cooperative Inc	0 23484	Battery and Hardware	88.80	10 E 400 411 253000 000	01/24/2023
182406	01/24/2023	Medford Cooperative Inc	0 23510	Glue and Hardware	17.37	10 E 200 411 253000 000	01/24/2023
182406	01/24/2023	Medford Cooperative Inc	0 23533	Sink Strainer	62.56	10 E 200 411 253000 000	01/24/2023
182406	01/24/2023	Medford Cooperative Inc	0 23543	Compact Blower	147.58	10 E 400 411 253000 000	01/24/2023
182406	01/24/2023	Medford Cooperative Inc	0 23545	Fastners	59.46	10 E 200 411 253000 000	01/24/2023
182406	01/24/2023	Medford Cooperative Inc	0 23564	Fastners	55.96	10 E 200 411 136000 000	01/24/2023
182406	01/24/2023	Medford Cooperative Inc	0 23568	Bungee Hook	10.58	10 E 200 411 253000 000	01/24/2023
182406	01/24/2023	Medford Cooperative Inc	0 23644	Plumbing Supplies	0.79	10 E 200 411 253000 000	01/24/2023
182406	01/24/2023	Medford Cooperative Inc	0 23755	Drill Bit and Fastners	17.11	10 E 400 411 253000 000	01/24/2023
182406	01/24/2023	Medford Cooperative Inc	0 23809	MAMS Gym and Stage Supplies	19.58	10 E 800 481 295000 000	01/24/2023
182406	01/24/2023	Medford Cooperative Inc	0 23825	MAMS Gym and Stage Supplies	14.17	10 E 800 481 295000 000	01/24/2023
182406	01/24/2023	Medford Cooperative Inc	0 23831	Tape and Dispenser	25.97	10 E 400 411 253000 000	01/24/2023
182406	01/24/2023	Medford Cooperative Inc	0 5274857	Hog, Feed, Rabbit, and Cat Food	151.60	21 E 400 411 240000 403	01/24/2023
182406	01/24/2023	Medford Cooperative Inc	0 5274938	Shavings, Calf St and Grain	238.54	21 E 400 411 240000 403	01/24/2023
182406	01/24/2023	Medford Cooperative Inc	0 5275084	Hog Feed	54.32	21 E 400 411 240000 403	01/24/2023
182406	01/24/2023	Medford Cooperative Inc	0 5275140	Hog Feed	57.11	21 E 400 411 240000 403	01/24/2023
182406	01/24/2023	Medford Cooperative Inc	0 5275145	Calf Start and Rabbit Pellets	101.04	21 E 400 411 240000 403	01/24/2023
182406	01/24/2023	Medford Cooperative Inc	0 5275191	Hog Feed and Shavings	173.58	21 E 400 411 240000 403	01/24/2023
182406	01/24/2023	Medford Cooperative Inc	0 5275201	Big Grain Sur Ween	91.57	21 E 400 411 240000 403	01/24/2023
182406	01/24/2023	Medford Cooperative Inc	0 5275305	Shavings	46.05	21 E 400 411 240000 403	01/24/2023
182406	01/24/2023	Medford Cooperative Inc	0 55252	Feed and Paper Bags	410.19	21 E 400 411 240000 403	01/24/2023
182406	01/24/2023	Medford Cooperative Inc	0 5787	Dessert & Meat Ingredients	26.40	10 E 100 411 110000 000	01/24/2023
182406	01/24/2023	Medford Cooperative Inc	0 7154	Holiday Supplies	20.79	10 E 100 411 110000 000	01/24/2023
182406	01/24/2023	Medford Cooperative Inc	0 7236	Creamer	36.21	21 E 400 411 240000 411	01/24/2023
182406	01/24/2023	Medford Cooperative Inc	0 7254	MASH Cafe Supplies	43.74	21 E 400 411 240000 411	01/24/2023
182406	01/24/2023	Medford Cooperative Inc	0 8010	Water	9.00	10 E 400 411 162000 000	01/24/2023
182406	01/24/2023	Medford Cooperative Inc	0 8081	MASH Science Supplies	24.99	10 E 400 411 126000 000	01/24/2023
182406	01/24/2023	Medford Cooperative Inc	0 8297	Candy Canes for MAES & SES	100.50	10 E 800 411 232000 000	01/24/2023
182406	01/24/2023	Medford Cooperative Inc	0 8391	Food for SPED	83.98	27 E 800 415 213000 341	01/24/2023
182406	01/24/2023	Medford Cooperative Inc	0 8619	Science Olympiad Supplies	54.06	21 E 200 411 240000 247	01/24/2023
182406	01/24/2023	Medford Cooperative Inc	0 9448	Bakery, Chips & Drinks	50.63	27 E 800 415 213000 341	01/24/2023
182406	01/24/2023	Medford Cooperative Inc	0 9636	Food	86.53	21 E 101 411 240000 130	01/24/2023
182406	01/24/2023	Medford Cooperative Inc	0 9643	Bakery	179.64	10 E 100 411 110000 000	01/24/2023
182406	01/24/2023	Medford Cooperative Inc	2002200148 259	County Market Open PO	6.85	10 E 200 411 126000 000	01/24/2023
182406	01/24/2023	Medford Cooperative Inc	2002200148 259	County Market Open PO	7.45	21 E 200 411 240000 272	01/24/2023
182406	01/24/2023	Medford Cooperative Inc	2002200148 5668	County Market Open PO	9.58	10 E 200 411 126000 000	01/24/2023
182406	01/24/2023	Medford Cooperative Inc	2002200158 6740	General Supplies	87.40	10 E 200 411 110000 000	01/24/2023
182406	01/24/2023	Medford Cooperative Inc	2002200178 6823	Medford Cooperative/Do-It Best	33.87	10 E 200 411 126000 000	01/24/2023

CHECK #	CHECK DATE	VENDOR	PO INVOICE #		DESCRIPTION	CHECK AMOUNT	ACCOUNT				POST DATE		
			NUMBER	NUMBER			NUMBER	NUMBER	NUMBER	NUMBER			
					Open PO								
182406	01/24/2023	Medford Cooperative Inc	2002200223	7758	Supplies	4.99	10	E	205	411	110000	000	01/24/2023
182406	01/24/2023	Medford Cooperative Inc	2002200223	8877	Supplies	29.02	10	E	205	411	110000	000	01/24/2023
182406	01/24/2023	Medford Cooperative Inc	2002200223	9265	Supplies	24.56	10	E	205	411	110000	000	01/24/2023
182406	01/24/2023	Medford Cooperative Inc	2002200231	6810	Open PO @ County Market for FACE	47.92	10	E	200	411	135000	000	01/24/2023
182406	01/24/2023	Medford Cooperative Inc	3002200149	345	Open PO for Science Consumables	7.17	10	E	100	411	110000	000	01/24/2023
182406	01/24/2023	Medford Cooperative Inc	3002200218	9888	Open PO for Medford Cooperative	11.16	10	E	100	411	110000	000	01/24/2023
182406	01/24/2023	Medford Cooperative Inc	4002200106	5804	Open PO to purchase groceries and supplies for food classes	22.73	10	E	400	411	135000	000	01/24/2023
182406	01/24/2023	Medford Cooperative Inc	4002200106	6242	Open PO to purchase groceries and supplies for food classes	29.62	10	E	400	411	135000	000	01/24/2023
182406	01/24/2023	Medford Cooperative Inc	4002200106	6668	Open PO to purchase groceries and supplies for food classes	37.93	10	E	400	411	135000	000	01/24/2023
182406	01/24/2023	Medford Cooperative Inc	4002200106	8505	Open PO to purchase groceries and supplies for food classes	33.48	10	E	400	411	135000	000	01/24/2023
182406	01/24/2023	Medford Cooperative Inc	4002200106	9364	Open PO to purchase groceries and supplies for food classes	64.59	10	E	400	411	135000	000	01/24/2023
182406	01/24/2023	Medford Cooperative Inc	4002200256	8643	Class Supplies	3.79	10	E	400	411	131000	000	01/24/2023
182406	01/24/2023	Medford Cooperative Inc	9002200136	7762	DAILE open PO	11.48	27	E	800	411	218100	341	01/24/2023
182406	01/24/2023	Medford Cooperative Inc	9002200167	5584	\$400 Medford Cooperative for student functional learning materials and life skills.	74.22	27	E	800	411	158700	341	01/24/2023
182406	01/24/2023	Medford Cooperative Inc	9002200167	6491	\$400 Medford Cooperative for student functional learning materials and life skills.	18.86	27	E	800	411	158700	341	01/24/2023
182406	01/24/2023	Medford Cooperative Inc	9002200181	7780	Supplies for baking/cooking for the Daily Living and pull-out classes.	48.45	27	E	800	411	158700	341	01/24/2023
182406	01/24/2023	Medford Cooperative Inc	9002200181	8314	Supplies for baking/cooking for the Daily Living and pull-out classes.	32.07	27	E	800	411	158700	341	01/24/2023
182406	01/24/2023	Medford Cooperative Inc	9002200181	8432	Supplies for baking/cooking for the Daily Living and pull-out classes.	91.65	27	E	800	411	158700	341	01/24/2023
182406	01/24/2023	Medford Cooperative Inc	9002200200	6390	Classroom cooking supplies	34.09	27	E	800	411	158700	341	01/24/2023
182406	01/24/2023	Medford Cooperative Inc	9002200223	7826	Food supplies for Daily living skills for 5th and 6th grade	48.95	27	E	800	411	158700	341	01/24/2023
					Totals for Medford Cooperative Inc	3,400.05							
182407	01/24/2023	Freedom High School		0 1/14/23	VARSIITY WRESTLING FEE	225.00	10	E	400	940	162000	959	01/24/2023

CHECK #	CHECK DATE	VENDOR	PO INVOICE #	DESCRIPTION	CHECK AMOUNT	ACCOUNT	POST DATE
			NUMBER			NUMBER	
				Totals for Freedom High School	225.00		
182408	01/24/2023	Kloes, Nicole	0 1/24/23	GIRLS VARSITY HOCKEY VS NORTHLAND PINES	150.00	10 E 400 310 162000 960	01/24/2023
				Totals for Kloes, Nicole	150.00		
182409	01/24/2023	River Falls School District	0 1/14/23	GYMNASTICS INVITE FEE	150.00	10 E 400 940 162000 962	01/24/2023
				Totals for River Falls School District	150.00		
182410	01/24/2023	Sima, Allyson	0 1/24/23	GIRLS VARSITY HOCKEY VS NORTHLAND PINES	150.00	10 E 400 310 162000 960	01/24/2023
				Totals for Sima, Allyson	150.00		
182411	01/24/2023	Wausau West High School	0 1/14/23	JV WRESTLING FEE	125.00	10 E 400 940 162000 959	01/24/2023
				Totals for Wausau West High School	125.00		
182412	01/24/2023	Wendorf, William	0 1/24/23	GIRLS VARSITY HOCKEY VS NORTHLAND PINES	120.00	10 E 400 310 162000 960	01/24/2023
				Totals for Wendorf, William	120.00		
182413	01/24/2023	A'viands LLC	0 INV1900029123A	DECEMBER 2022 FOOD SERVICE	66,432.11	50 L 000 000 811200 000	01/24/2023
				Totals for A'viands LLC	66,432.11		
182414	01/25/2023	Direct Energy Inc.	0 HS33434296	MASH \$10,883.63/MAMS \$4,092.76	14,976.39	10 E 800 331 253000 000	01/25/2023
				Totals for Direct Energy Inc.	14,976.39		
182416	01/25/2023	Medford Utilities	0 100-0961-10	MAMS STORAGE SHED: 11/30-1/5/23	6.80	10 E 800 336 253000 000	01/25/2023
182416	01/25/2023	Medford Utilities	0 300-0192-04	1055 W BROADWAY:11/30/22-1/5/23	197.08	10 E 800 336 253000 000	01/25/2023
182416	01/25/2023	Medford Utilities	0 300-0192-04	1055 W BROADWAY:11/30/22-1/5/23	27.63	10 E 800 337 253000 000	01/25/2023
182416	01/25/2023	Medford Utilities	0 300-0192-04	1055 W BROADWAY:11/30/22-1/5/23	23.37	10 E 800 338 253000 000	01/25/2023
182416	01/25/2023	Medford Utilities	0 700-1350-00	MASH ELECTRICITY:11/30-12/31/22	6,222.72	10 E 800 336 253000 000	01/25/2023
182416	01/25/2023	Medford Utilities	0 700-1351-00	MASH SEWER/WATER:11/30-12/31/22	716.62	10 E 800 337 253000 000	01/25/2023
182416	01/25/2023	Medford Utilities	0 700-1351-00	MASH SEWER/WATER:11/30-12/31/22	709.78	10 E 800 338 253000 000	01/25/2023
182416	01/25/2023	Medford Utilities	0 700-1352-00	FOOTBALL FIELD:11/30-12/31/22	53.11	10 E 800 336 253000 000	01/25/2023
182416	01/25/2023	Medford Utilities	0 700-1352-00	FOOTBALL FIELD:11/30-12/31/22	73.21	10 E 800 337 253000 000	01/25/2023
182416	01/25/2023	Medford Utilities	0 700-1353-00	TECH ED BUILDING:11/30-12/31/22	45.90	10 E 800 337 253000 000	01/25/2023
182416	01/25/2023	Medford Utilities	0 700-1353-00	TECH ED BUILDING:11/30-12/31/22	22.11	10 E 800 338 253000 000	01/25/2023
182416	01/25/2023	Medford Utilities	0 700-1354-00	STORAGE BUILDING:11/30-12/31/22	111.62	10 E 800 336 253000 000	01/25/2023
182416	01/25/2023	Medford Utilities	0 700-1354-00	STORAGE BUILDING:11/30-12/31/22	19.53	10 E 800 337 253000 000	01/25/2023
182416	01/25/2023	Medford Utilities	0 700-1354-00	STORAGE BUILDING:11/30-12/31/22	9.68	10 E 800 338 253000 000	01/25/2023
182416	01/25/2023	Medford Utilities	0 700-1360-00	MAES:11/30-12/31/22	2,617.27	10 E 800 336 253000 000	01/25/2023
182416	01/25/2023	Medford Utilities	0 700-1360-00	MAES:11/30-12/31/22	560.14	10 E 800 337 253000 000	01/25/2023
182416	01/25/2023	Medford Utilities	0 700-1360-00	MAES:11/30-12/31/22	469.53	10 E 800 338 253000 000	01/25/2023
182416	01/25/2023	Medford Utilities	0 700-1740-00	MAMS ELECTRICITY: 11/30-12/31/22	3,882.35	10 E 800 336 253000 000	01/25/2023
182416	01/25/2023	Medford Utilities	0 700-1750-00	MAMS SEWER/WATER:11/30-12/31/22	270.38	10 E 800 337 253000 000	01/25/2023
182416	01/25/2023	Medford Utilities	0 700-1750-00	MAMS SEWER/WATER:11/30-12/31/22	301.32	10 E 800 338 253000 000	01/25/2023
182416	01/25/2023	Medford Utilities	0 700-3000-00	DISTRICT OFFICE:11/30-12/31/22	290.48	10 E 800 336 253000 000	01/25/2023

CHECK #	CHECK DATE	VENDOR	PO INVOICE #	DESCRIPTION	CHECK AMOUNT	ACCOUNT	POST DATE
			NUMBER			NUMBER	
182416	01/25/2023	Medford Utilities	0 700-3000-00	DISTRICT OFFICE:11/30-12/31/22	27.33	10 E 800 337 253000 000	01/25/2023
182416	01/25/2023	Medford Utilities	0 700-3000-00	DISTRICT OFFICE:11/30-12/31/22	22.85	10 E 800 338 253000 000	01/25/2023
				Totals for Medford Utilities	16,680.81		
182417	01/25/2023	National Council for Mental We	9002200259 MHFA43882	Mental Health First Aid	2,200.00	10 E 800 310 221300 297	01/25/2023
				Totals for National Council for Mental W	2,200.00		
182418	01/26/2023	Christianson, Jason	0 1/26/23	GIRLS JV BB VS HAYWARD	55.00	10 E 400 310 162000 956	01/26/2023
				Totals for Christianson, Jason	55.00		
182419	01/26/2023	Decker, Mark	0 1/26/23	GIRLS VARSITY BB VS HAYWARD	120.00	10 E 400 310 162000 956	01/26/2023
				Totals for Decker, Mark	120.00		
182420	01/26/2023	Krause, Douglas	0 1/26/23	GIRLS VARSITY BB VS HAYWARD	120.00	10 E 400 310 162000 956	01/26/2023
				Totals for Krause, Douglas	120.00		
182421	01/26/2023	Malovrh, Charles	0 1/26/23	GIRLS VARSITY BB VS HAYWARD	120.00	10 E 400 310 162000 956	01/26/2023
				Totals for Malovrh, Charles	120.00		
182422	01/26/2023	Wenzel, Leon	0 1/26/23	GIRLS JV BB VS HAYWARD	55.00	10 E 400 310 162000 956	01/26/2023
				Totals for Wenzel, Leon	55.00		
182423	01/27/2023	Henrichs, Pat	0 1/26/23	GRILS JV BB VS HAYWARD	55.00	10 E 400 310 162000 956	01/27/2023
182423	01/27/2023	Henrichs, Pat	0 1/27/23	GIRLS JV BB VS ANTIGO	55.00	10 E 400 310 162000 956	01/27/2023
				Totals for Henrichs, Pat	110.00		
182424	01/27/2023	Hupf, Angela	0 1/27/23	GIRLS JV BB VS ANTIGO	55.00	10 E 400 310 162000 956	01/27/2023
				Totals for Hupf, Angela	55.00		
182425	01/27/2023	Lind, Gabriel	0 1/27/23	GIRLS VARSITY BB VS ANTIGO	120.00	10 E 400 310 162000 956	01/27/2023
				Totals for Lind, Gabriel	120.00		
182426	01/27/2023	Peloquin, Christopher	0 1/27/23	BOYS VARSITY HOCKEY VS SPOONER	120.00	10 E 400 310 162000 961	01/27/2023
				Totals for Peloquin, Christopher	120.00		
182427	01/27/2023	Probst, Trevor	0 1/27/23	GIRLS VARSITY BB VS ANTIGO	150.00	10 E 400 310 162000 956	01/27/2023
				Totals for Probst, Trevor	150.00		
182428	01/27/2023	Spear, Scott	0 1/27/23	BOYS VARSITY HOCKEY VS SPOONER	150.00	10 E 400 310 162000 961	01/27/2023
				Totals for Spear, Scott	150.00		
182429	01/27/2023	Vander Galien, Jeremy	0 1/27/23	GIRLS VARSITY BB VS ANTIGO	120.00	10 E 400 310 162000 956	01/27/2023
				Totals for Vander Galien, Jeremy	120.00		
182430	01/27/2023	Wendorf, William	0 1/27/23	BOYS VARSITY HOCKEY VS SPOONER	120.00	10 E 400 310 162000 961	01/27/2023
				Totals for Wendorf, William	120.00		
182431	01/27/2023	Security Health Plan	0 January- Februa	Jan-Feb 2023	593,789.55	10 L 000 000 811631 000	01/27/2023
182431	01/27/2023	Security Health Plan	0 January- Februa	Jan-Feb 2023	321,638.19	27 L 000 000 811631 000	01/27/2023
182431	01/27/2023	Security Health Plan	0 January- Februa	Jan-Feb 2023	9,559.42	50 L 000 000 811631 000	01/27/2023
182431	01/27/2023	Security Health Plan	0 January- Februa	Jan-Feb 2023	5,788.28	80 L 000 000 811631 000	01/27/2023
182431	01/27/2023	Security Health Plan	0 January- Februa	Jan-Feb 2023	228,667.38	99 L 000 000 811631 000	01/27/2023
				Totals for Security Health Plan	1,159,442.82		
182432	01/27/2023	WI SCTF	0 20230131ADDGA	WI SCTF-B.Wert-6063683-\$73.00,J.	763.31	10 L 000 000 811680 000	01/27/2023

CHECK #	CHECK DATE	VENDOR	PO INVOICE #	DESCRIPTION	CHECK AMOUNT	ACCOUNT	POST DATE
			NUMBER			NUMBER	
				CLiver-778717-\$100.00,T.Swedlund-82 32335-\$590.31			
				Totals for WI SCTF	763.31		
182433	01/27/2023	Advance Auto Parts	0 2217-857715		12.86	10 E 400 411 131000 000	01/27/2023
				Totals for Advance Auto Parts	12.86		
182434	01/27/2023	All About Learning Press, Inc.	6012200037 914125	All About Reading	109.90	27 E 600 470 158700 019	01/27/2023
				Totals for All About Learning Press, Inc	109.90		
182435	01/27/2023	American Welding & Gas	4002200163 09019886	open po	183.42	10 E 400 411 136000 000	01/27/2023
				Totals for American Welding & Gas	183.42		
182436	01/27/2023	Aspirus Clinics Inc	0 111937	EAS FOR DECEMBER 2022	329.57	27 E 800 310 264400 341	01/27/2023
182436	01/27/2023	Aspirus Clinics Inc	0 111937	EAS FOR DECEMBER 2022	329.58	99 E 600 310 235000 360	01/27/2023
182436	01/27/2023	Aspirus Clinics Inc	0 111937	EAS FOR DECEMBER 2022	439.43	10 E 800 310 259000 000	01/27/2023
				Totals for Aspirus Clinics Inc	1,098.58		
182437	01/27/2023	Background Investigation Burea	0 INV-16118	BACKGROUND CHECKS: 9 TOTAL	130.05	10 E 800 310 260000 000	01/27/2023
				Totals for Background Investigation Bure	130.05		
182438	01/27/2023	Bender Investments, Inc.	0 SUITE 110 & 120	MARCH 6-9, MARCH 23-24, MARCH 27-31, AND MARCH 31: STATE TESTING AND PROM	1,200.00	99 E 600 328 255400 360	01/27/2023
				Totals for Bender Investments, Inc.	1,200.00		
182439	01/27/2023	Black River Industries	0 39181	TRANSPORTATION SERVICES DECEMBER: A. WILHELM, J. CZARNECKI, K. MESSMANN	1,332.00	27 E 800 341 256750 451	01/27/2023
				Totals for Black River Industries	1,332.00		
182440	01/27/2023	Blazer Works	0 20561953	J. SEVERSON: 12/25/22	22.31	27 E 600 360 156700 019	01/27/2023
182440	01/27/2023	Blazer Works	0 20567083	L. BAILEY: 1/8/23	352.00	27 E 600 360 156700 019	01/27/2023
182440	01/27/2023	Blazer Works	0 20567084	J. SEVERSON: 1/8/23	89.25	27 E 600 360 156700 019	01/27/2023
				Totals for Blazer Works	463.56		
182441	01/27/2023	Brandl, Larry	0 REIMBURSE	BI-STATE WRESTLING CLASSIC	175.00	10 E 400 940 162000 959	01/27/2023
				Totals for Brandl, Larry	175.00		
182442	01/27/2023	Broadway Theatre	0 2023001	DPI MENTAL HEALTH GRANT: POKEMON DETECTIVE PIKACHU	200.00	10 E 800 940 221200 297	01/27/2023
				Totals for Broadway Theatre	200.00		
182443	01/27/2023	Commercial Recycling Corp	0 74973	MONTHLY SERVICE AND RENTAL OF 4 TRAILERS	50.00	10 E 400 324 253000 000	01/27/2023
182443	01/27/2023	Commercial Recycling Corp	0 74973	MONTHLY SERVICE AND RENTAL OF 4 TRAILERS	50.00	10 E 100 324 253000 000	01/27/2023
182443	01/27/2023	Commercial Recycling Corp	0 74973	MONTHLY SERVICE AND RENTAL OF 4 TRAILERS	50.00	10 E 101 324 253000 000	01/27/2023
182443	01/27/2023	Commercial Recycling Corp	0 74973	MONTHLY SERVICE AND RENTAL OF 4 TRAILERS	50.00	10 E 200 324 253000 000	01/27/2023

CHECK #	CHECK DATE	VENDOR	PO INVOICE #	DESCRIPTION	CHECK AMOUNT	ACCOUNT	POST DATE
			NUMBER			NUMBER	
				TRAILERS			
				Totals for Commercial Recycling Corp	200.00		
182444	01/27/2023	Draeger, Alex	0 1/24/23	MAES PIANO TUNING	105.00	10 E 100 310 125400 000	01/27/2023
				Totals for Draeger, Alex	105.00		
182445	01/27/2023	E-Therapy LLC	0 28846	SPEECH THERAPY \$475.00/PHYSICAL THERAPY \$506.25	506.25	27 E 600 360 218200 019	01/27/2023
182445	01/27/2023	E-Therapy LLC	0 28846	SPEECH THERAPY \$475.00/PHYSICAL THERAPY \$506.25	475.00	27 E 600 360 218100 019	01/27/2023
				Totals for E-Therapy LLC	981.25		
182446	01/27/2023	Evan-Moor	6012200036 INV361159	Evan Moor Daily Geography	54.96	27 E 600 470 158700 019	01/27/2023
182446	01/27/2023	Evan-Moor	6012200038 INV361402	Evan Moor Math Curriculum	85.96	27 E 600 470 158700 019	01/27/2023
				Totals for Evan-Moor	140.92		
182447	01/27/2023	Follett Book Company	4002200192 571147F	book orders for newly published titles *blanket PO so I can place orders throughout the semester	69.33	10 E 400 432 222200 031	01/27/2023
182447	01/27/2023	Follett Book Company	4002200192 584660F	book orders for newly published titles *blanket PO so I can place orders throughout the semester	60.75	10 E 400 432 222200 031	01/27/2023
				Totals for Follett Book Company	130.08		
182448	01/27/2023	Grand Theater	0 575290	MAES FIELD TRIP:PEKING ACROBATS	2,562.00	21 E 100 940 240000 010	01/27/2023
				Totals for Grand Theater	2,562.00		
182449	01/27/2023	Gunderson Cleaners	4002200118 K114260	Gunderson Cleaners, Marching / Concert Uniforms	954.92	10 E 400 310 125500 000	01/27/2023
				Totals for Gunderson Cleaners	954.92		
182450	01/27/2023	Heid Music	2002200123 3231922	Music supplies	282.00	10 E 200 411 125500 000	01/27/2023
182450	01/27/2023	Heid Music	2002200123 3235029	Music supplies	68.86	10 E 200 411 125500 000	01/27/2023
182450	01/27/2023	Heid Music	4002200125 3231948	411 Instrument Supplies	92.70	10 E 400 411 125500 000	01/27/2023
				Totals for Heid Music	443.56		
182451	01/27/2023	Huotari Construction Inc	0 3414	MAES MANSONRY WORK	351.80	10 E 100 324 254300 000	01/27/2023
				Totals for Huotari Construction Inc	351.80		
182452	01/27/2023	J H Larson Company	8012200108 S102869084.001	2022-2023 JH Larson Electrical and Plumbing Supplies	515.03	10 E 100 411 253000 000	01/27/2023
				Totals for J H Larson Company	515.03		
182453	01/27/2023	Jostens Inc	9002200173 29941996	Medford Adult Diploma Academy Diplomas	18.95	80 E 800 411 310000 735	01/27/2023
				Totals for Jostens Inc	18.95		
182454	01/27/2023	JW Pepper & Sons, Inc.	2002200120 364888901	music literature	62.99	10 E 200 411 125500 000	01/27/2023

CHECK #	CHECK DATE	VENDOR	PO INVOICE #		DESCRIPTION	CHECK AMOUNT	ACCOUNT				POST DATE		
			NUMBER	NUMBER			NUMBER	NUMBER	NUMBER	NUMBER			
182454	01/27/2023	JW Pepper & Sons, Inc.	2002200130	364926625	Concert music	52.92	10	E	200	411	125400	000	01/27/2023
182454	01/27/2023	JW Pepper & Sons, Inc.	4002200232	364902738	Music for Concert Choir, All Choirs, Take Note	29.98	10	E	400	411	125400	000	01/27/2023
182454	01/27/2023	JW Pepper & Sons, Inc.	4002200293	364928449	Music for Red White Spotlight and Spring Concert	155.00	10	E	400	411	125400	000	01/27/2023
					Totals for JW Pepper & Sons, Inc.	300.89							
182455	01/27/2023	Kopp, Casey	0	10/20-12/10/22	RVA MILEAGE	741.80	99	E	600	342	120000	360	01/27/2023
					Totals for Kopp, Casey	741.80							
182456	01/27/2023	Kramer Strick, Jacqueline	0	6	DPI/DOJ COUNSELING	80.00	10	E	800	310	221200	297	01/27/2023
182456	01/27/2023	Kramer Strick, Jacqueline	0	6	DPI/DOJ COUNSELING	600.00	10	E	800	310	213000	698	01/27/2023
					Totals for Kramer Strick, Jacqueline	680.00							
182457	01/27/2023	Kramer Plumbing & Heating Inc	0	46849	MASH KITCHEN NEW PIPES FOR NEW OVENS	1,269.00	50	E	800	324	257000	000	01/27/2023
182457	01/27/2023	Kramer Plumbing & Heating Inc	0	46850	MAES KITCHEN PIPE FOR NEW OVEN	627.25	50	E	800	324	257000	000	01/27/2023
182457	01/27/2023	Kramer Plumbing & Heating Inc	0	46851	MAES REPLACED DRINKING FOUNTAIN	393.15	10	E	100	324	254300	000	01/27/2023
182457	01/27/2023	Kramer Plumbing & Heating Inc	0	46852	MASH UNPLUG URINAL DRAIN	387.25	10	E	400	324	254300	000	01/27/2023
182457	01/27/2023	Kramer Plumbing & Heating Inc	0	46853	MAES REPAIRED LEAKING TOLIETS	312.00	10	E	100	324	254300	000	01/27/2023
182457	01/27/2023	Kramer Plumbing & Heating Inc	0	46878	MASH ANGURED MAIN DRAIN	1,040.00	10	E	400	324	254300	000	01/27/2023
					Totals for Kramer Plumbing & Heating Inc	4,028.65							
182458	01/27/2023	Logic of English	6012200035	SI-169413	Bryar Mead LOE Order 1 - 7 digital only	49.99	27	E	600	360	158700	019	01/27/2023
					Totals for Logic of English	49.99							
182459	01/27/2023	McMaster-Carr	4002200299	90391922	Air filter for CNC and Duct for Jointers / install	664.81	10	E	400	553	136000	697	01/27/2023
					Totals for McMaster-Carr	664.81							
182460	01/27/2023	Melody Gardens	0	1/13/23	MAES FIELD TRIP: 66 TOTAL	264.00	10	E	100	940	110000	000	01/27/2023
182460	01/27/2023	Melody Gardens	0	1/20/23	MAES/SES FIELD TRIP: 71 TOTAL	142.00	10	E	100	940	110000	000	01/27/2023
182460	01/27/2023	Melody Gardens	0	1/20/23	MAES/SES FIELD TRIP: 71 TOTAL	142.00	10	E	101	940	110000	000	01/27/2023
					Totals for Melody Gardens	548.00							
182461	01/27/2023	Mid-Wisconsin Beverage Inc	0	2894838	MASH STUDENT VENDING	436.42	21	E	400	411	120000	610	01/27/2023
					Totals for Mid-Wisconsin Beverage Inc	436.42							
182462	01/27/2023	Moving Beyond the Page	6002200155	275957	Open PO	66.15	99	E	600	470	110000	360	01/27/2023
182462	01/27/2023	Moving Beyond the Page	6002200155	275968	Open PO	334.72	99	E	600	470	110000	360	01/27/2023
182462	01/27/2023	Moving Beyond the Page	6002200155	276012	Open PO	736.36	99	E	600	470	110000	360	01/27/2023
182462	01/27/2023	Moving Beyond the Page	6002200155	276092	Open PO	201.97	99	E	600	470	110000	360	01/27/2023
					Totals for Moving Beyond the Page	1,339.20							
182463	01/27/2023	Nassco Inc	1012200108	6245657	2022-2023 Nassco Custodial Supplies	225.19	10	E	101	411	253000	000	01/27/2023
182463	01/27/2023	Nassco Inc	1012200108	6245672	2022-2023 Nassco Custodial	513.35	10	E	101	411	253000	000	01/27/2023

CHECK #	CHECK DATE	VENDOR	PO INVOICE #	DESCRIPTION	CHECK AMOUNT	ACCOUNT	POST DATE
			NUMBER			NUMBER	
				Supplies			
				Totals for Nassco Inc	738.54		
182464	01/27/2023	NoRedInk Corp.	2002200255 19505	NoRedInk Renewal	5,670.00	10 E 200 362 122000 165	01/27/2023
				Totals for NoRedInk Corp.	5,670.00		
182465	01/27/2023	Northern Wisconsin Fence	0 11/25/22	INSTALL FENCE FOR BASEBALL FIELD	2,800.00	10 E 400 324 254200 000	01/27/2023
				Totals for Northern Wisconsin Fence	2,800.00		
182466	01/27/2023	O'Reilly Automotive, Inc.	0 3844-212564	VAN #2 & VAN #16 WIPER BLADES	107.96	10 E 400 411 254500 000	01/27/2023
				Totals for O'Reilly Automotive, Inc.	107.96		
182467	01/27/2023	Omega Laboratories Inc	0 22199 12-2022	STUDENT DRUG PANELS	168.50	10 E 800 310 219000 000	01/27/2023
				Totals for Omega Laboratories Inc	168.50		
182468	01/27/2023	OTC Brands, Inc.	1002200159 722214749-01	PTO Valentine's Day Project	41.35	10 E 101 411 110000 000	01/27/2023
				Supplies			
				Totals for OTC Brands, Inc.	41.35		
182469	01/27/2023	Pro Designs of WI LLC	0 1855	SHOW CHOIR MAGNETS/DECAL	308.25	21 E 400 411 120000 614	01/27/2023
				Totals for Pro Designs of WI LLC	308.25		
182470	01/27/2023	PSAT/NMSQT	0 382320152A	PSAT/NMSQT TESTING FEE 2022	72.00	10 E 800 411 221200 000	01/27/2023
				Totals for PSAT/NMSQT	72.00		
182471	01/27/2023	Radlinger, Caroline	0 8/15-12/21/22	MILEAGE/SPED SUPPLIES	248.75	27 E 800 342 218100 341	01/27/2023
182471	01/27/2023	Radlinger, Caroline	0 8/15-12/21/22	MILEAGE/SPED SUPPLIES	13.85	27 E 800 411 218100 341	01/27/2023
				Totals for Radlinger, Caroline	262.60		
182472	01/27/2023	Reinke, Amanda	0 42	NVCI TRAUMA TRAINING	200.00	27 E 800 310 221300 341	01/27/2023
				Totals for Reinke, Amanda	200.00		
182473	01/27/2023	Scholastic Book Clubs	0 72043003	A. READER:EERA BOOKS	44.31	27 E 800 439 152000 347	01/27/2023
				Totals for Scholastic Book Clubs	44.31		
182474	01/27/2023	Swank Movie Licensing USA	4002200307 3311043	movie license	920.00	10 E 400 360 222200 031	01/27/2023
				Totals for Swank Movie Licensing USA	920.00		
182475	01/27/2023	Taylor County Highway Dept	0 1/1-1/13/23	SALTING	831.80	10 E 400 324 253000 000	01/27/2023
182475	01/27/2023	Taylor County Highway Dept	0 1/1-1/13/23	SALTING	831.80	10 E 100 324 253000 000	01/27/2023
182475	01/27/2023	Taylor County Highway Dept	0 1/1-1/13/23	SALTING	237.65	10 E 101 324 253000 000	01/27/2023
182475	01/27/2023	Taylor County Highway Dept	0 1/1-1/13/23	SALTING	475.31	10 E 200 324 253000 000	01/27/2023
				Totals for Taylor County Highway Dept	2,376.56		
182476	01/27/2023	WASB	0 29334	2023 STATE EDUCATION CONVENTION: L. LUNDY	295.00	10 E 800 310 231000 000	01/27/2023
182476	01/27/2023	WASB	0 35587	2023 WASBO LUNCHEON: A. BROOKS	44.00	10 E 800 342 231000 000	01/27/2023
				Totals for WASB	339.00		
182477	01/27/2023	WiscNet	0 20321	ANNUAL COST FOR CONNECT+1 SERVICE	1,320.00	10 E 800 358 260000 000	01/27/2023
				Totals for WiscNet	1,320.00		
182478	01/27/2023	Wisconsin eSchool Network	0 RI.12292022.724	RVA 22-23 MICRONETWORK FEES	11,000.00	99 E 600 389 219000 360	01/27/2023
				Totals for Wisconsin eSchool Network	11,000.00		

CHECK #	CHECK DATE	VENDOR	PO	INVOICE #	DESCRIPTION	CHECK AMOUNT	ACCOUNT	POST DATE
			NUMBER	NUMBER		NUMBER		
182479	01/30/2023	Medford Area Public School Dis	0	1/31 Payroll	1/31 Payroll	654,688.93	10 A 000 000 711100 000	01/30/2023
Totals for Medford Area Public School Di						654,688.93		
182480	01/30/2023	Delta Dental of Wisconsin	0	000001896349	11511000000000000000-February 2023	17,898.11	10 L 000 000 811632 000	01/31/2023
182480	01/30/2023	Delta Dental of Wisconsin	0	000001896349	11511000000000000000-February 2023	10,195.25	27 L 000 000 811632 000	01/31/2023
182480	01/30/2023	Delta Dental of Wisconsin	0	000001896349	11511000000000000000-February 2023	286.95	50 L 000 000 811632 000	01/31/2023
182480	01/30/2023	Delta Dental of Wisconsin	0	000001896349	11511000000000000000-February 2023	259.87	80 L 000 000 811632 000	01/31/2023
182480	01/30/2023	Delta Dental of Wisconsin	0	000001896349	11511000000000000000-February 2023	7,671.64	99 L 000 000 811632 000	01/31/2023
182480	01/30/2023	Delta Dental of Wisconsin	0	000001896350	11511700000000000000-February 2023	172.70	10 L 000 000 811632 000	01/31/2023
Totals for Delta Dental of Wisconsin						36,484.52		
182481	01/30/2023	Kansas City Life Insurance Co	0	1540547	1000075000000000-February 2023	2,847.65	10 L 000 000 811633 000	01/31/2023
182481	01/30/2023	Kansas City Life Insurance Co	0	1540547	1000075000000000-February 2023	1,419.16	27 L 000 000 811633 000	01/31/2023
182481	01/30/2023	Kansas City Life Insurance Co	0	1540547	1000075000000000-February 2023	31.96	50 L 000 000 811633 000	01/31/2023
182481	01/30/2023	Kansas City Life Insurance Co	0	1540547	1000075000000000-February 2023	37.15	80 L 000 000 811633 000	01/31/2023
182481	01/30/2023	Kansas City Life Insurance Co	0	1540547	1000075000000000-February 2023	1,316.29	99 L 000 000 811633 000	01/31/2023
Totals for Kansas City Life Insurance Co						5,652.21		
182482	01/30/2023	Thrivent Financial/Lutherans	0	20230113ADDA0	1/31GROUP ID: 000192600-002; L JISKRA - \$300.00	150.00	10 L 000 000 811670 000	01/31/2023
182482	01/30/2023	Thrivent Financial/Lutherans	0	20230131ADDA0	1/31GROUP ID: 000192600-002; L JISKRA - \$300.00	150.00	10 L 000 000 811670 000	01/31/2023
Totals for Thrivent Financial/Lutherans						300.00		
182483	01/30/2023	Thrivent Mutual Funds	0	20230113ADDA0	1/31Thrivent Mutual Funds-J. Hraby-\$250.00	125.00	10 L 000 000 811670 000	01/31/2023
182483	01/30/2023	Thrivent Mutual Funds	0	20230131ADDA0	1/31Thrivent Mutual Funds-J. HRaby-\$250.00	125.00	10 L 000 000 811670 000	01/31/2023
Totals for Thrivent Mutual Funds						250.00		
182484	01/30/2023	Ameriprise Financial Services	0	20230113ADDA0	1/31NBS - National Benefit Services; B Walsh - \$200.00,M. Hawley-\$100	150.00	99 L 000 000 811670 000	01/31/2023
182484	01/30/2023	Ameriprise Financial Services	0	20230131ADDA0	1/31NBS - National Benefit Services; B Walsh - \$200.00, M. Hawley-\$100	150.00	99 L 000 000 811670 000	01/31/2023
Totals for Ameriprise Financial Services						300.00		
182485	01/30/2023	AXA Equitable	0	20230113ADDA2	1/31UNIT#: 008365 001-B.Noelder-\$500,M.Phillips-\$500	250.00	10 L 000 000 811670 000	01/31/2023
182485	01/30/2023	AXA Equitable	0	20230113ADDA22	1/31AXA EQUITABLE	250.00	99 L 000 000 811670 000	01/31/2023
182485	01/30/2023	AXA Equitable	0	20230131ADDA2	1/31UNIT#: 008365 001	250.00	10 L 000 000 811670 000	01/31/2023
182485	01/30/2023	AXA Equitable	0	20230131ADDA22	1/31AXA EQUITABLE	250.00	99 L 000 000 811670 000	01/31/2023
Totals for AXA Equitable						1,000.00		
182486	01/30/2023	NVA Vision	0	4409708	5108 February 2023	3,472.37	10 L 000 000 811639 000	01/31/2023

CHECK #	CHECK DATE	VENDOR	PO	INVOICE #	DESCRIPTION	CHECK AMOUNT	ACCOUNT	POST DATE
			NUMBER	NUMBER		NUMBER		
182486	01/30/2023	NVA Vision	0	4409708	5108 February 2023	1,010.36	27 L 000 000 811639 000	01/31/2023
182486	01/30/2023	NVA Vision	0	4409708	5108 February 2023	47.26	50 L 000 000 811639 000	01/31/2023
182486	01/30/2023	NVA Vision	0	4409708	5108 February 2023	666.77	99 L 000 000 811639 000	01/31/2023
182486	01/30/2023	NVA Vision	0	4409708	5108 February 2023	14.18	80 L 000 000 811639 000	01/31/2023
					Totals for NVA Vision	5,210.94		
182487	01/30/2023	Abbotsford High School	0	1/30/23	MAMS WRESTLING FEE	50.00	80 E 200 940 393000 959	01/30/2023
182487	01/30/2023	Abbotsford High School	0	1/30/23	MAMS WRESTLING FEE	50.00-	80 E 200 940 393000 959	01/30/2023
					Totals for Abbotsford High School	0.00		
182488	01/30/2023	Antigo High School	0	1/28/23	GYMNASTICS INVITE FEE	175.00	10 E 400 940 162000 962	01/30/2023
182488	01/30/2023	Antigo High School	0	1/28/23	GYMNASTICS INVITE FEE	175.00-	10 E 400 940 162000 962	01/30/2023
					Totals for Antigo High School	0.00		
182489	01/30/2023	Arcadia High School	0	1/21/23	VARSITY WRESTLING FEE	200.00	10 E 400 940 162000 959	01/30/2023
182489	01/30/2023	Arcadia High School	0	1/21/23	VARSITY WRESTLING FEE	200.00-	10 E 400 940 162000 959	01/30/2023
					Totals for Arcadia High School	0.00		
182490	01/30/2023	Ashland School District	0	2/11/23	GYMNASTICS INVITE FEE	150.00	10 E 400 940 162000 962	01/30/2023
182490	01/30/2023	Ashland School District	0	2/11/23	GYMNASTICS INVITE FEE	150.00-	10 E 400 940 162000 962	01/30/2023
					Totals for Ashland School District	0.00		
182491	01/30/2023	Athens School District	0	1/20/23	MAMS WRESTLING FEE	50.00	80 E 200 940 393000 959	01/30/2023
182491	01/30/2023	Athens School District	0	1/20/23	MAMS WRESTLING FEE	50.00-	80 E 200 940 393000 959	01/30/2023
					Totals for Athens School District	0.00		
182492	01/30/2023	Biever, Michael JR	0	1/30/23	GIRLS VARSITY HOCKEY VS BLACK RIVER FALLS	150.00	10 E 400 310 162000 960	01/30/2023
182492	01/30/2023	Biever, Michael JR	0	1/30/23	GIRLS VARSITY HOCKEY VS BLACK RIVER FALLS	150.00-	10 E 400 310 162000 960	01/30/2023
					Totals for Biever, Michael JR	0.00		
182493	01/30/2023	Brzezinski, Adam	0	1/30/23	BOYS VARSITY BB VS RHINELANDER	120.00	10 E 400 310 162000 957	01/30/2023
182493	01/30/2023	Brzezinski, Adam	0	1/30/23	BOYS VARSITY BB VS RHINELANDER	120.00-	10 E 400 310 162000 957	01/30/2023
					Totals for Brzezinski, Adam	0.00		
182494	01/30/2023	Christianson, Jason	0	1/30/23	BOYS JV BB VS RHINELANDER	55.00	10 E 400 310 162000 957	01/30/2023
182494	01/30/2023	Christianson, Jason	0	1/30/23	BOYS JV BB VS RHINELANDER	55.00-	10 E 400 310 162000 957	01/30/2023
					Totals for Christianson, Jason	0.00		
182495	01/30/2023	Ellenbecker, Connor	0	1/30/23	BOYS VARSITY BB VS RHINELANDER	120.00	10 E 400 310 162000 957	01/30/2023
182495	01/30/2023	Ellenbecker, Connor	0	1/30/23	BOYS VARSITY BB VS RHINELANDER	120.00-	10 E 400 310 162000 957	01/30/2023
					Totals for Ellenbecker, Connor	0.00		
182496	01/30/2023	Henrichs, Pat	0	1/30/23	BOYS JV BB VS RHINELANDER	55.00	10 E 400 310 162000 957	01/30/2023
182496	01/30/2023	Henrichs, Pat	0	1/30/23	BOYS JV BB VS RHINELANDER	55.00-	10 E 400 310 162000 957	01/30/2023
					Totals for Henrichs, Pat	0.00		
182497	01/30/2023	Jackson, Sayer	0	1/30/23	BOYS VARSITY BB VS RHINELANDER	150.00	10 E 400 310 162000 957	01/30/2023
182497	01/30/2023	Jackson, Sayer	0	1/30/23	BOYS VARSITY BB VS RHINELANDER	150.00-	10 E 400 310 162000 957	01/30/2023

CHECK #	CHECK DATE	VENDOR	PO INVOICE #	DESCRIPTION	CHECK AMOUNT	ACCOUNT	POST DATE
			NUMBER			NUMBER	
Totals for Jackson, Sayer					0.00		
182498	01/30/2023	Merrill Public School District	0 1/27/23	MAMS WRESTLING FEE	100.00	80 E 200 940 393000 959	01/30/2023
182498	01/30/2023	Merrill Public School District	0 1/27/23	MAMS WRESTLING FEE	100.00-	80 E 200 940 393000 959	01/30/2023
Totals for Merrill Public School Distric					0.00		
182499	01/30/2023	Peloquin, Christopher	0 1/30/23	GIRLS VARSITY HOCKEY VS BLACK RIVER FALLS	150.00	10 E 400 310 162000 960	01/30/2023
182499	01/30/2023	Peloquin, Christopher	0 1/30/23	GIRLS VARSITY HOCKEY VS BLACK RIVER FALLS	150.00-	10 E 400 310 162000 960	01/30/2023
Totals for Peloquin, Christopher					0.00		
182500	01/30/2023	Radlinger, Michael	0 1/30/23	BOYS JV2 BB VS RHINELANDER	55.00	10 E 400 310 162000 957	01/30/2023
182500	01/30/2023	Radlinger, Michael	0 1/30/23	BOYS JV2 BB VS RHINELANDER	55.00-	10 E 400 310 162000 957	01/30/2023
Totals for Radlinger, Michael					0.00		
182501	01/30/2023	Wendorf, William	0 1/30/23	GIRLS VARSITY HOCKEY VS BLACK RIVER FALLS	120.00	10 E 400 310 162000 960	01/30/2023
182501	01/30/2023	Wendorf, William	0 1/30/23	GIRLS VARSITY HOCKEY VS BLACK RIVER FALLS	120.00-	10 E 400 310 162000 960	01/30/2023
Totals for Wendorf, William					0.00		
182502	01/30/2023	Wenzel, Leon	0 1/30/23	BOYS JV2 BB VS RHINELANDER	55.00	10 E 400 310 162000 957	01/30/2023
182502	01/30/2023	Wenzel, Leon	0 1/30/23	BOYS JV2 BB VS RHINELANDER	55.00-	10 E 400 310 162000 957	01/30/2023
Totals for Wenzel, Leon					0.00		
182503	01/30/2023	Abbotsford High School	0 1/30/23	MAMS WRESTLING FEE	50.00	80 E 200 940 393000 959	01/30/2023
Totals for Abbotsford High School					50.00		
182504	01/30/2023	Antigo High School	0 1/28/23	GYMNASTICS INVITE FEE	175.00	10 E 400 940 162000 962	01/30/2023
Totals for Antigo High School					175.00		
182505	01/30/2023	Arcadia High School	0 1/21/23	VARSITY WRESTLING FEE	200.00	10 E 400 940 162000 959	01/30/2023
Totals for Arcadia High School					200.00		
182506	01/30/2023	Ashland School District	0 2/11/23	GYMNASTICS INVITE FEE	150.00	10 E 400 940 162000 962	01/30/2023
Totals for Ashland School District					150.00		
182507	01/30/2023	Athens School District	0 1/20/23	MAMS WRESTLING FEE	50.00	80 E 200 940 393000 959	01/30/2023
Totals for Athens School District					50.00		
182508	01/30/2023	Biever, Michael JR	0 1/30/23	GIRLS VARSITY HOCKEY VS BLACK RIVER FALLS	150.00	10 E 400 310 162000 960	01/30/2023
Totals for Biever, Michael JR					150.00		
182509	01/30/2023	Brzezinski, Adam	0 1/30/23	BOYS VARSITY BB VS RHINELANDER	120.00	10 E 400 310 162000 957	01/30/2023
Totals for Brzezinski, Adam					120.00		
182510	01/30/2023	Christianson, Jason	0 1/30/23	BOYS JV BB VS RHINELANDER	55.00	10 E 400 310 162000 957	01/30/2023
Totals for Christianson, Jason					55.00		
182511	01/30/2023	Ellenbecker, Connor	0 1/30/23	BOYS VARSITY BB VS RHINELANDER	120.00	10 E 400 310 162000 957	01/30/2023
Totals for Ellenbecker, Connor					120.00		

CHECK #	CHECK DATE	VENDOR	PO	INVOICE #	DESCRIPTION	CHECK	AMOUNT	ACCOUNT	POST DATE
			NUMBER	NUMBER		NUMBER			
182512	01/30/2023	Henrichs, Pat	0	1/30/23	BOYS JV BB VS RHINELANDER	55.00	10 E 400 310 162000 957	01/30/2023	
					Totals for Henrichs, Pat	55.00			
182513	01/30/2023	Jackson, Sayer	0	1/30/23	BOYS VARSITY BB VS RHINELANDER	150.00	10 E 400 310 162000 957	01/30/2023	
					Totals for Jackson, Sayer	150.00			
182514	01/30/2023	Merrill Public School District	0	1/27/23	MAMS WRESTLING FEE	100.00	80 E 200 940 393000 959	01/30/2023	
					Totals for Merrill Public School Distric	100.00			
182515	01/30/2023	Peloquin, Christopher	0	1/30/23	GIRLS VARSITY HOCKEY VS BLACK RIVER FALLS	150.00	10 E 400 310 162000 960	01/30/2023	
					Totals for Peloquin, Christopher	150.00			
182516	01/30/2023	Radlinger, Michael	0	1/30/23	BOYS JV2 BB VS RHINELANDER	55.00	10 E 400 310 162000 957	01/30/2023	
					Totals for Radlinger, Michael	55.00			
182517	01/30/2023	Wendorf, William	0	1/30/23	GIRLS VARSITY HOCKEY VS BLACK RIVER FALLS	120.00	10 E 400 310 162000 960	01/30/2023	
					Totals for Wendorf, William	120.00			
182518	01/30/2023	Wenzel, Leon	0	1/30/23	BOYS JV2 BB VS RHINELANDER	55.00	10 E 400 310 162000 957	01/30/2023	
					Totals for Wenzel, Leon	55.00			
182519	01/30/2023	Arndt, Janelle	0	REFUND FS ACCOU	FOOD SERVICE REFUND	17.70	50 R 800 251 257000 000	01/30/2023	
					Totals for Arndt, Janelle	17.70			
182520	01/30/2023	Koontz, Bob	0	REFUND FS ACCOU	FOOD SERVICE REFUND	28.81	50 R 800 251 257000 000	01/30/2023	
					Totals for Koontz, Bob	28.81			
182521	01/30/2023	Maukstad, Carylee	0	REFUND FS ACCOU	FOOD SERVICE REFUND	29.40	50 R 800 251 257000 000	01/30/2023	
					Totals for Maukstad, Carylee	29.40			
182522	01/30/2023	Schild, Pamela	0	REFUND FS ACCOU	FOOD SERVICE REFUND	45.75	50 R 800 251 257000 000	01/30/2023	
					Totals for Schild, Pamela	45.75			
182523	01/31/2023	Wenzel, Leon	0	1/31/23	GIRLS 7TH B/8TH A BB VS JAMES WILLIAMS MIDDLE	70.00	80 E 200 310 393000 956	01/31/2023	
					Totals for Wenzel, Leon	70.00			
182524	01/31/2023	Apfelbeck, Anya	0	2022 SCHOLARSHI	DEREK SMITH MEMORIAL - \$250 KLOSSNER-DIETZLER VFW 5729 AUX - \$300 MEF STAFF - \$350 TAYLOR COUNTY TAVERN LEAGUE - \$500	1,400.00	21 E 400 370 450000 477	01/31/2023	
					Totals for Apfelbeck, Anya	1,400.00			
182525	01/31/2023	Brandner, Lyza	0	2022 SCHOLARSHI	MARATHON CHEESE-GOLDBACH FOUND - \$2,000 ROBERT RETZER MEMORIAL - \$500	2,500.00	21 E 400 370 450000 477	01/31/2023	
					Totals for Brandner, Lyza	2,500.00			
182526	01/31/2023	Doyle, Caitlin	0	2022 SCHOLARSHI	KLOSSNER-DIETZLER #5729 - \$500 MEDFORD YOUTH SOCCER - \$500	1,000.00	21 E 400 370 450000 477	01/31/2023	
					Totals for Doyle, Caitlin	1,000.00			

CHECK #	CHECK DATE	VENDOR	PO INVOICE #	DESCRIPTION	CHECK AMOUNT	ACCOUNT	POST DATE
			NUMBER			NUMBER	
182527	01/31/2023	Jochimsen, Destiny	0 2022 SCHOLARSHI	ZACH SMOLA HUMBLE & KIND MEMORIAL - \$500	500.00	21 E 400 370 450000 477	01/31/2023
				Totals for Jochimsen, Destiny	500.00		
182528	01/31/2023	Kelley, Brigham	0 2022 SCHOLARSHI	KLOSSEN-DIETZLER VFW 5729 AUX - \$300 MIKE KRULTZ MEMORIAL - \$500 THREE SPORT AWARD - \$100 WHITTLESEY LIONS - \$300	100.00	21 E 400 411 240000 494	01/31/2023
182528	01/31/2023	Kelley, Brigham	0 2022 SCHOLARSHI	KLOSSEN-DIETZLER VFW 5729 AUX - \$300 MIKE KRULTZ MEMORIAL - \$500 THREE SPORT AWARD - \$100 WHITTLESEY LIONS - \$300	1,100.00	21 E 400 370 450000 477	01/31/2023
				Totals for Kelley, Brigham	1,200.00		
182529	01/31/2023	Machon, Brayden	0 2022 SCHOLARSHI	KEN & DARLENE HALLGREN MEMORIAL \$1,500 MEDFORD HS ALUMNI HOCKEY - \$100 ZACH SMOLA HUMBLE & KIND MEMORIAL - \$500	2,100.00	21 E 400 370 450000 477	01/31/2023
				Totals for Machon, Brayden	2,100.00		
182530	01/31/2023	Smith, Myah	0 2022 SCHOLARSHI	NORTH CENTRAL OUTDOORS - \$500 RUMBLEFEST - \$1,000	1,500.00	21 E 400 370 450000 477	01/31/2023
				Totals for Smith, Myah	1,500.00		
182531	01/31/2023	Domaradzki, Yvette	0 QTR 1 2022-2023	RVA INTERNET REIMBURSEMENT	25.00	10 R 800 990 500000 000	01/31/2023
182531	01/31/2023	Domaradzki, Yvette	0 QTR 1 2022-2023	RVA INTERNET REIMBURSEMENT	90.00	99 E 600 358 235000 360	01/31/2023
				Totals for Domaradzki, Yvette	65.00		
182532	02/01/2023	Brandner, Kristen	0 12/19-12/20/22	MASH BOYS/GIRLS HOCKEY TABLE WORKER	30.00	10 E 400 310 162000 961	02/01/2023
182532	02/01/2023	Brandner, Kristen	0 12/19-12/20/22	MASH BOYS/GIRLS HOCKEY TABLE WORKER	30.00	10 E 400 310 162000 960	02/01/2023
				Totals for Brandner, Kristen	60.00		
182533	02/01/2023	Brandner, Sarah	0 12/13/22	MASH BOYS SWIM COMPUTER	30.00	10 E 400 310 162000 958	02/01/2023
				Totals for Brandner, Sarah	30.00		
182534	02/01/2023	Christianson, Jason	0 12/16/22-1/20/2	MASH BOYS/GIRLS BB ANNOUNCER	30.00	10 E 400 310 162000 957	02/01/2023
182534	02/01/2023	Christianson, Jason	0 12/16/22-1/20/2	MASH BOYS/GIRLS BB ANNOUNCER	90.00	10 E 400 310 162000 956	02/01/2023
				Totals for Christianson, Jason	120.00		
182535	02/01/2023	Clark, Christopher	0 12/9/22-1/7/23	MASH GIRLS/BOYS BB TABLE WORKER	55.00	10 E 400 310 162000 957	02/01/2023
182535	02/01/2023	Clark, Christopher	0 12/9/22-1/7/23	MASH GIRLS/BOYS BB TABLE WORKER	50.00	10 E 400 310 162000 956	02/01/2023
				Totals for Clark, Christopher	105.00		
182536	02/01/2023	Clausnitzer, Dawn	0 12/16/22-1/20/2	MASH GIRLS/BOYS BB TABLE WORKER	85.00	10 E 400 310 162000 957	02/01/2023
182536	02/01/2023	Clausnitzer, Dawn	0 12/16/22-1/20/2	MASH GIRLS/BOYS BB TABLE WORKER	140.00	10 E 400 310 162000 956	02/01/2023
				Totals for Clausnitzer, Dawn	225.00		

CHECK #	CHECK DATE	VENDOR	PO	INVOICE #	DESCRIPTION	CHECK AMOUNT	ACCOUNT	POST DATE
			NUMBER	NUMBER			NUMBER	
182537	02/01/2023	Fitzgerald, Kylie	0	1/20/23	MASH GIRLS HOCKEY TABLE WORKER	30.00	10 E 400 310 162000 960	02/01/2023
					Totals for Fitzgerald, Kylie	30.00		
182538	02/01/2023	Henrichs, Gary	0	1/17/23	MAMS GIRLS TABLE WORKER	35.00	80 E 200 310 393000 956	02/01/2023
					Totals for Henrichs, Gary	35.00		
182539	02/01/2023	Henrichs, Pat	0	12/9/22-1/6/23	MASH BOYS/GIRLS BB ANNOUNCER	30.00	10 E 400 310 162000 957	02/01/2023
182539	02/01/2023	Henrichs, Pat	0	12/9/22-1/6/23	MASH BOYS/GIRLS BB ANNOUNCER	30.00	10 E 400 310 162000 956	02/01/2023
					Totals for Henrichs, Pat	60.00		
182540	02/01/2023	Kelley, Rhonda	0	1/20/23	MASH GIRLS BB TICKET TAKER	30.00	10 E 400 310 162000 956	02/01/2023
					Totals for Kelley, Rhonda	30.00		
182541	02/01/2023	Krause, Heidi	0	12/20/22	MASH GYMNASTICS TABLE WORKER	30.00	10 E 400 310 162000 962	02/01/2023
					Totals for Krause, Heidi	30.00		
182542	02/01/2023	Machon, Brett	0	1/12-1/17/23	MASH BOYS HOCKEY TABLE WORKER	60.00	10 E 400 310 162000 961	02/01/2023
					Totals for Machon, Brett	60.00		
182543	02/01/2023	Mateer, Margaret	0	12/20/22	MASH GYMNASTICS TABLE WORKER	30.00	10 E 400 310 162000 962	02/01/2023
					Totals for Mateer, Margaret	30.00		
182544	02/01/2023	Miller, Deanna	0	1/6/23	MASH GIRLS BB TICKET TAKER	30.00	10 E 400 310 162000 956	02/01/2023
					Totals for Miller, Deanna	30.00		
182545	02/01/2023	Petersen, Layla	0	12/13/22	MASH BOYS SWIM TIMER	15.00	10 E 400 310 162000 958	02/01/2023
					Totals for Petersen, Layla	15.00		
182546	02/01/2023	Rau, Olivia	0	12/13/22	MASH BOYS SWIM TIMER	15.00	10 E 400 310 162000 958	02/01/2023
					Totals for Rau, Olivia	15.00		
182547	02/01/2023	Reimann, Marcus	0	1/12/23	MASH BOYS SWIM TIMER	30.00	10 E 400 310 162000 958	02/01/2023
					Totals for Reimann, Marcus	30.00		
182548	02/01/2023	Reimann, Sarah	0	12/13/22-1/12/2	MASH BOYS SWIM TIMER	60.00	10 E 400 310 162000 958	02/01/2023
					Totals for Reimann, Sarah	60.00		
182549	02/01/2023	Searles, Corrie	0	12/16/22-1/17/2	MASH BOYS HOCKEY ANNOUNCER	120.00	10 E 400 310 162000 961	02/01/2023
					Totals for Searles, Corrie	120.00		
182550	02/01/2023	Sperl, Jill	0	1/12/23	MASH BOYS SWIM TIMER	25.00	10 E 400 310 162000 958	02/01/2023
					Totals for Sperl, Jill	25.00		
182551	02/01/2023	Weix, Christine	0	12/13/22-1/12/2	MASH BOYS SWIM TIMER	60.00	10 E 400 310 162000 958	02/01/2023
					Totals for Weix, Christine	60.00		
182552	02/01/2023	Wibben, Brook	0	12/9/22-1/20/23	MASH BOYS/GIRLS BB TABLE WORKER	20.00	10 E 400 310 162000 957	02/01/2023
182552	02/01/2023	Wibben, Brook	0	12/9/22-1/20/23	MASH BOYS/GIRLS BB TABLE WORKER	55.00	10 E 400 310 162000 956	02/01/2023
					Totals for Wibben, Brook	75.00		
182553	02/01/2023	Wibben, Cheryl	0	12/16/22-1/17/2	MASH GIRLS/BOYS BB TABLE WORKER	30.00	10 E 400 310 162000 957	02/01/2023
182553	02/01/2023	Wibben, Cheryl	0	12/16/22-1/17/2	MASH GIRLS/BOYS BB TABLE WORKER	140.00	10 E 400 310 162000 956	02/01/2023
					Totals for Wibben, Cheryl	170.00		
182554	02/01/2023	Wilkins, Paige	0	12/1/22	MASH BOYS SWIM TIMER	15.00	10 E 400 310 162000 958	02/01/2023
					Totals for Wilkins, Paige	15.00		

CHECK #	CHECK DATE	VENDOR	PO	INVOICE #	DESCRIPTION	CHECK AMOUNT	ACCOUNT	POST DATE
						NUMBER	NUMBER	
182555	02/01/2023	Carrico Aquatic Resources Inc	0	20230077	REPAIR ON POOL ROBOTIC CLEANER	1,588.55	10 E 400 324 254490 000	02/01/2023
					Totals for Carrico Aquatic Resources Inc	1,588.55		
182556	02/01/2023	Central Door Solutions LLC	4012200109	37795	Replace Door Tech Ed Building	7,492.98	10 E 400 563 254900 000	02/01/2023
					Totals for Central Door Solutions LLC	7,492.98		
182557	02/01/2023	Crabbman's Driver Education, L	0	1/27/23	ANDRE REID DRIVERS SCHOLARSHIP	380.00	21 E 400 940 120000 630	02/01/2023
					Totals for Crabbman's Driver Education,	380.00		
182558	02/01/2023	Crisis Prevention Institute	9002200251	198064	Nonviolent CPI Manuals	1,139.60	10 E 800 490 221300 196	02/01/2023
					Totals for Crisis Prevention Institute	1,139.60		
182559	02/01/2023	GFL Environmental	0	UE0000376636	WASTE SERVICES	1,201.22	10 E 400 324 253000 000	02/01/2023
182559	02/01/2023	GFL Environmental	0	UE0000376636	WASTE SERVICES	761.21	10 E 100 324 253000 000	02/01/2023
182559	02/01/2023	GFL Environmental	0	UE0000376636	WASTE SERVICES	459.40	10 E 101 324 253000 000	02/01/2023
182559	02/01/2023	GFL Environmental	0	UE0000376636	WASTE SERVICES	704.83	10 E 200 324 253000 000	02/01/2023
					Totals for GFL Environmental	3,126.66		
182560	02/01/2023	KLM Entertainment LLC	0	2/4/23	FROSTED FORMAL DJ SERVICE	498.00	21 E 400 411 120000 618	02/01/2023
					Totals for KLM Entertainment LLC	498.00		
182561	02/01/2023	Kramer Strick, Jacqueline	0	7	DOJ COUNSELING	1,200.00	10 E 800 310 213000 698	02/01/2023
					Totals for Kramer Strick, Jacqueline	1,200.00		
182562	02/01/2023	MASH Curling	0	MARCH 2022	PRIDE PUMP DONATION	408.43	21 R 400 291 500000 495	02/01/2023
					Totals for MASH Curling	408.43		
182563	02/01/2023	McMillan Electric	0	C39179	SES MISC ELECTRICAL/REPLACE PANEL IN STORAGE CLOSET, ADD ELECTRICAL FOR WASHER AND DRYER	2,544.84	10 E 101 324 254300 000	02/01/2023
182563	02/01/2023	McMillan Electric	0	C39234	MAMS HOOK UP FOOD WARMERS AND OUTLET	837.19	50 E 800 324 257000 000	02/01/2023
182563	02/01/2023	McMillan Electric	0	C39355	MASH INSTALL ELECTRICAL FOR THEATRE/ADD NEW MICROWAVE/DISCONNECT WOOD SHOP EQUIPMENT/LOCATE TRIPPED BREAKER	1,898.31	10 E 400 324 254300 000	02/01/2023
182563	02/01/2023	McMillan Electric	0	C39355	MASH INSTALL ELECTRICAL FOR THEATRE/ADD NEW MICROWAVE/DISCONNECT WOOD SHOP EQUIPMENT/LOCATE TRIPPED BREAKER	632.77	50 E 800 324 257000 000	02/01/2023
					Totals for McMillan Electric	5,913.11		
182564	02/01/2023	Renning, Lewis & Lacy, S.C.	0	7314950	PROFESSIONAL SERVICES	116.44	10 E 800 310 231500 000	02/01/2023
182564	02/01/2023	Renning, Lewis & Lacy, S.C.	0	7314951	PROFESSIONAL SERVICES	5,713.00	10 E 800 310 231500 000	02/01/2023
182564	02/01/2023	Renning, Lewis & Lacy, S.C.	0	7314952	PROFESSIONAL SERVICES	1,412.50	10 E 800 310 231500 000	02/01/2023
					Totals for Renning, Lewis & Lacy, S.C.	7,241.94		
182565	02/01/2023	Schroeder, Su Ann	0	1/27/23	\$53 MINUS \$40 UNUSED EXAM FEE=\$13 X 2 AP TESTS	26.00	10 R 400 292 500000 000	02/01/2023

CHECK #	CHECK DATE	VENDOR	PO INVOICE #	DESCRIPTION	CHECK AMOUNT	ACCOUNT	POST DATE
			NUMBER			NUMBER	
				Totals for Schroeder, Su Ann	26.00		
182566	02/01/2023	Skyward Accounting Dept	8002200170 0000221812	W2/1095 TRAINING	2,100.00	10 E 800 310 252000 000	02/01/2023
				Totals for Skyward Accounting Dept	2,100.00		
182567	02/01/2023	The Sports Page	0 1/21/23	2023 BOWLING BONANZA: TOTAL 150	1,050.00	80 E 800 940 390000 901	02/01/2023
				Totals for The Sports Page	1,050.00		
182568	02/02/2023	Grych, Rosemary	0 2/2/23	VARSITY GYMNASTICS VS WISCONSIN RAPIDS	160.00	10 E 400 310 162000 962	02/02/2023
				Totals for Grych, Rosemary	160.00		
182569	02/02/2023	Olszewski, Mary	0 2/2/23	VARSITY GYMNASTICS VS WISCONSIN RAPIDS	160.00	10 E 400 310 162000 962	02/02/2023
				Totals for Olszewski, Mary	160.00		
182570	02/02/2023	Rundle, Kathleen	0 2/2/23	VARSITY GYMNASTICS VS WISCONSIN RAPIDS	160.00	10 E 400 310 162000 962	02/02/2023
				Totals for Rundle, Kathleen	160.00		
182571	02/02/2023	Schude, Renee	0 2/2/23	VARSITY GYMNASTICS VS WISCONSIN RAPIDS	160.00	10 E 400 310 162000 962	02/02/2023
				Totals for Schude, Renee	160.00		
182572	02/02/2023	Dassow, Cole	0 02-02-23	GIRLS A & B BASKETBALL VS ANTIGO	70.00	80 E 200 310 393000 956	02/02/2023
				Totals for Dassow, Cole	70.00		
182573	02/02/2023	Hupf, Angela	0 02-02-23	GIRLS A & B BASKETBALL VS ANTIGO	70.00	80 E 200 310 393000 956	02/02/2023
				Totals for Hupf, Angela	70.00		
182574	02/03/2023	Biever, Michael JR	0 2/3/23	GIRLS VARSITY HOCKEY VS HAYWARD	150.00	10 E 400 310 162000 960	02/03/2023
				Totals for Biever, Michael JR	150.00		
182575	02/03/2023	Bushman, Timothy	0 2/4/23	GIRLS VARSITY BB VS CENTRAL	120.00	10 E 400 310 162000 956	02/03/2023
				Totals for Bushman, Timothy	120.00		
182576	02/03/2023	Buttke, Mike	0 2/3/23	BOYS VARSITY BB VS TOMAHAWK	120.00	10 E 400 310 162000 957	02/03/2023
				Totals for Buttke, Mike	120.00		
182577	02/03/2023	Eisenman, Louie	0 2/4/23	BOYS VARSITY BB VS CENTRAL	150.00	10 E 400 310 162000 957	02/03/2023
				Totals for Eisenman, Louie	150.00		
182578	02/03/2023	Hamann, Tyler	0 2/4/23	BOYS VARSITY BB VS CENTRAL	150.00	10 E 400 310 162000 957	02/03/2023
				Totals for Hamann, Tyler	150.00		
182579	02/03/2023	Hamann, Tyler	0 2/4/23	GIRLS VARSITY BB VS CENTRAL	120.00	10 E 400 310 162000 956	02/03/2023
				Totals for Hamann, Tyler	120.00		
182580	02/03/2023	Henriksen, Chris	0 2/4/23	GIRLS VARSITY BB VS CENTRAL	150.00	10 E 400 310 162000 956	02/03/2023
				Totals for Henriksen, Chris	150.00		
182581	02/03/2023	Henrichs, Pat	0 2/3/23	BOYS JV BB VS TOMAHAWK	55.00	10 E 400 310 162000 957	02/03/2023
				Totals for Henrichs, Pat	55.00		
182582	02/03/2023	Hupf, Angela	0 2/3/23	BOYS JV2 BB VS TOMAHAWK	55.00	10 E 400 310 162000 957	02/03/2023
				Totals for Hupf, Angela	55.00		

CHECK #	CHECK DATE	VENDOR	PO INVOICE #	DESCRIPTION	CHECK AMOUNT	ACCOUNT	POST DATE
			NUMBER			NUMBER	
182583	02/03/2023	Hupf, Angela	0 2/4/23	BOYS JV2 BB VS CENTRAL	55.00	10 E 400 310 162000 957	02/03/2023
				Totals for Hupf, Angela	55.00		
182584	02/03/2023	Klein, Michael	0 2/3/23	BOYS VARSITY BB VS TOMAHAWK	120.00	10 E 400 310 162000 957	02/03/2023
				Totals for Klein, Michael	120.00		
182585	02/03/2023	Malovrh, Charles	0 2/3/23	BOYS VARSITY BB VS TOMAHAWK	120.00	10 E 400 310 162000 957	02/03/2023
				Totals for Malovrh, Charles	120.00		
182586	02/03/2023	Poyer, Roger	0 2/3/23	GIRLS VARSITY HOCKEY HAYWARD	120.00	10 E 400 310 162000 960	02/03/2023
				Totals for Poyer, Roger	120.00		
182587	02/03/2023	Radlinger, Michael	0 2/3/23	BOYS JV2 BB VS TOMAHAWK	55.00	10 E 400 310 162000 957	02/03/2023
				Totals for Radlinger, Michael	55.00		
182588	02/03/2023	Rasmussen, Randy	0 2/4/23	BOYS VARSITY BB VS CENTRAL	120.00	10 E 400 310 162000 957	02/03/2023
				Totals for Rasmussen, Randy	120.00		
182589	02/03/2023	Wendorf, William	0 2/3/23	GIRLS VARSITY HOCKEY VS HAYWARD	120.00	10 E 400 310 162000 960	02/03/2023
				Totals for Wendorf, William	120.00		
182590	02/03/2023	Wenzel, Leon	0 2/3/23	BOYS JV BB VS TOMAHAWK	55.00	10 E 400 310 162000 957	02/03/2023
				Totals for Wenzel, Leon	55.00		
182591	02/03/2023	Wenzel, Leon	0 2/4/23	BOYS JV/JV2 BB VS CENTRAL	110.00	10 E 400 310 162000 957	02/03/2023
				Totals for Wenzel, Leon	110.00		
182592	02/03/2023	Sperl, Rain	0 2022	SCHLORSHIP RAIDER CAFE & SHOPPE \$500	500.00	21 E 400 411 240000 411	02/03/2023
				Totals for Sperl, Rain	500.00		
182593	02/03/2023	Waldhart, Carter	0 2022	SCHOLARSHI ABBY BANK \$500	500.00	21 E 400 370 450000 477	02/03/2023
				Totals for Waldhart, Carter	500.00		
182594	02/06/2023	Biever, Michael JR	0 2/6/23	BOYS VARSITY HOCKEY VS SHAWANO	150.00	10 E 400 310 162000 961	02/06/2023
				Totals for Biever, Michael JR	150.00		
182595	02/06/2023	Peters, Justin	0 2/6/23	BOYS VARSITY HOCKEY VS SHAWANO	150.00	10 E 400 310 162000 961	02/06/2023
				Totals for Peters, Justin	150.00		
182596	02/06/2023	Spear, Scott	0 2/6/23	BOYS VARSITY HOCKEY VS SHAWANO	120.00	10 E 400 310 162000 961	02/06/2023
				Totals for Spear, Scott	120.00		
182597	02/07/2023	Christianson, Jason	0 2/7/23	GIRLS JV BB VS RHINELANDER	55.00	10 E 400 310 162000 956	02/07/2023
				Totals for Christianson, Jason	55.00		
182598	02/07/2023	DePerry, Jeffery	0 2/7/23	GIRLS VARSITY BB VS RHINELANDER	120.00	10 E 400 310 162000 956	02/07/2023
				Totals for DePerry, Jeffery	120.00		
182599	02/07/2023	Henrichs, Pat	0 2/4/23	BOYS JV BB VS CENTRAL	55.00	10 E 400 310 162000 957	02/07/2023
				Totals for Henrichs, Pat	55.00		
182600	02/07/2023	Henrichs, Pat	0 2/7/23	GIRLS JV BB VS RHINELANDER	55.00	10 E 400 310 162000 956	02/07/2023
				Totals for Henrichs, Pat	55.00		
182601	02/07/2023	Kaldunski, Douglas	0 2/7/23	GIRLS VARSITY BB VS RHINELANDER	120.00	10 E 400 310 162000 956	02/07/2023
				Totals for Kaldunski, Douglas	120.00		
182602	02/07/2023	Nillissen, Terry	0 2/7/23	GIRLS VARSITY BB VS RHINELANDER	150.00	10 E 400 310 162000 956	02/07/2023

CHECK #	CHECK DATE	VENDOR	PO INVOICE #	DESCRIPTION	CHECK AMOUNT	ACCOUNT				POST DATE
						NUMBER	NUMBER	NUMBER	NUMBER	
				Totals for Nillissen, Terry	150.00					
182603	02/07/2023	Schude, Renee	0 2/2/23	VARSITY GYMNASTICS VS WISCONSIN RAPIDS - MILEAGE	30.00	10	E	400	310 162000 962	02/07/2023
				Totals for Schude, Renee	30.00					
182609	02/07/2023	Amazon Capital Services	1002200149 1P6D-QN3N-K7V4	Workroom Supplies: tape, batteries, mounting putty	5.69	10	E	101	411 110000 000	02/07/2023
182609	02/07/2023	Amazon Capital Services	1002200149 1P6D-QN3N-K7V4	Workroom Supplies: tape, batteries, mounting putty	0.82	10	E	101	411 240000 000	02/07/2023
182609	02/07/2023	Amazon Capital Services	1002200150 1W7H-YHLM-JVP7	Kindergarten Holiday Items	44.64	10	E	101	411 110000 000	02/07/2023
182609	02/07/2023	Amazon Capital Services	1002200153 1DTT-K4GQ-JRH9	Healthroom Prizes	110.95	10	E	101	411 214000 000	02/07/2023
182609	02/07/2023	Amazon Capital Services	1002200154 1XML-Q99N-L3TV	Privacy Film-Jamie Cliver	18.88	10	E	101	411 240000 000	02/07/2023
182609	02/07/2023	Amazon Capital Services	1002200157 1Y3V-W37Y-KCGY	P.E. Equipment	445.87	10	E	100	411 143000 000	02/07/2023
182609	02/07/2023	Amazon Capital Services	2002200244 1W61-W6XK-KXKM	Student Council Snack Shack	72.00	21	E	200	411 240000 272	02/07/2023
182609	02/07/2023	Amazon Capital Services	2002200250 1HNV-HYHV-KLHM	JBL ESports Headseats	149.75	21	E	200	411 240000 225	02/07/2023
182609	02/07/2023	Amazon Capital Services	2002200251 1PWH-C9NK-JQNQ	School Safety Pepper Spray Order	951.93	10	E	200	411 240000 000	02/07/2023
182609	02/07/2023	Amazon Capital Services	2002200252 11J3-HM3G-LCCD	Office Light Covers	35.50	10	E	205	411 240000 000	02/07/2023
182609	02/07/2023	Amazon Capital Services	2002200254 1Y3V-W37Y-JKFX	Student Council Snack Shack	183.79	21	E	200	411 240000 272	02/07/2023
182609	02/07/2023	Amazon Capital Services	3002200202 1KCJ-CT77-KGHK	Workroom Batteries: Credit \$25.42 14CC-6D1C-7XWF	2.92	10	E	100	411 110000 000	02/07/2023
182609	02/07/2023	Amazon Capital Services	3002200210 1VJR-FGYF-JC4V	Workroom Paper	136.03	10	E	100	411 110000 000	02/07/2023
182609	02/07/2023	Amazon Capital Services	3002200211 1H6T-4LCH-JTCQ	Office Chair Replacement	169.99	10	E	100	440 240000 000	02/07/2023
182609	02/07/2023	Amazon Capital Services	3002200212 1LXJ-QX6Q-JYX3	Classroom consumable (received wrong item on last PO, reordering one item)	35.97	10	E	100	411 110000 000	02/07/2023
182609	02/07/2023	Amazon Capital Services	3002200213 1WC9-CR9K-L331	Workroom Sticky Tack	21.74	10	E	100	411 110000 000	02/07/2023
182609	02/07/2023	Amazon Capital Services	3002200214 1G3N-VYTV-K6VX	PBIS Rewards	62.62	10	E	100	411 213000 000	02/07/2023
182609	02/07/2023	Amazon Capital Services	3002200215 1LLK-P4FX-KXH1	Workroom Supplies- Sticky Notes&White Out	18.88	10	E	100	411 110000 000	02/07/2023
182609	02/07/2023	Amazon Capital Services	3002200220 1TLR-G9Q9-KGYF	professional development book	40.67	10	E	100	490 110000 000	02/07/2023
182609	02/07/2023	Amazon Capital Services	3002200221 1TL4-YQLT-KT3K	Workroom Markers and Tape	70.74	10	E	100	411 110000 000	02/07/2023
182609	02/07/2023	Amazon Capital Services	3012200124 1L4T-9XWF-L1MQ	spreader/ flashlights	56.88	10	E	100	411 253000 000	02/07/2023
182609	02/07/2023	Amazon Capital Services	3012200125 19V3-CTG7-JVVG	keys	21.93	10	E	100	411 253000 000	02/07/2023
182609	02/07/2023	Amazon Capital Services	4002200283 11FG-QL7P-K99D	Supplies	73.99	10	E	400	411 214000 000	02/07/2023
182609	02/07/2023	Amazon Capital Services	4002200284 1MRM-VDY3-JXKH	supplies	121.71	10	E	400	411 240000 000	02/07/2023
182609	02/07/2023	Amazon Capital Services	4002200285 11GL-TJ4W-K9HK	PBIS books	44.12	10	E	400	411 213000 000	02/07/2023
182609	02/07/2023	Amazon Capital Services	4002200287 1XML-Q99N-LD19	calendar	24.44	21	E	400	411 120000 610	02/07/2023
182609	02/07/2023	Amazon Capital Services	4002200288 1VL3-QCJ1-LC11	holiday socks	114.96	21	E	400	411 240000 427	02/07/2023
182609	02/07/2023	Amazon Capital Services	4002200289 1N39-G7QK-K6NR	tissue/bags	94.75	21	E	400	411 240000 475	02/07/2023
182609	02/07/2023	Amazon Capital Services	4002200290 1FX6-17F7-J91L	Wellness Program	250.66	10	E	400	411 214000 000	02/07/2023

CHECK #	CHECK DATE	VENDOR	PO INVOICE #		DESCRIPTION	CHECK AMOUNT	ACCOUNT				POST DATE		
			NUMBER	NUMBER			NUMBER	NUMBER	NUMBER	NUMBER			
182609	02/07/2023	Amazon Capital Services	4002200291	1PWH-C9NK-KRT9	Shop Finishing Supplies	77.73	10	E	400	411	136000	000	02/07/2023
182609	02/07/2023	Amazon Capital Services	4002200295	1VV6-GYJL-K4LX	Construction Lighting for Concession Stand	227.96	10	E	400	411	255100	000	02/07/2023
182609	02/07/2023	Amazon Capital Services	4002200296	1WN1-GNMP-KJ14	mustaches	29.96	21	E	400	411	240000	475	02/07/2023
182609	02/07/2023	Amazon Capital Services	4002200297	1W61-W6XK-L647	math Department Supplies	35.90	10	E	400	411	124000	000	02/07/2023
182609	02/07/2023	Amazon Capital Services	4002200298	1XWL-LQLH-L913	replacement coffee pot	20.99	21	E	400	411	120000	610	02/07/2023
182609	02/07/2023	Amazon Capital Services	8002200207	1FX6-17F7-KM3Y	MAMS Book Club	71.91	80	E	200	411	390000	367	02/07/2023
182609	02/07/2023	Amazon Capital Services	8002200208	1TL4-YQLT-JLFD	MAMS Esports CLC	715.89	80	E	200	411	390000	367	02/07/2023
182609	02/07/2023	Amazon Capital Services	8002200209	1V9T-L7NV-KNW4	PRINTER INK , COMPUTER STAND, OFFICE SUPPLIES: Credit \$67.99 (1JFM-P6KM-KTM6) & \$6.00 (1HNV-HYHV-LTK3)	89.20	10	E	800	411	260000	000	02/07/2023
182609	02/07/2023	Amazon Capital Services	8002200209	1V9T-L7NV-KNW4	PRINTER INK , COMPUTER STAND, OFFICE SUPPLIES: Credit \$67.99 (1JFM-P6KM-KTM6) & \$6.00 (1HNV-HYHV-LTK3)	177.36	10	E	800	481	260000	000	02/07/2023
182609	02/07/2023	Amazon Capital Services	8002200210	1LXJ-QX6Q-KHVN	Perkins funds for Business Dept --Books	545.16	10	E	800	470	132000	400	02/07/2023
182609	02/07/2023	Amazon Capital Services	8002200211	11GL-TJ4W-JH7X	Perkins for AG -- Bee suits for children: Credit \$89.90 (11FN-F4HH-KNJ6)	525.00	10	E	800	411	131000	400	02/07/2023
182609	02/07/2023	Amazon Capital Services	8002200214	131D-FPVQ-L36K	Pocket Folders	31.30	10	E	800	411	171000	000	02/07/2023
182609	02/07/2023	Amazon Capital Services	8002200217	17JL-F9LV-JVKR	Perkins funds for FACS culinary	1,295.84	10	E	800	440	135000	400	02/07/2023
182609	02/07/2023	Amazon Capital Services	8002200218	1LXJ-QX6Q-L63J	OFFICE SUPPLIES	23.22	10	E	800	411	260000	000	02/07/2023
182609	02/07/2023	Amazon Capital Services	8002200219	1WN1-GNMP-KLH7	OFFICE SUPPLIES	21.99	10	E	800	411	260000	000	02/07/2023
182609	02/07/2023	Amazon Capital Services	8002200219	1WN1-GNMP-KLH7	OFFICE SUPPLIES	118.89	10	E	800	481	260000	000	02/07/2023
182609	02/07/2023	Amazon Capital Services	9002200231	1XWL-LQLH-KDK1	Classroom Materials/Supplies: Credit \$22.74 (14WX-RCYQ-17XQ)	85.61	99	E	405	411	129100	394	02/07/2023
182609	02/07/2023	Amazon Capital Services	9002200232	14VL-LNRT-KVV1	Kids Get Ahead Grant #196	724.90	10	E	800	411	219000	196	02/07/2023
182609	02/07/2023	Amazon Capital Services	9002200233	1KCY-CT77-JRK3	classroom furniture	326.05	27	E	800	440	158700	341	02/07/2023
182609	02/07/2023	Amazon Capital Services	9002200236	17YY-D936-KRXC	Dec 2022	246.92	27	E	800	411	158700	341	02/07/2023
182609	02/07/2023	Amazon Capital Services	9002200237	1XML-Q99N-KTRC	Nurse Supplies	91.96	21	E	400	411	240000	430	02/07/2023
182609	02/07/2023	Amazon Capital Services	9002200238	1FCD-CCNM-KN3K	Paid for through DPI Mental Health Grant	105.88	10	E	800	411	221200	297	02/07/2023
182609	02/07/2023	Amazon Capital Services	9002200241	1LXJ-QX6Q-JRNV	Autism Resource Books	219.45	10	E	800	411	219000	196	02/07/2023
182609	02/07/2023	Amazon Capital Services	9002200243	11FN-F4HH-JDGR	replacement laminator for the recalled one	199.62	27	E	800	482	158700	341	02/07/2023
					Totals for Amazon Capital Services	9,391.51							
182610	02/08/2023	Ampro Data Services	8002200237	A86172	725 Chromebooks to replace MAMS	160,841.25	10	E	800	482	221500	165	02/08/2023

CHECK #	CHECK DATE	VENDOR	PO INVOICE #	DESCRIPTION	CHECK AMOUNT	ACCOUNT	POST DATE
			NUMBER			NUMBER	
				chromebooks (end of life) Paid with ESSER funds			
182610	02/08/2023	Ampro Data Services	9002200150 C86838	ink for SPED printers	504.00	27 E 800 481 158700 341	02/08/2023
				Totals for Ampro Data Services	161,345.25		
182611	02/08/2023	Ark Therapeutic Services, Inc.	9002200209 11997	oral motor chewy tools	429.70	27 E 800 411 158700 341	02/08/2023
182611	02/08/2023	Ark Therapeutic Services, Inc.	9002200255 12203	OM	279.85	27 E 800 411 158700 341	02/08/2023
				Totals for Ark Therapeutic Services, Inc	709.55		
182612	02/08/2023	Budimlija, Wendy	0 2/13/23	SUB-DISTRICT FORENSICS JUDGE	75.00	10 E 400 310 161000 000	02/08/2023
				Totals for Budimlija, Wendy	75.00		
182613	02/08/2023	Bureau Of Education & Research	0 5116513	CATCHING UP STUDENTS WHO HAVE FALLEN BEHIND IN MATH SEMINAR: 6 TOTAL	1,554.00	10 E 800 310 221300 381	02/08/2023
				Totals for Bureau Of Education & Researc	1,554.00		
182614	02/08/2023	CESA #10	0 9002300238	ADMINISTRATION	1,061.75	10 E 800 386 299000 000	02/08/2023
182614	02/08/2023	CESA #10	0 9002300238	VISION SERVICES \$5,071.25, ORIENTATION AND MOBL \$1,130.75	6,202.00	27 E 800 386 436670 019	02/08/2023
182614	02/08/2023	CESA #10	0 6002300139	VISION SERVICES \$250.00	250.00	27 E 800 386 436670 019	02/08/2023
182614	02/08/2023	CESA #10	0 9002200238	HI SERVICES \$4,037.75, ED AUDIO BASIC \$3,443.50, ED AUDIOLOGY IEP SERVICE \$3,687.75	11,169.00	27 E 800 386 436611 341	02/08/2023
182614	02/08/2023	CESA #10	0 6002300139	AUDION BASIC \$250.00, AUDIOLOGY IEP SERVICE \$250.00	500.00	27 E 800 386 436611 341	02/08/2023
182614	02/08/2023	CESA #10	0 9002300238	EHS SERVICES \$1,104.75	1,104.75	10 E 800 386 253000 000	02/08/2023
				Totals for CESA #10	20,287.50		
182615	02/08/2023	Counseling Connection	0 1/4-1/23/23	DANIELLE STUDENT SERVICES	135.00	10 E 800 310 213000 698	02/08/2023
182615	02/08/2023	Counseling Connection	0 JANUARY	CARES:M. BOWE, COURTNEY DOJ:M. STONE, KELLY, DANIELLE, TANYA, JACK	7,153.00	10 E 800 310 213000 698	02/08/2023
182615	02/08/2023	Counseling Connection	0 JANUARY	CARES:M. BOWE, COURTNEY DOJ:M. STONE, KELLY, DANIELLE, TANYA, JACK	2,375.00	21 E 800 310 240000 182	02/08/2023
				Totals for Counseling Connection	9,663.00		
182616	02/08/2023	Follett Book Company	4002200192 556645F	book orders for newly published titles *blanket PO so I can place orders throughout the semester	168.15	10 E 400 432 222200 031	02/08/2023
				Totals for Follett Book Company	168.15		
182617	02/08/2023	Heser Motorsports LLC	0 422618	MAES: REPAIR HOOP ADJUSTER AND MAKE SPARE	154.00	10 E 100 324 254300 000	02/08/2023

CHECK #	CHECK DATE	VENDOR	PO INVOICE #	DESCRIPTION	CHECK AMOUNT	ACCOUNT	POST DATE
			NUMBER			NUMBER	
				Totals for Hesel Motorsports LLC	154.00		
182618	02/08/2023	Hobart Sales & Service	0 ZB93571	MAMS: SERVICE ON OVEN	2,778.11	50 E 800 324 257000 000	02/08/2023
				Totals for Hobart Sales & Service	2,778.11		
182619	02/08/2023	McHugh's Sports Innovations LL	0 136	PITCHING MOUNDS QTY 2	4,200.00	10 E 400 411 162000 963	02/08/2023
				Totals for McHugh's Sports Innovations L	4,200.00		
182620	02/08/2023	Medford Area Chamber Of Commer	0 2/7/23	CHAMBER CERTIFICATE FOR A. HUDAK	300.00	21 E 101 411 240000 140	02/08/2023
				Totals for Medford Area Chamber Of Comme	300.00		
182621	02/08/2023	Mid-Wisconsin Beverage Inc	0 2895944	MASH: STUDENT COUNCIL VENDING	522.00	21 E 400 411 120000 618	02/08/2023
182621	02/08/2023	Mid-Wisconsin Beverage Inc	0 2895945	MASH: RAIDER CAFE VENDING	423.50	21 E 400 411 240000 411	02/08/2023
182621	02/08/2023	Mid-Wisconsin Beverage Inc	0 2895946	MASH: STUDENT VENDING	156.21	21 E 400 411 120000 610	02/08/2023
				Totals for Mid-Wisconsin Beverage Inc	1,101.71		
182622	02/08/2023	Moving Beyond the Page	6002200155 276101	Open PO	613.02	99 E 600 470 110000 360	02/08/2023
				Totals for Moving Beyond the Page	613.02		
182623	02/08/2023	Music Theatre International	0 01025546-1	DRAMA VOCAL BOOKS	20.00	10 E 400 940 122600 000	02/08/2023
				Totals for Music Theatre International	20.00		
182624	02/08/2023	Nassco Inc	4012200124 6248386	2022-2023 Nassco Custodial Supplies	324.71	10 E 400 411 253000 000	02/08/2023
				Totals for Nassco Inc	324.71		
182625	02/08/2023	Quality Door & Hardware	0 712306	MASH DOOR CLOSER REPAIR	237.00	10 E 400 324 254300 000	02/08/2023
				Totals for Quality Door & Hardware	237.00		
182626	02/08/2023	Quik Print	3002200137 72098	copying math workbooks	123.37	10 E 100 411 110000 000	02/08/2023
182626	02/08/2023	Quik Print	3002200137 72098	copying math workbooks	61.69	10 E 101 411 110000 000	02/08/2023
182626	02/08/2023	Quik Print	3002200137 73461	copying math workbooks	703.57	10 E 100 411 110000 000	02/08/2023
182626	02/08/2023	Quik Print	3002200137 73461	copying math workbooks	351.80	10 E 101 411 110000 000	02/08/2023
				Totals for Quik Print	1,240.43		
182627	02/08/2023	S.A.N.E.	8002200216 84131	Perkins funds for Miscell. Supplies for Culinary (see attached)	736.85	10 E 800 440 135000 400	02/08/2023
				Totals for S.A.N.E.	736.85		
182628	02/08/2023	St Croix Valley Distributing L	0 230287621	MASH CONCESSIONS POPCORN	487.50	21 E 400 411 120000 609	02/08/2023
				Totals for St Croix Valley Distributing	487.50		
182629	02/08/2023	Taylorred Family Care Clinic, L	0 40641	DOT PHYSICAL: L. MORSE	95.00	10 E 800 310 260000 000	02/08/2023
182629	02/08/2023	Taylorred Family Care Clinic, L	0 40845	DOT PHYSICAL: T. BLUME	95.00	10 E 800 310 260000 000	02/08/2023
				Totals for Taylorred Family Care Clinic,	190.00		
182630	02/08/2023	Victory Janitorial Inc	4012200143 127213	Ice Melt	979.02	10 E 400 411 253000 000	02/08/2023
				Totals for Victory Janitorial Inc	979.02		
182631	02/08/2023	WSMA	0 30030	SOLO & ENSEMBLE FESTIVAL 2/18/23 MS BAND	225.40	10 E 200 940 125500 000	02/08/2023
182631	02/08/2023	WSMA	0 30031	SOLO & ENSEMBLE FESTIVAL 2/18/23	307.40	10 E 400 940 125400 000	02/08/2023

CHECK #	CHECK DATE	VENDOR	PO INVOICE #	DESCRIPTION	CHECK AMOUNT	ACCOUNT	POST DATE
			NUMBER			NUMBER	
182631	02/08/2023	WSMA	0 30031	HS BAND/CHOIR SOLO & ENSEMBLE FESTIVAL 2/18/23 HS BAND/CHOIR	118.70	10 E 400 940 125500 000	02/08/2023
				Totals for WSMA	651.50		
182632	02/08/2023	Zenner, Jeremy	0 2/3/23	FOUND LOST BOOK	7.00	10 R 800 297 500000 000	02/08/2023
				Totals for Zenner, Jeremy	7.00		
182633	02/09/2023	Henrichs, Pat	0 2/9/23	GIRLS 8TH A/B BB VS MARSHFIELD	70.00	80 E 200 310 393000 956	02/09/2023
				Totals for Henrichs, Pat	70.00		
182634	02/09/2023	Wenzel, Leon	0 2/9/23	GIRLS 7TH A/B BB VS MARSHFIELD	70.00	80 E 200 310 393000 956	02/09/2023
				Totals for Wenzel, Leon	70.00		
182635	02/09/2023	Ampro Data Services	8002200238 A86173	60 Chromebooks for CLC (MAES and SES) and 2 Lock and Charge Carts.	7,539.50	10 E 101 482 222200 031	02/09/2023
182635	02/09/2023	Ampro Data Services	8002200238 A86173	60 Chromebooks for CLC (MAES and SES) and 2 Lock and Charge Carts.	7,539.50	10 E 100 482 222200 031	02/09/2023
				Totals for Ampro Data Services	15,079.00		
182636	02/09/2023	Blue Edge Energy, LLC	0 4090	JANUARY NATURAL GAS	350.00	10 E 800 331 253000 000	02/09/2023
				Totals for Blue Edge Energy, LLC	350.00		
182637	02/09/2023	Charter Communications	0 0062442012723	8245 11 246 0062442: RVA 1/27-2/26/23	44.93	99 E 600 360 295000 360	02/09/2023
				Totals for Charter Communications	44.93		
182638	02/09/2023	Eau Claire Jazz Inc	0 000011	MASH BAND JAZZ FESTIVAL 4/21/23	300.00	10 E 400 940 125500 000	02/09/2023
				Totals for Eau Claire Jazz Inc	300.00		
182639	02/09/2023	RMM Solutions	0 128128	FEBRUARY	349.00	10 E 800 360 295000 000	02/09/2023
				Totals for RMM Solutions	349.00		
182640	02/09/2023	Robert W Baird & Co	0 PF-23006511	BAIRD SCHOOL ANALYTICS ADDITIONAL LICENSE	100.00	99 E 600 310 235000 360	02/09/2023
				Totals for Robert W Baird & Co	100.00		
182641	02/09/2023	Taylor Electric Cooperative	0 75601	SCHOOL FOREST: JANUARY	59.30	10 E 800 336 253000 000	02/09/2023
				Totals for Taylor Electric Cooperative	59.30		
182642	02/09/2023	Verizon Wireless	0 9926305749	582944984-00001: 12/27/22-1/26/23	205.29	10 E 800 355 260000 000	02/09/2023
182642	02/09/2023	Verizon Wireless	0 9926305749	582944984-00001: 12/27/22-1/26/23	117.15	10 E 800 355 171000 000	02/09/2023
182642	02/09/2023	Verizon Wireless	0 9926305749	582944984-00001: 12/27/22-1/26/23	699.85	99 E 600 355 263300 360	02/09/2023
				Totals for Verizon Wireless	1,022.29		
182643	02/09/2023	Village Of Stetsonville	0 504-0000-00	JANUARY SEWER	750.00	10 E 800 338 253000 000	02/09/2023
				Totals for Village Of Stetsonville	750.00		
182644	02/09/2023	WanRack LLC	0 2357	DATA LINES: FEBRUARY	442.50	10 E 800 360 295000 000	02/09/2023
				Totals for WanRack LLC	442.50		
182645	02/09/2023	Xcel Energy	0 52-6418442-5	SES ELECTRICITY: 12/28/23-1/30/23	1,532.35	10 E 800 336 253000 000	02/09/2023
				Totals for Xcel Energy	1,532.35		

CHECK #	CHECK DATE	VENDOR	PO	INVOICE #	DESCRIPTION	CHECK AMOUNT	ACCOUNT	POST DATE
			NUMBER	NUMBER		NUMBER		
182646	02/10/2023	Brown, James	0	2/11/23	BOYS VARSITY HOCKEY GNC MEET VS ANTIGO/RHINELANDER	150.00	10 E 400 310 162000 961	02/10/2023
					Totals for Brown, James	150.00		
182647	02/10/2023	Brown, James	0	2/11/23	BOYS VARSITY HOCKEY GNC MEET VS LAKELAND/MOSINEE	120.00	10 E 400 310 162000 961	02/10/2023
					Totals for Brown, James	120.00		
182648	02/10/2023	Christianson, Jason	0	2/10/23	BOYS JV BB VS NORTHLAND PINES	55.00	10 E 400 310 162000 957	02/10/2023
					Totals for Christianson, Jason	55.00		
182649	02/10/2023	Dassow, Cole	0	2/10/23	BOYS JV2 BB VS NORTHLAND PINES	55.00	10 E 400 310 162000 957	02/10/2023
					Totals for Dassow, Cole	55.00		
182650	02/10/2023	Hackbarth, Ross	0	2/10/23	BOYS JV2 BB VS NORTHLAND PINES	55.00	10 E 400 310 162000 957	02/10/2023
					Totals for Hackbarth, Ross	55.00		
182651	02/10/2023	Haupt, Justin	0	2/10/23	BOYS VARSITY BB VS NORTHLAND PINES	150.00	10 E 400 310 162000 957	02/10/2023
					Totals for Haupt, Justin	150.00		
182652	02/10/2023	McKenzie, Shelly	0	1/27/23	MASH FUN NIGHT WORKER 2HOURS	30.00	21 E 400 310 240000 475	02/10/2023
					Totals for McKenzie, Shelly	30.00		
182653	02/10/2023	Nelmark, Nathan	0	2/11/23	BOYS VARSITY HOCKEY VS NORTHLAND PNES/TOMAHAWK GNC MEET	120.00	10 E 400 310 162000 961	02/10/2023
					Totals for Nelmark, Nathan	120.00		
182654	02/10/2023	Nelmark, Nathan	0	2/11/23	BOYS VARSITY HOCKEY VS WAUPACA GNC MEET	120.00	10 E 400 310 162000 961	02/10/2023
					Totals for Nelmark, Nathan	120.00		
182655	02/10/2023	Peters, Jason	0	2/11/23	BOYS VARSITY HOCKEY GNC MEET VS ANTIGO/RHINELANDER	120.00	10 E 400 310 162000 961	02/10/2023
					Totals for Peters, Jason	120.00		
182656	02/10/2023	Peters, Jason	0	2/11/23	BOYS VARSITY HOCKEY GNC MEET VS LAKELAND/MOSINEE	120.00	10 E 400 310 162000 961	02/10/2023
					Totals for Peters, Jason	120.00		
182657	02/10/2023	Peters, Justin	0	2/11/23	BOYS VARSITY HOCKEY GNC MEET VS ANTIGO/RHINELANDER	120.00	10 E 400 310 162000 961	02/10/2023
					Totals for Peters, Justin	120.00		
182658	02/10/2023	Peters, Justin	0	2/11/23	BOYS VARSITY HOCKEY GNC MEET VS LAKELAND/MOSINEE	150.00	10 E 400 310 162000 961	02/10/2023
					Totals for Peters, Justin	150.00		
182659	02/10/2023	Roth, Matthew	0	2/11/23	BOYS VARSITY HOCKEY GNC MEET VS NORTHLAND PINES/TOMAHAWK	150.00	10 E 400 310 162000 961	02/10/2023
					Totals for Roth, Matthew	150.00		
182660	02/10/2023	Roth, Matthew	0	2/11/23	BOYS VARSITY HOCKEY VS WAUPACA	120.00	10 E 400 310 162000 961	02/10/2023
					Totals for Roth, Matthew	120.00		

CHECK #	CHECK DATE	VENDOR	PO	INVOICE #	DESCRIPTION	CHECK AMOUNT	ACCOUNT	POST DATE
			NUMBER	NUMBER		NUMBER		
182661	02/10/2023	Scheunemann, Adam	0	2/10/23	BOYS VARSITY BB VS NORTHLAND PINES	120.00	10 E 400 310 162000 957	02/10/2023
					Totals for Scheunemann, Adam	120.00		
182662	02/10/2023	Schroder, Bryan	0	2/11/23	BOYS VARSITY HOCKEY GNC MEET VS WAUPACA	120.00	10 E 400 310 162000 961	02/10/2023
					Totals for Schroder, Bryan	120.00		
182663	02/10/2023	Schroder, Bryan	0	2/11/23	BOYS VARSITY HOCKEY GNC MEET VS NORTHLAND PINES/TOMAHAWK	120.00	10 E 400 310 162000 961	02/10/2023
					Totals for Schroder, Bryan	120.00		
182664	02/10/2023	Trzinski, Jim	0	2/10/23	BOYS VARSITY BB VS NORTHLAND PINES	120.00	10 E 400 310 162000 957	02/10/2023
					Totals for Trzinski, Jim	120.00		
182665	02/10/2023	Wenzel, Leon	0	2/10/23	BOYS JV BB VS NORTHLAND PINES	55.00	10 E 400 310 162000 957	02/10/2023
					Totals for Wenzel, Leon	55.00		
182666	02/10/2023	Poster, Ann	0	REFUND FS ACCOU	FOOD SERVICE REFUND	110.84	50 R 800 251 257000 000	02/10/2023
					Totals for Poster, Ann	110.84		
182667	02/10/2023	All About Learning Press, Inc.	6012200041	914229	Student intervention Materials	169.90	27 E 600 470 158700 019	02/10/2023
					Totals for All About Learning Press, Inc	169.90		
182668	02/10/2023	All About Learning Press, Inc.	6012200039	914230	Student Intervention Materials	169.90	27 E 600 470 158700 019	02/10/2023
					Totals for All About Learning Press, Inc	169.90		
182669	02/10/2023	Batteries Plus	8012200105	P59017061	2022-2023 District Battery and Light Supplies	109.00	10 E 400 411 253000 000	02/10/2023
					Totals for Batteries Plus	109.00		
182670	02/10/2023	Blazer Works	0	20572695	L. BAILEY: 1/15/23	330.00	27 E 600 360 156700 019	02/10/2023
					Totals for Blazer Works	330.00		
182671	02/10/2023	Carlin Sales Corp.	0	3032332-00	FFA POTTING SOIL	408.39	21 E 400 411 240000 444	02/10/2023
					Totals for Carlin Sales Corp.	408.39		
182672	02/10/2023	Central Wisconsin Publications	0	211865/212370	BOE/EMP/CHILD DEVELOPMENT	844.89	10 E 800 351 260000 000	02/10/2023
182672	02/10/2023	Central Wisconsin Publications	0	211865/212370	BOE/EMP/CHILD DEVELOPMENT	481.00	27 E 800 351 263300 347	02/10/2023
					Totals for Central Wisconsin Publication	1,325.89		
182673	02/10/2023	Central Wisconsin Publications	0	212369	MADA	90.00	80 E 800 351 310000 735	02/10/2023
					Totals for Central Wisconsin Publication	90.00		
182674	02/10/2023	Central Wisconsin Publications	0	212458	TAYLOR COUNTY DOP	225.00	80 E 800 351 390000 901	02/10/2023
					Totals for Central Wisconsin Publication	225.00		
182675	02/10/2023	Chippewa Valley Sporting Goods	0	265887	MASH ATHLETIC APPAREL	339.91	21 E 400 411 240000 495	02/10/2023
					Totals for Chippewa Valley Sporting Good	339.91		
182676	02/10/2023	Complete Control Inc	0	SRVCE047882	MAES CHANGED OUT THE CHECK VALVE ON BOOSTER PUMP 2	901.27	10 E 100 324 254300 000	02/10/2023
					Totals for Complete Control Inc	901.27		
182677	02/10/2023	Complete Control Inc	0	SRVCE07883	MASH SERVICE ON BOILER 2	579.03	10 E 400 324 254300 000	02/10/2023
					Totals for Complete Control Inc	579.03		

CHECK #	CHECK DATE	VENDOR	PO INVOICE #	DESCRIPTION	CHECK AMOUNT	ACCOUNT	POST DATE
			NUMBER			NUMBER	
182678	02/10/2023	Complete Control Inc	0 SRVCE07887	MASH MAINT SUPPLY: 10 PACK OF FUSES	137.85	10 E 400 411 253000 000	02/10/2023
				Totals for Complete Control Inc	137.85		
182679	02/10/2023	Draeger, Alex	0 1/24/23	MAMS PIANO TUNING	210.00	10 E 200 310 125400 000	02/10/2023
				Totals for Draeger, Alex	210.00		
182680	02/10/2023	Follett Book Company	4002200192 604801	book orders for newly published titles *blanket PO so I can place orders throughout the semester	34.56	10 E 400 432 222200 031	02/10/2023
				Totals for Follett Book Company	34.56		
182681	02/10/2023	J H Larson Company	8012200108 S102849092.006	2022-2023 JH Larson Electrical and Plumbing Supplies	101.93	10 E 101 411 253000 000	02/10/2023
				Totals for J H Larson Company	101.93		
182682	02/10/2023	Liminex Inc	8002200231 INV64732	TutorMe	16,300.00	10 E 400 362 120000 165	02/10/2023
				Totals for Liminex Inc	16,300.00		
182683	02/10/2023	Logic of English	6012200040 SI-170227	Logic of English Foundations Online	24.99	27 E 600 360 158700 019	02/10/2023
				Totals for Logic of English	24.99		
182684	02/10/2023	Mid-Wisconsin Beverage Inc	0 2897030	MASH STUDENT VENDING	360.21	21 E 400 411 120000 610	02/10/2023
				Totals for Mid-Wisconsin Beverage Inc	360.21		
182685	02/10/2023	Moving Beyond the Page	6002200155 276336	Open PO	512.01	99 E 600 470 110000 360	02/10/2023
				Totals for Moving Beyond the Page	512.01		
182686	02/10/2023	National Council for Mental We	9002200259 MHFA44538	Mental Health First Aid	2,200.00	10 E 800 310 221300 297	02/10/2023
				Totals for National Council for Mental W	2,200.00		
182687	02/10/2023	National Council for Mental We	9002200259 MHFA44578	Mental Health First Aid	2,200.00	10 E 800 310 221300 297	02/10/2023
				Totals for National Council for Mental W	2,200.00		
182688	02/10/2023	National Council for Mental We	9002200259 MHFA45102	Mental Health First Aid	2,200.00	10 E 800 310 221300 297	02/10/2023
				Totals for National Council for Mental W	2,200.00		
182689	02/10/2023	Northern Tool & Equipment Co	8002200223 51629684	Order Number 74789778 Northern tool Pliers and clamps (Perkins)	11.31	10 E 400 440 136000 000	02/10/2023
182689	02/10/2023	Northern Tool & Equipment Co	8002200223 51629684	Order Number 74789778 Northern tool Pliers and clamps (Perkins)	159.72	10 E 800 440 136000 400	02/10/2023
				Totals for Northern Tool & Equipment Co	171.03		
182690	02/10/2023	Northern Tool & Equipment Co	8002200224 51664655	Perkins Funds for TE; Welding Helmets	9.55	10 E 400 440 136000 000	02/10/2023
182690	02/10/2023	Northern Tool & Equipment Co	8002200224 51664655	Perkins Funds for TE; Welding Helmets	108.63	10 E 800 440 136000 400	02/10/2023
				Totals for Northern Tool & Equipment Co	118.18		
182691	02/10/2023	Par Inc	9002200248 IN-00165359	MIGDAS and BRIEF 2 administration	972.60	27 E 800 490 215200 341	02/10/2023

CHECK #	CHECK DATE	VENDOR	PO INVOICE #	DESCRIPTION	CHECK AMOUNT	ACCOUNT	POST DATE
			NUMBER			NUMBER	
				items			
				Totals for Par Inc	972.60		
182692	02/10/2023	Power Spelling Inc	2002200261 1473	Power Spelling Renewal	600.00	10 E 200 439 110000 000	02/10/2023
				Totals for Power Spelling Inc	600.00		
182693	02/10/2023	TPRS Books	4002200311 86993	Classroom Books	210.00	10 E 400 411 123219 000	02/10/2023
				Totals for TPRS Books	210.00		
182694	02/10/2023	Wilson Language Training	9002200246 1963749	Materials for Special Education Students	64.00	27 E 800 411 158700 341	02/10/2023
				Totals for Wilson Language Training	64.00		
182695	02/13/2023	Brooks, D Tran	0 2/13/23	BOYS 6TH/7TH/8TH GRADE WRESTLING MEET	75.00	80 E 200 310 393000 959	02/13/2023
				Totals for Brooks, D Tran	75.00		
182696	02/13/2023	Goessl, Glenn	0 2/13/23	BOYS 6TH/7TH/8TH GRADE WRESTLING MEET	75.00	80 E 200 310 393000 959	02/13/2023
				Totals for Goessl, Glenn	75.00		
182697	02/13/2023	Guden, Andrew	0 2/13/23	BOYS 6TH/7TH/8TH GRADE WRESTLING MEET	75.00	80 E 200 310 393000 959	02/13/2023
				Totals for Guden, Andrew	75.00		
182698	02/13/2023	Crass, Jackie	0 QTR 1 2022-2023	RVA INTERNET REIMBURSEMENT	90.00	99 E 600 358 235000 360	02/13/2023
				Totals for Crass, Jackie	90.00		
182699	02/13/2023	DeBroux, Latisha	0 QTR 1 2022-2023	RVA INTERNET REIMBURSEMENT	90.00	99 E 600 358 235000 360	02/13/2023
				Totals for DeBroux, Latisha	90.00		
182700	02/13/2023	Smith, Trisha	0 QTR 1 2022-2023	RVA INTERNET REIMBURSEMENT	90.00	99 E 600 358 235000 360	02/13/2023
				Totals for Smith, Trisha	90.00		
182701	02/13/2023	Von Rueden, Kyle	0 QTR 1 2022-2023	RVA INTERNET REIMBURSEMENT	90.00	99 E 600 358 235000 360	02/13/2023
				Totals for Von Rueden, Kyle	90.00		
182702	02/13/2023	Williams, Madelyn	0 2022 SCHOLARSHI	A & M MUSIC \$250 MEDFORD MORNING ROTARY \$500 STUDENT COUNCIL GENERAL \$500	500.00	21 E 400 411 120000 618	02/13/2023
182702	02/13/2023	Williams, Madelyn	0 2022 SCHOLARSHI	A & M MUSIC \$250 MEDFORD MORNING ROTARY \$500 STUDENT COUNCIL GENERAL \$500	750.00	21 E 400 370 450000 477	02/13/2023
				Totals for Williams, Madelyn	1,250.00		
182703	02/13/2023	Ampro Data Services	8022200107 A86174	Cases for KG iPad replacement and cases for incoming 5th graders to MAMS.	11,432.00	10 E 800 481 295000 000	02/13/2023
				Totals for Ampro Data Services	11,432.00		
182704	02/13/2023	edmentum, inc.	8002100235 INV182364	MAMS Credit Recovery	100.00	10 E 800 360 110000 900	02/13/2023
				Totals for edmentum, inc.	100.00		

CHECK #	CHECK DATE	VENDOR	PO INVOICE #	DESCRIPTION	CHECK AMOUNT	ACCOUNT	POST DATE
			NUMBER			NUMBER	
182705	02/13/2023	Feddick Snowplowing	0 2633	SNOWPLOWING 12/28-1/28/23	1,752.50	10 E 400 329 253000 000	02/13/2023
182705	02/13/2023	Feddick Snowplowing	0 2633	SNOWPLOWING 12/28-1/28/23	1,352.50	10 E 100 329 253000 000	02/13/2023
182705	02/13/2023	Feddick Snowplowing	0 2633	SNOWPLOWING 12/28-1/28/23	562.50	10 E 200 329 253000 000	02/13/2023
182705	02/13/2023	Feddick Snowplowing	0 2633	SNOWPLOWING 12/28-1/28/23	485.00	10 E 101 329 253000 000	02/13/2023
182705	02/13/2023	Feddick Snowplowing	0 2633	SNOWPLOWING 12/28-1/28/23	392.50	10 E 800 329 253000 000	02/13/2023
				Totals for Feddick Snowplowing	4,545.00		
182706	02/13/2023	Gopher Sport	4002200286 IN250414	Unified PE Equipment	749.30	27 E 800 411 218200 341	02/13/2023
				Totals for Gopher Sport	749.30		
182707	02/13/2023	Heid Music	4002200124 3234864	320 Instrument Repair	98.40	10 E 400 310 125500 000	02/13/2023
				Totals for Heid Music	98.40		
182708	02/13/2023	Kramer Plumbing & Heating Inc	0 46911	FAST FORWARD EQUIPMENT PLUMBING HOOKUP	4,758.45	10 E 800 310 136000 697	02/13/2023
				Totals for Kramer Plumbing & Heating Inc	4,758.45		
182709	02/13/2023	Kwik Trip	0 9619469/9646399	MAMS DONUTS FOR SCIENCE OLYMPIAD/STUDENT COUNCIL	71.98	21 E 200 411 240000 272	02/13/2023
182709	02/13/2023	Kwik Trip	0 9619469/9646399	MAMS DONUTS FOR SCIENCE OLYMPIAD/STUDENT COUNCIL	339.82	21 E 200 411 240000 247	02/13/2023
				Totals for Kwik Trip	411.80		
182710	02/13/2023	Mark's Plumbing Parts	0 INV002063681	MAMS MAINT SUPPLIES: CERAMIC CARTRIDGE	194.64	10 E 200 411 254300 000	02/13/2023
				Totals for Mark's Plumbing Parts	194.64		
182711	02/13/2023	McMillan Electric	0 C39233	FAST FORWARD EQUIPMENT ELECTRICAL HOOKUP	5,197.65	10 E 800 310 136000 697	02/13/2023
182711	02/13/2023	McMillan Electric	0 C39406	MASH ELECTRICAL FOR NEW KITCHEN EQUIPMENT	6,122.40	50 E 800 324 257000 000	02/13/2023
				Totals for McMillan Electric	11,320.05		
182712	02/13/2023	The Grey Dog LLC	0 2/7/23	WELLNESS AX THROWING EVENT	1,000.00	10 E 800 940 232300 000	02/13/2023
				Totals for The Grey Dog LLC	1,000.00		
				Totals for checks	2,374,297.04		

FUND SUMMARY

<u>FUND</u>	<u>DESCRIPTION</u>	<u>BALANCE SHEET</u>	<u>REVENUE</u>	<u>EXPENSE</u>	<u>TOTAL</u>
10	GENERAL FUND	1,274,682.62	8.00	358,497.71	1,633,188.33
21	GIFT FUND	0.00	408.43	24,783.78	25,192.21
27	SPECIAL EDUCATION FUND	334,262.96	0.00	27,477.31	361,740.27
50	FOOD SERVICE FUND	76,357.70	232.50	12,266.72	88,856.92
80	COMMUNITY SERVICE FUND	6,099.48	0.00	2,981.75	9,081.23
99	OTHER PKG/COOP PROGRAM FUNDS	239,122.08	0.00	17,116.00	256,238.08
***	Fund Summary Totals ***	1,930,524.84	648.93	443,123.27	2,374,297.04

***** End of report *****

MEDFORD AREA PUBLIC SCHOOL DISTRICT
Regular Board of Education Meeting
February 20, 2023

ADDENDUM TO PERSONNEL REPORT

Resignations/Retirements/Terminations:

Recommendations:

Amanda Lange/ MASH Co-JV Softball Coach
Salary: \$900

Ashley Jochimsen-McCarron/ MASH Co-JV Softball Coach
Salary: \$900

Butch Wiegel/ MASH JV Baseball Coach
Salary: \$1,800

Transfers:

Practicum Students / Student Teachers:

* This release is contingent upon a suitable replacement being found, and/or upon acceptance of another coaching position.

All recommendations for new hires are contingent upon receipt of satisfactory results of criminal background check, pre-employment drug test, TB tests and pre-employment physical.

CHECKS CUT (OVER \$10,000)-1.27.23-2.20.23

Date	Vendor	Amount	Description
1/27/2023	WEN	\$11,000.00	RVA Eschool Network
2/8/2023	Ampro	\$161,345.25	MAMS Chromebooks/Ink - ESSER
2/8/2023	Cesa #10	\$20,287.50	Hi, EHS, AUDIO, Vision, Orientation, Administration Services
2/9/2023	Ampro	\$15,079.00	MAES/SES CLC Chromebooks & 2 Carts
2/10/2023	Liminex	\$16,300.00	GOGuardian Tutorme Subscription
2/13/2023	Ampro	\$11,432.00	MAMS Ipad Cases
2/13/2023	Mcmillan	\$11,320.05	Fast Forward Electrical Hookup/MASH New Kithcen Equip Electrical
2/20/2023	Brooks Positioning Systems	\$14,890.00	Fast Forward Data Collector

MEDFORD AREA PUBLIC SCHOOL DISTRICT

REGULAR BOARD OF EDUCATION MEETING

February 20, 2023

ADDENDUM

VOUCHER CHECKS

The Medford Area Public School District Board of Education approves the following:

Check # 182713 to

Check # 182822.

Amount \$ 233,014.81 for voucher checks and

Amount \$ 652,159.27 for payroll.

 REPORT SPECIFICATIONS
 DISTRICT: MEDFORD AREA PUBLIC SCHOOL DISTRICT
 REPORT TITLE: 2/20/23 (Dates: 07/01/21 - 02/20/23)
 REQUESTED BY: lanneja DATE: 02/20/23
 PROGRAM NAME: fin/3frdt101. TIME: 2:18:48 PM
 COPIES: 1 LPI: 6
 RUN ON SERVER: yes CREATE ASCII FILE: NO

Report Parameters

Description: MONTHLY BOARD OF ED CHECK LISTING
 Report Title: 2/20/23
 Print Detail Lines: Yes

<u>Report Ranges</u>	<u>Low</u>	<u>High</u>
Check Number:	182713	182822
Check Amount:	-9999999999	9999999999
PO Number:	0	9999999999
Invoice Date:	07/01/21	02/20/23
Vendor to Display:	Invoice	
Vendor Type:		ZZZZZ
Vendor Sub Type:		ZZZZZ
Check type to print:	All	
Include Continuation Void	No	
Exclude Voided Checks:	No	
Print Only 1099 Vendors:	No	
Post Month Print Format:	Numeric	
Banks Selected:	BNK0	

Account Filters

Account Types Selected: Asset Liability Equity Revenue Expense
 Account Status: Both Active/Inactive

	<u>Low</u>	<u>High</u>
B/S Account Ranges:	00 * 000 000 000000 000	99 * 999 999 999999 999
O/S Account Ranges:	00 * 000 000 000000 000	99 * 999 999 999999 999
Group Codes:	--	zz-zz-zzzz
Category Codes:		zzzzzzzz

<u>Report Fields</u>	<u>Length</u>	<u>Sign</u>	<u>Edited</u>	<u>Whole</u>	<u>Field Format</u>	<u>Year</u>	<u>Suppress Repeating</u>
Check Number	8						No
Check Date	10						No
Vendor	30						No
PO Number	10						No
Invoice Number	15						No
Invoice Description	35						No
Amount	12	Right	Yes	No	>, >>, >>>, >>>9.99-	Current	No

REPORT SPECIFICATIONS

DISTRICT: MEDFORD AREA PUBLIC SCHOOL DISTRICT
 REPORT TITLE: 2/20/23 (Dates: 07/01/21 - 02/20/23)
 REQUESTED BY: lanneja DATE: 02/20/23
 PROGRAM NAME: TP-FIELD-HEAD TIME: 2:18:48 PM
 COPIES: 1 LPI: 6
 RUN ON SERVER: yes CREATE ASCII FILE: NO

<u>Report Fields</u>	<u>Length</u>	<u>Sign</u>	<u>Edited</u>	<u>Whole</u>	<u>Field Format</u>	<u>Year</u>	<u>Suppress Repeating</u>
Account Number	25				Number		No
Post Date	10						No

<u>Sort Fields</u>	<u>Totals</u>	<u>Break Spacing</u>
1-Check Number	No	Single
2-Check Date	No	Single
3-Vendor	Yes	Single
4-PO Number	No	Single
5-Invoice Number	No	Single

CHECK #	CHECK DATE	VENDOR	PO INVOICE #	DESCRIPTION	CHECK AMOUNT	ACCOUNT	POST DATE
			NUMBER			NUMBER	
182713	02/14/2023	Medford Area Public School Dis	0 2/15/23 PR	2/15/23 Payroll	652,159.27	10 A 000 000 711100 000	02/14/2023
				Totals for Medford Area Public School Di	652,159.27		
182714	02/14/2023	Brzezinski, Adam	0 2/14/23	BOYS VARSITY BB VS DC EVEREST	120.00	10 E 400 310 162000 957	02/14/2023
				Totals for Brzezinski, Adam	120.00		
182715	02/14/2023	Christianson, Jason	0 2/14/23	BOYS JV BB VS DC EVEREST	55.00	10 E 400 310 162000 957	02/14/2023
				Totals for Christianson, Jason	55.00		
182716	02/14/2023	Crotteau, Treye	0 2/14/23	BOYS VARSITY BB VS DC EVEREST	120.00	10 E 400 310 162000 957	02/14/2023
				Totals for Crotteau, Treye	120.00		
182717	02/14/2023	Henrichs, Pat	0 2/14/23	BOYS JV BB VS DC EVEREST	55.00	10 E 400 310 162000 957	02/14/2023
				Totals for Henrichs, Pat	55.00		
182718	02/14/2023	Jackson, Sayer	0 2/14/23	BOYS VARSITY BB VS DC EVEREST	150.00	10 E 400 310 162000 957	02/14/2023
				Totals for Jackson, Sayer	150.00		
182719	02/14/2023	Radlinger, Michael	0 2/14/23	BOYS JV2 BB VS DC EVEREST	55.00	10 E 400 310 162000 957	02/14/2023
				Totals for Radlinger, Michael	55.00		
182720	02/14/2023	Wenzel, Leon	0 2/14/23	BOYS JV2 BB VS DC EVEREST	55.00	10 E 400 310 162000 957	02/14/2023
				Totals for Wenzel, Leon	55.00		
182721	02/15/2023	WI SCTF	0 20230215ADDGA	2/15-B.Wert-6063683-\$73.00, J. Cliver-778717-\$100.00,T.Swedlund-82 32335-\$590.31	763.31	10 L 000 000 811680 000	02/15/2023
				Totals for WI SCTF	763.31		
182722	02/14/2023	Jadin, Jennifer	0 HSA check	HSA 2023 benefit & deduction	605.00	99 L 000 000 811690 000	02/14/2023
				Totals for Jadin, Jennifer	605.00		
182723	02/14/2023	Sterling Water, Inc.	0 342X10853904	RVA MEDFORD WATER	100.80	99 E 600 411 235000 360	02/14/2023
182723	02/14/2023	Sterling Water, Inc.	0 342X10862806	RVA MOSINEE WATER	10.00	99 E 600 411 235000 360	02/14/2023
182723	02/14/2023	Sterling Water, Inc.	4002200109 342X10852807	Health Water	18.80	10 E 400 411 214000 000	02/14/2023
				Totals for Sterling Water, Inc.	129.60		
182724	02/14/2023	TDS Telecom	0 715-678-2600	SES: 2/10/23-3/9/23	351.94	10 E 800 355 260000 000	02/14/2023
182724	02/14/2023	TDS Telecom	0 715-693-0505	MOSINEE RVA: 2/9/23-3/10/23	54.91	99 E 600 355 263300 360	02/14/2023
182724	02/14/2023	TDS Telecom	0 715-748-2316	MAES: 2/10/23-3/9/23	826.27	10 E 800 355 260000 000	02/14/2023
182724	02/14/2023	TDS Telecom	0 715-748-2400	RVA: 2/10/23-3/9/23	2,153.07	99 E 600 355 263300 360	02/14/2023
182724	02/14/2023	TDS Telecom	0 715-748-2516	MAMS: 2/10/23-3/9/23	990.80	10 E 800 355 260000 000	02/14/2023
182724	02/14/2023	TDS Telecom	0 715-748-4620	DISTRICT OFFICE: 2/10/23-1/9/23	279.24	10 E 800 355 260000 000	02/14/2023
182724	02/14/2023	TDS Telecom	0 715-748-5951	MASH: 2/10/23-3/9/23	1,189.45	10 E 800 355 260000 000	02/14/2023
				Totals for TDS Telecom	5,845.68		
182725	02/15/2023	Vail, Zachary	0 REFUND FS ACCOU	FOOD SERVICE REFUND	61.45	50 R 800 251 257000 000	02/15/2023
				Totals for Vail, Zachary	61.45		
182726	02/16/2023	Henrichs, Pat	0 2/16/23	GIRLS 7TH A/B BB VS HORACE MANN	70.00	80 E 200 310 393000 956	02/16/2023
				Totals for Henrichs, Pat	70.00		
182727	02/16/2023	Wenzel, Leon	0 2/16/23	GIRLS 8TH A/B BB VS HORACE	70.00	80 E 200 310 393000 956	02/16/2023

CHECK #	CHECK DATE	VENDOR	PO INVOICE #	DESCRIPTION	CHECK AMOUNT	ACCOUNT	POST DATE
			NUMBER			NUMBER	
				MANN/MARSHFIELD			
				Totals for Wenzel, Leon	70.00		
182728	02/16/2023	3P Learning, Inc.	3002200205	INV-US-16479 50 Additional Math Seed Seats	550.00	10 E 100 360 110000 000	02/16/2023
				Totals for 3P Learning, Inc.	550.00		
182729	02/16/2023	Breezee, Kathy	0	2/14/23 IN LOVING MEMORY OF ORLANDO	40.00	10 E 800 411 231000 000	02/16/2023
				ACKERMAN			
				Totals for Breezee, Kathy	40.00		
182730	02/16/2023	Danielski, Butch	0	2/18/23 ENTERTAINMENT FOR CHRISTMAS PARTY	250.00	10 E 800 310 231000 000	02/16/2023
				Totals for Danielski, Butch	250.00		
182731	02/16/2023	Medford Area Chamber Of Commer	0	2/14/23 \$100 GIFT CERTIFICATE FOR	100.00	10 E 800 411 231000 000	02/16/2023
				CHRISTMAS PARTY			
				Totals for Medford Area Chamber Of Comme	100.00		
182732	02/16/2023	Medford Boys Hockey Booster Cl	0	JANUARY 2022 PRIDE PUMP DONATION	376.21	21 R 400 291 500000 495	02/16/2023
				Totals for Medford Boys Hockey Booster C	376.21		
182733	02/16/2023	Medford Girls Hockey Booster C	0	JANUARY 2022 PRIDE PUMP DONATION	376.22	21 R 400 291 500000 495	02/16/2023
				Totals for Medford Girls Hockey Booster	376.22		
182734	02/16/2023	Milwaukee County Treasurer	0	339 RVA ICE SKATING EVENT	354.18	99 E 600 940 110000 360	02/16/2023
				Totals for Milwaukee County Treasurer	354.18		
182735	02/16/2023	Par Inc	9002200139	IN-00125405 BRIEF2 Parent/Teacher Digital Kit	499.00	27 E 800 362 223390 341	02/16/2023
				Totals for Par Inc	499.00		
182736	02/16/2023	WI HS State Curling Championsh	0	2/17/23 2 TEAMS FOR STATE CURLING	200.00	10 E 400 940 162000 970	02/16/2023
				Totals for WI HS State Curling Champions	200.00		
182737	02/16/2023	Lemke, Jaclyn	0	STATE CURLING 8 STUDENTS X 2 DAYS	400.00	10 E 400 411 162000 970	02/16/2023
				Totals for Lemke, Jaclyn	400.00		
182738	02/17/2023	Christianson, Jason	0	2/17/23 GIRLS JV BB VS MOSINEE	55.00	10 E 400 310 162000 956	02/17/2023
				Totals for Christianson, Jason	55.00		
182739	02/17/2023	Kleinhans, Matthew	0	2/17/23 GIRLS VARSITY BB VS MOSINEE	120.00	10 E 400 310 162000 956	02/17/2023
				Totals for Kleinhans, Matthew	120.00		
182740	02/17/2023	Knetter, Paul	0	2/17/23 GIRLS JV BB VS MOSINEE	55.00	10 E 400 310 162000 956	02/17/2023
				Totals for Knetter, Paul	55.00		
182741	02/17/2023	Payne, Jonathan	0	2/17/23 GIRLS VARSITY BB VS MOSINEE	120.00	10 E 400 310 162000 956	02/17/2023
				Totals for Payne, Jonathan	120.00		
182742	02/17/2023	Staege, Timothy	0	2/17/23 GIRLS VARSITY BB VS MOSINEE	150.00	10 E 400 310 162000 956	02/17/2023
				Totals for Staege, Timothy	150.00		
182743	02/17/2023	Apple Inc.	2002200263	AL03218891 Director iPads - TED WILSON WILL	598.00	10 E 200 482 125500 000	02/17/2023
				ORDER			
				Totals for Apple Inc.	598.00		
182744	02/17/2023	The Bailiwick Venue LLC	0	1162 MASH FROSTED FORMAL: 2ND PAYMENT	262.50	21 E 400 411 120000 618	02/17/2023
				Totals for The Bailiwick Venue LLC	262.50		

CHECK #	CHECK DATE	VENDOR	PO INVOICE #	DESCRIPTION	CHECK AMOUNT	ACCOUNT	POST DATE
			NUMBER			NUMBER	
182745	02/17/2023	Balciar Painting	0 1/30/23	DISTRICT OFFICE PAINTING 3 OFFICES	518.00	10 E 800 324 254300 000	02/17/2023
				Totals for Balciar Painting	518.00		
182746	02/17/2023	Blazer Works	0 20580313	L. BAILEY: 1/22/23	660.00	27 E 600 360 156700 019	02/17/2023
				Totals for Blazer Works	660.00		
182747	02/17/2023	Broadway Theatre	0 2023061	DRAMA CLUB: SINGING IN THE RAIN	91.75	21 E 400 411 120000 605	02/17/2023
				MOVIE			
182747	02/17/2023	Broadway Theatre	0 2023062	MAES/SES DINOSAUR FIELD TRIP	352.00	10 E 100 940 110000 000	02/17/2023
182747	02/17/2023	Broadway Theatre	0 2023062	MAES/SES DINOSAUR FIELD TRIP	165.00	10 E 101 940 110000 000	02/17/2023
				Totals for Broadway Theatre	608.75		
182748	02/17/2023	Chippewa Valley Sporting Goods	4012200116 266024	Open PO	629.84	10 E 400 411 162000 951	02/17/2023
182748	02/17/2023	Chippewa Valley Sporting Goods	4012200116 266024	Open PO	133.83	10 E 400 411 162000 957	02/17/2023
182748	02/17/2023	Chippewa Valley Sporting Goods	4012200116 266135	Open PO	771.34	10 E 400 411 162000 000	02/17/2023
				Totals for Chippewa Valley Sporting Good	1,535.01		
182749	02/17/2023	Cintas	0 4144314116	DO RUGS	78.18	10 E 800 324 253000 000	02/17/2023
				Totals for Cintas	78.18		
182750	02/17/2023	Complete Control Inc	0 SRVCE047922	MAMS: HEATER SERVICE	1,373.41	10 E 200 324 254300 000	02/17/2023
				Totals for Complete Control Inc	1,373.41		
182751	02/17/2023	Contract Paper Group Inc.	8002200145 43008667001	DISTRICT WIDE COLOR PAPER	6,312.00	10 E 800 417 260000 000	02/17/2023
				Totals for Contract Paper Group Inc.	6,312.00		
182752	02/17/2023	Follett Book Company	4002200192 612036	book orders for newly published titles *blanket PO so I can place orders throughout the semester	72.07	10 E 400 432 222200 031	02/17/2023
				Totals for Follett Book Company	72.07		
182753	02/17/2023	Forest Springs	0 106901	MAMS WINTER FUN DAY 7TH & 8TH	5,590.00	21 E 200 411 240000 276	02/17/2023
182753	02/17/2023	Forest Springs	0 106902	MAMS WINTER FUN DAY 6TH	2,820.00	21 E 200 411 240000 276	02/17/2023
				Totals for Forest Springs	8,410.00		
182754	02/17/2023	Bolster Hardware, LLC	0 11809	SHORT PAYMENT: ICE MELT MAINT SUPPLY	54.99	10 E 100 411 253000 000	02/17/2023
182754	02/17/2023	Bolster Hardware, LLC	0 11897/3	BARN SUPPLIES: HOOKS	5.99	10 E 400 411 131000 000	02/17/2023
				Totals for Bolster Hardware, LLC	60.98		
182755	02/17/2023	Gopher Sport	1002200162 IN252978	Phys. Ed Parachutes	372.48	10 E 100 440 143000 000	02/17/2023
182755	02/17/2023	Gopher Sport	1002200162 IN252978	Phys. Ed Parachutes	372.48	10 E 101 440 143000 000	02/17/2023
				Totals for Gopher Sport	744.96		
182756	02/17/2023	The Graphic Edge	0 1657965	MASH: HATS FOR RAIDER CAFE	360.60	21 E 400 411 240000 411	02/17/2023
182756	02/17/2023	The Graphic Edge	0 1657969	MASH: HATS FOR RAIDER CAFE	402.61	21 E 400 411 240000 411	02/17/2023
				Totals for The Graphic Edge	763.21		
182757	02/17/2023	Gunderson Cleaners, INC	0 KI14260	MASH BAND DRY CLEANING	1,299.12	10 E 400 310 125500 000	02/17/2023
				Totals for Gunderson Cleaners, INC	1,299.12		

CHECK #	CHECK DATE	VENDOR	PO INVOICE #		DESCRIPTION	CHECK AMOUNT	ACCOUNT				POST DATE		
			NUMBER	NUMBER			NUMBER	NUMBER	NUMBER	NUMBER			
182758	02/17/2023	IXL Learning	8002200234	S459062	IXL math	4,032.50	10	E	800	362	129300	163	02/17/2023
182758	02/17/2023	IXL Learning	8002200234	S459062	IXL math	4,032.50	80	E	200	362	390000	367	02/17/2023
Totals for IXL Learning						8,065.00							
182759	02/17/2023	JW Pepper & Sons, Inc.	2002200130	364987183	Concert music	63.87	10	E	200	411	125400	000	02/17/2023
182759	02/17/2023	JW Pepper & Sons, Inc.	2002200130	364987184	Concert music	40.96	10	E	200	411	125400	000	02/17/2023
182759	02/17/2023	JW Pepper & Sons, Inc.	2002200130	364990423	Concert music	4.99	10	E	200	411	125400	000	02/17/2023
Totals for JW Pepper & Sons, Inc.						109.82							
182760	02/17/2023	Kramer Plumbing & Heating Inc	0	46901	DO: REPLACE PUMPS IN BASEMENT	1,455.70	10	E	800	324	254300	000	02/17/2023
182760	02/17/2023	Kramer Plumbing & Heating Inc	0	46926	MASH: SERVICE ON AUGURED LAUNDRY DRAIN	435.00	10	E	400	324	254300	000	02/17/2023
Totals for Kramer Plumbing & Heating Inc						1,890.70							
182761	02/17/2023	Mid-Wisconsin Beverage Inc	0	2898121	MASH STUDENT VENDING	193.94	21	E	400	411	120000	610	02/17/2023
182761	02/17/2023	Mid-Wisconsin Beverage Inc	0	2898122	MASH MARKETING VENDING	504.00	21	E	400	411	120000	609	02/17/2023
Totals for Mid-Wisconsin Beverage Inc						697.94							
182762	02/17/2023	Moving Beyond the Page	6002200155	276421	Open PO	980.61	99	E	600	470	110000	360	02/17/2023
182762	02/17/2023	Moving Beyond the Page	6002200155	276429	Open PO	831.10	99	E	600	470	110000	360	02/17/2023
182762	02/17/2023	Moving Beyond the Page	6002200155	276504	Open PO	831.10	99	E	600	470	110000	360	02/17/2023
182762	02/17/2023	Moving Beyond the Page	6002200155	276533	Open PO	17.49	99	E	600	470	110000	360	02/17/2023
Totals for Moving Beyond the Page						2,660.30							
182763	02/17/2023	Northern Tool & Equipment Co	8002200222	51709465	Perkins Funds for Manufacturing Welders	5,849.97	10	E	800	440	136000	400	02/17/2023
Totals for Northern Tool & Equipment Co						5,849.97							
182764	02/17/2023	Par Inc	9002200248	IN-00167455	MIGDAS and BRIEF 2 administration items	108.00	27	E	800	490	215200	341	02/17/2023
Totals for Par Inc						108.00							
182765	02/17/2023	Perrin's Surface Solutions LLC	0	1/27/23	DISTRICT OFFICE 3 OFFICE NEW CARPET	3,190.00	10	E	800	327	255300	000	02/17/2023
Totals for Perrin's Surface Solutions LL						3,190.00							
182766	02/17/2023	Really Good Stuff	3002200230	8153110	First Grade Holiday Fund	184.90	10	E	100	411	110000	000	02/17/2023
Totals for Really Good Stuff						184.90							
182767	02/17/2023	The Sports Page	0	2/6/23	ALT ED: PIZZA	162.42	21	E	400	411	120000	610	02/17/2023
Totals for The Sports Page						162.42							
182768	02/17/2023	Sun Printing	0	135352	RVA HS/MS REPORT CARD LETTERHEAD	636.00	99	E	600	411	235000	360	02/17/2023
Totals for Sun Printing						636.00							
182769	02/17/2023	Sweetwater	8002200230	35172695	AV Tech and Accessories	515.67	10	E	800	481	295000	000	02/17/2023
Totals for Sweetwater						515.67							
182770	02/17/2023	TestOut	4002200308	INV607818	Test out licenses for IT essentials class	792.00	10	E	400	360	132000	000	02/17/2023
Totals for TestOut						792.00							

CHECK #	CHECK DATE	VENDOR	PO NUMBER	INVOICE #	DESCRIPTION	CHECK AMOUNT	ACCOUNT				POST DATE
182771	02/17/2023	Tractor Supply Co	0	6035 3012 0574	MASH YA: JACKET	118.15	21	E	400 411 120000 613	02/17/2023	
					Totals for Tractor Supply Co	118.15					
182772	02/17/2023	WKEB/WIGM Radio	0	23010297	RVA BOE	60.00	99	E	600 351 263300 360	02/17/2023	
182772	02/17/2023	WKEB/WIGM Radio	0	23010299	CHILD DEVELOPMENT DAYS	500.00	27	E	800 351 263300 347	02/17/2023	
182772	02/17/2023	WKEB/WIGM Radio	0	23010301	BOE	75.00	10	E	800 351 260000 000	02/17/2023	
182772	02/17/2023	WKEB/WIGM Radio	0	23010393	EMP	200.00	10	E	800 351 260000 000	02/17/2023	
182772	02/17/2023	WKEB/WIGM Radio	0	23010471	TAYLOR COUNTY DOP	200.00	80	E	800 351 390000 901	02/17/2023	
					Totals for WKEB/WIGM Radio	1,035.00					
182776	02/17/2023	Klingbeil Lumber Company	0	2301-022044	Ice Melt	159.90	10	E	200 411 253000 000	02/17/2023	
182776	02/17/2023	Klingbeil Lumber Company	0	2301-022059	Adaptor Pex	38.83	10	E	400 411 253000 000	02/17/2023	
182776	02/17/2023	Klingbeil Lumber Company	0	2301-022085	Fastners	15.24	10	E	400 411 136000 000	02/17/2023	
182776	02/17/2023	Klingbeil Lumber Company	0	2301-022087	Fastners	7.99	10	E	400 411 136000 000	02/17/2023	
182776	02/17/2023	Klingbeil Lumber Company	0	2301-022200	Bulb Halogen Fluid	27.75	10	E	400 411 253000 000	02/17/2023	
182776	02/17/2023	Klingbeil Lumber Company	0	2301-022203	Adhesive Cement	204.93	10	E	100 411 253000 000	02/17/2023	
182776	02/17/2023	Klingbeil Lumber Company	0	2301-023252	Boil Drain	10.99	10	E	400 411 253000 000	02/17/2023	
182776	02/17/2023	Klingbeil Lumber Company	0	2301-023343	Smart Straw	11.88	10	E	400 411 136000 000	02/17/2023	
182776	02/17/2023	Klingbeil Lumber Company	0	2301-023902	Shelf Bracket	21.48	10	E	400 411 253000 000	02/17/2023	
182776	02/17/2023	Klingbeil Lumber Company	0	2301-023921	Clamp Hose	22.99	10	E	400 411 253000 000	02/17/2023	
182776	02/17/2023	Klingbeil Lumber Company	0	2301-023925	Spee-Dee Shipping	16.88	10	E	400 411 253000 000	02/17/2023	
182776	02/17/2023	Klingbeil Lumber Company	0	2301-023979	Washers & Fastners	25.57	10	E	400 411 136000 000	02/17/2023	
182776	02/17/2023	Klingbeil Lumber Company	0	2301-024130	Caution Tape	25.98	10	E	400 411 253000 000	02/17/2023	
182776	02/17/2023	Klingbeil Lumber Company	0	2301-025010	Key & Fastners	17.77	10	E	400 411 253000 000	02/17/2023	
182776	02/17/2023	Klingbeil Lumber Company	0	2301-025395	Lashing Strap	56.98	10	E	400 411 253000 000	02/17/2023	
182776	02/17/2023	Klingbeil Lumber Company	0	2301-025743	Fastners	10.02	10	E	200 411 253000 000	02/17/2023	
182776	02/17/2023	Klingbeil Lumber Company	0	2301-025745	Premium SPF	6.99	10	E	200 411 253000 000	02/17/2023	
182776	02/17/2023	Klingbeil Lumber Company	0	2301-025840	Lubricant Graphite	3.79	10	E	400 411 253000 000	02/17/2023	
182776	02/17/2023	Klingbeil Lumber Company	0	2301-025914	Spee-Dee Shipping	6.44	10	E	400 411 253000 000	02/17/2023	
182776	02/17/2023	Klingbeil Lumber Company	0	2301-026065	Wire Welding	17.99	10	E	400 411 253000 000	02/17/2023	
182776	02/17/2023	Klingbeil Lumber Company	0	2301-026294	Tank Lever	61.98	10	E	101 411 253000 000	02/17/2023	
182776	02/17/2023	Klingbeil Lumber Company	0	2301-027020	Cover Paint Roller	23.05	10	E	400 411 253000 000	02/17/2023	
182776	02/17/2023	Klingbeil Lumber Company	2002200210	2301-023376	Blanket requisition	16.94	10	E	200 411 136000 000	02/17/2023	
182776	02/17/2023	Klingbeil Lumber Company	2002200210	2301-025376	Blanket requisition	116.52	10	E	200 411 136000 000	02/17/2023	
182776	02/17/2023	Klingbeil Lumber Company	4002200209	2301-022305	Klingbeil Lumber Open PO for MASH woodshop	116.30	10	E	400 411 136000 000	02/17/2023	
182776	02/17/2023	Klingbeil Lumber Company	4002200209	2301-022475	Klingbeil Lumber Open PO for MASH woodshop	332.87	10	E	400 411 136000 000	02/17/2023	
182776	02/17/2023	Klingbeil Lumber Company	4002200209	2301-022605	Klingbeil Lumber Open PO for MASH woodshop	47.99	10	E	400 411 136000 000	02/17/2023	
182776	02/17/2023	Klingbeil Lumber Company	4002200209	2301-022620	Klingbeil Lumber Open PO for MASH	32.97	10	E	400 411 136000 000	02/17/2023	

CHECK #	CHECK DATE	VENDOR	PO INVOICE #		DESCRIPTION	CHECK AMOUNT	ACCOUNT				POST DATE
			NUMBER	NUMBER			NUMBER	NUMBER	NUMBER		
182776	02/17/2023	Klingbeil Lumber Company	4002200209	2301-023931	woodshop Klingbeil Lumber Open PO for MASH	4.14	10	E	400	411 136000 000	02/17/2023
182776	02/17/2023	Klingbeil Lumber Company	4002200209	2301-025506	woodshop Klingbeil Lumber Open PO for MASH	29.45	10	E	400	411 136000 000	02/17/2023
182776	02/17/2023	Klingbeil Lumber Company	4002200209	2301-026303	woodshop Klingbeil Lumber Open PO for MASH	251.40	10	E	400	411 136000 000	02/17/2023
182776	02/17/2023	Klingbeil Lumber Company	4002200209	2301-027303	woodshop Klingbeil Lumber Open PO for MASH	265.97	10	E	400	411 136000 000	02/17/2023
182776	02/17/2023	Klingbeil Lumber Company	4002200255	2301-022773	woodshop Class Supplies Open PO	21.47	10	E	400	411 131000 000	02/17/2023
182776	02/17/2023	Klingbeil Lumber Company	8002200166	2301-022035	Audiovisual Supplies and Tools	80.73	10	E	800	411 295000 000	02/17/2023
182776	02/17/2023	Klingbeil Lumber Company	8002200166	2301-027238	Audiovisual Supplies and Tools	28.97	10	E	800	411 295000 000	02/17/2023
Totals for Klingbeil Lumber Company						2,141.14					
182783	02/17/2023	Medford Cooperative Inc	0	140272	Turkey Certificates	432.22	21	E	100	411 240000 050	02/17/2023
182783	02/17/2023	Medford Cooperative Inc	0	1626	FFA Supplies	61.10	21	E	400	411 240000 444	02/17/2023
182783	02/17/2023	Medford Cooperative Inc	0	2335	Food for Meeting	66.09	27	E	800	415 223390 347	02/17/2023
182783	02/17/2023	Medford Cooperative Inc	0	23892	Fastners	12.36	10	E	200	411 136000 000	02/17/2023
182783	02/17/2023	Medford Cooperative Inc	0	23930	Super Glue	39.92	10	E	200	411 136000 000	02/17/2023
182783	02/17/2023	Medford Cooperative Inc	0	23993	Popl Dower 3/8x36"	96.39	10	E	200	411 136000 000	02/17/2023
182783	02/17/2023	Medford Cooperative Inc	0	24048	Garment Hooks	22.95	21	E	400	411 240000 403	02/17/2023
182783	02/17/2023	Medford Cooperative Inc	0	24115	Fastners	5.22	10	E	400	411 253000 000	02/17/2023
182783	02/17/2023	Medford Cooperative Inc	0	24247	Glide Nailon NKL	14.78	10	E	200	411 253000 000	02/17/2023
182783	02/17/2023	Medford Cooperative Inc	0	24261	Hardware Supplies	19.98	10	E	101	411 253000 000	02/17/2023
182783	02/17/2023	Medford Cooperative Inc	0	3346	STUCO Supplies	180.17	21	E	200	411 240000 272	02/17/2023
182783	02/17/2023	Medford Cooperative Inc	0	439	STUCO Supplies	103.58	21	E	200	411 240000 272	02/17/2023
182783	02/17/2023	Medford Cooperative Inc	0	4557	Raiders Committed Supplies	17.39	21	E	400	411 240000 475	02/17/2023
182783	02/17/2023	Medford Cooperative Inc	0	4613	STUCO Supplies	10.88	21	E	400	411 120000 618	02/17/2023
182783	02/17/2023	Medford Cooperative Inc	0	5275455	Hog Feed	71.60	21	E	400	411 240000 403	02/17/2023
182783	02/17/2023	Medford Cooperative Inc	0	5275531	Shavings	46.05	21	E	400	411 240000 403	02/17/2023
182783	02/17/2023	Medford Cooperative Inc	0	5275651	Shavings	92.10	21	E	400	411 240000 403	02/17/2023
182783	02/17/2023	Medford Cooperative Inc	0	5275738	Calf Starter, Pellets, & Shavings	186.72	21	E	400	411 240000 403	02/17/2023
182783	02/17/2023	Medford Cooperative Inc	0	5275828	Shavings	55.26	21	E	400	411 240000 403	02/17/2023
182783	02/17/2023	Medford Cooperative Inc	0	5275910	Lime, Feed, & Shavings	218.57	21	E	400	411 240000 403	02/17/2023
182783	02/17/2023	Medford Cooperative Inc	0	55343	Steer Grower	557.49	21	E	400	411 240000 403	02/17/2023
182783	02/17/2023	Medford Cooperative Inc	0	6010	Glacier Water	7.00	10	E	400	411 162000 957	02/17/2023
182783	02/17/2023	Medford Cooperative Inc	0	6271	MASH Cafe Supplies	88.30	21	E	400	411 240000 411	02/17/2023
182783	02/17/2023	Medford Cooperative Inc	0	777	Science Olympiad Supplies	910.93	21	E	400	411 120000 615	02/17/2023
182783	02/17/2023	Medford Cooperative Inc	0	833	STUCO Supplies	24.00	21	E	200	411 240000 272	02/17/2023
182783	02/17/2023	Medford Cooperative Inc	0	842	Student Council Supplies	282.87	21	E	200	411 240000 272	02/17/2023

CHECK #	CHECK DATE	VENDOR	PO INVOICE #		DESCRIPTION	CHECK AMOUNT	ACCOUNT				POST DATE		
			NUMBER	NUMBER			NUMBER	NUMBER	NUMBER				
182783	02/17/2023	Medford Cooperative Inc	2002200178	2150	Medford Cooperative/Do-It Best Open PO	10.90	10	E	200	411	126000	000	02/17/2023
182783	02/17/2023	Medford Cooperative Inc	2002200178	24094	Medford Cooperative/Do-It Best Open PO	9.99	10	E	200	411	126000	000	02/17/2023
182783	02/17/2023	Medford Cooperative Inc	2002200178	3185	Medford Cooperative/Do-It Best Open PO	25.95	10	E	200	411	126000	000	02/17/2023
182783	02/17/2023	Medford Cooperative Inc	2002200178	6758	Medford Cooperative/Do-It Best Open PO	38.73	10	E	200	411	126000	000	02/17/2023
182783	02/17/2023	Medford Cooperative Inc	2002200231	140	Open PO @ County Market for FACE	63.15	10	E	200	411	135000	000	02/17/2023
182783	02/17/2023	Medford Cooperative Inc	2002200231	2205	Open PO @ County Market for FACE	10.99	10	E	200	411	135000	000	02/17/2023
182783	02/17/2023	Medford Cooperative Inc	2002200231	3112	Open PO @ County Market for FACE	154.37	10	E	200	411	135000	000	02/17/2023
182783	02/17/2023	Medford Cooperative Inc	2002200231	6637	Open PO @ County Market for FACE	41.86	10	E	200	411	135000	000	02/17/2023
182783	02/17/2023	Medford Cooperative Inc	4002200106	2780	Open PO to purchase groceries and supplies for food classes	156.57	10	E	400	411	135000	000	02/17/2023
182783	02/17/2023	Medford Cooperative Inc	4002200256	2369	Class Supplies	22.74	10	E	400	411	131000	000	02/17/2023
182783	02/17/2023	Medford Cooperative Inc	8002200220	23923	AV Tools and Technology 2022/23	53.95	10	E	800	480	295000	000	02/17/2023
182783	02/17/2023	Medford Cooperative Inc	8002200220	24262	AV Tools and Technology 2022/23	13.99	10	E	800	480	295000	000	02/17/2023
182783	02/17/2023	Medford Cooperative Inc	8002200220	24297	AV Tools and Technology 2022/23	47.97	10	E	800	480	295000	000	02/17/2023
182783	02/17/2023	Medford Cooperative Inc	9002200119	3513	Items to support students with special needs in disability programming	20.30	27	E	800	411	158700	341	02/17/2023
182783	02/17/2023	Medford Cooperative Inc	9002200119	6072	Items to support students with special needs in disability programming	17.39	27	E	800	411	158700	341	02/17/2023
182783	02/17/2023	Medford Cooperative Inc	9002200136	1102	DAILE open PO	44.59	27	E	800	411	218100	341	02/17/2023
182783	02/17/2023	Medford Cooperative Inc	9002200136	2059	DAILE open PO	76.07	27	E	800	411	218100	341	02/17/2023
182783	02/17/2023	Medford Cooperative Inc	9002200136	2065	DAILE open PO	83.52	27	E	800	411	218100	341	02/17/2023
182783	02/17/2023	Medford Cooperative Inc	9002200136	4150	DAILE open PO	13.56	27	E	800	411	218100	341	02/17/2023
182783	02/17/2023	Medford Cooperative Inc	9002200136	4685	DAILE open PO	13.56	27	E	800	411	218100	341	02/17/2023
182783	02/17/2023	Medford Cooperative Inc	9002200167	2180	\$400 Medford Cooperative for student functional learning materials and life skills.	45.52	27	E	800	411	158700	341	02/17/2023
182783	02/17/2023	Medford Cooperative Inc	9002200181	1498	Supplies for baking/cooking for the Daily Living and pull-out classes.	71.75	27	E	800	411	158700	341	02/17/2023
182783	02/17/2023	Medford Cooperative Inc	9002200181	4817	Supplies for baking/cooking for the Daily Living and pull-out classes.	24.25	27	E	800	411	158700	341	02/17/2023
182783	02/17/2023	Medford Cooperative Inc	9002200181	5450	Supplies for baking/cooking for	41.48	27	E	800	411	158700	341	02/17/2023

CHECK #	CHECK DATE	VENDOR	PO INVOICE #	DESCRIPTION	CHECK AMOUNT	ACCOUNT	POST DATE
			NUMBER			NUMBER	
				the Daily Living and pull-out classes.			
182783	02/17/2023	Medford Cooperative Inc	9002200181 591	Supplies for baking/cooking for the Daily Living and pull-out classes.	47.32	27 E 800 411 158700 341	02/17/2023
182783	02/17/2023	Medford Cooperative Inc	9002200181 6270	Supplies for baking/cooking for the Daily Living and pull-out classes.	12.24	27 E 800 411 158700 341	02/17/2023
				Totals for Medford Cooperative Inc	4,786.63		
182784	02/20/2023	Lindsay Machinery, Inc.	4002200196 MED230217F	Fast Forward Grant Wide-belt Sander, Planer, Jointers	10,556.00	10 E 400 553 136000 697	02/20/2023
				Totals for Lindsay Machinery, Inc.	10,556.00		
182785	02/20/2023	Town Of Medford	0 2021	CHARGEBACK FOR PROPERTY TAXES	504.05	10 E 800 940 491000 000	02/20/2023
				Totals for Town Of Medford	504.05		
182787	02/20/2023	A'viands LLC	0 INV1900029492	JANUARY 2023 FOOD SERVICE	107,209.70	50 L 000 000 811200 000	02/20/2023
				Totals for A'viands LLC	107,209.70		
182788	02/20/2023	Bergman, Brooke	0 REIMBURSE	MAES PBIS REWARDS	17.97	10 E 100 415 213000 000	02/20/2023
182788	02/20/2023	Bergman, Brooke	0 REIMBURSEMENT	SPED REWARDS	14.64	27 E 800 411 158700 341	02/20/2023
				Totals for Bergman, Brooke	32.61		
182789	02/20/2023	Berish, Jessica	0 REIMBURSE	RVA MILEAGE EDUCATION CONVENTION	37.16	99 E 600 342 221300 360	02/20/2023
				Totals for Berish, Jessica	37.16		
182790	02/20/2023	Cherek, Keri	0 REIMBURSE	RVA CPR CERTIFICATION	27.58	99 E 600 940 221300 360	02/20/2023
				Totals for Cherek, Keri	27.58		
182791	02/20/2023	Donyes, David	0 REIMBURSE	EDUCATIONAL CREDIT: MED LEARNING & TECHNOLOGY CAPSTONE	375.00	10 E 800 291 221300 000	02/20/2023
				Totals for Donyes, David	375.00		
182792	02/20/2023	Faude, Sarah	0 9/6-11/9/22	MILEAGE	30.25	10 E 100 342 213000 000	02/20/2023
182792	02/20/2023	Faude, Sarah	0 9/6-11/9/22	MILEAGE	30.25	10 E 101 342 213000 000	02/20/2023
182792	02/20/2023	Faude, Sarah	0 REIMBURSE	PBIS REWARD	9.54	10 E 100 411 213000 000	02/20/2023
				Totals for Faude, Sarah	70.04		
182793	02/20/2023	Gaudreau, Renee	0 REIMBURSE	RVA POSTAGE	2.40	99 E 600 353 263300 360	02/20/2023
182793	02/20/2023	Gaudreau, Renee	0 REIMBURSE	RVA POSTAGE	4.27	99 E 600 353 263300 360	02/20/2023
182793	02/20/2023	Gaudreau, Renee	0 REIMBURSE	RVA POSTAGE	1.83	99 E 600 353 263300 360	02/20/2023
				Totals for Gaudreau, Renee	8.50		
182794	02/20/2023	Grinker, Traci	0 REIMBURSE	MASH CONCESSIONS	588.00	21 E 400 411 240000 411	02/20/2023
				Totals for Grinker, Traci	588.00		
182795	02/20/2023	Hamland, Sarah	0 REIMBURSE	PTO CHRISTMAS GIFTS	162.43	21 E 101 411 240000 130	02/20/2023
				Totals for Hamland, Sarah	162.43		
182796	02/20/2023	Harder, Mary	0 REIMBURSE	DOT PHYSICAL	85.00	10 E 800 310 260000 000	02/20/2023

CHECK #	CHECK DATE	VENDOR	PO INVOICE #	DESCRIPTION	CHECK AMOUNT	ACCOUNT	POST DATE
			NUMBER			NUMBER	
				Totals for Harder, Mary	85.00		
182797	02/20/2023	Hedtke, Tate	0 REIMBURSE	MAMS MINI COURSE SUPPLIES	10.60	21 E 200 411 240000 235	02/20/2023
				Totals for Hedtke, Tate	10.60		
182798	02/20/2023	Hudak, Alison	0 1/2-2/2/23	MILEAGE	38.35	10 E 800 342 171000 000	02/20/2023
				Totals for Hudak, Alison	38.35		
182799	02/20/2023	Kraemer, Tucker	0 REIMBURSE	YOUTH APPRENTICE BOOTS	154.75	21 E 400 411 120000 613	02/20/2023
				Totals for Kraemer, Tucker	154.75		
182800	02/20/2023	Kreul Buskerud, Jennifer	0 REIMBURSE	MAMS MINI COURSE SUPPLIES	28.47	21 E 200 411 240000 235	02/20/2023
				Totals for Kreul Buskerud, Jennifer	28.47		
182801	02/20/2023	Laduron, Christina	0 REIMBURSE	CLASSROOM ALLOTMENT SUPPLIES	194.73	10 E 100 411 110000 000	02/20/2023
				Totals for Laduron, Christina	194.73		
182802	02/20/2023	Lannet, Jaylene	0 REIMBURSE	SES PTO VALENTINE PARTY SUPPLIES	68.16	21 E 101 411 240000 130	02/20/2023
				Totals for Lannet, Jaylene	68.16		
182803	02/20/2023	Lutzow, Cortney	0 REIMBURSE	RVA EVENT SYUPPLIES	67.20	99 E 600 411 161000 360	02/20/2023
				Totals for Lutzow, Cortney	67.20		
182804	02/20/2023	Mildbrand, Rachel	0 REIMBURSE	MAES SCIENCE CONSUMABLES	24.40	10 E 100 411 110000 000	02/20/2023
182804	02/20/2023	Mildbrand, Rachel	0 REIMBURSE	CLASSROOM ALLOTMENT SUPPLIES	14.51	10 E 100 411 110000 000	02/20/2023
				Totals for Mildbrand, Rachel	38.91		
182805	02/20/2023	Miller, Daniel	0 1/2-1/30/23	MILEAGE	26.37	10 E 100 342 240000 000	02/20/2023
182805	02/20/2023	Miller, Daniel	0 1/2-1/30/23	MILEAGE	26.36	10 E 101 342 240000 000	02/20/2023
				Totals for Miller, Daniel	52.73		
182806	02/20/2023	Rachu, Elizabeth	0 REIMBURSE	FUN NIGHT SUPPLIES	28.00	21 E 200 411 240000 272	02/20/2023
				Totals for Rachu, Elizabeth	28.00		
182807	02/20/2023	Reynolds, Stephen	0 REIMBURSE	WBCCA CONFERENCE	20.00	10 E 800 348 253000 000	02/20/2023
182807	02/20/2023	Reynolds, Stephen	0 REIMBURSE	WBCCA CONFERENCE	36.10	10 E 400 342 162000 963	02/20/2023
				Totals for Reynolds, Stephen	56.10		
182808	02/20/2023	Sperl, Michelle	0 REIMBURSE	MASH YA BOOTS	250.00	21 E 400 411 120000 613	02/20/2023
				Totals for Sperl, Michelle	250.00		
182809	02/20/2023	Stockwell, Stephanie	0 REIMBURSE	SCIENCE LAB/STUDENT COUNCIL SUPPLIES	98.36	10 E 200 411 126000 000	02/20/2023
182809	02/20/2023	Stockwell, Stephanie	0 REIMBURSE	SCIENCE LAB/STUDENT COUNCIL SUPPLIES	106.76	21 E 200 411 240000 272	02/20/2023
182809	02/20/2023	Stockwell, Stephanie	0 REIMBURSE	LAB CLASSROOM/STUDETN COUNCIL/MINI COURSES SUPPLIES	12.92	10 E 200 411 126000 000	02/20/2023
182809	02/20/2023	Stockwell, Stephanie	0 REIMBURSE	LAB CLASSROOM/STUDETN COUNCIL/MINI COURSES SUPPLIES	37.76	21 E 200 411 240000 235	02/20/2023
182809	02/20/2023	Stockwell, Stephanie	0 REIMBURSE	LAB CLASSROOM/STUDETN COUNCIL/MINI COURSES SUPPLIES	45.35	21 E 200 411 240000 272	02/20/2023
182809	02/20/2023	Stockwell, Stephanie	0 REIMBURSE	STUDENT COUNCIL SUPPLIES	382.76	21 E 200 411 240000 272	02/20/2023

CHECK #	CHECK DATE	VENDOR	PO INVOICE #	DESCRIPTION	CHECK AMOUNT	ACCOUNT	POST DATE
			NUMBER			NUMBER	
Totals for Stockwell, Stephanie					683.91		
182810	02/20/2023	Thums, Hilary	0 1/2-1/26/23	MILEAGE	24.93	10 E 100 342 240000 000	02/20/2023
182810	02/20/2023	Thums, Hilary	0 1/2-1/26/23	MILEAGE	24.94	10 E 101 342 240000 000	02/20/2023
Totals for Thums, Hilary					49.87		
182811	02/20/2023	Vazquez, Christine	0 REIMBURSE	RVA POSTAGE	30.00	99 E 600 353 263300 360	02/20/2023
Totals for Vazquez, Christine					30.00		
182812	02/20/2023	Venzke, Catherine	0 REIMBURSE	EDUCATIONAL CREDIT: THC 618 ADVANCED EDUCATIONAL PSYCHOLOGY	375.00	10 E 800 291 221300 000	02/20/2023
Totals for Venzke, Catherine					375.00		
182813	02/20/2023	Weideman, Julie	0 REIMBURSE	MASH BOOKS LIBRARY	11.04	10 E 400 432 222200 000	02/20/2023
182813	02/20/2023	Weideman, Julie	0 REIMBURSE	MASH BOOKS/TECH LIBRARY SUPPLIES	32.88	10 E 400 411 222200 000	02/20/2023
182813	02/20/2023	Weideman, Julie	0 REIMBURSE	MASH BOOKS/TECH LIBRARY SUPPLIES	38.44	10 E 400 432 222200 000	02/20/2023
182813	02/20/2023	Weideman, Julie	0 REIMBURSE	MASH BOOKS/TECH LIBRARY SUPPLIES	89.99	10 E 400 481 222200 000	02/20/2023
182813	02/20/2023	Weideman, Julie	0 REIMBURSE	MASH BOOKS/TECH LIBRARY SUPPLIES	36.40	10 E 400 411 222200 000	02/20/2023
182813	02/20/2023	Weideman, Julie	0 REIMBURSE	MASH BOOKS/TECH LIBRARY SUPPLIES	120.34	10 E 400 432 222200 000	02/20/2023
182813	02/20/2023	Weideman, Julie	0 REIMBURSE	MASH BOOKS/TECH LIBRARY SUPPLIES	196.94	10 E 400 481 222200 000	02/20/2023
182813	02/20/2023	Weideman, Julie	0 REIMBURSE	MASH RAIDER CAFE CARTS	216.84	21 E 400 411 240000 411	02/20/2023
Totals for Weideman, Julie					742.87		
182814	02/20/2023	Wiese, Jacob	0 REIMBURSE	MASH YA PANTS/JUMP STARTER	204.98	21 E 400 411 120000 613	02/20/2023
Totals for Wiese, Jacob					204.98		
182815	02/20/2023	Wilson, Ted	0 1/2-2/9/23	MILEAGE	83.14	10 E 800 342 295000 000	02/20/2023
Totals for Wilson, Ted					83.14		
182816	02/20/2023	Schaaf, Brian	0 REFUND FS ACCOU	FOOD SERVICE REFUND	2.75	50 R 800 251 257000 000	02/20/2023
Totals for Schaaf, Brian					2.75		
182817	02/20/2023	Brooks Positioning Systems	4002200270 C99094	HS FAST FOWARD GRANT DATA COLLECTOR	14,890.00	10 E 400 553 136000 697	02/20/2023
Totals for Brooks Positioning Systems					14,890.00		
182818	02/20/2023	Eckert, Madison	0 2022 SCHOLARSHI	BRIAN KULAS MEMORIAL \$500	500.00	21 E 400 370 450000 477	02/20/2023
Totals for Eckert, Madison					500.00		
182820	02/20/2023	Medford Utilities	0 100-0961-10	MAMS STORAGE SHED: 12/31-1/31/23	6.64	10 E 800 336 253000 000	02/20/2023
182820	02/20/2023	Medford Utilities	0 300-0192-04	1055 W BROADWAY:12/31/22-1/31/23	153.72	10 E 800 336 253000 000	02/20/2023
182820	02/20/2023	Medford Utilities	0 300-0192-04	1055 W BROADWAY:12/31/22-1/31/23	29.42	10 E 800 337 253000 000	02/20/2023
182820	02/20/2023	Medford Utilities	0 300-0192-04	1055 W BROADWAY:12/31/22-1/31/23	26.40	10 E 800 338 253000 000	02/20/2023
182820	02/20/2023	Medford Utilities	0 700-1350-00	MASH ELECTRICITY:12/31/22-1/31/23	6,629.11	10 E 800 336 253000 000	02/20/2023
182820	02/20/2023	Medford Utilities	0 700-1351-00	MASH SEWER/WATER:12/31/22-1/31/23	458.64	10 E 800 337 253000 000	02/20/2023
182820	02/20/2023	Medford Utilities	0 700-1351-00	MASH SEWER/WATER:12/31/22-1/31/23	210.70	10 E 800 338 253000 000	02/20/2023
182820	02/20/2023	Medford Utilities	0 700-1352-00	FOOTBALL FIELD:12/31/22-1/31/23	126.32	10 E 800 336 253000 000	02/20/2023
182820	02/20/2023	Medford Utilities	0 700-1353-00	TECH ED BUILDING:12/31/22-1/31/23	48.91	10 E 800 337 253000 000	02/20/2023
182820	02/20/2023	Medford Utilities	0 700-1353-00	TECH ED BUILDING:12/31/22-1/31/23	27.20	10 E 800 338 253000 000	02/20/2023

CHECK #	CHECK DATE	VENDOR	PO NUMBER	INVOICE #	DESCRIPTION	CHECK AMOUNT	ACCOUNT NUMBER	POST DATE
182820	02/20/2023	Medford Utilities	0	700-1354-00	STORAGE BUILDING:12/31/22-1/31/23	108.68	10 E 800 336 253000 000	02/20/2023
182820	02/20/2023	Medford Utilities	0	700-1354-00	STORAGE BUILDING:12/31/22-1/31/23	20.46	10 E 800 337 253000 000	02/20/2023
182820	02/20/2023	Medford Utilities	0	700-1354-00	STORAGE BUILDING:12/31/22-1/31/23	11.25	10 E 800 338 253000 000	02/20/2023
182820	02/20/2023	Medford Utilities	0	700-1360-00	MAES:12/31/22-1/31/23	3,092.76	10 E 800 336 253000 000	02/20/2023
182820	02/20/2023	Medford Utilities	0	700-1360-00	MAES:12/31/22-1/31/23	605.34	10 E 800 337 253000 000	02/20/2023
182820	02/20/2023	Medford Utilities	0	700-1360-00	MAES:12/31/22-1/31/23	568.35	10 E 800 338 253000 000	02/20/2023
182820	02/20/2023	Medford Utilities	0	700-1740-00	MAMS ELECTRICITY: 12/31/22-1/31/23	4,430.62	10 E 800 336 253000 000	02/20/2023
182820	02/20/2023	Medford Utilities	0	700-1750-00	MAMS SEWER/WATER:12/31/22-1/31/23	366.35	10 E 800 337 253000 000	02/20/2023
182820	02/20/2023	Medford Utilities	0	700-1750-00	MAMS SEWER/WATER:12/31/22-1/31/23	485.41	10 E 800 338 253000 000	02/20/2023
182820	02/20/2023	Medford Utilities	0	700-3000-00	DISTRICT OFFICE:12/31/22-1/31/23	271.97	10 E 800 336 253000 000	02/20/2023
182820	02/20/2023	Medford Utilities	0	700-3000-00	DISTRICT OFFICE:12/31/22-1/31/23	21.84	10 E 800 337 253000 000	02/20/2023
182820	02/20/2023	Medford Utilities	0	700-3000-00	DISTRICT OFFICE:12/31/22-1/31/23	29.09	10 E 800 338 253000 000	02/20/2023
Totals for Medford Utilities						17,729.18		
182821	02/20/2023	WE Energies	0	0711951130-0000	MAMS:1/1-1/31/23	1,313.19	10 E 800 331 253000 000	02/20/2023
182821	02/20/2023	WE Energies	0	0711951130-0000	MASH POOL/THEATER:1/19-2/15/23	1,954.17	10 E 800 331 253000 000	02/20/2023
182821	02/20/2023	WE Energies	0	0711951130-0000	DISTRICT OFFICE:1/19-2/15/23	304.01	10 E 800 331 253000 000	02/20/2023
182821	02/20/2023	WE Energies	0	0711951130-0000	MASH STORAGE/VEHICLE/OFFICE:1/19-2/15/23	445.40	10 E 800 331 253000 000	02/20/2023
182821	02/20/2023	WE Energies	0	0711951130-0000	MASH BOILERS & MAES: 1/1-1/31/23	2,475.72	10 E 800 331 253000 000	02/20/2023
182821	02/20/2023	WE Energies	0	0711951130-0000	1055 W BROADWAY:1/19-2/15/23	470.15	10 E 800 331 253000 000	02/20/2023
182821	02/20/2023	WE Energies	0	0711951130-0000	STETSONVILLE SCHOOL: 1/19-2/15/23	2,075.92	10 E 800 331 253000 000	02/20/2023
Totals for WE Energies						9,038.56		
Totals for checks						885,174.08		

FUND SUMMARY

<u>FUND</u>	<u>DESCRIPTION</u>	<u>BALANCE SHEET</u>	<u>REVENUE</u>	<u>EXPENSE</u>	<u>TOTAL</u>
10	GENERAL FUND	652,922.58	0.00	94,035.68	746,958.26
21	GIFT FUND	0.00	752.43	16,653.01	17,405.44
27	SPECIAL EDUCATION FUND	0.00	0.00	2,359.28	2,359.28
50	FOOD SERVICE FUND	107,209.70	64.20	0.00	107,273.90
80	COMMUNITY SERVICE FUND	0.00	0.00	4,372.50	4,372.50
99	OTHER PKG/COOP PROGRAM FUNDS	605.00	0.00	6,199.70	6,804.70
***	Fund Summary Totals ***	760,737.28	816.63	123,620.17	885,174.08

***** End of report *****