

**Medford Area Public School District
Regular Board of Education Meeting
June 26, 2023
6:00 p.m.**

This meeting will be available via livestream at <https://www.medford.k12.wi.us/tv/>

Agenda

Updated 6/23/2023

**Roll Call
Pledge of Allegiance
Open Meeting Law Compliance
Period of Public Comment
Correspondence**

1. Legislative Update
2. Recognitions/Good News/Other

Consent Agenda

Consideration of:

1. Approval of Agenda
2. Approval of Meeting Minutes - Regular Board of Education Meeting Minutes on Monday, May 22, 2023
3. Approval of Treasurer's Report
4. Approval of Personnel Report
5. Approval of Foreign Exchange Student for 23-24

Regular Business

1. Self-Funding Health Insurance Update
2. Employee Physicals
3. MASH Front Entrance Project Update
4. Staffing and Enrollment Update
5. Bullying Policies & Procedures Review and 2023 Data
6. OPEB Discussion
7. Finance Meeting Update

Adjourn

Copies of this agenda were sent to the Star News, WKEB/WIGM Radio, Medford Area Public Schools and posted at the District Office on Thursday, June 15, 2023.

Mission: *To ensure that all students learn.*
Vision: *We expect all students to learn at high levels. We will work collaboratively with colleagues, students and parents to challenge and support all individuals to achieve success.*

Please Note:
The order of the agenda may change at the meeting.

**Medford Area Public School District
Regular Board of Education Meeting
Medford Area Middle School
May 22, 2023**

The regular meeting of the Medford Area Public School District Board of Education was called to order by President Dave Fleegel, on Monday, May 22, 2023 at 6:00 p.m. in the District Office Board Room.

Roll Call

Roll call indicated that Board Members Dave Fleegel, Kurt Werner, Brian Hallgren, Steve Deml, Corey Dassow, Aemus Balsis, Don Everhard, Jodi Nuernberger, and John Zuleger were present. District Administrator Pat Sullivan was present.

Pledge of Allegiance

Open Meeting Compliance

Dave Fleegel stated, "This meeting has been posted in accordance with the state open meeting law."

Period of Public Comment: Dwayne Parkinson, Medford, presented his concerns about bullying in the district and communication within the district

Jason Lynch, Medford, presented concerns about bullying in school

Correspondence

1. Recognitions/Good News: Dave Fleegel presented Deanna Murphy an award for her quick action that saved the life of a choking student.
2. Student Council Update: None
3. Legislative Update: None

Consent Agenda

Motion (Dassow/Deml) to approve the consent agenda: Approval of Agenda; Secretary's Report; Approval of Regular Board of Education Meeting Minutes of April 24, 2023; Approval of Treasurer's Report; and Personnel Reports, and approval of SOAR 66.0301 Contract, Motion Carried.

Regular Business

1. **Recognition of Taylor County Educator of the Month:** Scott Woller was recognized as the Taylor County Educator of the Month
2. **Report on CARES Model:** Joseph Gregot presented on the CARES Model. The CARES video was shared and information on upcoming events in the district. The Cares Conference will be June 22, 2023 from 2-8pm.
3. **Five Day A Week PreK:** Dan Miller presented the five day a week PreK program. His recommendation to the board is to eliminate the two day option and have seven sections of five days a week PreK. Motion (Fleegel/Zuleger) discontinue two day option for PreK and to have seven sections of the five day program unless deemed unnecessary due to enrollment numbers. Motion passes
4. **Operations/Technology Update (Strategic Plan #5):** Dennis Hinderliter presented our technology update. ADA compliance, web page structure, tech support, are some of the items he presented on.
5. **Finance Meeting Update:** Brian Hallgren and Audra Brooks presented on the finance meeting update. We had a positive audit with DPI on our food service program.
6. **10 Year Facility Plan :** Adam Schwarz presented the 10 year facility plan. These are upcoming projects in the district.
7. **Summer School Update:** Laura Lundy presented on summer school. We received

a summer school grant and will be offering more classes to the students. Camp Invention will be offered this year to our students in July. This is usually a camp that is over \$200 and we are able to offer it to our students for free. Summer school will start June 5th.

8. **2023-2024 Budget Study:** Audra presented on the budget study
 - a. **Setting the date for the 2023 annual meeting:** Motion(Fleegel/Deml) to set the annual meeting on August 28, 2023 at 6:00 p.m.
 - b. **Other funds budget for 2023-2024:** Audra Brooks presented and board approved.
 - c. **Staffing:** updates presented
 - d. **Class sizes / section numbers:** We will be adding seven sections for five day a week PreK
9. **Open enrollment report:** The open enrollment report was reviewed. Motion (Zuleger/Hallgren) to approve 281 applications to attend MAPSD schools (including MASH, MAMS, MAES, SES, & RVA) motion carried. Motion (Everhard/Deml) Deny 28 applications to attend MAPSD schools (including MASH, MAMS, MAES, SES & RVA). If IEP's are updated and the district/school is able to provide services, the district has the ability to reverse the denial and approve application(s). Motion carried. Motion (Hallgren/Balsis) approve (16) applications for students to attend school in another district. Motion carried. Motion (Balsis/Deml) Allow the Open Enrollment Coordinator and Administrator(s) to determine the approval or denial of any alternate open enrollment applications, part time open enrollment applications, and any Start College Now or Early College Credit Program applications received during the 2023-24 school year. Motion carried.
10. **Consideration of Board Policy Adoption and Deletion:**
 - a. **For Second Reading:** DJC Bidding Requirements, DJD Performance Bond and Assurance Requirements, DK Payment Procedures, DLBA Deferred Compensation Vendors – 403(b) & 457(b), DLC Expense Reimbursement, DLCA Mileage Reimbursement, DM Cash in School Buildings, DN School Properties Disposal
 - b. **For First Reading:** N/A
 - c. **Review Consideration:** CI Temporary Administrative Arrangements, EFA School Wellness, IL Testing Program

Motion (from Policy) to approve second reading as presented. Motion carried.
Motion (Fleegel/Zuleger) to approve review/considerations as presented. Motion carried

Adjourn

Motion to adjourn (Dassow/Deml) Motion carried
The meeting adjourned at 7:31 p.m.

Nicole Gebert
Recording secretary _____

Jodi Nuernberger
Clerk _____

MEDFORD AREA PUBLIC SCHOOL DISTRICT
Regular Board of Education Meeting
June 26, 2023

PERSONNEL REPORT

Resignations/Retirement/Termination:

Tana Thomas/ MASH Student Council Co-Advisor*
Zachary Person/ MAES Physical Education Teacher/ end of school year
Zachary Person/ MASH JV2 Assistant Football Coach & MAMS Head Wrestling Coach*
Joey Leonard/ MASH JV2 Football Coach & MAMS Grade 8 Boys Basketball Coach*
Kristine Gingras/ MASH Assistant Science Olympiad Advisor*
Brian Abel/ MASH Girls JV Basketball Coach*
Mandi Baker/ MASH Girls Assistant Tennis Coach*
Bethany Betro/ SES Grade 2 Teacher/ end of school year
Tyler Kadlecek/ MASH Tech Ed Teacher/ end of school year
Tyler Kadlecek/ MASH Boys JV Hockey Coach*
Casie McAllister/ SES Grade 1 Teacher/ end of school year

Recommendations:

MaKayla Hartl/ MASH Student Council Co-Advisor
Salary: \$1,080.

Jamie Beilke/ MASH Special Education Teacher
Salary: \$50,000 + Benefits, 181 contract days effective 8/23/23

Delaney Skelding/ MASH School Social Worker
Salary: \$50,000 + Benefits, 184 contract days, effective 8/23/23

Kaitlyn Brooks/ MASH JV2 Volleyball Coach
Salary: \$1,700.

Danielle Diedrich/ MASH Math Teacher
Salary: \$59,700 + Benefits, 181 contract days effective 8/23/23

Kristianna Fogo/ MAES PreK Assistant
Wage: \$14.85/hour + Benefits, school days only effective 9/1/23

John Keefe/ MAES Physical Education Teacher
Salary: \$47,500 + Benefits, 181 contract days effective 8/23/23, contingent on license

Kara Diers/ MAES/SES CLC Supervisor/ 5 year grant funded
Wage: \$20.04 + Benefits, 11 month employee, 1,846 annual hours effective 7/10/23


Transfer for 2023-24 school year

Heidi Flihs/ MAES Grade 1 Teacher to MAES PreK Teacher

Kara Hudak/ SES Special Education Assistant to MAES Special Education Assistant

* This release is contingent upon a suitable replacement being found, and/or upon acceptance of another coaching position.

All recommendations for new hires are contingent upon receipt of satisfactory results of criminal background check, pre-employment drug test, TB tests questionnaire and pre-employment physical.



Becky Goodrich <goodrbe@medford.k12.wi.us>

Re: STUCO Advisor Contract 23-24

1 message

Tana Thomas <thomata@medford.k12.wi.us>
To: Becky Goodrich <goodrbe@medford.k12.wi.us>

Tue, May 23, 2023 at 4:00 PM

Hi Becky,

Please consider this my official resignation from Student Council co-advisor for the 2023-2024 school year so that Makayla Hartl can learn the ropes.

Let me know if you need anything more from me.

Thanks,
Tana

On Tue, May 23, 2023 at 7:39 AM Becky Goodrich <goodrbe@medford.k12.wi.us> wrote:
Thank you Lynn.

Tana-can you email me your resignation from co-advisor for the board personnel report.

Thank you! Have a great day!
Becky

Becky Goodrich
Human Resources
Medford Area Public School District
124 W. State Street
Medford, WI 54451
715-748-4620 Ext. 5528
goodrbe@medford.k12.wi.us

NOTICE: This email and any attachments may contain confidential information. Use and further disclosure of the information by the recipient must be consistent with applicable laws, regulations and agreements. If you received this email in error, please notify the sender; delete the email and do not use, disclose or store the information it contains.

On Tue, May 23, 2023 at 7:37 AM Lynn Lindau <lindaly@medford.k12.wi.us> wrote:
For the 2023-2024 school year, Lynn Lindau will be acting as lead student council advisor and *NEW* Makayla Hartl will co-advise.


Tana Thomas will not advise student council for the 2023-2024 year.

Please let me know if there is any further information you need!

Thanks,
Lynn

--
Lynn M. Lindau
English Teacher &
Student Council Advisor
Medford Area Senior High

"We make a living by what we get; we make a life by what we give."
-Sir Winston Churchill



Becky Goodrich <goodrbe@medford.k12.wi.us>

Fwd: Letter of resignation

1 message

Dan Miller <milleda@medford.k12.wi.us>

Tue, May 23, 2023 at 8:36 AM

To: Becky Goodrich <GOODRBE@medford.k12.wi.us>, Shelly Crank-Woller <crankri@medford.k12.wi.us>, Patrick Sullivan <sullipa@medford.k12.wi.us>, Audra Brooks <brookau@medford.k12.wi.us>, Laura Lundy <LUNDYLA@medford.k12.wi.us>, Joseph Greget <gregejo@medford.k12.wi.us>

Becky,

Please post this elementary phy ed position.

Dan

----- Forwarded message -----

From: **Zachary Person** <persoza@medford.k12.wi.us>

Date: Tue, May 23, 2023 at 7:51 AM

Subject: Letter of resignation


To: Dan Miller <milleda@medford.k12.wi.us>

Good Morning Mr. Miller,

This is my letter of resignation from the Phy Ed position at Medford Elementary School as of May 26th 2023. I will however still be teaching Camp Wonder Sports this summer. I just want to thank you for the opportunity to work here. I really enjoyed my time working with the students and the staff.

Sincerely,

Zach Person



Becky Goodrich <goodrbe@medford.k12.wi.us>

Fwd: Coaching

1 message

Ryan Pilgrim <pilgrry@medford.k12.wi.us>
To: "GOODRICH, BECKY" <GOODRBE@medford.k12.wi.us>

Fri, May 26, 2023 at 12:16 PM

The MS Wrestling position can be posted. Please hold off posting the football position.

Thanks

----- Forwarded message -----

From: **Zachary Person** <persoza@medford.k12.wi.us>
Date: Fri, May 26, 2023 at 11:34 AM
Subject: Re: Coaching
To: Ryan Pilgrim <pilgrry@medford.k12.wi.us>

Hey Ryan,

I will be resigning from coaching JV2 football and middle school wrestling effective as of today! Thank you for all the help this year!

Thank you,

Zach Person

On Fri, May 26, 2023 at 10:37 AM Ryan Pilgrim <pilgrry@medford.k12.wi.us> wrote:

I just found out that neither of you will be with us next year. We are sad to see you go, but wish you all the best.

Can you please send me a quick reply to this email stating that you are resigning from your coaching positions?

Thank you for the time and effort you have given to our students.

--



Ryan Pilgrim
Activities Director, Medford Area School District

715-748-5951 | pilgrry@medford.k12.wi.us
1015 W Broadway Medford, WI 54451

I lead to foster a growth mindset with resiliency, empathy, and discipline

Create your own email signature



Becky Goodrich <goodrbe@medford.k12.wi.us>

Fwd: Coaching

1 message

Ryan Pilgrim <pilgrry@medford.k12.wi.us>
To: "GOODRICH, BECKY" <GOODRBE@medford.k12.wi.us>

Mon, Jun 5, 2023 at 1:49 PM

This is for JV2 Football and 8th grade boys basketball.

Thanks

----- Forwarded message -----

From: **Joel Leonard** <leonajo@medford.k12.wi.us>
Date: Mon, Jun 5, 2023 at 1:44 PM
Subject: Re: Coaching
To: Ryan Pilgrim <pilgrry@medford.k12.wi.us>

Hi Ryan,

I will be resigning from both of my coaching positions at the end of the 2022-23 school year.

Thanks,
Joey

On Fri, May 26, 2023 at 10:37 AM Ryan Pilgrim <pilgrry@medford.k12.wi.us> wrote:

I just found out that neither of you will be with us next year. We are sad to see you go, but wish you all the best.

Can you please send me a quick reply to this email stating that you are resigning from your coaching positions?

Thank you for the time and effort you have given to our students.

--



Ryan Pilgrim
Activities Director, Medford Area School District

715-748-5951 | pilgrry@medford.k12.wi.us

1015 W Broadway Medford, WI 54451

I lead to foster a growth mindset with resiliency, empathy, and discipline

Create your own email signature



Becky Goodrich <goodrbe@medford.k12.wi.us>

Fwd: Science Olympiad Coaching Letter

1 message

Becky Goodrich <goodrbe@medford.k12.wi.us>
To: Becky Goodrich <GOODRBE@medford.k12.wi.us>

Tue, Jun 6, 2023 at 11:46 AM

----- Forwarded message -----

From: **Jill Lybert** <lyberji@medford.k12.wi.us>
Date: Wed, May 31, 2023 at 9:23 AM
Subject: Fwd: Science Olympiad Coaching Letter
To: GOODRICH, BECKY <GOODRBE@medford.k12.wi.us>

----- Forwarded message -----

From: **Kris Gingras** <gingrkr@medford.k12.wi.us>
Date: Fri, May 26, 2023 at 2:03 PM
Subject: Science Olympiad Coaching Letter
To: Jill Lybert <lyberji@medford.k12.wi.us>, Patrick Sullivan <sullipa@medford.k12.wi.us>

Good afternoon,

This is my official resignation as the Medford High School Assistant Science Olympiad Coach. I have held this position for the last 15 years but now it is time to move on to other adventures here at MASH.

Thank you,

--

Kristine Gingras
Biology Teacher / NTC Dual Credit Instructor
NHS Advisor
Medford Area Senior High
(715) 748-5951

--

Jill Lybert
Principal
Medford Area Senior High

"Raider Pride"



Becky Goodrich <goodrbe@medford.k12.wi.us>

Fwd: JV Resignation

1 message

Ryan Pilgrim <pilgrry@medford.k12.wi.us>
To: "GOODRICH, BECKY" <GOODRBE@medford.k12.wi.us>

Tue, Jun 6, 2023 at 9:35 AM

Please add JV Girls Basketball to the list of coaches needed.

Thanks

----- Forwarded message -----

From: **Brian Abel** <abelbr@medford.k12.wi.us>

Date: Tue, Jun 6, 2023 at 9:17 AM

Subject: JV Resignation

To: Ryan Pilgrim <pilgrry@medford.k12.wi.us>, Chad Fronk <fronkch@medford.k12.wi.us>

Dear Mr. Pilgrim,

I am writing to inform you of my decision to resign as the JV Girls Basketball coach effective immediately.

Thank you for the opportunity to work with some great student-athletes. I have enjoyed my time with the girl's basketball program and wish them nothing but the best in their future. At this point in my life, with different family obligations, it is important that I step aside and spend more time with my young family.

Once our boys grow older, I hope to be able to coach in the Medford school district once again. Thank you,

Brian Abel

--

Brian Abel

Medford Area Public Schools

Technology Support



Becky Goodrich <goodrbe@medford.k12.wi.us>

One More

1 message

Ryan Pilgrim <pilgrry@medford.k12.wi.us>

Tue, Jun 6, 2023 at 11:33 AM

To: "GOODRICH, BECKY" <GOODRBE@medford.k12.wi.us>

This is a text message I received from Mandi Baker for JV Girls Tennis.

Hey this is mandi, I am not living in Medford anymore due to schooling, and won't be able to coach next year for tennis.

Thanks

--



Ryan Pilgrim
Activities Director, Medford Area School District

715-748-5951 | pilgrry@medford.k12.wi.us

1015 W Broadway Medford, WI 54451

I lead to foster a growth mindset with resiliency, empathy, and discipline

Create your own email signature

--



Ryan Pilgrim
Activities Director, Medford Area School District

715-748-5951 | pilgrry@medford.k12.wi.us

1015 W Broadway Medford, WI 54451

I lead to foster a growth mindset with resiliency, empathy, and discipline

Create your own email signature

May 15, 2023

Re: Notice of Teacher Contract Renewal for the 2023-2024 School Year

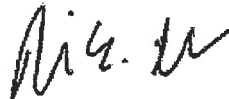
Dear Bethany Lee Betro:

On behalf of the Board of Education of the Medford Area Public School District (District), you are hereby informed that your teacher contract will be renewed for the 2023-2024 school year.

As in the past, the District will issue contracts to teachers at the beginning of the 2023-2024 school year. Your total annual base salary for the 2023-2024 school year will be no less than your total annual base salary for the 2022-2023 school year, which is \$ \$40,700.00. However, you may be eligible for additional compensation for 2023-2024, in accordance with Board policies, including, but not limited to, the provisions of an employee handbook.

In accordance with the requirements in Wis. Stat. § 118.22(2), you must accept or reject, electronically, this renewed contract no later than June 15, 2023. Please note that if you do not electronically complete this notice by June 15, 2023, your actions will be construed as rejecting renewal of your contract and your employment with the District shall end on June 30, 2023.

Sincerely,



President, David Fleegel

Clerk, Jodi Nuernberger

Board of Education for the Medford Area Public School District

To be completed electronically:

I hereby **accept** the renewal of my contract for the 2023-2024 school year.

I hereby **reject** the renewal of my contract for the 2023-2024 school year.



5/28/2023

May 15, 2023

Re: Notice of Teacher Contract Renewal for the 2023-2024 School Year


Dear Tyler John Kadlecek:

On behalf of the Board of Education of the Medford Area Public School District (District), you are hereby informed that your teacher contract will be renewed for the 2023-2024 school year.

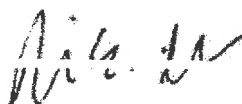
As in the past, the District will issue contracts to teachers at the beginning of the 2023-2024 school year. Your total annual base salary for the 2023-2024 school year will be no less than your total annual base salary for the 2022-2023 school year, which is \$ \$40,700.00. However, you may be eligible for additional compensation for 2023-2024, in accordance with Board policies, including, but not limited to, the provisions of an employee handbook.

In accordance with the requirements in Wis. Stat. § 118.22(2), you must accept or reject, electronically, this renewed contract no later than June 15, 2023. Please note that if you do not electronically complete this notice by June 15, 2023, your actions will be construed as rejecting renewal of your contract and your employment with the District shall end on June 30, 2023.

Sincerely,




President, David Fleegel
Board of Education for the Medford Area Public School District




Clerk, Jodi Nuernberger

To be completed electronically:

- I hereby **accept** the renewal of my contract for the 2023-2024 school year.
- I hereby **reject** the renewal of my contract for the 2023-2024 school year.



6-12-23



Becky Goodrich <goodrbe@medford.k12.wi.us>

Fwd: Resignation

1 message

Ryan Pilgrim <pilgrry@medford.k12.wi.us>
To: "GOODRICH, BECKY" <GOODRBE@medford.k12.wi.us>

Tue, Jun 13, 2023 at 8:27 AM

This is Tyler Kadlecek's response to the MASH Boys JV Hockey coach position. This can be posted as soon as it can.

Thanks

----- Forwarded message -----
From: **Tyler Kadlecek** <kadlety01@gmail.com>
Date: Mon, Jun 12, 2023 at 4:08 PM
Subject: Re: Resignation
To: Ryan Pilgrim <pilgrry@medford.k12.wi.us>

Yes, that is correct.

Thank you,
Tyler

On Mon, Jun 12, 2023 at 3:56 PM Ryan Pilgrim <pilgrry@medford.k12.wi.us> wrote:
I have heard that you have submitted you resignation. I am sorry to see you you.

Does your resignation include coaching boys hockey?

Best of luck.




Ryan Pilgrim
Activities Director, Medford Area School District

715-748-5951 | pilgrry@medford.k12.wi.us
1015 W Broadway Medford, WI 54451

I lead to foster a growth mindset with resiliency, empathy, and discipline

Create your own email signature



Becky Goodrich <goodrbe@medford.k12.wi.us>

Resignation

1 message

Casie McAllister <mcallca@medford.k12.wi.us>
To: Becky Goodrich <goodrbe@medford.k12.wi.us>

Tue, Jun 13, 2023 at 5:18 PM

Hello,

I will be resigning from my teaching position with the Medford Area School District after the conclusion of summer school in August. I absolutely loved working for the district and am forever grateful for all the support I received and wonderful people I have met. I accepted a position with a different school district because I am just looking for a bigger area with more social opportunities.

Have a great night!

--

Casie McAllister
1st Grade Teacher
Stetsonville Elementary



April 28, 2023

Pat Sullivan, District Administrator
Medford Area Public School District
124 West State Street
Medford, WI 54451

Dear Pat Sullivan:

The Department of Public Instruction (DPI) recently completed the review of the Nita M. Lowey 21st Century Community Learning Center (21st CCLC) grant applications. I am pleased to share that we intend to award funds for Medford Area Public School District to support 21st CCLC programming in at least one out-of-school time program for which a proposal was received. This grant will assist you in providing programs and services that can lead to improved academic student achievement, youth development, and family engagement. If you submitted a proposal for multiple centers, note that funding may not have been awarded for all the proposals received. The following information indicates the status of your submitted proposals.

School Site	Funded Amount
Medford Elementary School	\$145,000.00
Stetsonville Elementary School	\$100,000.00

The total amount of grant funds reflected above represents your projected 2023-24 school year award and reflects the status of proposals submitted in the most recent competition. Any grants awarded to your agency that support centers funded under a different award cycle are renewed through a separate process and, therefore, are not reflected above.

We intend to issue annual awards to programs that remain in compliance with conditions associated with the award and demonstrate satisfactory implementation of the project for five years per center. A grant award for the 21st CCLC project will be issued on or soon after July 1, 2023. Note that July 1, 2023, marks the fiscal program's start date, and all fiscal year funds must be encumbered by June 30, 2024. Once the award has been formally issued in the DPI WISEgrants portal, you will be required to submit a budget that aligns with your approved application proposal and the awarded amount. For information about the allowable use of 21st CCLC grant funds, please review the [Allowable Costs Associated with the 21st CCLC document found at Allowable Costs for CCLC 2021.pdf](#).

Pat Sullivan
Page 2
April 28, 2023


Awarded grantees that intend to charge a program fee for participation or generate any program income must have prior approval to do so. Applications to generate income or charge a participant fee are accepted on an annual basis during a limited window of time. You must submit the application to generate income or charge a fee for the 2023-24 grant period no later than July 1, 2023, via https://webportalapp.com/webform/wdpi_program_income_application. Late submissions will not be considered. Additional information about program income and generating fees can be found in [21st CCLC Program Income Fees Guidelines](#).

Please note that all grant recipients are required to send representation to the 2023 Statewide Out-of-School Time Conference to be held on November 9-10, 2023. Online registration and more details will be announced at a later date.

Until final notification and verification of our projected state award is received from the United States Department of Education (USED), this intent-to-fund letter should be considered nonbinding. Information regarding DPI's appeals process can be found on our website at <https://dpi.wi.gov/sspw/clc/grant-competition>.

Additional resources and information for 21st CCLC grantees can be found on our website at <https://dpi.wi.gov/sspw/clc/current-grantees>. If you have questions about your grant application(s), please contact Mary Croy, Student Services/Prevention and Wellness Office Operations Associate, at (608) 267-9239 or mary.croy@dpi.wi.gov.

Sincerely,



Jill K. Underly, PhD
State Superintendent

MEDFORD AREA PUBLIC SCHOOL DISTRICT
124 West State Street
Medford, WI 54451

Public Meeting Notice
Board of Education Finance Committee Meeting

Meeting Date: Monday, June 22, 2023

Time: 4:30 p.m.

Location: Medford Area Public School District Office
124 W State Street
Medford, WI 54451

Purpose of Meeting:

1. Food Service Update
2. Review of the 2023-24 Budget Booklet & Guidelines
3. OPEB
4. Consideration of Monthly Expenditures
5. Meeting Dates

Open Meeting Law Compliance: This notice was sent for posting to the Star News, WKEB/WIGM Radio, Medford Area Public Schools and the District Office on June 12, 2023. NOTE: This meeting is open to the public.

B. Budget Development Calendar

1. Tentative Board Calendar

Monday, February 20	Proposed Budget Process to Board
Tuesday, February 21	Budget Materials to identified staff
Thursday, March 09	Non-instructional budgets submitted to district office
Thursday, March 09– Friday, March 17	District Office review of non-instructional budgets
Monday, March 27	Board review of non-instructional budgets
Thursday, April 06	Instructional budgets submitted to district office
Thursday, April 07 – Friday, April 21	District office review of instructional budgets
Monday, April 24	Board review of instructional budgets
May Board Meeting	Board review of revenue and other funds budgets Revenues and expenditures summarized, tax levy estimated Date of annual meeting set
Monday, June 26	Budget modifications considered and budget adopted by Board
TBD	Annual Meeting



10		Historical Data		Current Year		Budget Year	
3409 - Medford Area		Actual		Budget		Budget	
Sce/Obj	Description	2022	% Δ	2023	% Δ	2024	% Δ
Enter Fund 10 Adjustments							
R	Revenues						
127	Transfer from F27	\$0		\$0		\$0	0.00%
100	100 Source adjustments					\$0	
1--	Total Transfers In	\$0		\$0		\$0	
211	Property Tax	\$4,881,092	-22.45%	\$5,462,350	11.91%	\$5,651,357	3.46%
212	Levy for Personal Property Tax Chargebacks	\$0		\$0		\$0	
213	Mobile Home Tax/Fees	\$23,415	3.24%	\$17,030	-27.27%	\$15,000	0.00%
240	Payments for Services	\$0		\$0		\$0	0.00%
244	Payments for Services Provided Local Governments	\$1,543	-63.00%	\$1,000	-35.19%	\$0	0.00%
262	Supply Resales	\$1,201	2525.14%	\$0	-100.00%	\$0	0.00%
264	Non-Capital Surplus Property Sale	\$29,694	-38.85%	\$18,000	-39.38%	\$10,000	0.00%
271	School Co-Curricular Admissions	\$27,381	-0.66%	\$25,000	-8.70%	\$30,000	0.00%
279	Other School Activity Income	\$9,607	5.83%	\$8,000	-16.73%	\$8,000	0.00%
280	Earnings on Investments	\$1,632	7.22%	\$2,000	22.56%	\$55,000	0.00%
291	Gifts, fundraising, contributions and development	\$1,984	-90.18%	\$5,000	151.96%	\$5,000	0.00%
292	Student Fees	\$34,983	65.17%	\$30,000	-14.24%	\$20,000	0.00%
293	Rentals	\$5,872	5238.18%	\$3,000	-48.91%	\$3,000	0.00%
295	Summer School Revenues	\$0	-100.00%	\$0		\$0	0.00%
297	Student Fines	\$1,145	-9.92%	\$500	-56.33%	\$500	0.00%
200	200 Source adjustments					\$0	
2--	Total Local	\$5,019,549	-22.18%	\$5,571,880	11.00%	\$5,797,857	4.06%
340	Payments for Services	\$0		\$0		\$0	0.00%
341	Contracted Instruction/Base Cost Tuition--Non-OE	\$2,000	-50.00%	\$0	-100.00%	\$0	0.00%
343	Charges for Co-curricular Activities to WI School District	\$4,139	37.97%	\$0	-100.00%	\$0	0.00%
345	General Base Cost Tuition--Open Enrollment	\$8,962,661	15.41%	\$9,501,009	6.01%	\$10,122,217	6.54%
300	300 Source adjustments					\$0	
3--	Total Interdistrict Payments in Wisconsin	\$8,968,800	15.38%	\$9,501,009	5.93%	\$10,122,217	6.54%
400	400 Source adjustments					\$0	
4--	Total Interdistrict Payments Outside WI	\$0		\$0		\$0	
515	Non-SPED State Aid Transited through CESAs/Int. sources	\$0	-100.00%	\$0		\$0	0.00%
517	Federal Aids Transited through CESAs/Int. sources	\$0	-100.00%	\$0		\$0	0.00%
581	Medicaid Transits from CESAs	\$0	-100.00%	\$0		\$0	0.00%
500	500 Source adjustments					\$0	
5--	Total Intermediate Sources	\$0	-100.00%	\$0		\$0	
612	Transportation State Aid	\$163,893	18.61%	\$132,000	-19.46%	\$132,000	0.00%
613	Library (Common School Fund) Aid	\$101,633	4.05%	\$95,000	-6.53%	\$95,000	0.00%
615	Integration Aid (Resident)	\$0		\$0		\$0	
616	Integration Aid (Non-Resident)	\$0		\$0		\$0	
619	Other State Categorical Aid	\$0	-100.00%	\$0		\$0	0.00%
621	Equalization Aid	\$16,159,298	8.28%	\$15,443,854	-4.43%	\$15,797,837	2.29%
623	Special Adjustment Aid	\$0		\$0		\$0	
628	High Poverty Aid	\$0		\$0		\$0	
630	State Special Project Grants	\$97,741	-27.71%	\$101,102	3.44%	\$25,000	0.00%
650	State "SAGE"/"AGR" Aid	\$0		\$0		\$0	
660	State Revenue Through Local Governments	\$0		\$0		\$0	0.00%
690	Other Revenue from State Sources	\$0		\$0		\$0	0.00%
691	State Tax Exempt Computer Aid and Personal Property	\$161,128	12.33%	\$198,313	23.08%	\$198,313	0.00%
695	Per Pupil Categorical Aid	\$1,538,908	-0.81%	\$1,536,435	\$742	\$1,552,759	\$742
699	Other State Revenue	\$68,062	65344.67%	\$75,000	10.19%	\$0	0.00%
600	600 Source adjustments					\$0	
6--	Total Revenue from State Sources	\$18,290,663	7.42%	\$17,581,704	-3.88%	\$17,800,909	1.25%
713	Federal Vocational Education Aid Through DPI	\$16,448	-3.91%	\$17,176	4.43%	\$21,204	0.00%

Enter Fund 10 Adjustments		Historical Data		Current Year		Budget Year	
10		Actual		Budget		Budget	
3409 - Medford Area		2021 - 2022		2022 - 2023		2023 - 2024	
Sce/Obj	Description	2022	% Δ	2023	% Δ	2024	% Δ
730	ESSER	\$1,218,721	171.52%	\$339,582	-72.14%	\$347,393	0.00%
730	TITLE II					\$60,000	
730	TITLE IV					\$22,000	
751	ESEA Title I	\$294,283	-6.85%	\$317,407	7.86%	\$317,407	0.00%
780	Federal Aid Received through State Agencies - not DPI	\$398,613	2442.20%	\$267,045	-33.01%	\$90,000	0.00%
790	Other Revenue from Federal Sources	\$0		\$0		\$0	0.00%
700	700 Source adjustments					\$0	
7--	Federal Sources	\$1,928,065	141.75%	\$941,210	-51.18%	\$858,004	-8.84%
850	Reorganization Settlement	\$0		\$0		\$0	0.00%
861	Equipment and Vehicle Sales	\$4,295	4.58%	\$3,000	-30.15%	\$3,000	0.00%
873	Long-Term Loans	\$0		\$0		\$0	0.00%
874	State Trust Fund Loans	\$0		\$0		\$0	0.00%
800	800 Source adjustments					\$0	
8--	Total Financing Sources	\$4,295	4.58%	\$3,000	-30.15%	\$3,000	0.00%
964	Insurance Claims and Reimbursements	\$761	-97.32%	\$0	-100.00%	\$0	0.00%
971	Refund of Prior Year Expense	\$96,327	-15.94%	\$120,000	24.58%	\$120,000	0.00%
972	Property Tax and Equalization Aid Refund	\$0	-100.00%	\$0		\$0	0.00%
990	Other Miscellaneous Revenues	\$1,245	-47.82%	\$1,000	-19.69%	\$2,000	0.00%
900	900 Source adjustments					\$0	
9--	Total Miscellaneous Revenues	\$98,333	-33.38%	\$121,000	23.05%	\$122,000	0.83%
Total Revenues		\$34,309,704	6.19%	\$33,719,803	-1.72%	\$34,703,987	2.92%

Enter Fund 10 Adjustments		Historical Data		Current Year		Budget Year	
10		2021 - 2022		2022 - 2023		2023 - 2024	
Sce/Obj	Description	2022	% Δ	2023	% Δ	2024	% Δ
E	Expenditures						
110	Certified	\$9,851,170	1.55%	\$10,150,182	3.04%	\$10,642,691	5.00%
120	Secretarial	\$542,660	5.10%	\$539,589	-0.57%	\$566,568	5.00%
130	Assistants	\$368,382	-5.91%	\$428,969	16.45%	\$450,417	5.00%
140	Students	\$97,907	78.36%	\$83,000	-15.23%	\$83,000	0.00%
150	Chaperones	\$14,423	93.41%	\$2,500	-82.67%	\$2,500	0.00%
160	Substitutes	\$207,691	19.37%	\$225,000	8.33%	\$225,000	0.00%
		\$0		\$0		\$0	0.00%
		\$0		\$0		\$0	0.00%
		\$0		\$0		\$0	0.00%
		\$0		\$0		\$0	0.00%
		\$0		\$0		\$0	0.00%
100	100 Object Adjustments					\$0	
1--	Total Salaries	\$11,082,234	2.18%	\$11,429,240	3.13%	\$11,970,177	4.73%
210	Retirement	\$0		\$0		\$0	0.00%
211	Employee's Share Paid by Employer	\$0		\$0		\$0	0.00%
212	Employer's Share	\$696,252	-1.01%	\$722,250	3.73%	\$756,433	4.73%
218	Contribution to Employee Benefit Trust	\$226,115	-8.81%	\$210,000	-7.13%	\$210,000	0.00%
219	Other Employee Benefits	\$22,313	170.45%	\$40,000	79.27%	\$40,000	0.00%
220	Social Security	\$650,350	2.88%	\$676,749	4.06%	\$708,779	4.73%
229	Other	\$152,098	2.51%	\$157,012	3.23%	\$157,012	0.00%
243	Dental	\$208,619	-3.75%	\$227,410	9.01%	\$231,958	2.00%
244	HMO	\$2,910,645	2.14%	\$3,315,929	13.92%	\$3,481,725	5.00%
249	Other Health Coverage	\$360,891	-3.42%	\$369,025	2.25%	\$369,025	0.00%
251	Income Protection	\$36,804	2.27%	\$37,501	1.89%	\$39,376	5.00%
291	College Credit Reimbursement	\$9,450	-25.05%	\$30,000	217.46%	\$30,000	0.00%
292	Annuity Payments by District	\$36,000	21.21%	\$36,000	0.00%	\$36,000	0.00%
200	200 Object Adjustments					\$0	
2--	Total Employee Benefits	\$5,309,538	0.97%	\$5,821,876	9.65%	\$6,060,309	4.10%
310	Personal Services	\$321,157	11.06%	\$283,376	-11.76%	\$283,376	0.00%

10		Historical Data		Current Year		Budget Year	
3409 - Medford Area		Actual		Budget		Budget	
Sce/Obj	Description	2021 - 2022	% Δ	2022 - 2023	% Δ	2023 - 2024	% Δ
		2022		2023		2024	
320		\$0		\$3,500		\$3,500	0.00%
321	Technology Related Repairs and Maintenance	\$7,616	87.91%	\$5,490	-27.92%	\$5,490	0.00%
322	Rentals of Computers and Related Equipment	\$65,169	13.26%	\$57,800	-11.31%	\$57,800	0.00%
324	Non-Technology Related Repairs and Maintenance	\$291,996	-45.49%	\$543,765	86.22%	\$543,765	0.00%
325	Vehicle and Equipment Rental	\$2,821	-36.27%	\$1,500	-46.82%	\$1,500	0.00%
326	Site Rental	\$0		\$0		\$0	0.00%
327	Construction Services	\$164,284	31.78%	\$141,300	-13.99%	\$141,300	0.00%
328	Building Rental	\$41,385	13.01%	\$51,900	25.41%	\$51,900	0.00%
329	Cleaning Services	\$20,529	26.15%	\$82,750	303.10%	\$82,750	0.00%
331	Gas for Heat	\$132,195	38.20%	\$140,000	5.90%	\$140,000	0.00%
336	Electricity for Other Than Heat	\$174,291	-7.14%	\$208,500	19.63%	\$208,500	0.00%
337	Water	\$21,860	5.15%	\$17,500	-19.94%	\$17,500	0.00%
338	Sewerage	\$24,458	-7.85%	\$27,500	12.44%	\$27,500	0.00%
341	Pupil Transportation	\$1,129,924	15.83%	\$1,357,110	20.11%	\$1,455,500	7.25%
342	Employee Travel	\$24,857	506.77%	\$46,265	86.13%	\$46,265	0.00%
343	Contracted Service Travel	\$0		\$0		\$0	0.00%
345	Pupil Lodging and Meals	\$2,682	139.36%	\$2,500	-6.78%	\$2,500	0.00%
348	Vehicle Fuel	\$16,611	220.98%	\$10,250	-38.29%	\$10,250	0.00%
351	Advertising	\$24,281	-15.24%	\$20,300	-16.39%	\$20,300	0.00%
353	Postage	\$20,883	-12.66%	\$25,600	22.59%	\$25,600	0.00%
355	Telephone	\$69,438	98.31%	\$63,110	-9.11%	\$63,110	0.00%
358	On-line communications	\$1,640	-13.62%	\$1,175	-28.35%	\$1,175	0.00%
360	Technology and Software Services	\$340,380	-3.64%	\$273,238	-19.73%	\$273,238	0.00%
362		\$29,401	3454.81%	\$0	-100.00%	\$0	0.00%
370	Payment to Non-Governmental Agencies and Individuals	\$0	-100.00%	\$0		\$0	0.00%
382	Payment to a WI School District - OE (Function 435000)	\$351,568	-10.69%	\$380,000	8.09%	\$378,304	-0.45%
382	Payment to a WI School District - NON OE	\$950		\$0	-100.00%	\$0	0.00%
386	Payment to CESA (Services only)	\$17,306	-12.52%	\$8,666	-49.92%	\$8,666	0.00%
387	Payment to State - NON VOUCHER	\$125	127.27%	\$0	-100.00%	\$0	0.00%
387	Payment to State - VOUCHER (Function 438000)	\$253,545	-5.15%	\$284,091	12.05%	\$284,091	0.00%
387	Payment to State - ICS (Function 439000)	\$0		\$9,264		\$0	\$9,264
389	Payment to WTCS District	\$5,525	-11.74%	\$5,000	-9.50%	\$5,000	0.00%
300	300 Object Adjustments					\$0	
3--	Total Purchased Services	\$3,556,876	0.67%	\$4,042,186	13.64%	\$4,138,880	2.39%
411	General Supplies	\$535,436	-2.18%	\$498,637	-6.87%	\$500,513	0.00%
415	Food	\$24,741	62.79%	\$16,600	-32.90%	\$16,600	0.00%
417	Paper	\$29,530	562.50%	\$25,000	-15.34%	\$25,000	0.00%
420	Apparel	\$26,121	-39.32%	\$28,700	9.87%	\$28,700	0.00%
431	Audiovisual	\$0		\$4,902		\$4,902	0.00%
432	Library Books	\$31,440	-35.12%	\$52,336	66.46%	\$52,336	0.00%
433	Newspapers	\$300	-58.16%	\$160	-46.67%	\$160	0.00%
434	Periodicals	\$1,382		\$3,000	117.12%	\$3,000	0.00%
435	Computer Software Programs	\$0		\$1,200		\$1,200	0.00%
439	Other Media	\$32,094	51.37%	\$16,999	-47.03%	\$16,999	0.00%
440	Non-Capital Equipment	\$194,478	58.91%	\$120,600	-37.99%	\$120,600	0.00%
460	Equipment Components	\$0	-100.00%	\$5,000		\$5,000	0.00%
470	Textbooks & Workbooks	\$153,700	561.12%	\$36,427	-76.30%	\$36,427	0.00%
480	Non-Capital Technology	\$27,461	-93.73%	\$74,302	170.57%	\$74,302	0.00%
481		\$64,653	34603.79%	\$7,912	-87.76%	\$7,912	0.00%
482		\$772,285	4242.26%	\$97,400	-87.39%	\$97,400	0.00%
483		\$2,106	-79.43%	\$9,360	344.35%	\$9,360	0.00%
490	Other Non-Capital Items	\$544	145.90%	\$2,030	273.23%	\$2,030	0.00%
400	400 Object Adjustments					\$0	
4--	Total Non-Capital Objects	\$1,896,271	46.64%	\$1,000,565	-47.24%	\$1,002,441	0.19%
511	Site Purchase	\$0		\$0		\$0	0.00%
521	Site Improvements Addition	\$76,353	378.16%	\$0	-100.00%	\$0	0.00%
522	Site Improvements Replacement	\$159,972	-14.05%	\$0	-100.00%	\$0	0.00%
537		\$0		\$0		\$0	0.00%
542	Building Improvements Replacement	\$521,151		\$0	-100.00%	\$0	0.00%
551	Equipment/Vehicles—Not Depreciated	\$4,636	-60.76%	\$13,000	180.41%	\$13,000	0.00%
553	Equipment/Vehicles—Individually Depreciated	\$0		\$0		\$0	0.00%
561	Equipment/Vehicles—Replacement—Not Depreciated	\$0		\$0		\$0	0.00%

Enter Fund 10 Adjustments		Historical Data		Current Year		Budget Year	
10		Actual		Budget		Budget	
3409 - Medford Area		2021 - 2022		2022 - 2023		2023 - 2024	
Sc#	Obj Description	2022	% Δ	2023	% Δ	2024	% Δ
562	Equipment/Vehicles—Replacement—Group Depreciatio	\$3,654		\$0	-100.00%	\$0	0.00%
563	Equipment/Vehicles -- Replacement—Ind. Depreciated	\$28,262	235.47%	\$71,500	152.99%	\$71,500	0.00%
571		\$0		\$0		\$0	0.00%
572	Vehicle Rental	\$0		\$0		\$0	0.00%
581	Technology Related Hardware	\$0	-100.00%	\$0		\$0	0.00%
582	Technology Software	\$0		\$0		\$0	0.00%
500	500 Object Adjustments					\$0	
5--	Total Capital Objects	\$794,028	229.69%	\$84,500	-89.36%	\$84,500	0.00%
682	Temporary Note Interest	\$9,139	-64.13%	\$40,000	337.69%	\$40,000	0.00%
600	600 Object Adjustments					\$0	
6--	Total Debt Retirement	\$9,139	-64.13%	\$40,000	337.69%	\$40,000	0.00%
711	District Liability Insurance	\$45,038	-28.37%	\$46,000	2.14%	\$52,900	15.00%
712	District Property Insurance	\$42,331	-21.96%	\$50,223	18.64%	\$57,756	15.00%
713	Worker's Compensation	\$107,065	2.14%	\$60,000	-43.96%	\$69,000	15.00%
714	Fidelity Bond Premiums	\$1,955		\$1,935	-1.01%	\$1,935	0.00%
730	Unemployment Compensation	\$0	-100.00%	\$5,000		\$5,000	0.00%
700	700 Object Adjustments					\$0	
7--	Total Insurance and Judgments	\$196,388	-18.67%	\$163,158	-16.92%	\$186,591	14.36%
827	Special Education Fund	\$4,148,451	3.98%	\$5,223,965	25.93%	\$2,564,644	
827	RVA Transfer for Special Education					\$2,296,054	
838	Non-referendum Debt Fund	\$114,400		\$0	-100.00%	\$0	
839	Referendum Debt Fund	\$0		\$0		\$0	
846	Other Capital Projects Fund	\$1,015,000	97.09%	\$15,000	-98.52%	\$15,000	
850	Food Service	\$0		\$0		\$6,280,440	
899	Other Cooperatives Funds	\$5,125,098	-3.33%	\$5,834,322	13.84%		
800	800 Object Adjustments					\$0	0.00%
8--	Total Transfers	\$10,402,949	6.08%	\$11,073,287	6.44%	\$11,156,138	0.75%
935	State Grants Transited to Others	\$0	-100.00%	\$0		\$0	0.00%
940	Dues and Fees	\$85,853	78.10%	\$64,990	-24.30%	\$64,950	0.00%
941	District Dues/Fees	\$0		\$0		\$0	0.00%
950	Reorganization Settlement paid to others	\$0		\$0		\$0	0.00%
971	Refund payment	\$10,506		\$0	-100.00%	\$0	0.00%
972	Property Tax Chargeback and Equalization Aid Payment	\$0	-100.00%	\$0		\$0	0.00%
900	900 Object Adjustments						
9--	Total Other Objects	\$96,360	95.42%	\$64,990	-32.55%	\$64,950	-0.06%
Total Expenditures		\$33,343,782	6.55%	\$33,719,802	1.13%	\$34,703,987	2.92%
Surplus/Deficit		\$965,922		\$1		\$0	
Fund Balance		\$6,968,943	16.09%	\$6,968,944	0.00%	\$6,968,944	0.00%
Fund Balance as a % of Expenditures		20.90%		20.67%		20.08%	

Bank Balances
Jan-23

Funds 10, 27, 50, 80, 99 General Funds					
Bank	NNB	NNB	NNB	NNB	Monthly Totals
	General	Food Service	Flex Account	1500 Account	
Account Type	Municipal Checking	Municipal Checking	Municipal Checking	Municipal Checking	
Beginning Balance	\$36,959.53	\$45,252.34	\$49,472.94	\$1,507,031.78	\$1,638,716.59
Less: Non-Transfer Disbursements	\$4,229,286.17	\$684.71	\$6,034.94	\$0.00	\$4,236,005.82
Less: Transfer Disbursements	\$0.00	\$0.00	\$0.00	\$1,900,000.00	\$1,900,000.00
Total Disbursements	\$4,229,286.17	\$684.71	\$6,034.94	\$1,900,000.00	\$6,136,005.82
Plus: Non Transfer Receipts	\$2,326,832.81	\$59,863.10	\$0.00	\$1,636,199.42	\$4,022,895.33
Plus: Transfer Receipts	\$1,900,000.00	\$0.00	\$3,844.94	\$0.00	\$1,903,844.94
Plus: Interest Revenue	\$412.81	\$64.03	\$40.75	\$6,403.82	\$6,921.41
Total Receipts	\$4,227,245.62	\$59,927.13	\$3,885.69	\$1,642,603.24	\$5,933,661.68
Ending Balance	\$34,918.98	\$104,494.76	\$47,323.69	\$1,249,635.02	\$1,436,372.45
Statement Received	Monthly	Monthly	Monthly	Monthly	

Public Funds				
Bank	Funds 46		Funds 46	
	Abby Bank Payroll Checking	Abby Bank Municipal Savings	Forward Bank 46 Checking	Forward Bank 46 CD
Account Type				
Beginning Balance	\$8,097.46	\$15,398.56	\$41,286.12	\$1,500,000.00
Less: Non-Transfer Disbursements	\$1,301,356.33	\$0.00	\$0.00	\$0.00
Less: Transfer Disbursements	\$0.00	\$0.00	\$0.00	\$0.00
Total Disbursements	\$1,301,356.33	\$0.00	\$0.00	\$0.00
Plus: Non Transfer Receipts	\$1,301,356.33	\$0.00	\$2,172.75	\$0.00
Plus: Transfer Receipts	\$0.00	\$0.00	\$0.00	\$0.00
Plus: Interest Revenue	\$0.69	\$7.85	\$12.23	\$0.00
Total Receipts	\$1,301,357.02	\$7.85	\$2,184.98	\$0.00
Ending Balance	\$8,098.15	\$15,406.41	\$43,471.10	\$1,500,000.00
Statement Received	Monthly	Monthly	Monthly	Monthly

Bank Balances
Feb-23

Funds 10, 27, 50, 80, 99 General Funds					
Bank	NNB General	NNB Food Service	NNB Flex Account	NNB 1500 Account	Monthly Totals
Account Type	Municipal Checking	Municipal Checking	Municipal Checking	Municipal Checking	
Beginning Balance	\$34,918.98	\$104,494.76	\$47,323.69	\$1,249,635.02	\$1,436,372.45
Less: Non-Transfer Disbursements	\$2,848,390.34	\$1,045.28	\$1,392.38	\$0.00	\$2,850,828.00
Less: Transfer Disbursements	\$3,844.94	\$0.00	\$0.00	\$550,000.00	\$553,844.94
Total Disbursements	\$2,852,235.28	\$1,045.28	\$1,392.38	\$550,000.00	\$3,404,672.94
Plus: Non Transfer Receipts	\$2,310,734.75	\$53,244.92	\$0.00	\$615,349.86	\$2,979,329.53
Plus: Transfer Receipts	\$550,000.00	\$0.00	\$3,844.94	\$0.00	\$553,844.94
Plus: Interest Revenue	\$293.30	\$101.07	\$36.81	\$4,663.55	\$5,094.73
Total Receipts	\$2,861,028.05	\$53,345.99	\$3,881.75	\$620,013.41	\$3,538,269.20
Ending Balance	\$43,711.75	\$156,795.47	\$49,813.06	\$1,319,648.43	\$1,569,968.71
Statement Received	Monthly	Monthly	Monthly	Monthly	

Public Funds				
Funds 46		Funds 46		
Bank	Abby Bank Payroll Checking	Abby Bank Municipal Savings	Forward Bank 46 Checking	Forward Bank 46 CD
Account Type				
Beginning Balance	\$8,098.15	\$15,406.41	\$43,471.10	\$1,500,000.00
Less: Non-Transfer Disbursements	\$1,347,114.43	\$0.00	\$0.00	\$0.00
Less: Transfer Disbursements	\$0.00	\$0.00	\$0.00	\$0.00
Total Disbursements	\$1,347,114.43	\$0.00	\$0.00	\$0.00
Plus: Non Transfer Receipts	\$1,347,114.43	\$0.00	\$0.00	\$0.00
Plus: Transfer Receipts	\$0.00	\$0.00	\$0.00	\$0.00
Plus: Interest Revenue	\$0.62	\$7.09	\$11.68	\$0.00
Total Receipts	\$1,347,115.05	\$7.09	\$11.68	\$0.00
Ending Balance	\$8,098.77	\$15,413.50	\$43,482.78	\$1,500,000.00
Statement Received	Monthly	Monthly	Monthly	Monthly

Bank Balances
Mar-23

Funds 10, 27, 50, 80, 99 General Funds					
Bank	NNB		NNB		Monthly Totals
	General	Food Service	Flex Account	1500 Account	
Account Type	Municipal Checking	Municipal Checking	Municipal Checking	Municipal Checking	
Beginning Balance	\$43,711.75	\$156,795.47	\$49,813.06	\$1,319,648.43	\$1,569,968.71
Less: Non-Transfer Disbursements	\$3,552,742.13	\$973.28	\$7,284.13	\$2,702,971.07	\$6,263,970.61
Less: Transfer Disbursements	\$3,844.94	\$150,000.00	\$0.00	\$3,400,000.00	\$3,553,844.94
Total Disbursements	\$3,556,587.07	\$150,973.28	\$7,284.13	\$6,102,971.07	\$9,817,815.55
Plus: Non Transfer Receipts	\$116,933.17	\$51,938.46	\$0.00	\$7,311,959.67	\$7,480,831.30
Plus: Transfer Receipts	\$3,400,000.00	\$0.00	\$3,844.94	\$150,000.00	\$3,553,844.94
Plus: Interest Revenue	\$10.71	\$45.30	\$40.10	\$6,979.90	\$7,076.01
Total Receipts	\$3,516,943.88	\$51,983.76	\$3,885.04	\$7,468,939.57	\$11,041,752.25
Ending Balance	\$4,068.56	\$57,805.95	\$46,413.97	\$2,685,616.93	\$2,793,905.41
Statement Received	Monthly	Monthly	Monthly	Monthly	

Public Funds				
Bank	Funds 46		Funds 46	
	Abby Bank Payroll Checking	Abby Bank Municipal Savings	Forward Bank 46 Checking	Forward Bank 46 CD
Account Type				
Beginning Balance	\$8,098.77	\$15,413.50	\$43,482.78	\$1,500,000.00
Less: Non-Transfer Disbursements	\$1,273,740.77	\$0.00	\$0.00	\$0.00
Less: Transfer Disbursements	\$0.00	\$0.00	\$0.00	\$0.00
Total Disbursements	\$1,273,740.77	\$0.00	\$0.00	\$0.00
Plus: Non Transfer Receipts	\$1,273,740.77	\$0.00	\$0.00	\$0.00
Plus: Transfer Receipts	\$0.00	\$0.00	\$0.00	\$0.00
Plus: Interest Revenue	\$0.69	\$7.86	\$12.92	\$14,794.52
Total Receipts	\$1,273,741.46	\$7.86	\$12.92	\$14,794.52
Ending Balance	\$8,099.46	\$15,421.36	\$43,495.70	\$1,514,794.52
Statement Received	Monthly	Monthly	Monthly	Monthly

Bank Balances
Apr-23

Funds 10, 27, 50, 80, 99 General Funds					
Bank	NNB	NNB	NNB	NNB	Monthly Totals
	General	Food Service	Flex Account	1500 Account	
Account Type	Municipal Checking	Municipal Checking	Municipal Checking	Municipal Checking	
Beginning Balance	\$4,068.56	\$57,805.95	\$46,413.97	\$2,685,616.93	\$2,793,905.41
Less: Non-Transfer Disbursements	\$4,248,519.48	\$1,034.54	\$1,218.34	\$319.11	\$4,251,091.47
Less: Transfer Disbursements	\$3,733.82	\$85,000.00	\$0.00	\$3,900,000.00	\$3,988,733.82
Total Disbursements	\$4,252,253.30	\$86,034.54	\$1,218.34	\$3,900,319.11	\$8,239,825.29
Plus: Non Transfer Receipts	\$311,926.45	\$46,222.19	\$0.00	\$427,568.16	\$785,716.80
Plus: Transfer Receipts	\$3,985,712.53	\$0.00	\$3,733.82	\$1,500,000.00	\$5,489,446.35
Plus: Interest Revenue	\$35.22	\$41.05	\$35.60	\$3,700.73	\$3,812.60
Total Receipts	\$4,297,674.20	\$46,263.24	\$3,769.42	\$1,931,268.89	\$6,278,975.75
Ending Balance	\$49,489.46	\$18,034.65	\$48,965.05	\$716,566.71	\$833,055.87
Statement Received	Monthly	Monthly	Monthly	Monthly	

Bank	Public Funds		Funds 46	
	Abby Bank Payroll Checking	Abby Bank Municipal Savings	Forward Bank 46 Checking	Forward Bank 46 CD
Beginning Balance	\$8,099.46	\$15,421.36	\$43,495.70	\$1,514,794.52
Less: Non-Transfer Disbursements	\$1,335,581.15	\$0.00	\$0.00	\$0.00
Less: Transfer Disbursements	\$0.00	\$0.00	\$0.00	\$0.00
Total Disbursements	\$1,335,581.15	\$0.00	\$0.00	\$0.00
Plus: Non Transfer Receipts	\$1,335,581.15	\$0.00	\$0.00	\$0.00
Plus: Transfer Receipts	\$0.00	\$0.00	\$0.00	\$0.00
Plus: Interest Revenue	\$3.36	\$7.86	\$12.92	\$0.00
Total Receipts	\$1,335,584.51	\$7.61	\$12.51	\$0.00
Ending Balance	\$8,102.82	\$15,428.97	\$43,508.21	\$1,514,794.52
Statement Received	Monthly	Monthly	Monthly	Monthly

Bank Balances
May-23

Funds 10, 27, 50, 80, 99 General Funds						
Bank	NNB General	NNB Food Service	NNB Flex Account	NNB 1500 Account	Monthly Totals	
Account Type	Municipal Checking	Municipal Checking	Municipal Checking	Municipal Checking		
Beginning Balance	\$49,489.46	\$18,034.65	\$48,965.05	\$716,566.71	\$833,055.87	
Less: Non-Transfer Disbursements	\$3,591,497.82	\$967.74	\$3,338.77	\$0.00	\$3,595,804.33	
Less: Transfer Disbursements	\$3,733.82	\$0.00	\$0.00	\$1,400,000.00	\$1,403,733.82	
Total Disbursements	\$3,595,231.64	\$967.74	\$3,338.77	\$1,400,000.00	\$4,999,538.15	
Plus: Non Transfer Receipts	\$2,598,984.05	\$45,484.90	\$0.00	\$2,288,466.47	\$4,932,935.42	
Plus: Transfer Receipts	\$1,400,000.00	\$0.00	\$3,733.82	\$0.00	\$1,403,733.82	
Plus: Interest Revenue	\$324.06	\$38.64	\$43.48	\$4,379.91	\$4,786.09	
Total Receipts	\$3,999,308.11	\$45,523.54	\$3,777.30	\$2,292,846.38	\$6,341,455.33	
Ending Balance	\$453,565.93	\$62,590.45	\$49,403.58	\$1,609,413.09	\$2,174,973.05	
Statement Received	Monthly	Monthly	Monthly	Monthly		

Public Funds				
Bank	Funds 46		Funds 46	
	Abby Bank Payroll Checking	Abby Bank Municipal Savings	Forward Bank 46 Checking	Forward Bank 46 CD
Account Type				
Beginning Balance	\$8,102.82	\$15,428.97	\$43,508.21	\$1,514,794.52
Less: Non-Transfer Disbursements	\$1,457,621.92	\$0.00	\$0.00	\$0.00
Less: Transfer Disbursements	\$0.00	\$0.00	\$0.00	\$0.00
Total Disbursements	\$1,457,621.92	\$0.00	\$0.00	\$0.00
Plus: Non Transfer Receipts	\$1,457,621.92	\$0.00	\$15,000.00	\$0.00
Plus: Transfer Receipts	\$0.00	\$0.00	\$0.00	\$0.00
Plus: Interest Revenue	\$12.28	\$7.86	\$21.65	\$0.00
Total Receipts	\$1,457,634.20	\$7.86	\$15,021.65	\$0.00
Ending Balance	\$8,115.10	\$15,436.83	\$58,529.86	\$1,514,794.52
Statement Received	Monthly	Monthly	Monthly	Monthly

Budget Actual	Fund 10-General	Thru 15-Jun			
		Budget	Actual	Remaining	January
Salaries, Wages and Benefits		17,070,995	15,377,446	1,693,549	- 15,377,446
ESSER Wages & Benefits		120,857	605,630	(484,773)	605,630
Instructional Budget					
MAES		104,280	96,696	7,584	- 96,696
SES		46,728	34,887	11,841	- 34,887
MAMS		133,282	125,135	8,147	- 125,135
MASH		268,799	238,158	30,641	- 238,158
Common School Funds - MAES		23,292	31,064	(7,772)	- 31,064
Common School Funds - SES		10,040	31,607	(21,567)	- 31,607
Common School Funds - MAMS		27,402	15,898	11,504	- 15,898
Common School Funds - MASH		29,266	38,651	(9,385)	- 38,651
Co-Curricular		170,000	154,722	15,278	- 154,722
Student Services		12,000	9,831	2,169	- 9,831
Carl Perkins-fully funded		15,000	19,585	(4,585)	- 19,585
Title IA fully funded		16,750	13,397	3,353	- 13,397
Intervention		21,165	20,985	180	- 20,985
Gifted and Talented		11,125	5,375	5,750	- 5,375
ELL		4,700	4,108	592	- 4,108
Improvement of Instruction		18,870	32,484	(13,614)	- 32,484
Mental Health Grant		75,000	71,065	3,935	- 71,065
Project Lead the Way		5,200	4,761	439	- 4,761
Title IV		23,000	15,918	7,082	- 15,918
Support Media Technology		394,000	395,240	(1,240)	- 395,240
Instructional Media Technology		12,080	75,308	(63,228)	- 75,308
Staff Development		17,665	15,066	2,599	- 15,066
Title II-A (Grant Fully Funded)		27,645	29,383	(1,738)	- 29,383
Threat Assessment Grant		33,000	34,373	(1,373)	- 34,373
School Forest		2,000	1,208	792	- 1,208
Total Instructional		1,502,289	1,514,906	(12,617)	- 1,514,906
Operations and Maintenance Budget					
Operations		685,279	684,518	761	- 684,518
Maintenance		603,840	383,971	219,869	- 383,971
Facilities		218,200	396,828	(178,628)	- 396,828
ESSER Funds (Covid -19)		-	-	-	-
From Fund Balance		-	-	-	-
Total Oper and Main		1,507,319	1,465,317	42,002	- 1,465,317
Total Transportation		1,357,110	1,255,646	101,464	- 1,255,646
All Other Budgets					
Central Administration		70,650	93,724	(23,074)	- 93,724
Fiscal		20,000	15,122	4,878	- 15,122
Central Services		140,800	142,446	(1,646)	- 142,446
Insurance and Judgments		163,158	106,831	56,327	- 106,831
Debt Services		40,000	13,222	26,778	- 13,222
Other Support Services		4,247	4,247	-	- 4,247
Non Program Transactions		664,091	1,712	662,379	- 1,712
Transfer to Fund 80/99		5,834,321	-	5,834,321	-
		6,937,267	377,304	6,559,963	- 377,304
Transfer to Fund 27	ESTIMATE	5,223,966	-	5,223,966	-
		5,223,966			
Transfer to Fund 46		\$ 15,000	15000		
Total Expenditures		33,719,803	20,005,619	13,714,184	- 19,990,619

Co-Curricular Salary and Benefits

OBJECT 100-299

Middle School

Football	5,492.66
Volleyball	6,825.13
Soccer	1,507.10
Swim-Girls	3,000.20
Cross Country	3,413.33
Basketball-Girls	6,355.61
Basketball-Boys	6,210.16
Swim Boys	-
Wrestling	1,609.30
Gymnastics	963.47
Softball	2,974.76
Soccer	1,507.10
Track-Girls	2,988.37
Track-Boys	2,970.72
Esports	2,318.30
District Wide	48,916.23
Co-curricular-ACADEMIC	
	97,052.44

est budget 323,764

Co-Curricular Salary and Benefits

High School

		Total	-
Football	19,231.18		24,723.84
Volleyball	11,405.79		18,230.92
Soccer-Boys	6,565.64		8,072.74
Tennis-Girls	5,691.12		5,691.12
Swim-Girls	4,301.86		7,302.06
Cross Country	6,054.98		9,468.31
Basketball-Girls	7,318.22		13,673.83
Basketball-Boys	12,009.17		18,219.33
Swim-Boys	4,226.45		4,226.45
Wrestling	9,165.09		10,774.39
Hockey-Girls	6,822.10		6,822.10
Hockey-Boys	7,623.38		7,623.38
Gymnastics	6,640.48		7,603.95
Baseball	8,701.90		8,701.90
Softball	8,243.75		11,218.51
Soccer-Girls	6,326.80		7,833.90
Track-Girls	7,936.62		10,924.99
Track-Boys	7,751.02		10,721.74
Tennis-Boys	4,406.33		4,406.33
Golf	4,741.49		4,741.49
Curling	3,402.36		3,402.36
Esports	1,176.68		
District Wide	33,075.90		81,992.13
Co-curricular-ACADEMIC	69,191.57		69,191.57
	262,009.88		355,567.34

Remaining

(31,803.34)

Co-curricular budget

OBJECT 300-999

Football	1,694.56
Volleyball	908.41
Soccer	1,419.92
Swim-Girls	627.38
Cross Country	984.94
Basketball-Girls	1,085.00
Basketball-Boys	1,449.00
Swim-Boys	
Wrestling	425.00
Gymnastics	175.00
Softball	150.00
Soccer - Girls	1,321.17
Track-Girls	150.11
Track-Boys	447.61
Esports	
OTHER	-
Co-Curricular-ATHLETICS	3,871.09
Co-Curricular-ACADEMIC	
	14,709.19

est budget 192,790

Co-curricular budget

Football	14,653.46		16,348.02
Volleyball	7,444.53		8,352.94
Soccer-Boys	5,608.58		7,028.50
Tennis-Girls	7,837.35		7,837.35
Swim-Girls	4,271.05		4,898.43
Cross Country	5,998.49		6,983.43
Basketball-Girls	10,561.13		11,646.13
Basketball-Boys	9,473.90		10,922.90
Swim-Boys	2,016.09		
Wrestling	4,970.22		5,395.22
Hockey-Girls	19,532.75		19,532.75
Hockey-Boys	19,985.13		19,985.13
Gymnastics	10,807.52		10,982.52
Baseball	10,639.07		10,639.07
Softball	7,333.45		7,483.45
Soccer-Girls	5,425.78		6,746.95
Track-Girls	7,142.75		7,292.86
Track-Boys	8,175.55		8,623.16
Tennis-Boys	1,193.64		1,193.64
Golf	6,630.00		6,630.00
Curling	1,563.50		1,563.50
Esports	-		
District Wide Co-Curricular	920.16		920.16
District Wide - Athletics	33,356.16		
Co-Curricular-ATHLETICS			-
Co-Curricular-ACADEMIC			-
	205,540.26		184,877.20

Remaining

7,912.80

Transportation	
Football	1,981.02
Volleyball	3,821.94
Soccer	3,201.19
Swim-Girls	1,354.53
Cross Country	3,133.29
Basketball-Girls	1,939.69
Basketball-Boys	2,002.57
Wrestling	3,442.29
Gymnastics	-
Softball	1,776.67
Soccer	1,540.24
Track-Girls	691.65
Track-Boys	691.66
Other	
	<u>25,576.74</u>

Transportation		
Football	10,302.18	12,283.20
Volleyball	12,092.01	15,913.95
Soccer-Boys	5,123.89	8,325.08
Tennis-Girls	7,044.79	7,044.79
Swim-Girls	4,155.97	5,510.50
Cross Country	6,711.13	9,844.42
Basketball-Girls	8,241.23	10,180.92
Basketball-Boys	7,408.57	9,411.14
Swim-Boys	4,706.06	4,706.06
Wrestling	13,648.76	17,091.05
Hockey-Girls	8,004.61	8,004.61
Hockey-Boys	8,682.36	8,682.36
Gymnastics	5,094.73	5,094.73
Baseball	9,521.48	9,521.48
Softball	6,772.47	8,549.14
Soccer-Girls	8,904.10	10,444.34
Track-Girls	4,722.48	5,414.13
Track-Boys	5,177.24	5,868.90
Tennis-Boys	5,332.05	5,332.05
Golf	-	-
Curling	-	-
	<u>141,646.11</u>	<u>167,222.85</u>

TRANS BUDGET	130,210	Remaining	(37,012.85)
Total	<u>137,338.37</u>	<u>609,196.25</u>	<u>707,667.39</u>
est budget	646,764	Remaining	(60,903.39)

By Sport:

SUMMARY BY SPORT			
Football	9,168.24	District Wide	-
Volleyball	11,555.48	Football	44,186.82
	6,128.21	Volleyball	30,942.33
Swim-Girls	4,982.11	Soccer-Boys	17,298.11
Cross Country	7,531.56	Tennis-Girls	20,573.26
Basketball-Girls	9,380.30	Swim-Girls	12,728.88
Basketball-Boys	9,661.73	Cross Country	18,764.60
Wrestling	5,476.59	Basketball-Girls	26,120.58
	-	Basketball-Boys	28,891.64
Gymnastics	1,138.47	Swim-Boys	10,948.60
	-	Wrestling	27,784.07
Softball	4,901.43	Hockey-Girls	34,359.46
	4,368.51	Hockey-Boys	36,290.87
Track-Girls	3,830.13	Gymnastics	22,542.73
Track-Boys	4,109.99	Baseball	28,862.45
	-	Softball	22,349.67
District Wide	-	Soccer-Girls	20,656.68
Not defined	3,871.09	Track-Girls	19,801.85
NOT DEFINED	-	Track-Boys	21,103.81
	86,103.84	Tennis-Boys	10,932.02
Co-curricular academic	-	Golf	11,371.49
Total	<u>86,103.84</u>	Curling	34,639.40
		DW - COCURR & ACADEMIC	-
			<u>3,871.09</u>
		Co-curricular academic	501,149.32
		Total	<u>69,191.57</u>
			<u>570,340.89</u>
			<u>656,444.73</u>

5 YEAR UTILITY REPORT

May-23

UTILITY			2017-2018	2018-2019	2019-2020	2020-2021	2021-2022	2022-2023
GAS/HEAT	(331)	BUDGET	125,400.00	125,400.00	115,050.00	114,000.00	114,000.00	\$140,000.00
		YEAR-END	85,000.00	95,000.00	70,948.77	95,655.44	130,180.27	\$140,000.00
		MONTH-END	-	-	-	-	-	\$130,545.23
ELECTRICITY	(336)	BUDGET	203,000.00	203,000.00	203,000.00	202,750.00	202,750.00	\$208,500.00
		YEAR-END	203,000.00	197,000.00	156,763.07	202,750.00	174,291.81	\$208,500.00
		MONTH-END	189,662.10	183,065.32	158,974.68	173,400.82	174,291.81	\$151,690.38
WATER	(337)	BUDGET	16,500.00	16,500.00	22,500.00	22,000.00	22,000.00	\$17,500.00
		YEAR-END	20,000.00	19,000.00	22,500.00	22,000.00	21,859.81	\$17,500.00
		MONTH-END	21,786.88	20,320.48	19,192.96	19,272.64	21,859.81	\$16,362.37
SEWER	(338)	BUDGET	25,000.00	25,000.00	28,000.00	27,000.00	27,000.00	\$27,500.00
		YEAR-END	27,000.00	27,000.00	28,000.00	27,000.00	24,457.63	\$27,500.00
		MONTH-END	28,335.57	27,122.56	24,841.60	25,530.23	24,457.63	\$21,686.53
POSTAGE	(353)	BUDGET	25,000.00	25,600.00	25,600.00	25,600.00	25,600.00	\$25,600.00
		YEAR-END	25,000.00	24,000.00	25,600.00	25,600.00	20,883.32	\$20,883.32
		MONTH-END	19,356.74	23,949.84	23,871.29	23,427.82	20,883.32	\$19,830.14
TELEPHONE	(355)	BUDGET	86,450.00	65,000.00	59,200.00	59,200.00	59,200.00	\$59,200.00
		YEAR-END	58,000.00	57,000.00	59,200.00	59,200.00	63,713.75	\$59,200.00
		MONTH-END	54,694.75	58,856.53	47,521.74	29,186.58	63,713.75	\$60,094.13
TOTAL BUDGET			481,350.00	460,500.00	453,350.00	450,550.00	450,550.00	\$478,300.00
TOTAL ESTIMATED YEAR-END			418,000.00	419,000.00	363,011.84	450,550.00	435,386.59	\$478,300.00
TOTAL MONTH-END			397,888.67	407,686.76	346,958.22	366,088.50	435,386.59	\$400,208.78
Remaining Budget Dollars			83,461.33	52,813.24	106,391.78	84,461.50	15,163.41	\$78,091.22

Fd	T	Loc	Obj	Func	Prj	Obj	2022-23	May 2022-23	2022-23	2022-23	Encumbered	Unencumbered	Unexpended
							Revised Budget	Monthly Activity	FYTD Activity	FYTD %	Amount	Balance	Balance
10	E	---	1--	110000	---	SALARIES	3,264,587.00	259,160.15	2,235,352.34	68.47	0.00	1,029,234.66	1,029,234.66
10	E	---	2--	110000	---	EMPLOYEE BENEFITS	1,521,126.00	113,498.14	993,221.37	65.30	0.00	527,904.63	527,904.63
10	E	---	3--	110000	---	PURCHASED SERVICES	37,298.00	35.48	23,857.72	63.97	716.50	12,723.78	13,440.28
10	E	---	4--	110000	---	NON-CAPITAL OBJECTS	70,115.00	3,965.65	79,898.48	113.95	9,272.93	19,056.41-	9,783.48-
10	E	---	9--	110000	---	OTHER EXPENDITURES	8,500.00	1,049.00	8,904.75	104.76	0.00	404.75-	404.75-
10	E	---	---	110000	---	UNDIFFERENTIATED CURRICU	4,901,626.00	377,708.42	3,341,234.66	68.17	9,989.43	1,550,401.91	1,560,391.34
10	E	---	1--	120000	---	SALARIES	0.00	3,575.00	32,175.00	0.00	0.00	32,175.00-	32,175.00-
10	E	---	2--	120000	---	EMPLOYEE BENEFITS	0.00	2,490.60	17,765.23	0.00	0.00	17,765.23-	17,765.23-
10	E	---	3--	120000	---	PURCHASED SERVICES	0.00	0.00	16,300.00	0.00	0.00	16,300.00-	16,300.00-
10	E	---	4--	120000	---	NON-CAPITAL OBJECTS	0.00	0.00	31,544.32	0.00	0.00	31,544.32-	31,544.32-
10	E	---	---	120000	---	REGULAR CURRICULUM	0.00	6,065.60	97,784.55	0.00	0.00	97,784.55-	97,784.55-
10	E	---	1--	121000	---	SALARIES	229,200.00	17,903.01	162,036.61	70.70	0.00	67,163.39	67,163.39
10	E	---	2--	121000	---	EMPLOYEE BENEFITS	95,062.00	6,594.20	59,136.97	62.21	0.00	35,925.03	35,925.03
10	E	---	3--	121000	---	PURCHASED SERVICES	700.00	115.15	212.65	30.38	0.00	487.35	487.35
10	E	---	4--	121000	---	NON-CAPITAL OBJECTS	27,000.00	1,064.99	31,340.20	116.07	1,696.60	6,036.80-	4,340.20-
10	E	---	9--	121000	---	OTHER EXPENDITURES	0.00	0.00	90.00	0.00	0.00	90.00-	90.00-
10	E	---	---	121000	---	ART	351,962.00	25,677.35	252,816.43	71.83	1,696.60	97,448.97	99,145.57
10	E	---	1--	122000	---	SALARIES	1,094,717.00	76,976.12	721,062.82	65.87	0.00	373,654.18	373,654.18
10	E	---	2--	122000	---	EMPLOYEE BENEFITS	505,057.00	39,272.14	370,981.07	73.45	0.00	134,075.93	134,075.93
10	E	---	3--	122000	---	PURCHASED SERVICES	15,662.00	0.00	30,674.92	195.86	0.00	15,012.92-	15,012.92-
10	E	---	4--	122000	---	NON-CAPITAL OBJECTS	8,837.00	0.00	4,140.12	46.85	685.24	4,011.64	4,696.88
10	E	---	9--	122000	---	OTHER EXPENDITURES	300.00	0.00	20.00	6.67	0.00	280.00	280.00
10	E	---	---	122000	---	ENGLISH LANGUAGE	1,624,573.00	116,248.26	1,126,878.93	69.36	685.24	497,008.83	497,694.07
10	E	---	1--	122115	---	SALARIES	139,322.00	9,395.88	77,268.80	55.46	0.00	62,053.20	62,053.20
10	E	---	2--	122115	---	EMPLOYEE BENEFITS	91,914.00	6,317.29	52,942.93	57.60	0.00	38,971.07	38,971.07
10	E	---	3--	122115	---	PURCHASED SERVICES	18,742.00	0.00	20,985.00	111.97	0.00	2,243.00-	2,243.00-
10	E	---	4--	122115	---	NON-CAPITAL OBJECTS	2,423.00	0.00	0.00	0.00	0.00	2,423.00	2,423.00
10	E	---	---	122115	---	INTERVENTION	252,401.00	15,713.17	151,196.73	59.90	0.00	101,204.27	101,204.27
10	E	---	1--	122600	---	SALARIES	0.00	0.00	2,730.00	0.00	0.00	2,730.00-	2,730.00-
10	E	---	2--	122600	---	EMPLOYEE BENEFITS	0.00	0.00	382.59	0.00	0.00	382.59-	382.59-
10	E	---	3--	122600	---	PURCHASED SERVICES	3,200.00	675.00	1,815.50	56.73	0.00	1,384.50	1,384.50
10	E	---	4--	122600	---	NON-CAPITAL OBJECTS	4,000.00	827.79	2,373.47	59.34	999.64	626.89	1,626.53
10	E	---	9--	122600	---	OTHER EXPENDITURES	3,200.00	0.00	2,941.42	91.92	0.00	258.58	258.58
10	E	---	---	122600	---	DRAMA	10,400.00	1,502.79	10,242.98	98.49	999.64	842.62-	157.02

Fd	T	Loc	Obj	Func	Prj	Obj	2022-23	May 2022-23	2022-23	2022-23	Encumbered	Unencumbered	Unexpended
							Revised Budget	Monthly Activity	FYTD Activity	FYTD %	Amount	Balance	Balance
10	E	---	1--	123219	---	SALARIES	89,700.00	7,566.68	68,100.12	75.92	0.00	21,599.88	21,599.88
10	E	---	2--	123219	---	EMPLOYEE BENEFITS	33,081.00	2,989.09	25,710.78	77.72	0.00	7,370.22	7,370.22
10	E	---	3--	123219	---	PURCHASED SERVICES	700.00	0.00	90.88	12.98	0.00	609.12	609.12
10	E	---	4--	123219	---	NON-CAPITAL OBJECTS	2,400.00	137.31	2,428.37	101.18	0.00	28.37-	28.37-
10	E	---	---	123219	---	SPANISH	125,881.00	10,693.08	96,330.15	76.52	0.00	29,550.85	29,550.85
10	E	---	1--	124000	---	SALARIES	668,932.00	50,702.29	471,940.99	70.55	0.00	196,991.01	196,991.01
10	E	---	2--	124000	---	EMPLOYEE BENEFITS	395,364.00	29,405.68	257,464.84	65.12	0.00	137,899.16	137,899.16
10	E	---	3--	124000	---	PURCHASED SERVICES	0.00	0.00	2,286.00	0.00	0.00	2,286.00-	2,286.00-
10	E	---	4--	124000	---	NON-CAPITAL OBJECTS	6,078.00	272.34	5,829.73	95.92	133.30	114.97	248.27
10	E	---	9--	124000	---	OTHER EXPENDITURES	0.00	0.00	728.00	0.00	0.00	728.00-	728.00-
10	E	---	---	124000	---	MATHEMATICS	1,070,374.00	80,380.31	738,249.56	68.97	133.30	331,991.14	332,124.44
10	E	---	1--	125400	---	SALARIES	232,527.00	23,310.60	179,861.50	77.35	0.00	52,665.50	52,665.50
10	E	---	2--	125400	---	EMPLOYEE BENEFITS	135,747.00	10,592.25	88,283.53	65.04	0.00	47,463.47	47,463.47
10	E	---	3--	125400	---	PURCHASED SERVICES	9,720.00	3,000.00	10,665.60	109.73	100.00	1,045.60-	945.60-
10	E	---	4--	125400	---	NON-CAPITAL OBJECTS	15,457.00	2,389.25	13,070.22	84.56	2,283.87	102.91	2,386.78
10	E	---	9--	125400	---	OTHER EXPENDITURES	750.00	23.00	2,316.76	308.90	600.00	2,166.76-	1,566.76-
10	E	---	---	125400	---	VOCAL MUSIC	394,201.00	39,315.10	294,197.61	74.63	2,983.87	97,019.52	100,003.39
10	E	---	1--	125500	---	SALARIES	162,670.00	18,741.86	128,033.36	78.71	0.00	34,636.64	34,636.64
10	E	---	2--	125500	---	EMPLOYEE BENEFITS	70,244.00	6,689.38	52,904.51	75.32	0.00	17,339.49	17,339.49
10	E	---	3--	125500	---	PURCHASED SERVICES	10,900.00	296.29	8,980.04	82.39	3,001.81	1,081.85-	1,919.96
10	E	---	4--	125500	---	NON-CAPITAL OBJECTS	14,032.00	7,503.00	28,506.42	203.15	7,383.98	21,858.40-	14,474.42-
10	E	---	5--	125500	---	CAPITAL OBJECTS	3,000.00	343.32	343.32	11.44	4,371.00	1,714.32-	2,656.68
10	E	---	9--	125500	---	OTHER EXPENDITURES	800.00	22.60	1,910.29	238.79	0.00	1,110.29-	1,110.29-
10	E	---	---	125500	---	INSTRUMENTAL MUSIC	261,646.00	33,596.45	220,677.94	84.34	14,756.79	26,211.27	40,968.06
10	E	---	1--	126000	---	SALARIES	478,654.00	39,887.86	358,990.74	75.00	0.00	119,663.26	119,663.26
10	E	---	2--	126000	---	EMPLOYEE BENEFITS	250,757.00	20,267.94	180,192.51	71.86	0.00	70,564.49	70,564.49
10	E	---	3--	126000	---	PURCHASED SERVICES	1,750.00	0.00	0.00	0.00	0.00	1,750.00	1,750.00
10	E	---	4--	126000	---	NON-CAPITAL OBJECTS	29,976.00	370.18	41,335.65	137.90	2,091.06	13,450.71-	11,359.65-
10	E	---	5--	126000	---	CAPITAL OBJECTS	5,000.00	0.00	0.00	0.00	0.00	5,000.00	5,000.00
10	E	---	---	126000	---	SCIENCE	766,137.00	60,525.98	580,518.90	75.77	2,091.06	183,527.04	185,618.10
10	E	---	1--	127000	---	SALARIES	434,723.00	35,457.90	318,119.58	73.18	0.00	116,603.42	116,603.42
10	E	---	2--	127000	---	EMPLOYEE BENEFITS	200,410.00	16,160.45	143,388.14	71.55	0.00	57,021.86	57,021.86
10	E	---	3--	127000	---	PURCHASED SERVICES	0.00	9.24	9.24	0.00	0.00	9.24-	9.24-
10	E	---	4--	127000	---	NON-CAPITAL OBJECTS	3,700.00	0.00	585.81	15.83	50.00	3,064.19	3,114.19
10	E	---	9--	127000	---	OTHER EXPENDITURES	250.00	0.00	0.00	0.00	0.00	250.00	250.00

Fd	T	Loc	Obj	Func	Prj	Obj	2022-23	May 2022-23	2022-23	2022-23	Encumbered	Unencumbered	Unexpended
							Revised Budget	Monthly Activity	FYTD Activity	FYTD %	Amount	Balance	Balance
10	E	---	---	127000	---	SOCIAL SCIENCE	639,083.00	51,627.59	462,102.77	72.31	50.00	176,930.23	176,980.23
10	E	---	3--	129300	---	PURCHASED SERVICES	2,660.00	0.00	17,686.15	664.89	0.00	15,026.15-	15,026.15-
10	E	---	4--	129300	---	NON-CAPITAL OBJECTS	46,142.00	200.00	114,818.86	248.84	129.61	68,806.47-	68,676.86-
10	E	---	---	129300	---	COMPUTER LITERACY	48,802.00	200.00	132,505.01	271.52	129.61	83,832.62-	83,703.01-
10	E	---	1--	131000	---	SALARIES	95,500.00	7,812.39	65,035.16	68.10	0.00	30,464.84	30,464.84
10	E	---	2--	131000	---	EMPLOYEE BENEFITS	66,600.00	5,274.62	46,833.40	70.32	0.00	19,766.60	19,766.60
10	E	---	3--	131000	---	PURCHASED SERVICES	0.00	0.00	11.70	0.00	0.00	11.70-	11.70-
10	E	---	4--	131000	---	NON-CAPITAL OBJECTS	17,900.00	2,319.31	6,502.93	36.33	1,384.63	10,012.44	11,397.07
10	E	---	9--	131000	---	OTHER EXPENDITURES	750.00	0.00	0.00	0.00	0.00	750.00	750.00
10	E	---	---	131000	---	AGRICULTURE	180,750.00	15,406.32	118,383.19	65.50	1,384.63	60,982.18	62,366.81
10	E	---	1--	132000	---	SALARIES	94,400.00	7,866.68	70,800.12	75.00	0.00	23,599.88	23,599.88
10	E	---	2--	132000	---	EMPLOYEE BENEFITS	40,153.00	3,258.94	29,016.50	72.26	0.00	11,136.50	11,136.50
10	E	---	3--	132000	---	PURCHASED SERVICES	500.00	2,047.73	6,948.43	1,389.69	0.00	6,448.43-	6,448.43-
10	E	---	4--	132000	---	NON-CAPITAL OBJECTS	10,150.00	0.00	7,316.27	72.08	57.30	2,776.43	2,833.73
10	E	---	9--	132000	---	OTHER EXPENDITURES	1,800.00	200.50	3,122.50	173.47	0.00	1,322.50-	1,322.50-
10	E	---	---	132000	---	BUSINESS OCCUPATIONS	147,003.00	13,373.85	117,203.82	79.73	57.30	29,741.88	29,799.18
10	E	---	1--	135000	---	SALARIES	129,850.00	9,320.86	83,887.74	64.60	0.00	45,962.26	45,962.26
10	E	---	2--	135000	---	EMPLOYEE BENEFITS	64,275.00	4,307.26	38,353.18	59.67	0.00	25,921.82	25,921.82
10	E	---	3--	135000	---	PURCHASED SERVICES	1,306.00	0.00	1,064.00	81.47	456.00	214.00-	242.00
10	E	---	4--	135000	---	NON-CAPITAL OBJECTS	14,425.00	1,065.83	15,088.97	104.60	6,889.89	7,553.86-	663.97-
10	E	---	---	135000	---	HOME ECONOMICS	209,856.00	14,693.95	138,393.89	65.95	7,345.89	64,116.22	71,462.11
10	E	---	1--	136000	---	SALARIES	258,206.00	22,499.24	194,212.43	75.22	0.00	63,993.57	63,993.57
10	E	---	2--	136000	---	EMPLOYEE BENEFITS	120,703.00	9,332.72	82,623.76	68.45	0.00	38,079.24	38,079.24
10	E	---	3--	136000	---	PURCHASED SERVICES	2,000.00	0.00	9,956.10	497.81	0.00	7,956.10-	7,956.10-
10	E	---	4--	136000	---	NON-CAPITAL OBJECTS	30,410.00	6,011.37	29,074.14	95.61	3,582.25	2,246.39-	1,335.86
10	E	---	5--	136000	---	CAPITAL OBJECTS	0.00	0.00	121,029.81	0.00	29,709.99	150,739.80-	121,029.81-
10	E	---	9--	136000	---	OTHER EXPENDITURES	0.00	400.00	400.00	0.00	0.00	400.00-	400.00-
10	E	---	---	136000	---	TECHNOLOGY EDUCATION	411,319.00	38,243.33	437,296.24	106.32	33,292.24	59,269.48-	25,977.24-
10	E	---	1--	138000	---	SALARIES	34,953.00	2,812.32	28,734.24	82.21	0.00	6,218.76	6,218.76
10	E	---	2--	138000	---	EMPLOYEE BENEFITS	27,820.00	2,484.23	25,106.49	90.25	0.00	2,713.51	2,713.51
10	E	---	---	138000	---	VOCATIONAL SPECIAL NEEDS	62,773.00	5,296.55	53,840.73	85.77	0.00	8,932.27	8,932.27
10	E	---	1--	139000	---	SALARIES	10,000.00	588.94	6,555.83	65.56	0.00	3,444.17	3,444.17
10	E	---	2--	139000	---	EMPLOYEE BENEFITS	0.00	85.52	657.29	0.00	0.00	657.29-	657.29-

Fd	T	Loc	Obj	Func	Prj	Obj	2022-23	May 2022-23	2022-23	2022-23	Encumbered	Unencumbered	Unexpended
							Revised Budget	Monthly Activity	FYTD Activity	FYTD %	Amount	Balance	Balance
10	E	---	---	139000	---	OTHER VOCATIONAL CURRICU	10,000.00	674.46	7,213.12	72.13	0.00	2,786.88	2,786.88
10	E	---	1--	143000	---	SALARIES	410,386.00	34,612.56	310,926.43	75.76	0.00	99,459.57	99,459.57
10	E	---	2--	143000	---	EMPLOYEE BENEFITS	156,993.00	13,999.56	123,367.65	78.58	0.00	33,625.35	33,625.35
10	E	---	3--	143000	---	PURCHASED SERVICES	4,425.00	0.00	941.75	21.28	0.00	3,483.25	3,483.25
10	E	---	4--	143000	---	NON-CAPITAL OBJECTS	17,628.00	2,153.54	21,134.98	119.89	3,481.38	6,988.36-	3,506.98-
10	E	---	9--	143000	---	OTHER EXPENDITURES	0.00	0.00	60.00	0.00	0.00	60.00-	60.00-
10	E	---	---	143000	---	PHYSICAL EDUCATION	589,432.00	50,765.66	456,430.81	77.44	3,481.38	129,519.81	133,001.19
10	E	---	1--	161000	---	SALARIES	64,674.00	23,937.84	58,665.28	90.71	0.00	6,008.72	6,008.72
10	E	---	2--	161000	---	EMPLOYEE BENEFITS	9,298.00	3,418.29	8,817.39	94.83	0.00	480.61	480.61
10	E	---	3--	161000	---	PURCHASED SERVICES	645.00	0.00	125.00	19.38	0.00	520.00	520.00
10	E	---	4--	161000	---	NON-CAPITAL OBJECTS	50.00	55.84	357.16	714.32	0.00	307.16-	307.16-
10	E	---	9--	161000	---	OTHER EXPENDITURES	275.00	0.00	438.70	159.53	0.00	163.70-	163.70-
10	E	---	---	161000	---	CO-CURRICULAR ACADEMIC	74,942.00	27,411.97	68,403.53	91.28	0.00	6,538.47	6,538.47
10	E	---	1--	162000	---	SALARIES	166,674.00	45,460.09	169,343.65	101.60	0.00	2,669.65-	2,669.65-
10	E	---	2--	162000	---	EMPLOYEE BENEFITS	24,986.00	5,889.95	21,592.71	86.42	0.00	3,393.29	3,393.29
10	E	---	3--	162000	---	PURCHASED SERVICES	86,000.00	9,644.30	81,091.53	94.29	0.00	4,908.47	4,908.47
10	E	---	4--	162000	---	NON-CAPITAL OBJECTS	63,030.00	3,548.42	55,844.46	88.60	5,739.65	1,445.89	7,185.54
10	E	---	5--	162000	---	CAPITAL OBJECTS	5,000.00	0.00	0.00	0.00	0.00	5,000.00	5,000.00
10	E	---	9--	162000	---	OTHER EXPENDITURES	15,000.00	5,851.77	36,118.24	240.79	0.00	21,118.24-	21,118.24-
10	E	---	---	162000	---	CO-CURRICULAR ATHLETICS	360,690.00	70,394.53	363,990.59	100.92	5,739.65	9,040.24-	3,300.59-
10	E	---	1--	171000	---	SALARIES	150,455.00	13,504.04	115,625.73	76.85	0.00	34,829.27	34,829.27
10	E	---	2--	171000	---	EMPLOYEE BENEFITS	116,063.00	7,230.69	63,052.09	54.33	0.00	53,010.91	53,010.91
10	E	---	3--	171000	---	PURCHASED SERVICES	0.00	149.02	1,310.69	0.00	0.00	1,310.69-	1,310.69-
10	E	---	4--	171000	---	NON-CAPITAL OBJECTS	4,700.00	649.36	2,750.16	58.51	347.74	1,602.10	1,949.84
10	E	---	9--	171000	---	OTHER EXPENDITURES	0.00	0.00	60.00	0.00	0.00	60.00-	60.00-
10	E	---	---	171000	---	CULTURALLY/SOCIALLY DISA	271,218.00	21,533.11	182,798.67	67.40	347.74	88,071.59	88,419.33
10	E	---	2--	172000	---	EMPLOYEE BENEFITS	0.00	8.44-	16.88-	0.00	0.00	16.88	16.88
10	E	---	3--	172000	---	PURCHASED SERVICES	3,000.00	0.00	350.00	11.67	0.00	2,650.00	2,650.00
10	E	---	4--	172000	---	NON-CAPITAL OBJECTS	5,525.00	0.00	2,234.84	40.45	0.00	3,290.16	3,290.16
10	E	---	9--	172000	---	OTHER EXPENDITURES	2,600.00	100.00	2,790.00	107.31	0.00	190.00-	190.00-
10	E	---	---	172000	---	GIFTED AND TALENTED	11,125.00	91.56	5,357.96	48.16	0.00	5,767.04	5,767.04
10	E	---	---	1-----	---	INSTRUCTION	12,776,194.00	1,077,139.39	9,454,048.77	74.00	85,164.37	3,236,980.86	3,322,145.23
10	E	---	1--	212000	---	SALARIES	42,000.00	5,087.50	23,507.61	55.97	0.00	18,492.39	18,492.39

Fd	T	Loc	Obj	Func	Prj	Obj	2022-23	May 2022-23	2022-23	2022-23	Encumbered	Unencumbered	Unexpended
							Revised Budget	Monthly Activity	FYTD Activity	FYTD %	Amount	Balance	Balance
10	E	---	2--	212000	---	EMPLOYEE BENEFITS	4,690.00	1,757.92	12,122.76	258.48	0.00	7,432.76-	7,432.76-
10	E	---	---	212000	---	SOCIAL WORK	46,690.00	6,845.42	35,630.37	76.31	0.00	11,059.63	11,059.63
10	E	---	1--	213000	---	SALARIES	246,794.00	23,763.68	195,633.18	79.27	0.00	51,160.82	51,160.82
10	E	---	2--	213000	---	EMPLOYEE BENEFITS	99,862.00	9,054.24	79,181.53	79.29	0.00	20,680.47	20,680.47
10	E	---	3--	213000	---	PURCHASED SERVICES	41,525.00	7,794.58	47,240.39	113.76	200.00	5,915.39-	5,715.39-
10	E	---	4--	213000	---	NON-CAPITAL OBJECTS	9,700.00	441.28	13,330.91	137.43	1,489.11	5,120.02-	3,630.91-
10	E	---	9--	213000	---	OTHER EXPENDITURES	3,500.00	0.00	0.00	0.00	0.00	3,500.00	3,500.00
10	E	---	---	213000	---	PUPIL SERVICES - GUIDANC	401,381.00	41,053.78	335,386.01	83.56	1,689.11	64,305.88	65,994.99
10	E	---	1--	214000	---	SALARIES	117,250.00	9,816.66	88,425.02	75.42	0.00	28,824.98	28,824.98
10	E	---	2--	214000	---	EMPLOYEE BENEFITS	74,354.00	6,116.09	54,366.70	73.12	0.00	19,987.30	19,987.30
10	E	---	3--	214000	---	PURCHASED SERVICES	1,960.00	3.25	1,054.38	53.79	0.00	905.62	905.62
10	E	---	4--	214000	---	NON-CAPITAL OBJECTS	5,900.00	321.99	4,949.52	83.89	2,513.90	1,563.42-	950.48
10	E	---	9--	214000	---	OTHER EXPENDITURES	1,160.00	0.00	160.00	13.79	0.00	1,000.00	1,000.00
10	E	---	---	214000	---	PUPIL SERVICES - NURSE	200,624.00	16,257.99	148,955.62	74.25	2,513.90	49,154.48	51,668.38
10	E	---	1--	215000	---	SALARIES	0.00	0.00	1,000.00	0.00	0.00	1,000.00-	1,000.00-
10	E	---	2--	215000	---	EMPLOYEE BENEFITS	0.00	0.00	136.75	0.00	0.00	136.75-	136.75-
10	E	---	---	215000	---	PSYCHOLOGICAL SERVICES	0.00	0.00	1,136.75	0.00	0.00	1,136.75-	1,136.75-
10	E	---	1--	219000	---	SALARIES	32,703.00	2,861.35	30,938.39	94.60	0.00	1,764.61	1,764.61
10	E	---	2--	219000	---	EMPLOYEE BENEFITS	14,225.00	1,538.45	13,845.44	97.33	0.00	379.56	379.56
10	E	---	3--	219000	---	PURCHASED SERVICES	0.00	3,318.48	19,238.00	0.00	0.00	19,238.00-	19,238.00-
10	E	---	4--	219000	---	NON-CAPITAL OBJECTS	10,000.00	472.94	17,531.45	175.31	947.29	8,478.74-	7,531.45-
10	E	---	---	219000	---	OTHER PUPIL SERVICES	56,928.00	8,191.22	81,553.28	143.26	947.29	25,572.57-	24,625.28-
10	E	---	1--	221100	---	SALARIES	0.00	0.00	3,116.00	0.00	0.00	3,116.00-	3,116.00-
10	E	---	2--	221100	---	EMPLOYEE BENEFITS	0.00	0.00	238.37	0.00	0.00	238.37-	238.37-
10	E	---	---	221100	---	DIRECTION OF IMPROV OF I	0.00	0.00	3,354.37	0.00	0.00	3,354.37-	3,354.37-
10	E	---	1--	221200	---	SALARIES	10,868.00	4,628.00	11,197.14	103.03	0.00	329.14-	329.14-
10	E	---	2--	221200	---	EMPLOYEE BENEFITS	124.00	645.28	1,499.94	1,209.63	0.00	1,375.94-	1,375.94-
10	E	---	3--	221200	---	PURCHASED SERVICES	46,820.00	394.40	25,679.96	54.85	0.00	21,140.04	21,140.04
10	E	---	4--	221200	---	NON-CAPITAL OBJECTS	16,535.00	14,473.11	25,346.32	153.29	116.44	8,927.76-	8,811.32-
10	E	---	9--	221200	---	OTHER EXPENDITURES	3,715.00	0.00	3,200.00	86.14	0.00	515.00	515.00
10	E	---	---	221200	---	CURRICULUM DEVELOPMENT	78,062.00	20,140.79	66,923.36	85.73	116.44	11,022.20	11,138.64
10	E	---	1--	221201	---	SALARIES	115,405.00	9,617.10	105,788.10	91.67	0.00	9,616.90	9,616.90
10	E	---	2--	221201	---	EMPLOYEE BENEFITS	39,543.00	3,465.26	36,441.70	92.16	0.00	3,101.30	3,101.30

Fd	T	Loc	Obj	Func	Prj	Obj	2022-23	May 2022-23	2022-23	2022-23	Encumbered	Unencumbered	Unexpended
							Revised Budget	Monthly Activity	FYTD Activity	FYTD %	Amount	Balance	Balance
10	E	---	---	221201	---	CURRICULUM DEVELOPMENT	154,948.00	13,082.36	142,229.80	91.79	0.00	12,718.20	12,718.20
10	E	---	1--	221300	---	SALARIES	55,145.00	1,196.32	39,861.01	72.28	0.00	15,283.99	15,283.99
10	E	---	2--	221300	---	EMPLOYEE BENEFITS	30,000.00	916.21	11,395.94	37.99	0.00	18,604.06	18,604.06
10	E	---	3--	221300	---	PURCHASED SERVICES	28,715.00	5,138.78-	61,445.11	213.98	0.00	32,730.11-	32,730.11-
10	E	---	4--	221300	---	NON-CAPITAL OBJECTS	4,450.00	153.10	7,362.55	165.45	0.00	2,912.55-	2,912.55-
10	E	---	9--	221300	---	OTHER EXPENDITURES	0.00	400.00	400.00	0.00	0.00	400.00-	400.00-
10	E	---	---	221300	---	INSTRUCTIONAL STAFF TRAI	118,310.00	2,473.15-	120,464.61	101.82	0.00	2,154.61-	2,154.61-
10	E	---	4--	221400	---	NON-CAPITAL OBJECTS	0.00	67.96	67.96	0.00	0.00	67.96-	67.96-
10	E	---	---	221400	---	PROFESSIONAL LIBRARY	0.00	67.96	67.96	0.00	0.00	67.96-	67.96-
10	E	---	3--	221500	---	PURCHASED SERVICES	86,114.00	0.00	76,380.20	88.70	0.00	9,733.80	9,733.80
10	E	---	4--	221500	---	NON-CAPITAL OBJECTS	88,759.00	0.00	281,427.81	317.07	0.00	192,668.81-	192,668.81-
10	E	---	---	221500	---	INSTRUCTION RELATED TECH	174,873.00	0.00	357,808.01	204.61	0.00	182,935.01-	182,935.01-
10	E	---	1--	221900	---	SALARIES	0.00	40,231.46	154,206.54	0.00	0.00	154,206.54-	154,206.54-
10	E	---	2--	221900	---	EMPLOYEE BENEFITS	0.00	11,819.08	75,675.86	0.00	0.00	75,675.86-	75,675.86-
10	E	---	---	221900	---	OTHER IMPROVEMENT OF INS	0.00	52,050.54	229,882.40	0.00	0.00	229,882.40-	229,882.40-
10	E	---	1--	222200	---	SALARIES	252,649.00	25,796.25	222,320.67	88.00	0.00	30,328.33	30,328.33
10	E	---	2--	222200	---	EMPLOYEE BENEFITS	169,998.00	15,716.36	134,929.26	79.37	0.00	35,068.74	35,068.74
10	E	---	3--	222200	---	PURCHASED SERVICES	20,300.00	0.00	23,108.19	113.83	0.00	2,808.19-	2,808.19-
10	E	---	4--	222200	---	NON-CAPITAL OBJECTS	70,450.00	13,432.01	94,866.56	134.66	6,477.70	30,894.26-	24,416.56-
10	E	---	9--	222200	---	OTHER EXPENDITURES	400.00	0.00	0.00	0.00	0.00	400.00	400.00
10	E	---	---	222200	---	SCHOOL LIBRARY	513,797.00	54,944.62	475,224.68	92.49	6,477.70	32,094.62	38,572.32
10	E	---	1--	222300	---	SALARIES	0.00	0.00	2,087.50	0.00	0.00	2,087.50-	2,087.50-
10	E	---	2--	222300	---	EMPLOYEE BENEFITS	0.00	0.00	763.01	0.00	0.00	763.01-	763.01-
10	E	---	---	222300	---	AUDIOVISUAL	0.00	0.00	2,850.51	0.00	0.00	2,850.51-	2,850.51-
10	E	---	1--	223700	---	SALARIES	31,200.00	3,287.87	23,587.87	75.60	0.00	7,612.13	7,612.13
10	E	---	2--	223700	---	EMPLOYEE BENEFITS	18,051.00	1,528.27	12,768.40	70.74	0.00	5,282.60	5,282.60
10	E	---	---	223700	---	SUP/COOR VOC ED - LVEC	49,251.00	4,816.14	36,356.27	73.82	0.00	12,894.73	12,894.73
10	E	---	1--	223900	---	SALARIES	42,545.00	8,000.00	47,908.28	112.61	0.00	5,363.28-	5,363.28-
10	E	---	2--	223900	---	EMPLOYEE BENEFITS	41,802.00	3,057.15	27,020.03	64.64	0.00	14,781.97	14,781.97
10	E	---	3--	223900	---	PURCHASED SERVICES	2,000.00	0.00	0.00	0.00	0.00	2,000.00	2,000.00
10	E	---	9--	223900	---	OTHER EXPENDITURES	0.00	0.00	920.00	0.00	0.00	920.00-	920.00-
10	E	---	---	223900	---	SUPERVISION AND COORD-OT	86,347.00	11,057.15	75,848.31	87.84	0.00	10,498.69	10,498.69

Fd	T	Loc	Obj	Func	Prj	Obj	2022-23	May 2022-23	2022-23	2022-23	Encumbered	Unencumbered	Unexpended
							Revised Budget	Monthly Activity	FYTD Activity	FYTD %	Amount	Balance	Balance
10	E	---	1--	229000	---	SALARIES	51,233.00	0.00	31,476.00	61.44	0.00	19,757.00	19,757.00
10	E	---	2--	229000	---	EMPLOYEE BENEFITS	31,672.00	0.00	8,636.27	27.27	0.00	23,035.73	23,035.73
10	E	---	---	229000	---	OTHER INSTRUCTIONAL STAF	82,905.00	0.00	40,112.27	48.38	0.00	42,792.73	42,792.73
10	E	---	1--	231000	---	SALARIES	18,500.00	1,305.00	16,870.00	91.19	0.00	1,630.00	1,630.00
10	E	---	2--	231000	---	EMPLOYEE BENEFITS	1,350.00	99.83	1,290.52	95.59	0.00	59.48	59.48
10	E	---	3--	231000	---	PURCHASED SERVICES	40,000.00	2,046.86	36,735.21	91.84	849.95	2,414.84	3,264.79
10	E	---	4--	231000	---	NON-CAPITAL OBJECTS	4,000.00	1,470.74-	5,422.27	135.56	149.95	1,572.22-	1,422.27-
10	E	---	9--	231000	---	OTHER EXPENDITURES	8,500.00	0.00	390.00	4.59	0.00	8,110.00	8,110.00
10	E	---	---	231000	---	BOARD OF EDUCATION	72,350.00	1,980.95	60,708.00	83.91	999.90	10,642.10	11,642.00
10	E	---	3--	231500	---	PURCHASED SERVICES	11,500.00	1,933.00	26,111.60	227.06	0.00	14,611.60-	14,611.60-
10	E	---	---	231500	---	BOARD OF EDUCATION - LEG	11,500.00	1,933.00	26,111.60	227.06	0.00	14,611.60-	14,611.60-
10	E	---	1--	232000	---	SALARIES	194,888.00	16,523.55	169,779.80	87.12	0.00	25,108.20	25,108.20
10	E	---	2--	232000	---	EMPLOYEE BENEFITS	76,193.00	6,532.68	67,345.38	88.39	0.00	8,847.62	8,847.62
10	E	---	3--	232000	---	PURCHASED SERVICES	2,120.00	0.00	2,349.43	110.82	0.00	229.43-	229.43-
10	E	---	4--	232000	---	NON-CAPITAL OBJECTS	4,530.00	105.70	1,945.08	42.94	0.00	2,584.92	2,584.92
10	E	---	9--	232000	---	OTHER EXPENDITURES	0.00	1,750.00	1,850.00	0.00	0.00	1,850.00-	1,850.00-
10	E	---	---	232000	---	CENTRAL ADMINISTRATION	277,731.00	24,911.93	243,269.69	87.59	0.00	34,461.31	34,461.31
10	E	---	1--	232300	---	SALARIES	0.00	115.00	220.00	0.00	0.00	220.00-	220.00-
10	E	---	2--	232300	---	EMPLOYEE BENEFITS	0.00	16.30	31.26	0.00	0.00	31.26-	31.26-
10	E	---	3--	232300	---	PURCHASED SERVICES	0.00	60.00	180.00	0.00	0.00	180.00-	180.00-
10	E	---	4--	232300	---	NON-CAPITAL OBJECTS	0.00	0.00	286.04	0.00	0.00	286.04-	286.04-
10	E	---	9--	232300	---	OTHER EXPENDITURES	0.00	0.00	1,000.00	0.00	0.00	1,000.00-	1,000.00-
10	E	---	---	232300	---	STAFF RELATIONS	0.00	191.30	1,717.30	0.00	0.00	1,717.30-	1,717.30-
10	E	---	9--	239000	---	OTHER EXPENDITURES	0.00	0.00	1,033.88	0.00	0.00	1,033.88-	1,033.88-
10	E	---	---	239000	---	OTHER GENERAL ADMINISTRA	0.00	0.00	1,033.88	0.00	0.00	1,033.88-	1,033.88-
10	E	---	1--	240000	---	SALARIES	851,854.00	74,057.94	788,835.24	92.60	0.00	63,018.76	63,018.76
10	E	---	2--	240000	---	EMPLOYEE BENEFITS	453,867.00	34,317.96	352,607.18	77.69	0.00	101,259.82	101,259.82
10	E	---	3--	240000	---	PURCHASED SERVICES	20,015.00	20,537.54	32,265.23	161.21	0.00	12,250.23-	12,250.23-
10	E	---	4--	240000	---	NON-CAPITAL OBJECTS	87,978.00	1,661.92	68,307.91	77.64	19,740.50	70.41-	19,670.09
10	E	---	9--	240000	---	OTHER EXPENDITURES	6,000.00	0.00	1,092.00	18.20	0.00	4,908.00	4,908.00
10	E	---	---	240000	---	BUILDING ADMINISTRATION	1,419,714.00	130,575.36	1,243,107.56	87.56	19,740.50	156,865.94	176,606.44
10	E	---	1--	252000	---	SALARIES	193,519.00	14,758.69	175,497.40	90.69	0.00	18,021.60	18,021.60
10	E	---	2--	252000	---	EMPLOYEE BENEFITS	82,865.00	6,721.68	77,884.55	93.99	0.00	4,980.45	4,980.45

Fd	T	Loc	Obj	Func	Prj	Obj	2022-23	May 2022-23	2022-23	2022-23	Encumbered	Unencumbered	Unexpended
							Revised Budget	Monthly Activity	FYTD Activity	FYTD %	Amount	Balance	Balance
10	E	---	3--	252000	---	PURCHASED SERVICES	11,370.00	4.09	10,597.05	93.20	0.00	772.95	772.95
10	E	---	4--	252000	---	NON-CAPITAL OBJECTS	1,200.00	40.00	1,557.60	129.80	0.00	357.60-	357.60-
10	E	---	9--	252000	---	OTHER EXPENDITURES	7,430.00	123.05	2,967.83	39.94	0.00	4,462.17	4,462.17
10	E	---	---	252000	---	FISCAL	296,384.00	21,647.51	268,504.43	90.59	0.00	27,879.57	27,879.57
10	E	---	1--	253000	---	SALARIES	730,056.00	53,149.84	607,676.08	83.24	0.00	122,379.92	122,379.92
10	E	---	2--	253000	---	EMPLOYEE BENEFITS	395,189.00	29,109.55	326,874.68	82.71	0.00	68,314.32	68,314.32
10	E	---	3--	253000	---	PURCHASED SERVICES	535,569.00	35,965.25	501,693.35	93.67	4,847.88	29,027.77	33,875.65
10	E	---	4--	253000	---	NON-CAPITAL OBJECTS	139,400.00	6,893.44	92,412.20	66.29	144,496.54	97,508.74-	46,987.80
10	E	---	5--	253000	---	CAPITAL OBJECTS	7,500.00	0.00	50,869.14	678.26	13,500.00	56,869.14-	43,369.14-
10	E	---	9--	253000	---	OTHER EXPENDITURES	2,810.00	0.00	300.00	10.68	0.00	2,510.00	2,510.00
10	E	---	---	253000	---	OPERATION	1,810,524.00	125,118.08	1,579,825.45	87.26	162,844.42	67,854.13	230,698.55
10	E	---	4--	254000	---	NON-CAPITAL OBJECTS	0.00	0.00	162.66	0.00	0.00	162.66-	162.66-
10	E	---	---	254000	---	MAINTENANCE	0.00	0.00	162.66	0.00	0.00	162.66-	162.66-
10	E	---	1--	254100	---	SALARIES	48,904.00	9,882.15	57,710.61	118.01	0.00	8,806.61-	8,806.61-
10	E	---	2--	254100	---	EMPLOYEE BENEFITS	17,803.00	2,407.30	18,418.69	103.46	0.00	615.69-	615.69-
10	E	---	4--	254100	---	NON-CAPITAL OBJECTS	0.00	0.00	300.43	0.00	0.00	300.43-	300.43-
10	E	---	---	254100	---	DIRECTION OF MAINTENANCE	66,707.00	12,289.45	76,429.73	114.58	0.00	9,722.73-	9,722.73-
10	E	---	3--	254200	---	PURCHASED SERVICES	181,150.00	0.00	81,063.97	44.75	59,663.43	40,422.60	100,086.03
10	E	---	4--	254200	---	NON-CAPITAL OBJECTS	3,400.00	0.00	4,467.79	131.41	0.00	1,067.79-	1,067.79-
10	E	---	5--	254200	---	CAPITAL OBJECTS	0.00	0.00	23,465.30-	0.00	16,479.10-	39,944.40	23,465.30
10	E	---	---	254200	---	SITE REPAIRS	184,550.00	0.00	62,066.46	33.63	43,184.33	79,299.21	122,483.54
10	E	---	3--	254300	---	PURCHASED SERVICES	314,690.00	22,264.56	136,167.05	43.27	258,566.02	80,043.07-	178,522.95
10	E	---	4--	254300	---	NON-CAPITAL OBJECTS	11,650.00	342.21	24,537.07	210.62	582.82	13,469.89-	12,887.07-
10	E	---	9--	254300	---	OTHER EXPENDITURES	450.00	0.00	0.00	0.00	0.00	450.00	450.00
10	E	---	---	254300	---	BUILDING REPAIRS	326,790.00	22,606.77	160,704.12	49.18	259,148.84	93,062.96-	166,085.88
10	E	---	3--	254490	---	PURCHASED SERVICES	0.00	0.00	10,286.61	0.00	0.00	10,286.61-	10,286.61-
10	E	---	4--	254490	---	NON-CAPITAL OBJECTS	0.00	0.00	42.90	0.00	0.00	42.90-	42.90-
10	E	---	---	254490	---	OTHER EQUIPMENT REPAIRS	0.00	0.00	10,329.51	0.00	0.00	10,329.51-	10,329.51-
10	E	---	3--	254500	---	PURCHASED SERVICES	0.00	0.00	1,358.56	0.00	0.00	1,358.56-	1,358.56-
10	E	---	4--	254500	---	NON-CAPITAL OBJECTS	0.00	0.00	229.06	0.00	0.00	229.06-	229.06-
10	E	---	---	254500	---	VEHICLE MAINTENANCE	0.00	0.00	1,587.62	0.00	0.00	1,587.62-	1,587.62-
10	E	---	3--	254900	---	PURCHASED SERVICES	3,575.00	0.00	0.00	0.00	0.00	3,575.00	3,575.00

Fd	T	Loc	Obj	Func	Prj	Obj	2022-23	May 2022-23	2022-23	2022-23	Encumbered	Unencumbered	Unexpended
							Revised Budget	Monthly Activity	FYTD Activity	FYTD %	Amount	Balance	Balance
10	E	---	4--	254900	---	NON-CAPITAL OBJECTS	51,925.00	0.00	17,144.38	33.02	329.55-	35,110.17	34,780.62
10	E	---	5--	254900	---	CAPITAL OBJECTS	39,000.00	0.00	7,492.98	19.21	0.00	31,507.02	31,507.02
10	E	---	---	254900	---	OTHER MAINTENANCE	94,500.00	0.00	24,637.36	26.07	329.55-	70,192.19	69,862.64
10	E	---	3--	255100	---	PURCHASED SERVICES	0.00	57,713.79	172,296.51	0.00	25,000.00	197,296.51-	172,296.51-
10	E	---	4--	255100	---	NON-CAPITAL OBJECTS	0.00	67.87	1,760.51	0.00	0.00	1,760.51-	1,760.51-
10	E	---	5--	255100	---	CAPITAL OBJECTS	0.00	0.00	42,564.11	0.00	0.00	42,564.11-	42,564.11-
10	E	---	---	255100	---	CONSTRUCTION	0.00	57,781.66	216,621.13	0.00	25,000.00	241,621.13-	216,621.13-
10	E	---	5--	255200	---	CAPITAL OBJECTS	0.00	0.00	33,605.30	0.00	0.00	33,605.30-	33,605.30-
10	E	---	---	255200	---	SITE REPAIRS	0.00	0.00	33,605.30	0.00	0.00	33,605.30-	33,605.30-
10	E	---	3--	255300	---	PURCHASED SERVICES	141,300.00	0.00	29,714.00	21.03	12,690.00	98,896.00	111,586.00
10	E	---	4--	255300	---	NON-CAPITAL OBJECTS	0.00	0.00	56,434.86	0.00	0.00	56,434.86-	56,434.86-
10	E	---	5--	255300	---	CAPITAL OBJECTS	25,000.00	0.00	80,181.65	320.73	200,000.00	255,181.65-	55,181.65-
10	E	---	---	255300	---	REMODELING	166,300.00	0.00	166,330.51	100.02	212,690.00	212,720.51-	30.51-
10	E	---	3--	255400	---	PURCHASED SERVICES	51,900.00	170.00	37,255.00	71.78	0.00	14,645.00	14,645.00
10	E	---	---	255400	---	RENTAL IN LIEU OF PURCHA	51,900.00	170.00	37,255.00	71.78	0.00	14,645.00	14,645.00
10	E	---	5--	256300	---	CAPITAL OBJECTS	0.00	0.00	37,219.00	0.00	0.00	37,219.00-	37,219.00-
10	E	---	---	256300	---	VEHICLE ACQUISITION	0.00	0.00	37,219.00	0.00	0.00	37,219.00-	37,219.00-
10	E	---	3--	256710	---	PURCHASED SERVICES	1,187,930.00	109,291.46	897,629.06	75.56	0.00	290,300.94	290,300.94
10	E	---	---	256710	---	CONTR TRANSPORTATION-FLE	1,187,930.00	109,291.46	897,629.06	75.56	0.00	290,300.94	290,300.94
10	E	---	3--	256720	---	PURCHASED SERVICES	15,000.00	951.96	10,068.69	67.12	0.00	4,931.31	4,931.31
10	E	---	---	256720	---	SHUTTLE SERVICE	15,000.00	951.96	10,068.69	67.12	0.00	4,931.31	4,931.31
10	E	---	3--	256741	---	PURCHASED SERVICES	17,000.00	2,079.53	21,070.04	123.94	0.00	4,070.04-	4,070.04-
10	E	---	---	256741	---	OTHER CO-CURRICULAR TRAV	17,000.00	2,079.53	21,070.04	123.94	0.00	4,070.04-	4,070.04-
10	E	---	3--	256742	---	PURCHASED SERVICES	109,180.00	14,391.04	123,607.53	113.21	0.00	14,427.53-	14,427.53-
10	E	---	---	256742	---	ATHLETIC TRANSPORTATION	109,180.00	14,391.04	123,607.53	113.21	0.00	14,427.53-	14,427.53-
10	E	---	3--	256770	---	PURCHASED SERVICES	28,000.00	2,731.52	22,598.78	80.71	0.00	5,401.22	5,401.22
10	E	---	---	256770	---	FIELD TRIPS	28,000.00	2,731.52	22,598.78	80.71	0.00	5,401.22	5,401.22
10	E	---	3--	259000	---	PURCHASED SERVICES	0.00	437.30	4,242.20	0.00	0.00	4,242.20-	4,242.20-
10	E	---	---	259000	---	OTHER BUSINESS ADMINISTR	0.00	437.30	4,242.20	0.00	0.00	4,242.20-	4,242.20-

Fd	T	Loc	Obj	Func	Prj	Obj	2022-23	May 2022-23	2022-23	2022-23	Encumbered	Unencumbered	Unexpended
							Revised Budget	Monthly Activity	FYTD Activity	FYTD %	Amount	Balance	Balance
10	E	---	3--	260000	---	PURCHASED SERVICES	111,800.00	7,114.08	99,606.57	89.09	0.00	12,193.43	12,193.43
10	E	---	4--	260000	---	NON-CAPITAL OBJECTS	29,000.00	105.86	31,928.34	110.10	146.84	3,075.18-	2,928.34-
10	E	---	---	260000	---	CENTRAL SERVICES	140,800.00	7,219.94	131,534.91	93.42	146.84	9,118.25	9,265.09
10	E	---	1--	264400	---	SALARIES	0.00	0.00	33.52	0.00	0.00	33.52-	33.52-
10	E	---	2--	264400	---	EMPLOYEE BENEFITS	0.00	0.00	4.39	0.00	0.00	4.39-	4.39-
10	E	---	3--	264400	---	PURCHASED SERVICES	0.00	0.00	243.04	0.00	0.00	243.04-	243.04-
10	E	---	---	264400	---	NONINSTRUCTIONAL STAFF T	0.00	0.00	280.95	0.00	0.00	280.95-	280.95-
10	E	---	7--	270000	---	INSURANCE AND JUDGEMENTS	163,158.00	45,453.60	106,830.80	65.48	0.00	56,327.20	56,327.20
10	E	---	---	270000	---	INSURANCE AND JUDGMENTS	163,158.00	45,453.60	106,830.80	65.48	0.00	56,327.20	56,327.20
10	E	---	6--	283000	---	DEBT REITREMENT	40,000.00	0.00	13,222.20	33.06	0.00	26,777.80	26,777.80
10	E	---	---	283000	---	OPERATIONAL DEBT	40,000.00	0.00	13,222.20	33.06	0.00	26,777.80	26,777.80
10	E	---	2--	292000	---	EMPLOYEE BENEFITS	210,000.00	0.00	0.00	0.00	0.00	210,000.00	210,000.00
10	E	---	---	292000	---	OTHER RETIREE PAYMENTS	210,000.00	0.00	0.00	0.00	0.00	210,000.00	210,000.00
10	E	---	1--	295000	---	SALARIES	183,598.00	22,977.85	208,145.74	113.37	0.00	24,547.74-	24,547.74-
10	E	---	2--	295000	---	EMPLOYEE BENEFITS	94,635.00	10,241.47	96,012.38	101.46	0.00	1,377.38-	1,377.38-
10	E	---	3--	295000	---	PURCHASED SERVICES	156,907.00	11,915.57	266,093.16	169.59	6,069.00	115,255.16-	109,186.16-
10	E	---	4--	295000	---	NON-CAPITAL OBJECTS	67,710.00	2,414.02	105,149.46	155.29	10,392.16	47,831.62-	37,439.46-
10	E	---	5--	295000	---	CAPITAL OBJECTS	0.00	0.00	28,753.50	0.00	7,765.00	36,518.50-	28,753.50-
10	E	---	---	295000	---	ADMINISTRATIVE TECHNOLOG	502,850.00	47,548.91	704,154.24	140.03	24,226.16	225,530.40-	201,304.24-
10	E	---	2--	299000	---	EMPLOYEE BENEFITS	40,000.00	0.00	0.00	0.00	0.00	40,000.00	40,000.00
10	E	---	3--	299000	---	PURCHASED SERVICES	4,247.00	3,710.00	7,770.25	182.96	0.00	3,523.25-	3,523.25-
10	E	---	---	299000	---	MISCELLANEOUS	44,247.00	3,710.00	7,770.25	17.56	0.00	36,476.75	36,476.75
10	E	---	---	2-----	---	SUPPORT SERVICES	9,201,231.00	859,056.09	8,448,020.54	91.81	759,395.88	6,185.42-	753,210.46
10	E	---	8--	411000	---	OPERATING TRANSFER - OUT	11,073,287.00	15,000.00	15,000.00	0.14	0.00	11,058,287.00	11,058,287.00
10	E	---	---	411000	---	TRANSFER FROM FUND 10	11,073,287.00	15,000.00	15,000.00	0.14	0.00	11,058,287.00	11,058,287.00
10	E	---	3--	431000	---	PURCHASED SERVICES	5,000.00	0.00	9,540.17	190.80	0.00	4,540.17-	4,540.17-
10	E	---	---	431000	---	GENERAL TUITION PAYMENTS	5,000.00	0.00	9,540.17	190.80	0.00	4,540.17-	4,540.17-
10	E	---	3--	435000	---	PURCHASED SERVICES	380,000.00	0.00	0.00	0.00	0.00	380,000.00	380,000.00
10	E	---	---	435000	---	OPEN ENROLLMENT PAYMENTS	380,000.00	0.00	0.00	0.00	0.00	380,000.00	380,000.00

Fd	T	Loc	Obj	Func	Prj	Obj	2022-23	May 2022-23	2022-23	2022-23	Encumbered	Unencumbered	Unexpended
							Revised Budget	Monthly Activity	FYTD Activity	FYTD %	Amount	Balance	Balance
10	E	---	3--	438000	---	PURCHASED SERVICES	284,091.00	0.00	0.00	0.00	0.00	284,091.00	284,091.00
10	E	---	---	438000	---	GENERAL AID REDUCTION	284,091.00	0.00	0.00	0.00	0.00	284,091.00	284,091.00
10	E	---	9--	491000	---	OTHER EXPENDITURES	0.00	0.00	1,712.11	0.00	0.00	1,712.11-	1,712.11-
10	E	---	---	491000	---	SPEC REV TRANSFERS TO OT	0.00	0.00	1,712.11	0.00	0.00	1,712.11-	1,712.11-
10	E	---	---	4-----	---	NON-PROGRAM TRANSACTIONS	11,742,378.00	15,000.00	26,252.28	0.22	0.00	11,716,125.72	11,716,125.72
10	-	---	---	-----	---	GENERAL FUND	33,719,803.00	1,951,195.48	17,928,321.59	53.17	844,560.25	14,946,921.16	15,791,481.41

Fd	T	Loc	Obj	Func	Prj	Obj	2022-23	May 2022-23	2022-23	2022-23	Encumbered	Unencumbered	Unexpended
							Revised Budget	Monthly Activity	FYTD Activity	FYTD %	Amount	Balance	Balance
21	E	---	4--	110000	---	NON-CAPITAL OBJECTS	0.00	798.11	1,002.10	0.00	333.85	1,335.95-	1,002.10-
21	E	---	---	110000	---	UNDIFFERENTIATED CURRICU	0.00	798.11	1,002.10	0.00	333.85	1,335.95-	1,002.10-
21	E	---	1--	120000	---	SALARIES	0.00	0.00	350.00	0.00	0.00	350.00-	350.00-
21	E	---	2--	120000	---	EMPLOYEE BENEFITS	0.00	0.00	49.53	0.00	0.00	49.53-	49.53-
21	E	---	3--	120000	---	PURCHASED SERVICES	0.00	18,554.15	33,832.59	0.00	0.00	33,832.59-	33,832.59-
21	E	---	4--	120000	---	NON-CAPITAL OBJECTS	0.00	8,218.65	86,028.49	0.00	1,543.98	87,572.47-	86,028.49-
21	E	---	9--	120000	---	OTHER EXPENDITURES	0.00	380.50	4,595.50	0.00	0.00	4,595.50-	4,595.50-
21	E	---	---	120000	---	REGULAR CURRICULUM	0.00	27,153.30	124,856.11	0.00	1,543.98	126,400.09-	124,856.11-
21	E	---	4--	121000	---	NON-CAPITAL OBJECTS	0.00	0.00	2,799.16	0.00	0.00	2,799.16-	2,799.16-
21	E	---	---	121000	---	ART	0.00	0.00	2,799.16	0.00	0.00	2,799.16-	2,799.16-
21	E	---	4--	123219	---	NON-CAPITAL OBJECTS	0.00	0.00	0.00	0.00	380.17	380.17-	0.00
21	E	---	---	123219	---	SPANISH	0.00	0.00	0.00	0.00	380.17	380.17-	0.00
21	E	---	4--	125400	---	NON-CAPITAL OBJECTS	0.00	0.00	0.00	0.00	554.13	554.13-	0.00
21	E	---	---	125400	---	VOCAL MUSIC	0.00	0.00	0.00	0.00	554.13	554.13-	0.00
21	E	---	5--	125500	---	CAPITAL OBJECTS	0.00	129.68	129.68	0.00	1,650.99	1,780.67-	129.68-
21	E	---	---	125500	---	INSTRUMENTAL MUSIC	0.00	129.68	129.68	0.00	1,650.99	1,780.67-	129.68-
21	E	---	4--	126000	---	NON-CAPITAL OBJECTS	0.00	0.00	2,299.59	0.00	362.44	2,662.03-	2,299.59-
21	E	---	---	126000	---	SCIENCE	0.00	0.00	2,299.59	0.00	362.44	2,662.03-	2,299.59-
21	E	---	4--	135000	---	NON-CAPITAL OBJECTS	0.00	0.00	999.00	0.00	0.00	999.00-	999.00-
21	E	---	---	135000	---	HOME ECONOMICS	0.00	0.00	999.00	0.00	0.00	999.00-	999.00-
21	E	---	4--	136000	---	NON-CAPITAL OBJECTS	0.00	1,278.97	6,743.81	0.00	345.97	7,089.78-	6,743.81-
21	E	---	5--	136000	---	CAPITAL OBJECTS	0.00	0.00	0.00	0.00	5,069.00	5,069.00-	0.00
21	E	---	---	136000	---	TECHNOLOGY EDUCATION	0.00	1,278.97	6,743.81	0.00	5,414.97	12,158.78-	6,743.81-
21	E	---	---	1-----	---	INSTRUCTION	0.00	29,360.06	138,829.45	0.00	10,240.53	149,069.98-	138,829.45-
21	E	---	4--	214000	---	NON-CAPITAL OBJECTS	0.00	38.60	2,035.00	0.00	0.00	2,035.00-	2,035.00-
21	E	---	---	214000	---	PUPIL SERVICES - NURSE	0.00	38.60	2,035.00	0.00	0.00	2,035.00-	2,035.00-
21	E	---	4--	219000	---	NON-CAPITAL OBJECTS	0.00	0.00	11,494.98	0.00	0.00	11,494.98-	11,494.98-
21	E	---	---	219000	---	OTHER PUPIL SERVICES	0.00	0.00	11,494.98	0.00	0.00	11,494.98-	11,494.98-

Fd	T	Loc	Obj	Func	Prj	Obj	2022-23	May 2022-23	2022-23	2022-23	Encumbered	Unencumbered	Unexpended
							Revised Budget	Monthly Activity	FYTD Activity	FYTD %	Amount	Balance	Balance
21	E	---	3--	240000	---	PURCHASED SERVICES	0.00	5,701.00	39,635.37	0.00	0.00	39,635.37-	39,635.37-
21	E	---	4--	240000	---	NON-CAPITAL OBJECTS	0.00	24,151.86	232,747.65	0.00	503.89	233,251.54-	232,747.65-
21	E	---	9--	240000	---	OTHER EXPENDITURES	0.00	16,406.00	31,561.77	0.00	0.00	31,561.77-	31,561.77-
21	E	---	---	240000	---	BUILDING ADMINISTRATION	0.00	46,258.86	303,944.79	0.00	503.89	304,448.68-	303,944.79-
21	E	---	5--	255100	---	CAPITAL OBJECTS	0.00	0.00	1,601.00	0.00	13,840.00	15,441.00-	1,601.00-
21	E	---	---	255100	---	CONSTRUCTION	0.00	0.00	1,601.00	0.00	13,840.00	15,441.00-	1,601.00-
21	E	---	5--	255200	---	CAPITAL OBJECTS	0.00	0.00	44,486.70	0.00	32,993.80-	11,492.90-	44,486.70-
21	E	---	---	255200	---	SITE REPAIRS	0.00	0.00	44,486.70	0.00	32,993.80-	11,492.90-	44,486.70-
21	E	---	3--	256770	---	PURCHASED SERVICES	0.00	1,180.26	11,021.33	0.00	0.00	11,021.33-	11,021.33-
21	E	---	---	256770	---	FIELD TRIPS	0.00	1,180.26	11,021.33	0.00	0.00	11,021.33-	11,021.33-
21	E	---	5--	295000	---	CAPITAL OBJECTS	0.00	2,594.42	12,430.29	0.00	0.00	12,430.29-	12,430.29-
21	E	---	---	295000	---	ADMINISTRATIVE TECHNOLOG	0.00	2,594.42	12,430.29	0.00	0.00	12,430.29-	12,430.29-
21	E	---	---	2-----	---	SUPPORT SERVICES	0.00	50,072.14	387,014.09	0.00	18,649.91-	368,364.18-	387,014.09-
21	E	---	3--	450000	---	PURCHASED SERVICES	0.00	0.00	54,987.64	0.00	0.00	54,987.64-	54,987.64-
21	E	---	---	450000	---	POST-SECONDARY SCHOLARSH	0.00	0.00	54,987.64	0.00	0.00	54,987.64-	54,987.64-
21	E	---	---	4-----	---	NON-PROGRAM TRANSACTIONS	0.00	0.00	54,987.64	0.00	0.00	54,987.64-	54,987.64-
21	-	---	---	-----	---	GIFT FUND	0.00	79,432.20	580,831.18	0.00	8,409.38-	572,421.80-	580,831.18-

Fd	T	Loc	Obj	Func	Prj	Obj	2022-23	May 2022-23	2022-23	2022-23	Encumbered	Unencumbered	Unexpended
							Revised Budget	Monthly Activity	FYTD Activity	FYTD %	Amount	Balance	Balance
27	E	---	1--	152000	---	SALARIES	47,900.00	3,991.68	35,925.12	75.00	0.00	11,974.88	11,974.88
27	E	---	2--	152000	---	EMPLOYEE BENEFITS	7,036.61	590.38	5,265.52	74.83	0.00	1,771.09	1,771.09
27	E	---	4--	152000	---	NON-CAPITAL OBJECTS	15,500.00	0.00	1,405.90	9.07	0.00	14,094.10	14,094.10
27	E	---	9--	152000	---	OTHER EXPENDITURES	950.00	0.00	1,550.00	163.16	0.00	600.00-	600.00-
27	E	---	---	152000	---	EARLY CHILDHOOD	71,386.61	4,582.06	44,146.54	61.84	0.00	27,240.07	27,240.07
27	E	---	4--	156100	---	NON-CAPITAL OBJECTS	0.00	0.00	0.00	0.00	3,068.99	3,068.99-	0.00
27	E	---	---	156100	---	HEARING IMPAIRMENT DEAF/	0.00	0.00	0.00	0.00	3,068.99	3,068.99-	0.00
27	E	---	1--	156110	---	SALARIES	31,852.00	3,761.87	31,073.18	97.55	0.00	778.82	778.82
27	E	---	2--	156110	---	EMPLOYEE BENEFITS	16,449.00	1,443.44	15,025.52	91.35	0.00	1,423.48	1,423.48
27	E	---	---	156110	---	HEARING IMPAIRMENT	48,301.00	5,205.31	46,098.70	95.44	0.00	2,202.30	2,202.30
27	E	---	1--	156600	---	SALARIES	537,032.00	39,822.02	397,296.86	73.98	0.00	139,735.14	139,735.14
27	E	---	2--	156600	---	EMPLOYEE BENEFITS	265,242.00	20,579.25	197,136.80	74.32	0.00	68,105.20	68,105.20
27	E	---	3--	156600	---	PURCHASED SERVICES	800.00	252.58	1,661.19	207.65	0.00	861.19-	861.19-
27	E	---	4--	156600	---	NON-CAPITAL OBJECTS	5,200.00	330.25	7,906.44	152.05	1,027.39	3,733.83-	2,706.44-
27	E	---	9--	156600	---	OTHER EXPENDITURES	1,060.00	0.00	900.00	84.91	0.00	160.00	160.00
27	E	---	---	156600	---	SPEECH/LANGUAGE	809,334.00	60,984.10	604,901.29	74.74	1,027.39	203,405.32	204,432.71
27	E	---	3--	156700	---	PURCHASED SERVICES	0.00	1,389.75	15,732.96	0.00	0.00	15,732.96-	15,732.96-
27	E	---	---	156700	---	VISUALLY IMPAIRED	0.00	1,389.75	15,732.96	0.00	0.00	15,732.96-	15,732.96-
27	E	---	1--	158700	---	SALARIES	2,527,215.00	186,609.21	1,817,298.91	71.91	0.00	709,916.09	709,916.09
27	E	---	2--	158700	---	EMPLOYEE BENEFITS	1,380,507.39	104,675.31	987,077.54	71.50	0.00	393,429.85	393,429.85
27	E	---	3--	158700	---	PURCHASED SERVICES	21,000.00	0.00	17,327.49	82.51	0.00	3,672.51	3,672.51
27	E	---	4--	158700	---	NON-CAPITAL OBJECTS	112,500.00	1,617.95	86,769.86	77.13	10,035.99	15,694.15	25,730.14
27	E	---	5--	158700	---	CAPITAL OBJECTS	7,000.00	0.00	6,552.00	93.60	0.00	448.00	448.00
27	E	---	9--	158700	---	OTHER EXPENDITURES	1,000.00	0.00	539.00	53.90	0.00	461.00	461.00
27	E	---	---	158700	---	CROSS CATEGORICAL	4,049,222.39	292,902.47	2,915,564.80	72.00	10,035.99	1,123,621.60	1,133,657.59
27	E	---	4--	158777	---	NON-CAPITAL OBJECTS	0.00	0.00	209.43	0.00	23.22	232.65-	209.43-
27	E	---	---	158777	---	RVA CROSS CATEGORICAL	0.00	0.00	209.43	0.00	23.22	232.65-	209.43-
27	E	---	9--	159100	---	OTHER EXPENDITURES	2,000.00	0.00	2,406.00	120.30	0.00	406.00-	406.00-
27	E	---	---	159100	---	SPECIAL ED ASSISTANTS	2,000.00	0.00	2,406.00	120.30	0.00	406.00-	406.00-
27	E	---	1--	159180	---	SALARIES	776,579.00	98,418.38	773,484.05	99.60	0.00	3,094.95	3,094.95
27	E	---	2--	159180	---	EMPLOYEE BENEFITS	488,464.00	57,815.46	449,856.00	92.10	0.00	38,608.00	38,608.00
27	E	---	---	159180	---	CROSS CATEGORICAL - ASST	1,265,043.00	156,233.84	1,223,340.05	96.70	0.00	41,702.95	41,702.95

Fd	T	Loc	Obj	Func	Prj	Obj	2022-23	May 2022-23	2022-23	2022-23	Encumbered	Unencumbered	Unexpended
							Revised Budget	Monthly Activity	FYTD Activity	FYTD %	Amount	Balance	Balance
27	E	---	1--	159300	---	SALARIES	29,583.00	1,761.10	15,754.40	53.25	0.00	13,828.60	13,828.60
27	E	---	2--	159300	---	EMPLOYEE BENEFITS	15,970.00	559.28	4,818.57	30.17	0.00	11,151.43	11,151.43
27	E	---	4--	159300	---	NON-CAPITAL OBJECTS	0.00	0.00	293.03	0.00	0.00	293.03-	293.03-
27	E	---	---	159300	---	ADAPTIVE PHY ED	45,553.00	2,320.38	20,866.00	45.81	0.00	24,687.00	24,687.00
27	E	---	---	1-----	---	INSTRUCTION	6,290,840.00	523,617.91	4,873,265.77	77.47	14,155.59	1,403,418.64	1,417,574.23
27	E	---	1--	212000	---	SALARIES	75,150.00	6,379.18	57,132.73	76.02	0.00	18,017.27	18,017.27
27	E	---	2--	212000	---	EMPLOYEE BENEFITS	51,113.00	4,066.09	35,726.05	69.90	0.00	15,386.95	15,386.95
27	E	---	3--	212000	---	PURCHASED SERVICES	0.00	0.00	107.44	0.00	0.00	107.44-	107.44-
27	E	---	9--	212000	---	OTHER EXPENDITURES	0.00	0.00	95.00	0.00	0.00	95.00-	95.00-
27	E	---	---	212000	---	SOCIAL WORK	126,263.00	10,445.27	93,061.22	73.70	0.00	33,201.78	33,201.78
27	E	---	1--	215000	---	SALARIES	459,749.00	44,572.44	442,419.28	96.23	0.00	17,329.72	17,329.72
27	E	---	2--	215000	---	EMPLOYEE BENEFITS	208,938.00	20,294.60	194,283.52	92.99	0.00	14,654.48	14,654.48
27	E	---	3--	215000	---	PURCHASED SERVICES	0.00	0.00	68.20	0.00	0.00	68.20-	68.20-
27	E	---	4--	215000	---	NON-CAPITAL OBJECTS	3,000.00	0.00	3,856.66	128.56	0.00	856.66-	856.66-
27	E	---	---	215000	---	PSYCHOLOGICAL SERVICES	671,687.00	64,867.04	640,627.66	95.38	0.00	31,059.34	31,059.34
27	E	---	3--	215200	---	PURCHASED SERVICES	3,590.00	244.15	1,477.48	41.16	0.00	2,112.52	2,112.52
27	E	---	4--	215200	---	NON-CAPITAL OBJECTS	3,850.00	0.00	3,957.07	102.78	132.54	239.61-	107.07-
27	E	---	9--	215200	---	OTHER EXPENDITURES	0.00	0.00	125.00	0.00	0.00	125.00-	125.00-
27	E	---	---	215200	---	DIRECT PSYCHOLOGICAL SER	7,440.00	244.15	5,559.55	74.73	132.54	1,747.91	1,880.45
27	E	---	1--	218100	---	SALARIES	228,397.00	21,389.91	211,703.97	92.69	0.00	16,693.03	16,693.03
27	E	---	2--	218100	---	EMPLOYEE BENEFITS	81,493.00	8,225.27	73,213.34	89.84	0.00	8,279.66	8,279.66
27	E	---	3--	218100	---	PURCHASED SERVICES	600.00	1,756.25	7,321.19	1,220.20	0.00	6,721.19-	6,721.19-
27	E	---	4--	218100	---	NON-CAPITAL OBJECTS	5,000.00	5.48	3,232.54	64.65	76.26	1,691.20	1,767.46
27	E	---	9--	218100	---	OTHER EXPENDITURES	310.00	0.00	275.00	88.71	0.00	35.00	35.00
27	E	---	---	218100	---	OCCUPATIONAL THERAPY	315,800.00	31,376.91	295,746.04	93.65	76.26	19,977.70	20,053.96
27	E	---	1--	218200	---	SALARIES	69,728.00	5,810.68	52,296.12	75.00	0.00	17,431.88	17,431.88
27	E	---	2--	218200	---	EMPLOYEE BENEFITS	36,528.00	2,954.10	26,327.87	72.08	0.00	10,200.13	10,200.13
27	E	---	3--	218200	---	PURCHASED SERVICES	600.00	5,229.19	16,728.88	2,788.15	0.00	16,128.88-	16,128.88-
27	E	---	4--	218200	---	NON-CAPITAL OBJECTS	3,000.00	399.99	1,149.29	38.31	297.33	1,553.38	1,850.71
27	E	---	5--	218200	---	CAPITAL OBJECTS	0.00	0.00	0.00	0.00	4,691.25	4,691.25-	0.00
27	E	---	---	218200	---	PHYSICAL THERAPY	109,856.00	14,393.96	96,502.16	87.84	4,988.58	8,365.26	13,353.84
27	E	---	3--	219000	---	PURCHASED SERVICES	0.00	0.00	250.00	0.00	0.00	250.00-	250.00-
27	E	---	4--	219000	---	NON-CAPITAL OBJECTS	0.00	0.00	2,720.62	0.00	0.00	2,720.62-	2,720.62-

Fd	T	Loc	Obj	Func	Prj	Obj	2022-23	May 2022-23	2022-23	2022-23	Encumbered	Unencumbered	Unexpended
							Revised Budget	Monthly Activity	FYTD Activity	FYTD %	Amount	Balance	Balance
27	E	---	---	219000	---	OTHER PUPIL SERVICES	0.00	0.00	2,970.62	0.00	0.00	2,970.62-	2,970.62-
27	E	---	1--	221200	---	SALARIES	0.00	46.00	2,016.79	0.00	0.00	2,016.79-	2,016.79-
27	E	---	2--	221200	---	EMPLOYEE BENEFITS	0.00	6.46	277.43	0.00	0.00	277.43-	277.43-
27	E	---	---	221200	---	CURRICULUM DEVELOPMENT	0.00	52.46	2,294.22	0.00	0.00	2,294.22-	2,294.22-
27	E	---	1--	221300	---	SALARIES	0.00	1,122.28	45,270.17	0.00	0.00	45,270.17-	45,270.17-
27	E	---	2--	221300	---	EMPLOYEE BENEFITS	5,000.00	156.83	9,545.76	190.92	0.00	4,545.76-	4,545.76-
27	E	---	3--	221300	---	PURCHASED SERVICES	30,500.00	2,496.38	12,227.96	40.09	0.00	18,272.04	18,272.04
27	E	---	4--	221300	---	NON-CAPITAL OBJECTS	6,000.00	0.00	2,623.59	43.73	1,000.00	2,376.41	3,376.41
27	E	---	---	221300	---	INSTRUCTIONAL STAFF TRAI	41,500.00	3,775.49	69,667.48	167.87	1,000.00	29,167.48-	28,167.48-
27	E	---	1--	221900	---	SALARIES	0.00	6,484.00	10,180.31	0.00	0.00	10,180.31-	10,180.31-
27	E	---	2--	221900	---	EMPLOYEE BENEFITS	0.00	914.27	1,421.13	0.00	0.00	1,421.13-	1,421.13-
27	E	---	4--	221900	---	NON-CAPITAL OBJECTS	3,500.00	567.23	1,332.00	38.06	143.48	2,024.52	2,168.00
27	E	---	---	221900	---	OTHER IMPROVEMENT OF INS	3,500.00	7,965.50	12,933.44	369.53	143.48	9,576.92-	9,433.44-
27	E	---	1--	223300	---	SALARIES	114,893.00	9,574.42	105,318.62	91.67	0.00	9,574.38	9,574.38
27	E	---	2--	223300	---	EMPLOYEE BENEFITS	28,631.00	2,360.03	25,629.31	89.52	0.00	3,001.69	3,001.69
27	E	---	3--	223300	---	PURCHASED SERVICES	3,500.00	0.00	0.00	0.00	0.00	3,500.00	3,500.00
27	E	---	4--	223300	---	NON-CAPITAL OBJECTS	1,000.00	0.00	0.00	0.00	0.00	1,000.00	1,000.00
27	E	---	---	223300	---	SUP/COOR EXCEPTIONAL EDU	148,024.00	11,934.45	130,947.93	88.46	0.00	17,076.07	17,076.07
27	E	---	1--	223390	---	SALARIES	45,289.00	3,705.32	40,307.06	89.00	0.00	4,981.94	4,981.94
27	E	---	2--	223390	---	EMPLOYEE BENEFITS	29,349.00	2,608.98	26,317.67	89.67	0.00	3,031.33	3,031.33
27	E	---	3--	223390	---	PURCHASED SERVICES	0.00	0.00	4,485.00	0.00	0.00	4,485.00-	4,485.00-
27	E	---	4--	223390	---	NON-CAPITAL OBJECTS	0.00	0.00	153.03	0.00	0.00	153.03-	153.03-
27	E	---	---	223390	---	SPECIAL ED SUPERIVSION &	74,638.00	6,314.30	71,262.76	95.48	0.00	3,375.24	3,375.24
27	E	---	3--	252000	---	PURCHASED SERVICES	0.00	0.00	11,298.00	0.00	0.00	11,298.00-	11,298.00-
27	E	---	---	252000	---	FISCAL	0.00	0.00	11,298.00	0.00	0.00	11,298.00-	11,298.00-
27	E	---	4--	254410	---	NON-CAPITAL OBJECTS	0.00	0.00	21.00	0.00	0.00	21.00-	21.00-
27	E	---	---	254410	---	INSTRUCTIONAL EQUIPMENT	0.00	0.00	21.00	0.00	0.00	21.00-	21.00-
27	E	---	5--	255200	---	CAPITAL OBJECTS	50,000.00	0.00	23,465.30	46.93	35,670.48	9,135.78-	26,534.70
27	E	---	---	255200	---	SITE REPAIRS	50,000.00	0.00	23,465.30	46.93	35,670.48	9,135.78-	26,534.70
27	E	---	3--	255400	---	PURCHASED SERVICES	10,000.00	0.00	9,168.75	91.69	0.00	831.25	831.25
27	E	---	---	255400	---	RENTAL IN LIEU OF PURCHA	10,000.00	0.00	9,168.75	91.69	0.00	831.25	831.25

Fd	T	Loc	Obj	Func	Prj	Obj	2022-23	May 2022-23	2022-23	2022-23	Encumbered	Unencumbered	Unexpended
							Revised Budget	Monthly Activity	FYTD Activity	FYTD %	Amount	Balance	Balance
27	E	---	1--	256250	---	SALARIES	60,934.00	7,310.86	58,376.06	95.80	0.00	2,557.94	2,557.94
27	E	---	2--	256250	---	EMPLOYEE BENEFITS	46,936.00	4,923.48	42,357.19	90.24	0.00	4,578.81	4,578.81
27	E	---	3--	256250	---	PURCHASED SERVICES	27,000.00	2,030.76	23,613.70	87.46	0.00	3,386.30	3,386.30
27	E	---	4--	256250	---	NON-CAPITAL OBJECTS	1,000.00	0.00	0.00	0.00	0.00	1,000.00	1,000.00
27	E	---	9--	256250	---	OTHER EXPENDITURES	0.00	10.00	10.00	0.00	0.00	10.00-	10.00-
27	E	---	---	256250	---	SP ED TRANSPORTATION - D	135,870.00	14,275.10	124,356.95	91.53	0.00	11,513.05	11,513.05
27	E	---	3--	256600	---	PURCHASED SERVICES	0.00	2,665.11	6,810.58	0.00	0.00	6,810.58-	6,810.58-
27	E	---	---	256600	---	VEHICLE SERVICING	0.00	2,665.11	6,810.58	0.00	0.00	6,810.58-	6,810.58-
27	E	---	3--	256750	---	PURCHASED SERVICES	0.00	1,824.00	13,746.00	0.00	0.00	13,746.00-	13,746.00-
27	E	---	---	256750	---	CONTRACTED SP ED TRANSP-	0.00	1,824.00	13,746.00	0.00	0.00	13,746.00-	13,746.00-
27	E	---	3--	256770	---	PURCHASED SERVICES	4,000.00	0.00	314.16	7.85	0.00	3,685.84	3,685.84
27	E	---	---	256770	---	FIELD TRIPS	4,000.00	0.00	314.16	7.85	0.00	3,685.84	3,685.84
27	E	---	7--	256800	---	INSURANCE AND JUDGEMENTS	2,000.00	0.00	2,386.00	119.30	0.00	386.00-	386.00-
27	E	---	---	256800	---	INSURANCE SERVICES	2,000.00	0.00	2,386.00	119.30	0.00	386.00-	386.00-
27	E	---	3--	259000	---	PURCHASED SERVICES	0.00	0.00	890.56	0.00	0.00	890.56-	890.56-
27	E	---	---	259000	---	OTHER BUSINESS ADMINISTR	0.00	0.00	890.56	0.00	0.00	890.56-	890.56-
27	E	---	3--	263300	---	PURCHASED SERVICES	2,000.00	0.00	2,660.82	133.04	0.00	660.82-	660.82-
27	E	---	---	263300	---	PUBLIC INFORMATION	2,000.00	0.00	2,660.82	133.04	0.00	660.82-	660.82-
27	E	---	3--	264400	---	PURCHASED SERVICES	0.00	327.98	2,549.03	0.00	1,350.00	3,899.03-	2,549.03-
27	E	---	---	264400	---	NONINSTRUCTIONAL STAFF T	0.00	327.98	2,549.03	0.00	1,350.00	3,899.03-	2,549.03-
27	E	---	---	2-----	---	SUPPORT SERVICES	1,702,578.00	170,461.72	1,619,240.23	95.11	43,361.34	39,976.43	83,337.77
27	E	---	3--	436611	---	PURCHASED SERVICES	75,206.00	0.00	36,719.00	48.82	0.00	38,487.00	38,487.00
27	E	---	---	436611	---	HEARING IMPAIRMENT	75,206.00	0.00	36,719.00	48.82	0.00	38,487.00	38,487.00
27	E	---	3--	436670	---	PURCHASED SERVICES	0.00	0.00	18,755.00	0.00	0.00	18,755.00-	18,755.00-
27	E	---	---	436670	---	VISUAL IMPAIRMENT	0.00	0.00	18,755.00	0.00	0.00	18,755.00-	18,755.00-
27	E	---	---	4-----	---	NON-PROGRAM TRANSACTIONS	75,206.00	0.00	55,474.00	73.76	0.00	19,732.00	19,732.00
27	-	---	---	-----	---	SPECIAL EDUCATION FUND	8,068,624.00	694,079.63	6,547,980.00	81.15	57,516.93	1,463,127.07	1,520,644.00

Fd	T	Loc	Obj	Func	Prj	Obj	2022-23	May 2022-23	2022-23	2022-23	Encumbered	Unencumbered	Unexpended
							Revised Budget	Monthly Activity	FYTD Activity	FYTD %	Amount	Balance	Balance
38	E	---	6--	281000	---	DEBT REITREMENT	85,737.00	0.00	85,736.60	100.00	0.00	0.40	0.40
38	E	---	---	281000	---	LONG-TERM CAPITAL DEBT	85,737.00	0.00	85,736.60	100.00	0.00	0.40	0.40
38	E	---	---	2-----	---	SUPPORT SERVICES	85,737.00	0.00	85,736.60	100.00	0.00	0.40	0.40
38	-	---	---	-----	---	Non-Referendum Debt Serv	85,737.00	0.00	85,736.60	100.00	0.00	0.40	0.40

Fd	T	Loc	Obj	Func	Prj	Obj	2022-23	May 2022-23	2022-23	2022-23	Encumbered	Unencumbered	Unexpended
							Revised Budget	Monthly Activity	FYTD Activity	FYTD %	Amount	Balance	Balance
39	E	---	6--	281000	---	DEBT RETIREMENT	112,200.00	0.00	112,200.00	100.00	0.00	0.00	0.00
39	E	---	---	281000	---	LONG-TERM CAPITAL DEBT	112,200.00	0.00	112,200.00	100.00	0.00	0.00	0.00
39	E	---	---	2-----	---	SUPPORT SERVICES	112,200.00	0.00	112,200.00	100.00	0.00	0.00	0.00
39	-	---	---	-----	---	REFERENDUM APPROVED DEBT	112,200.00	0.00	112,200.00	100.00	0.00	0.00	0.00

Fd	T	Loc	Obj	Func	Prj	Obj	2022-23	May 2022-23	2022-23	2022-23	Encumbered	Unencumbered	Unexpended
							Revised Budget	Monthly Activity	FYTD Activity	FYTD %	Amount	Balance	Balance
49	E	---	3--	255300	---	PURCHASED SERVICES	0.00	0.00	179,085.73	0.00	53,074.84-	126,010.89-	179,085.73-
49	E	---	4--	255300	---	NON-CAPITAL OBJECTS	789,225.00	0.00	10,461.90	1.33	0.00	778,763.10	778,763.10
49	E	---	5--	255300	---	CAPITAL OBJECTS	0.00	0.00	370,701.57	0.00	306,445.70	677,147.27-	370,701.57-
49	E	---	---	255300	---	REMODELING	789,225.00	0.00	560,249.20	70.99	253,370.86	24,395.06-	228,975.80
49	E	---	7--	270000	---	INSURANCE AND JUDGEMENTS	0.00	0.00	743.00	0.00	0.00	743.00-	743.00-
49	E	---	---	270000	---	INSURANCE AND JUDGMENTS	0.00	0.00	743.00	0.00	0.00	743.00-	743.00-
49	E	---	---	2-----	---	SUPPORT SERVICES	789,225.00	0.00	560,992.20	71.08	253,370.86	25,138.06-	228,232.80
49	-	---	---	-----	---	OTHER CAPITAL PROJECTS F	789,225.00	0.00	560,992.20	71.08	253,370.86	25,138.06-	228,232.80

Fd	T	Loc	Obj	Func	Prj	Obj	2022-23	May 2022-23	2022-23	2022-23	Encumbered	Unencumbered	Unexpended
							Revised Budget	Monthly Activity	FYTD Activity	FYTD %	Amount	Balance	Balance
50	E	---	3--	254300	---	PURCHASED SERVICES	0.00	0.00	3,163.00	0.00	0.00	3,163.00-	3,163.00-
50	E	---	---	254300	---	BUILDING REPAIRS	0.00	0.00	3,163.00	0.00	0.00	3,163.00-	3,163.00-
50	E	---	1--	257000	---	SALARIES	79,958.00	9,952.30	37,742.14	47.20	0.00	42,215.86	42,215.86
50	E	---	2--	257000	---	EMPLOYEE BENEFITS	55,341.00	5,023.83	14,996.43	27.10	0.00	40,344.57	40,344.57
50	E	---	3--	257000	---	PURCHASED SERVICES	1,155,000.00	2,734.10	923,833.02	79.99	0.00	231,166.98	231,166.98
50	E	---	4--	257000	---	NON-CAPITAL OBJECTS	0.00	140.08	48,723.33	0.00	161.00-	48,562.33-	48,723.33-
50	E	---	5--	257000	---	CAPITAL OBJECTS	0.00	0.00	306,135.00	0.00	8,726.50	314,861.50-	306,135.00-
50	E	---	9--	257000	---	OTHER EXPENDITURES	0.00	502.89	3,819.46	0.00	0.00	3,819.46-	3,819.46-
50	E	---	---	257000	---	FOOD SERVICES	1,290,299.00	18,353.20	1,335,249.38	103.48	8,565.50	53,515.88-	44,950.38-
50	E	---	3--	264400	---	PURCHASED SERVICES	0.00	10.00	10.00	0.00	0.00	10.00-	10.00-
50	E	---	---	264400	---	NONINSTRUCTIONAL STAFF T	0.00	10.00	10.00	0.00	0.00	10.00-	10.00-
50	E	---	3--	295000	---	PURCHASED SERVICES	0.00	0.00	6,619.00	0.00	0.00	6,619.00-	6,619.00-
50	E	---	---	295000	---	ADMINISTRATIVE TECHNOLOG	0.00	0.00	6,619.00	0.00	0.00	6,619.00-	6,619.00-
50	E	---	---	2-----	---	SUPPORT SERVICES	1,290,299.00	18,363.20	1,345,041.38	104.24	8,565.50	63,307.88-	54,742.38-
50	-	---	---	-----	---	FOOD SERVICE FUND	1,290,299.00	18,363.20	1,345,041.38	104.24	8,565.50	63,307.88-	54,742.38-

Fd	T	Loc	Obj	Func	Prj	Obj	2022-23	May 2022-23	2022-23	2022-23	Encumbered	Unencumbered	Unexpended
							Revised Budget	Monthly Activity	FYTD Activity	FYTD %	Amount	Balance	Balance
72	E	---	9--	492000	---	OTHER EXPENDITURES	0.00	0.00	300.00	0.00	0.00	300.00-	300.00-
72	E	---	---	492000	---	OTHER ADJUSTMENTS	0.00	0.00	300.00	0.00	0.00	300.00-	300.00-
72	E	---	---	4-----	---	NON-PROGRAM TRANSACTIONS	0.00	0.00	300.00	0.00	0.00	300.00-	300.00-
72	-	---	---	-----	---	PRIVATE PURPOSE (SCHOLAR	0.00	0.00	300.00	0.00	0.00	300.00-	300.00-

Fd	T	Loc	Obj	Func	Prj	Obj	2022-23	May 2022-23	2022-23	2022-23	Encumbered	Unencumbered	Unexpended
							Revised Budget	Monthly Activity	FYTD Activity	FYTD %	Amount	Balance	Balance
73	E	---	9--	420000	---	OTHER EXPENDITURES	0.00	975.03	848,840.74	0.00	0.00	848,840.74-	848,840.74-
73	E	---	---	420000	---	TRUST FUND AWARD/SCHOLAR	0.00	975.03	848,840.74	0.00	0.00	848,840.74-	848,840.74-
73	E	---	---	4-----	---	NON-PROGRAM TRANSACTIONS	0.00	975.03	848,840.74	0.00	0.00	848,840.74-	848,840.74-
73	-	---	---	-----	---	FIDUCIARY FUND	0.00	975.03	848,840.74	0.00	0.00	848,840.74-	848,840.74-

Fd	T	Loc	Obj	Func	Prj	Obj	2022-23	May 2022-23	2022-23	2022-23	Encumbered	Unencumbered	Unexpended
							Revised Budget	Monthly Activity	FYTD Activity	FYTD %	Amount	Balance	Balance
80	E	---	1--	229000	---	SALARIES	0.00	0.00	175.00	0.00	0.00	175.00-	175.00-
80	E	---	2--	229000	---	EMPLOYEE BENEFITS	0.00	0.00	23.86	0.00	0.00	23.86-	23.86-
80	E	---	---	229000	---	OTHER INSTRUCTIONAL STAF	0.00	0.00	198.86	0.00	0.00	198.86-	198.86-
80	E	---	3--	230000	---	PURCHASED SERVICES	0.00	30.63	336.86	0.00	0.00	336.86-	336.86-
80	E	---	---	230000	---	GENERAL ADMINISTRATION	0.00	30.63	336.86	0.00	0.00	336.86-	336.86-
80	E	---	1--	232200	---	SALARIES	12,500.00	1,422.50	10,516.50	84.13	0.00	1,983.50	1,983.50
80	E	---	2--	232200	---	EMPLOYEE BENEFITS	1,185.00	108.82	804.69	67.91	0.00	380.31	380.31
80	E	---	3--	232200	---	PURCHASED SERVICES	50,000.00	0.00	0.00	0.00	0.00	50,000.00	50,000.00
80	E	---	---	232200	---	COMMUNITY RELATIONS	63,685.00	1,531.32	11,321.19	17.78	0.00	52,363.81	52,363.81
80	E	---	1--	240000	---	SALARIES	79,700.00	11,903.10	76,425.71	95.89	0.00	3,274.29	3,274.29
80	E	---	2--	240000	---	EMPLOYEE BENEFITS	16,215.00	1,545.17	14,031.67	86.54	0.00	2,183.33	2,183.33
80	E	---	3--	240000	---	PURCHASED SERVICES	5,000.00	0.00	32.00	0.64	0.00	4,968.00	4,968.00
80	E	---	4--	240000	---	NON-CAPITAL OBJECTS	5,000.00	0.00	1,926.77	38.54	0.00	3,073.23	3,073.23
80	E	---	9--	240000	---	OTHER EXPENDITURES	0.00	140.00	220.00	0.00	0.00	220.00-	220.00-
80	E	---	---	240000	---	BUILDING ADMINISTRATION	105,915.00	13,588.27	92,636.15	87.46	0.00	13,278.85	13,278.85
80	E	---	3--	253000	---	PURCHASED SERVICES	0.00	0.00	6,683.44	0.00	3,316.56	10,000.00-	6,683.44-
80	E	---	5--	253000	---	CAPITAL OBJECTS	87,095.00	0.00	0.00	0.00	0.00	87,095.00	87,095.00
80	E	---	---	253000	---	OPERATION	87,095.00	0.00	6,683.44	7.67	3,316.56	77,095.00	80,411.56
80	E	---	3--	254300	---	PURCHASED SERVICES	0.00	1,119.82	9,068.62	0.00	3,880.18	12,948.80-	9,068.62-
80	E	---	---	254300	---	BUILDING REPAIRS	0.00	1,119.82	9,068.62	0.00	3,880.18	12,948.80-	9,068.62-
80	E	---	4--	254490	---	NON-CAPITAL OBJECTS	10,000.00	0.00	0.00	0.00	0.00	10,000.00	10,000.00
80	E	---	---	254490	---	OTHER EQUIPMENT REPAIRS	10,000.00	0.00	0.00	0.00	0.00	10,000.00	10,000.00
80	E	---	3--	256770	---	PURCHASED SERVICES	0.00	160.92	263.63	0.00	0.00	263.63-	263.63-
80	E	---	---	256770	---	FIELD TRIPS	0.00	160.92	263.63	0.00	0.00	263.63-	263.63-
80	E	---	3--	256790	---	PURCHASED SERVICES	29,000.00	4,252.62	26,659.51	91.93	0.00	2,340.49	2,340.49
80	E	---	---	256790	---	OTHER CONTRACTED TRANSP	29,000.00	4,252.62	26,659.51	91.93	0.00	2,340.49	2,340.49
80	E	---	3--	264400	---	PURCHASED SERVICES	0.00	0.00	90.00	0.00	0.00	90.00-	90.00-
80	E	---	---	264400	---	NONINSTRUCTIONAL STAFF T	0.00	0.00	90.00	0.00	0.00	90.00-	90.00-
80	E	---	---	2-----	---	SUPPORT SERVICES	295,695.00	20,683.58	147,258.26	49.80	7,196.74	141,240.00	148,436.74

Fd	T	Loc	Obj	Func	Prj	Obj	2022-23	May 2022-23	2022-23	2022-23	Encumbered	Unencumbered	Unexpended
							Revised Budget	Monthly Activity	FYTD Activity	FYTD %	Amount	Balance	Balance
80	E	---	1--	310000	---	SALARIES	18,000.00	9,000.00	18,000.00	100.00	0.00	0.00	0.00
80	E	---	2--	310000	---	EMPLOYEE BENEFITS	2,800.00	1,281.58	2,560.75	91.46	0.00	239.25	239.25
80	E	---	3--	310000	---	PURCHASED SERVICES	1,000.00	0.00	1,987.62	198.76	0.00	987.62-	987.62-
80	E	---	4--	310000	---	NON-CAPITAL OBJECTS	700.00	0.00	679.78	97.11	43.15	22.93-	20.22
80	E	---	---	310000	---	COMMUNITY SRVCS - ADULT	22,500.00	10,281.58	23,228.15	103.24	43.15	771.30-	728.15-
80	E	---	1--	390000	---	SALARIES	108,294.00	56,711.10	164,990.77	152.35	0.00	56,696.77-	56,696.77-
80	E	---	2--	390000	---	EMPLOYEE BENEFITS	16,706.00	10,945.95	50,510.73	302.35	0.00	33,804.73-	33,804.73-
80	E	---	3--	390000	---	PURCHASED SERVICES	0.00	551.25	14,270.85	0.00	3,705.00	17,975.85-	14,270.85-
80	E	---	4--	390000	---	NON-CAPITAL OBJECTS	0.00	1,039.78	19,302.69	0.00	125.71	19,428.40-	19,302.69-
80	E	---	9--	390000	---	OTHER EXPENDITURES	0.00	0.00	1,597.30	0.00	0.00	1,597.30-	1,597.30-
80	E	---	---	390000	---	COMMUNITY SERVICES - OTH	125,000.00	69,248.08	250,672.34	200.54	3,830.71	129,503.05-	125,672.34-
80	E	---	1--	393000	---	SALARIES	83,337.00	21,098.68	85,887.94	103.06	0.00	2,550.94-	2,550.94-
80	E	---	2--	393000	---	EMPLOYEE BENEFITS	11,318.00	4,087.80	11,326.19	100.07	0.00	8.19-	8.19-
80	E	---	3--	393000	---	PURCHASED SERVICES	13,700.00	847.50	6,511.40	47.53	0.00	7,188.60	7,188.60
80	E	---	4--	393000	---	NON-CAPITAL OBJECTS	13,000.00	206.43	5,532.93	42.56	3,254.95	4,212.12	7,467.07
80	E	---	9--	393000	---	OTHER EXPENDITURES	450.00	0.00	1,380.00	306.67	0.00	930.00-	930.00-
80	E	---	---	393000	---	RECREATION ATHLETIC COMM	121,805.00	26,240.41	110,638.46	90.83	3,254.95	7,911.59	11,166.54
80	E	---	---	3-----	---	COMMUNITY SERVICES	269,305.00	105,770.07	384,538.95	142.79	7,128.81	122,362.76-	115,233.95-
80	E	---	9--	491000	---	OTHER EXPENDITURES	0.00	0.00	8,250.00	0.00	0.00	8,250.00-	8,250.00-
80	E	---	---	491000	---	SPEC REV TRANSFERS TO OT	0.00	0.00	8,250.00	0.00	0.00	8,250.00-	8,250.00-
80	E	---	---	4-----	---	NON-PROGRAM TRANSACTIONS	0.00	0.00	8,250.00	0.00	0.00	8,250.00-	8,250.00-
80	-	---	---	-----	---	COMMUNITY SERVICE FUND	565,000.00	126,453.65	540,047.21	95.58	14,325.55	10,627.24	24,952.79

Fd	T	Loc	Obj	Func	Prj	Obj	2022-23	May 2022-23	2022-23	2022-23	Encumbered	Unencumbered	Unexpended
							Revised Budget	Monthly Activity	FYTD Activity	FYTD %	Amount	Balance	Balance
99	E	---	1--	110000	---	SALARIES	1,613,705.00	145,634.85	1,595,094.98	98.85	0.00	18,610.02	18,610.02
99	E	---	2--	110000	---	EMPLOYEE BENEFITS	809,160.00	72,129.99	725,438.83	89.65	0.00	83,721.17	83,721.17
99	E	---	3--	110000	---	PURCHASED SERVICES	75,000.00	111.74	108,384.44	144.51	5,668.60	39,053.04-	33,384.44-
99	E	---	4--	110000	---	NON-CAPITAL OBJECTS	982,500.00	6,218.91	705,240.18	71.78	61,198.43	216,061.39	277,259.82
99	E	---	9--	110000	---	OTHER EXPENDITURES	0.00	17,048.39	74,508.35	0.00	0.00	74,508.35-	74,508.35-
99	E	---	---	110000	---	UNDIFFERENTIATED CURRICU	3,480,365.00	241,143.88	3,208,666.78	92.19	66,867.03	204,831.19	271,698.22
99	E	---	3--	120000	---	PURCHASED SERVICES	0.00	410.52	18,693.17	0.00	0.00	18,693.17-	18,693.17-
99	E	---	4--	120000	---	NON-CAPITAL OBJECTS	0.00	213.08	30,623.85	0.00	0.00	30,623.85-	30,623.85-
99	E	---	9--	120000	---	OTHER EXPENDITURES	0.00	126.23	1,119.92	0.00	0.00	1,119.92-	1,119.92-
99	E	---	---	120000	---	REGULAR CURRICULUM	0.00	749.83	50,436.94	0.00	0.00	50,436.94-	50,436.94-
99	E	---	1--	121000	---	SALARIES	113,500.00	15,027.10	165,298.10	145.64	0.00	51,798.10-	51,798.10-
99	E	---	2--	121000	---	EMPLOYEE BENEFITS	64,575.00	8,600.90	90,856.42	140.70	0.00	26,281.42-	26,281.42-
99	E	---	---	121000	---	ART	178,075.00	23,628.00	256,154.52	143.85	0.00	78,079.52-	78,079.52-
99	E	---	1--	122000	---	SALARIES	202,900.00	19,840.84	218,249.24	107.56	0.00	15,349.24-	15,349.24-
99	E	---	2--	122000	---	EMPLOYEE BENEFITS	94,184.00	5,743.86	62,474.68	66.33	0.00	31,709.32	31,709.32
99	E	---	---	122000	---	ENGLISH LANGUAGE	297,084.00	25,584.70	280,723.92	94.49	0.00	16,360.08	16,360.08
99	E	---	1--	122115	---	SALARIES	0.00	9,250.00	101,750.00	0.00	0.00	101,750.00-	101,750.00-
99	E	---	2--	122115	---	EMPLOYEE BENEFITS	0.00	4,388.40	47,694.24	0.00	0.00	47,694.24-	47,694.24-
99	E	---	---	122115	---	INTERVENTION	0.00	13,638.40	149,444.24	0.00	0.00	149,444.24-	149,444.24-
99	E	---	1--	123219	---	SALARIES	160,000.00	13,333.34	146,666.74	91.67	0.00	13,333.26	13,333.26
99	E	---	2--	123219	---	EMPLOYEE BENEFITS	72,522.00	6,101.70	64,817.46	89.38	0.00	7,704.54	7,704.54
99	E	---	---	123219	---	SPANISH	232,522.00	19,435.04	211,484.20	90.95	0.00	21,037.80	21,037.80
99	E	---	1--	124000	---	SALARIES	155,300.00	13,241.68	145,658.48	93.79	0.00	9,641.52	9,641.52
99	E	---	2--	124000	---	EMPLOYEE BENEFITS	69,275.00	4,940.02	53,281.92	76.91	0.00	15,993.08	15,993.08
99	E	---	---	124000	---	MATHEMATICS	224,575.00	18,181.70	198,940.40	88.59	0.00	25,634.60	25,634.60
99	E	---	1--	126000	---	SALARIES	273,370.00	14,613.76	174,722.24	63.91	0.00	98,647.76	98,647.76
99	E	---	2--	126000	---	EMPLOYEE BENEFITS	157,080.00	7,451.22	90,257.31	57.46	0.00	66,822.69	66,822.69
99	E	---	---	126000	---	SCIENCE	430,450.00	22,064.98	264,979.55	61.56	0.00	165,470.45	165,470.45
99	E	---	1--	127000	---	SALARIES	216,941.00	20,570.12	226,271.32	104.30	0.00	9,330.32-	9,330.32-
99	E	---	2--	127000	---	EMPLOYEE BENEFITS	122,505.00	7,117.10	92,578.30	75.57	0.00	29,926.70	29,926.70
99	E	---	---	127000	---	SOCIAL SCIENCE	339,446.00	27,687.22	318,849.62	93.93	0.00	20,596.38	20,596.38

Fd	T	Loc	Obj	Func	Prj	Obj	2022-23	May 2022-23	2022-23	2022-23	Encumbered	Unencumbered	Unexpended
							Revised Budget	Monthly Activity	FYTD Activity	FYTD %	Amount	Balance	Balance
99	E	---	3--	129100	---	PURCHASED SERVICES	8,600.00	0.00	6,136.50	71.35	0.00	2,463.50	2,463.50
99	E	---	4--	129100	---	NON-CAPITAL OBJECTS	1,683.00	0.00	2,264.54	134.55	62.23	643.77-	581.54-
99	E	---	---	129100	---	CAREER DEVELOPMENT - MAS	10,283.00	0.00	8,401.04	81.70	62.23	1,819.73	1,881.96
99	E	---	1--	132000	---	SALARIES	44,300.00	3,691.68	40,608.48	91.67	0.00	3,691.52	3,691.52
99	E	---	2--	132000	---	EMPLOYEE BENEFITS	6,508.00	546.00	5,939.52	91.26	0.00	568.48	568.48
99	E	---	---	132000	---	BUSINESS OCCUPATIONS	50,808.00	4,237.68	46,548.00	91.62	0.00	4,260.00	4,260.00
99	E	---	1--	143000	---	SALARIES	220,030.00	18,335.86	201,694.46	91.67	0.00	18,335.54	18,335.54
99	E	---	2--	143000	---	EMPLOYEE BENEFITS	106,130.00	8,785.06	94,900.05	89.42	0.00	11,229.95	11,229.95
99	E	---	---	143000	---	PHYSICAL EDUCATION	326,160.00	27,120.92	296,594.51	90.94	0.00	29,565.49	29,565.49
99	E	---	1--	161000	---	SALARIES	0.00	2,900.00	5,150.00	0.00	0.00	5,150.00-	5,150.00-
99	E	---	2--	161000	---	EMPLOYEE BENEFITS	0.00	410.44	723.41	0.00	0.00	723.41-	723.41-
99	E	---	3--	161000	---	PURCHASED SERVICES	0.00	2,600.00	3,700.00	0.00	0.00	3,700.00-	3,700.00-
99	E	---	4--	161000	---	NON-CAPITAL OBJECTS	15,000.00	0.00	894.83	5.97	0.00	14,105.17	14,105.17
99	E	---	9--	161000	---	OTHER EXPENDITURES	0.00	0.00	62.18	0.00	0.00	62.18-	62.18-
99	E	---	---	161000	---	CO-CURRICULAR ACADEMIC	15,000.00	5,910.44	10,530.42	70.20	0.00	4,469.58	4,469.58
99	E	---	4--	162000	---	NON-CAPITAL OBJECTS	15,000.00	0.00	0.00	0.00	0.00	15,000.00	15,000.00
99	E	---	---	162000	---	CO-CURRICULAR ATHLETICS	15,000.00	0.00	0.00	0.00	0.00	15,000.00	15,000.00
99	E	---	3--	165000	---	PURCHASED SERVICES	0.00	20,250.00	20,535.50	0.00	0.00	20,535.50-	20,535.50-
99	E	---	4--	165000	---	NON-CAPITAL OBJECTS	0.00	877.60	877.60	0.00	0.00	877.60-	877.60-
99	E	---	9--	165000	---	OTHER EXPENDITURES	0.00	1,893.00	1,893.00	0.00	0.00	1,893.00-	1,893.00-
99	E	---	---	165000	---	SOCIAL	0.00	23,020.60	23,306.10	0.00	0.00	23,306.10-	23,306.10-
99	E	---	1--	171000	---	SALARIES	0.00	6,260.00	68,860.00	0.00	0.00	68,860.00-	68,860.00-
99	E	---	2--	171000	---	EMPLOYEE BENEFITS	0.00	925.86	10,071.78	0.00	0.00	10,071.78-	10,071.78-
99	E	---	3--	171000	---	PURCHASED SERVICES	0.00	419.24	867.35	0.00	0.00	867.35-	867.35-
99	E	---	---	171000	---	CULTURALLY/SOCIALLY DISA	0.00	7,605.10	79,799.13	0.00	0.00	79,799.13-	79,799.13-
99	E	---	---	1-----	---	INSTRUCTION	5,599,768.00	460,008.49	5,404,859.37	96.52	66,929.26	127,979.37	194,908.63
99	E	---	1--	213000	---	SALARIES	96,900.00	4,801.44	53,783.13	55.50	0.00	43,116.87	43,116.87
99	E	---	2--	213000	---	EMPLOYEE BENEFITS	66,806.00	2,803.02	28,448.50	42.58	0.00	38,357.50	38,357.50
99	E	---	3--	213000	---	PURCHASED SERVICES	0.00	568.00-	1,537.40	0.00	0.00	1,537.40-	1,537.40-
99	E	---	---	213000	---	PUPIL SERVICES - GUIDANC	163,706.00	7,036.46	83,769.03	51.17	0.00	79,936.97	79,936.97
99	E	---	1--	215000	---	SALARIES	100,356.00	2,103.04	23,133.44	23.05	0.00	77,222.56	77,222.56

Fd	T	Loc	Obj	Func	Prj	Obj	2022-23	May 2022-23	2022-23	2022-23	Encumbered	Unencumbered	Unexpended
							Revised Budget	Monthly Activity	FYTD Activity	FYTD %	Amount	Balance	Balance
99	E	---	2--	215000	---	EMPLOYEE BENEFITS	48,642.00	953.12	10,163.44	20.89	0.00	38,478.56	38,478.56
99	E	---	3--	215000	---	PURCHASED SERVICES	0.00	227.24	773.90	0.00	0.00	773.90-	773.90-
99	E	---	---	215000	---	PSYCHOLOGICAL SERVICES	148,998.00	3,283.40	34,070.78	22.87	0.00	114,927.22	114,927.22
99	E	---	3--	219000	---	PURCHASED SERVICES	905,500.00	0.00	711,760.96	78.60	0.00	193,739.04	193,739.04
99	E	---	4--	219000	---	NON-CAPITAL OBJECTS	25,000.00	0.00	0.00	0.00	0.00	25,000.00	25,000.00
99	E	---	---	219000	---	OTHER PUPIL SERVICES	930,500.00	0.00	711,760.96	76.49	0.00	218,739.04	218,739.04
99	E	---	3--	221000	---	PURCHASED SERVICES	0.00	0.00	1,734.54	0.00	0.00	1,734.54-	1,734.54-
99	E	---	---	221000	---	IMPROVEMENT OF INSTRUCTI	0.00	0.00	1,734.54	0.00	0.00	1,734.54-	1,734.54-
99	E	---	1--	221200	---	SALARIES	877,315.00	35,580.31	415,610.28	47.37	0.00	461,704.72	461,704.72
99	E	---	2--	221200	---	EMPLOYEE BENEFITS	503,908.00	13,821.49	151,815.79	30.13	0.00	352,092.21	352,092.21
99	E	---	3--	221200	---	PURCHASED SERVICES	876,000.00	1,000.00	44,119.35	5.04	0.00	831,880.65	831,880.65
99	E	---	4--	221200	---	NON-CAPITAL OBJECTS	213,000.00	0.00	12.98	0.01	0.00	212,987.02	212,987.02
99	E	---	9--	221200	---	OTHER EXPENDITURES	15,000.00	0.00	0.00	0.00	0.00	15,000.00	15,000.00
99	E	---	---	221200	---	CURRICULUM DEVELOPMENT	2,485,223.00	50,401.80	611,558.40	24.61	0.00	1,873,664.60	1,873,664.60
99	E	---	2--	221300	---	EMPLOYEE BENEFITS	0.00	0.00	14,318.00	0.00	0.00	14,318.00-	14,318.00-
99	E	---	3--	221300	---	PURCHASED SERVICES	75,000.00	2,632.82-	62,071.66	82.76	0.00	12,928.34	12,928.34
99	E	---	9--	221300	---	OTHER EXPENDITURES	0.00	0.00	27.58	0.00	0.00	27.58-	27.58-
99	E	---	---	221300	---	INSTRUCTIONAL STAFF TRAI	75,000.00	2,632.82-	76,417.24	101.89	0.00	1,417.24-	1,417.24-
99	E	---	3--	221500	---	PURCHASED SERVICES	0.00	181.35	8,183.63	0.00	0.00	8,183.63-	8,183.63-
99	E	---	4--	221500	---	NON-CAPITAL OBJECTS	0.00	0.00	147,865.00	0.00	0.00	147,865.00-	147,865.00-
99	E	---	---	221500	---	INSTRUCTION RELATED TECH	0.00	181.35	156,048.63	0.00	0.00	156,048.63-	156,048.63-
99	E	---	1--	231000	---	SALARIES	0.00	0.00	100.00	0.00	0.00	100.00-	100.00-
99	E	---	2--	231000	---	EMPLOYEE BENEFITS	0.00	0.00	7.65	0.00	0.00	7.65-	7.65-
99	E	---	3--	231000	---	PURCHASED SERVICES	0.00	0.00	1,683.12	0.00	0.00	1,683.12-	1,683.12-
99	E	---	---	231000	---	BOARD OF EDUCATION	0.00	0.00	1,790.77	0.00	0.00	1,790.77-	1,790.77-
99	E	---	3--	231500	---	PURCHASED SERVICES	0.00	0.00	210.00	0.00	0.00	210.00-	210.00-
99	E	---	---	231500	---	BOARD OF EDUCATION - LEG	0.00	0.00	210.00	0.00	0.00	210.00-	210.00-
99	E	---	1--	235000	---	SALARIES	122,085.00	10,236.96	112,748.08	92.35	0.00	9,336.92	9,336.92
99	E	---	2--	235000	---	EMPLOYEE BENEFITS	40,531.00	3,596.26	37,611.14	92.80	0.00	2,919.86	2,919.86
99	E	---	3--	235000	---	PURCHASED SERVICES	0.00	76,568.05	255,417.68	0.00	0.00	255,417.68-	255,417.68-
99	E	---	4--	235000	---	NON-CAPITAL OBJECTS	0.00	2,415.75	154,066.48	0.00	0.00	154,066.48-	154,066.48-
99	E	---	9--	235000	---	OTHER EXPENDITURES	0.00	0.00	162.50	0.00	0.00	162.50-	162.50-

Fd	T	Loc	Obj	Func	Prj	Obj	2022-23	May 2022-23	2022-23	2022-23	Encumbered	Unencumbered	Unexpended
							Revised Budget	Monthly Activity	FYTD Activity	FYTD %	Amount	Balance	Balance
99	E	---	---	235000	---	CHARTER AUTHORIZER OP. C	162,616.00	92,817.02	560,005.88	344.37	0.00	397,389.88-	397,389.88-
99	E	---	1--	239000	---	SALARIES	65,826.00	5,485.50	60,340.50	91.67	0.00	5,485.50	5,485.50
99	E	---	2--	239000	---	EMPLOYEE BENEFITS	35,954.00	2,857.44	31,336.44	87.16	0.00	4,617.56	4,617.56
99	E	---	---	239000	---	OTHER GENERAL ADMINISTRA	101,780.00	8,342.94	91,676.94	90.07	0.00	10,103.06	10,103.06
99	E	---	1--	240000	---	SALARIES	571,954.00	49,635.51	523,623.77	91.55	0.00	48,330.23	48,330.23
99	E	---	2--	240000	---	EMPLOYEE BENEFITS	342,175.00	33,489.70	318,854.01	93.18	0.00	23,320.99	23,320.99
99	E	---	3--	240000	---	PURCHASED SERVICES	0.00	0.00	4,570.55	0.00	0.00	4,570.55-	4,570.55-
99	E	---	4--	240000	---	NON-CAPITAL OBJECTS	0.00	0.00	899.00	0.00	0.00	899.00-	899.00-
99	E	---	9--	240000	---	OTHER EXPENDITURES	0.00	0.00	3,134.15	0.00	0.00	3,134.15-	3,134.15-
99	E	---	---	240000	---	BUILDING ADMINISTRATION	914,129.00	83,125.21	851,081.48	93.10	0.00	63,047.52	63,047.52
99	E	---	1--	252000	---	SALARIES	27,395.00	2,208.58	24,118.74	88.04	0.00	3,276.26	3,276.26
99	E	---	2--	252000	---	EMPLOYEE BENEFITS	13,391.00	1,183.65	12,070.37	90.14	0.00	1,320.63	1,320.63
99	E	---	---	252000	---	FISCAL	40,786.00	3,392.23	36,189.11	88.73	0.00	4,596.89	4,596.89
99	E	---	1--	253000	---	SALARIES	7,700.00	641.66	7,058.26	91.67	0.00	641.74	641.74
99	E	---	2--	253000	---	EMPLOYEE BENEFITS	2,242.00	189.20	2,056.72	91.74	0.00	185.28	185.28
99	E	---	3--	253000	---	PURCHASED SERVICES	0.00	803.23	10,766.62	0.00	0.00	10,766.62-	10,766.62-
99	E	---	4--	253000	---	NON-CAPITAL OBJECTS	0.00	0.00	277.80	0.00	0.00	277.80-	277.80-
99	E	---	---	253000	---	OPERATION	9,942.00	1,634.09	20,159.40	202.77	0.00	10,217.40-	10,217.40-
99	E	---	3--	254500	---	PURCHASED SERVICES	0.00	0.00	764.40	0.00	0.00	764.40-	764.40-
99	E	---	---	254500	---	VEHICLE MAINTENANCE	0.00	0.00	764.40	0.00	0.00	764.40-	764.40-
99	E	---	5--	255000	---	CAPITAL OBJECTS	0.00	0.00	6,630.00	0.00	0.00	6,630.00-	6,630.00-
99	E	---	---	255000	---	FACILITY ACQUISITION/REM	0.00	0.00	6,630.00	0.00	0.00	6,630.00-	6,630.00-
99	E	---	5--	255300	---	CAPITAL OBJECTS	0.00	0.00	5,692.35	0.00	0.00	5,692.35-	5,692.35-
99	E	---	---	255300	---	REMODELING	0.00	0.00	5,692.35	0.00	0.00	5,692.35-	5,692.35-
99	E	---	3--	255400	---	PURCHASED SERVICES	118,000.00	3,933.62	110,395.72	93.56	0.00	7,604.28	7,604.28
99	E	---	---	255400	---	RENTAL IN LIEU OF PURCHA	118,000.00	3,933.62	110,395.72	93.56	0.00	7,604.28	7,604.28
99	E	---	5--	256300	---	CAPITAL OBJECTS	20,000.00	0.00	64,867.00	324.34	0.00	44,867.00-	44,867.00-
99	E	---	---	256300	---	VEHICLE ACQUISITION	20,000.00	0.00	64,867.00	324.34	0.00	44,867.00-	44,867.00-
99	E	---	9--	259000	---	OTHER EXPENDITURES	0.00	0.00	5,000.00	0.00	0.00	5,000.00-	5,000.00-
99	E	---	---	259000	---	OTHER BUSINESS ADMINISTR	0.00	0.00	5,000.00	0.00	0.00	5,000.00-	5,000.00-

Fd	T	Loc	Obj	Func	Prj	Obj	2022-23 Revised Budget	May 2022-23 Monthly Activity	2022-23 FYTD Activity	2022-23 FYTD %	Encumbered Amount	Unencumbered Balance	Unexpended Balance
99	E	---	3--	263300	---	PURCHASED SERVICES	0.00	3,305.20	220,735.30	0.00	0.00	220,735.30-	220,735.30-
99	E	---	---	263300	---	PUBLIC INFORMATION	0.00	3,305.20	220,735.30	0.00	0.00	220,735.30-	220,735.30-
99	E	---	3--	264400	---	PURCHASED SERVICES	0.00	0.00	1,730.62	0.00	0.00	1,730.62-	1,730.62-
99	E	---	---	264400	---	NONINSTRUCTIONAL STAFF T	0.00	0.00	1,730.62	0.00	0.00	1,730.62-	1,730.62-
99	E	---	7--	270000	---	INSURANCE AND JUDGEMENTS	69,100.00	0.00	49,895.20	72.21	0.00	19,204.80	19,204.80
99	E	---	---	270000	---	INSURANCE AND JUDGMENTS	69,100.00	0.00	49,895.20	72.21	0.00	19,204.80	19,204.80
99	E	---	6--	281000	---	DEBT REITREMENT	60,000.00	0.00	0.00	0.00	0.00	60,000.00	60,000.00
99	E	---	---	281000	---	LONG-TERM CAPITAL DEBT	60,000.00	0.00	0.00	0.00	0.00	60,000.00	60,000.00
99	E	---	1--	295000	---	SALARIES	114,600.00	12,300.00	116,549.64	101.70	0.00	1,949.64-	1,949.64-
99	E	---	2--	295000	---	EMPLOYEE BENEFITS	43,120.00	2,593.64	27,438.77	63.63	0.00	15,681.23	15,681.23
99	E	---	3--	295000	---	PURCHASED SERVICES	15,000.00	674.21	52,236.72	348.24	27,575.00	64,811.72-	37,236.72-
99	E	---	4--	295000	---	NON-CAPITAL OBJECTS	0.00	808.60-	75,386.40	0.00	0.00	75,386.40-	75,386.40-
99	E	---	---	295000	---	ADMINISTRATIVE TECHNOLOG	172,720.00	14,759.25	271,611.53	157.26	27,575.00	126,466.53-	98,891.53-
99	E	---	---	2-----	---	SUPPORT SERVICES	5,472,500.00	269,579.75	3,973,795.28	72.61	27,575.00	1,471,129.72	1,498,704.72
99	E	---	3--	431000	---	PURCHASED SERVICES	0.00	0.00	13,280.23	0.00	0.00	13,280.23-	13,280.23-
99	E	---	---	431000	---	GENERAL TUITION PAYMENTS	0.00	0.00	13,280.23	0.00	0.00	13,280.23-	13,280.23-
99	E	---	---	4-----	---	NON-PROGRAM TRANSACTIONS	0.00	0.00	13,280.23	0.00	0.00	13,280.23-	13,280.23-
99	-	---	---	-----	---	OTHER PKG/COOP PROGRAM F	11,072,268.00	729,588.24	9,391,934.88	84.82	94,504.26	1,585,828.86	1,680,333.12

Number of Accounts: 2956

***** End of report *****

Key Benefit Concepts LLC

Medford Area Public School District

GASB 75 Actuarial Valuation

Valuation as of June 30, 2022

Liabilities Measured as of June 30, 2022

DRAFT

June 2023

Key Benefit Concepts LLC

200 W. Summit Ave., Suite 270

Wales, Wisconsin 53183

Tel: (262) 522-6415



ACCREDITED
BUSINESS

A+

This report, its text, charts, content and formatting are subject to copyright protection and are the exclusive property of Key Benefit Concepts LLC.

KBC

Table of Contents

	Page
Background and Certification	2
Other Post-Employment Benefits (OPEB)	4
<ul style="list-style-type: none">• Key Definitions• Plan Summary• Implicit Rate Subsidy	
Other District-Provided Post-Employment Benefits	7
<ul style="list-style-type: none">• Actively-Funded Benefit• Supplemental Pension (Stipend) Benefit• Sick Leave Benefit	
Actuarially Determined Contribution (ADC)	8
Summary of Valuation Results	9
<ul style="list-style-type: none">• District OPEB Liability• Deferred Inflow and Outflow of Resources	
Key Actuarial Methods and Assumptions	12
Pay-As-You-Go (Table IX)	14
OPEB Tables	15
OPEB Technical Appendix	31

Background and Certification

The Governmental Accounting Standards Board (GASB) develops and issues accounting standards to improve the financial accounting and reporting of U.S. state and local governments. GASB has finalized Statement No. 74 (Financial Reporting for Post-Employment Benefit Plans Other Than Pension Plans) and Statement No. 75 (Accounting and Financial Reporting by Employers for Post-Employment Benefits Other Than Pensions). These Statements establish standards for the measurement, recognition, and display of Other Post-Employment Benefits (OPEB) expense/ expenditures.

Key Benefit Concepts LLC (KBC) is an independent actuarial and employee benefits consulting firm providing actuarial services to clients who sponsor qualified retirement and other post-employment benefits. We are not affiliated with any organization that might impair the objectivity of our work. This valuation and report were prepared by KBC based upon:

- Our understanding of GASB's current statements.
- The Summary of Benefits and Eligibility determined by the bargaining and other District agreements, as outlined herein.
- The accuracy and completeness of information and data provided by the District.

During the valuation process, KBC performed a limited review of the census information provided by the District for reasonableness when compared to information provided in prior valuations, but did not audit such information in its entirety. As noted above, the valuation is based on the accuracy and completeness of the information provided; KBC does not accept any responsibility for the integrity of such information.

Please note that KBC does not provide legal advice. The scope of the project is clearly defined in our proposal and does not include commentary or accountability for whether such benefits and eligibilities comply with state, federal or other required guidelines. The government entity is responsible for assuring that the benefits it provides are in compliance with all current regulations.

The calculations of cost and liabilities illustrated were determined according to generally recognized and accepted actuarial principles and standards that are consistent with the Actuarial Standards of Practice promulgated by the Actuarial Standards Board. Specific assumptions and actuarial methodology for the study are defined within the report. Each material assumption is, in the actuary's opinion, individually reasonable and falls within the best estimate range, taking into account past experience and reasonable future expectations, and is consistent with each other material assumption. Given that actual experience may vary from the actuarial assumptions projected, developing liabilities and costs may differ from those estimated in this report. Furthermore, in the event of any inaccuracies in the information or data provided, upon which these calculations were based, revisions may be needed.

This report was prepared solely for the purpose of providing information required by GASB for the entity's financial reporting, subject to the terms of the signed agreement between KBC and the District dated December 15, 2022. KBC assumes neither responsibility nor any liability for use of this report for any other purpose.

The valuation was prepared in full compliance with the American Academy of Actuaries “Code of Professional Conduct” Precept 7 regarding conflict of interest. The actuary certifying this valuation meets the qualifications of the American Academy of Actuaries required to provide the actuarial opinion detailed in this report. The actuary’s opinion and certification are provided in accordance with an agreement with Key Benefit Concepts LLC.

Richard L. Yurkowitz, ASA, MAAA
Signing Actuary

June 13, 2023

Other Post-Employment Benefits (OPEB)

Key Definitions

The actuarial present value of the OPEB liabilities is the value of all benefits estimated to be payable to plan members discounted at the assumed interest rate back to the valuation date. The actuarial present value is comprised of:

- Benefits employees have already earned, and
- Benefits expected to be earned by employees in the future.

Presented in this report are the results of our study of the post-employment benefits and the associated liabilities and costs. The study includes the following:

Total OPEB Liability (TOL): The portion of the actuarial present value of projected benefit payments attributed to past periods of employee service also known as the accrued benefit.

Service Cost: The portion of the actuarial present value of benefits allocated to the valuation year.

Fiduciary Net Position (FNP): The market value of assets held in an irrevocable trust exclusively for payment of post-employment benefits.

Net OPEB Liability (NOL): The difference between the Total OPEB Liability and Fiduciary Net Position. This amount may also be negative indicating a surplus of FNP over TOL.

OPEB Expense: The expected cost of OPEB benefits attributed to the measurement period.

Actuarially Determined Contribution (ADC): The ADC represents a targeted or recommended contribution to funding the benefit over time comprised of the service cost plus the portion of the Net OPEB Liability to be amortized in the valuation year.

Plan Summary

For the Medford Area Public School District (the "District"), the other post-employment benefit liability consists of several interdependent pieces arising from the rules of the plan. The amounts paid by the District for continued health care for all classifications that are entitled to a benefit are briefly outlined below. A full description of the eligibilities and benefits for eligible classifications can be found in the OPEB Technical Appendix.

- A. Teachers: Hired prior to July 1, 2020 and at least age 55 with a minimum of 15 years of service:

The District shall provide eligible retirees with a credit amount that is to be used towards payment of health premiums until their exhaustion or the retiree becomes eligible for group health insurance with a future employer, whichever occurs first. The credit amount is determined by years of service in the District ranging from \$39,160 for those with 15 years of service to

\$48,160 for those with 30 years of service (plus an additional \$1,000 per year thereafter).

The credit can be used towards the District's health plan or a plan outside the District. Upon exhaustion of the credit, the retiree may remain on the District's group health plan indefinitely.

Note: Teachers hired on or after July 1, 2020, will receive a benefit that is to be funded during active service instead of the post-employment benefits illustrated above.

B. **Administration:** At least age 55 with a minimum of 12 years of administrative service in the District or no less than a total of 25 years of teaching and administrative experience in the District:

- **Hired Prior to July 1, 2004:** The District will contribute 89% of the health premiums on behalf of the retiree for a period of 8 years.
- **Hired Between July 1, 2004 & July 1, 2005:** Eligible retirees will receive a credit amount equal to their last annual salary prior to retirement. This credit is to be used for payment of health premiums until their exhaustion. Upon exhaustion of the credit, the retiree may remain on the District's group health plan indefinitely.

Note: Administration hired on or after July 1, 2005, will receive a benefit that is to be funded during active service instead of the post-employment benefits illustrated above.

C. **Support Staff:** Hired prior to July 1, 2020 and at least age 55:

The District shall provide eligible retirees with a credit amount that is to be used towards payment of health premiums until their exhaustion. The credit amount is determined by years of service in the District ranging from \$17,000 for those with 15 years of service to \$21,000 for those with 30 years of service (plus an additional \$600 per year thereafter).

The credit can be used towards the District's health plan or a plan outside the District. Upon exhaustion of the credit, the retiree may remain on the District's group health plan indefinitely.

Note: Support Staff hired on or after July 1, 2020, will receive a benefit that is to be funded during active service instead of the post-employment benefits illustrated above.

Notes:

- The entire health credit is paid as a lump sum upon the employee's retirement and transferred from the District's Irrevocable Trust (Fund 73) to Mid-America's HRA trust. This valuation reflects the post-employment obligations of active employees yet to receive their health credit and incorporates only the trust assets in the District's Fund 73 (not including those assets held in Mid-America's HRA trust).
- Effective 7/1/2026, retirees will only be able to self-pay to remain on the District's group health plan for the duration of COBRA.

Implicit Rate Subsidy

Implicit rate subsidy, or “IRS” for short, is the difference between individuals’ actual incurred costs for health coverage (i.e., incurred medical and Rx claims paid by the insurer, in the case of a fully-insured health plan) and the individuals’ total premiums charged for such coverage. In essence, premium rates are determined for a group health plan based on the total expected health care costs of all participants covered in the group. While each participant is then charged the same premium rate, not every participant will experience the same level of actual health care costs. Since some participants will have higher health care costs than others while paying the same premium rate, some of their health care costs are being “subsidized” by the premiums paid by others with lower health care costs. It is expected that older plan participants, such as retirees, will be the participants with higher health care costs.

For OPEB valuations, the GASB guidelines require that the determined liabilities be based on the total value of the post-employment benefits, which includes implicit rate subsidy for former employees remaining on the District’s group health plan(s). Note that the implicit rate subsidy is only calculated when former employees are enrolled in the District’s health plan(s). Per guidance provided by Actuarial Standard of Practice No. 6, the implicit rate subsidy resulting from retirees participating in the District’s dental plan would typically be considered immaterial.

Furthermore, when an individual becomes Medicare-eligible and Medicare is the primary payer, premium rates of the District’s group Medicare coverage (e.g., supplemental Medicare coverage or a Medicare Advantage plan), if offered, are usually adjusted such that these adjusted rates represent the expected cost of coverage. Thus, the resulting implicit rate subsidy would be considered immaterial and would not be calculated. However, in some cases, the expected cost of coverage for this group of retirees may materially exceed the adjusted rates, in which case implicit rate subsidy would be determined. Another exception where implicit rate subsidy may not be applied would be if the District’s retirees are pooled and rated separately from the District’s active employees. In this situation, the premium rates charged to retirees should reflect the expected claims costs on behalf of only the retirees and as a result, there would be no implicit rate subsidy to value.

Other District-Provided Post-Employment Benefits

Supplemental Pension Benefits

Certain active employees are eligible for a stipend (cash or cash-equivalent) benefit upon retirement. GASB has identified such post-employment benefits as a pension benefit rather than an OPEB. The District's auditor previously determined that the liabilities related to the District's supplemental pension benefits was immaterial, therefore, no valuation of stipend benefits was performed or provided in a separate report.

Actively-Funded Benefit

For eligible Administrators hired on or after July 1, 2005, the District provides a non-elective 403(b) contribution of \$3,000 following each completed school year of service in the District. In addition, the District will match 100% up to the first \$3,000 contributed each year into a 403(b) account.

The District also provides eligible Teachers and Support Staff hired on or after July 1, 2020, with an annual HRA contribution during active years of service in the amount of \$750 and \$375, respectively, beginning with the 2020/21 fiscal year.

These benefits are funded into an irrevocable account designated for the identified employees each year in the year earned. Thus, such benefits are considered to be accounted for as actively-funded benefits and were not included in this post-employment valuation.

Sick Leave Benefit

Unused sick leave accumulated upon the retirement, up to a maximum of 108 days for Teachers and 96 days for Support Staff, will be converted at the rate of \$75 per day. These monies are to be added to the retirees' health credit and can be used towards the District's health plan or a plan outside the District.

According to GASB guidelines, only the implicit rate subsidy incurred from use of the converted sick leave monies towards continued health coverage is considered and should be account for as an OPEB. The sick days themselves, whether paid out in cash or applied towards continued health coverage are considered termination payments and should be accounted for as a compensated absence under GASB Statement 16.

The implicit rate subsidy incurred on behalf of those assumed to use their accumulated sick leave dollars toward continued coverage on the District's group health plan, as described in the Key Actuarial Methods and Assumptions section below, was calculated and included in this valuation.

Actuarially Determined Contribution (ADC)

While OPEB benefits are not currently required to be funded, an ADC is provided within this report since the District utilizes an irrevocable trust to fund their benefits. The ADC represents a targeted or recommended contribution for funding the benefit over a specific period of time.

Since this valuation is based upon a measurement period 12 months prior to the reporting period, the ADC shown in Table VII was determined in the prior valuation using a 30-year amortization period and the level dollar amortization method.

An amortization schedule is provided based upon the District's Net OPEB Liability measured as of June 30, 2022, so that the District is able to direct the amortization period and method to use in future reporting periods ending June 30, 2023, and June 30, 2024.

The following are two amortization methods available for selection by the District which are presented in the ADC Options schedule provided:

Level Dollar Amortization Method – The amount to be amortized is divided into equal dollar amounts to be paid over a given number of years; part of each payment is interest and part is principal (similar to a mortgage payment on a building). Since payroll can be expected to increase as a result of inflation, level dollar payments generally represent a decreasing percentage of the payroll over time.

Level Percent Amortization Method – Amortization payments are calculated so that they increase at a constant percentage over a given number of years. The dollar amount of the payments generally will increase over time due to inflation; however, the percentage increases in these payments can be expected to remain level.

Summary of Valuation Results

District OPEB Liability

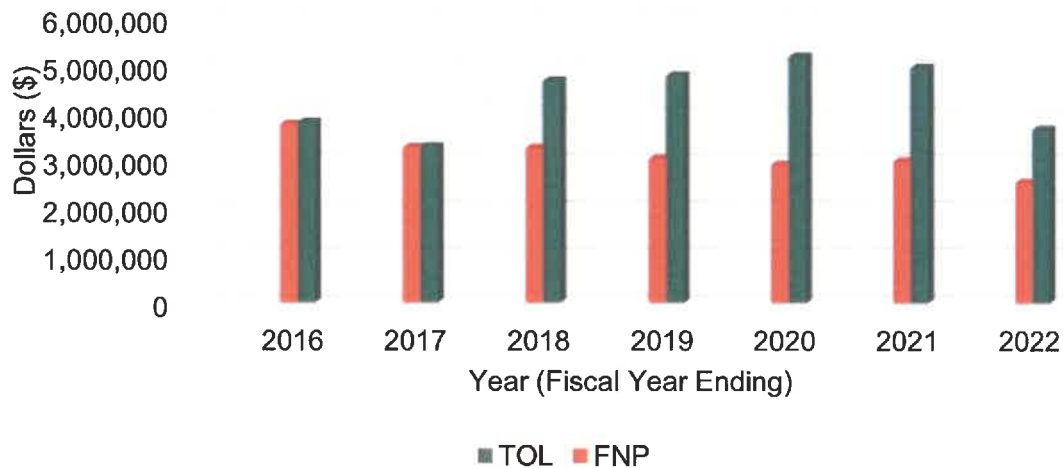
Based upon actuarial assumptions and projections described herein, as well as the census and benefit data provided by the District, the Total OPEB Liability, Fiduciary Net Position and Net OPEB Liability measured as of June 30, 2022, are as follows:

Total OPEB Liability (TOL)	\$ 3,687,552
Fiduciary Net Position (FNP)	\$ 2,557,780
Net OPEB Liability (NOL)	\$ 1,129,772

Detailed calculations for the above results can be found in the OPEB Tables.

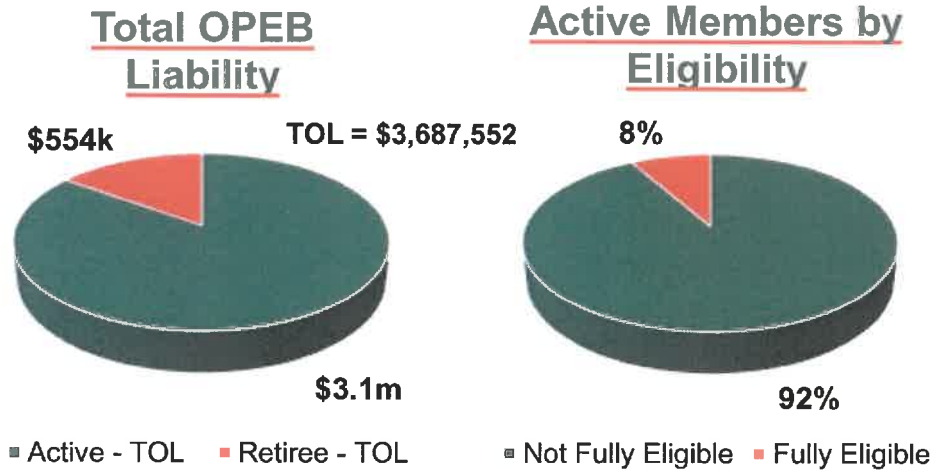
GASB 75 includes certain Required Supplementary Information (RSI) disclosure requirements including a 10-year schedule presenting, in part, a history of the Total OPEB Liability, the plan's Fiduciary Net Position and Net OPEB Liability (see OPEB Table IV in the table section of the report). The chart below visually summarizes the comparison of the District's Total OPEB Liability and Fiduciary Net Position since implementation of these new guidelines:

History of Total OPEB Liability (TOL) & Fiduciary Net Position (FNP)



Note: For additional details, see OPEB Table IV

The charts below show a breakdown of the District's Total OPEB Liability between actives and retirees measured as of June 30, 2022, in addition to a comparison of the current eligibility status of all active plan participants as of the valuation date:



Deferred Inflow and Outflow of Resources

The Plan’s benefit terms have changed since the prior valuation, therefore a change in benefit terms was calculated that resulted in an increase in the Total OPEB Liability. Specifically, the sick leave payout amounts for Teachers and Support Staff increased causing a slight increase in implicit rate subsidy from use towards continued coverage on the District’s group health plan.

Differences between expected and actual experience resulted in a decrease in the Total OPEB Liability. Note that this decrease was in part due to a clarification on Administrator’s specific benefit eligibilities (previously more individuals noted as Administrators were valued as receiving the benefits described on the benefit summary based on their original date of hire with the District). Changes of assumptions or other inputs also resulted in decrease in the Total OPEB Liability. These changes included updated WRS decrement assumptions, assumed discount rate, assumed health care trend, and the assumed number of dependents covered under family coverage used in calculating the expected per capita claims cost. The increase in deferred inflow of resources from these two sources is to be recognized over the average of the expected remaining service lives of active and inactive plan members. The Plan has an average expected remaining service life of 13 years.

The net difference between projected and actual earnings on OPEB plan investments resulted in an actuarial loss due to earnings being less than expected. This loss is to be recognized as an outflow of resources over a 5-year period.

District contributions subsequent to the measurement date will be recognized as a deferred outflow of resources and a reduction in the Net OPEB Liability in the year ended June 30, 2023, to be reported for the fiscal year end June 30, 2024. Other amounts reported as deferred inflows and outflows will be recognized in the OPEB expense according to Table V.

Note that OPEB Table V, which reflects all deferred inflows and outflows of resources, contains a “TBD” line item related to District contributions subsequent to the measurement date. As noted above, such contributions will be recognized as a deferred outflow of resources since the District is reporting their obligations through June 30,

2022, on their June 30, 2023, audited financial statements. This figure is based upon the actual amount contributed to the District's Trust for the 2022/23 fiscal year since the District funds its OPEB benefits via an irrevocable Trust.

Key Actuarial Methods and Assumptions

The valuation was based upon the data provided by the District. In performing this study, we utilized the premium rate history of the District's health plan as well as the trends used in the prior valuation and projected a stream of expected premium rates for each year in the future based on the data as of June 30, 2022.

The assumed initial annual health care trend rates are based in part on the 2022 Segal Health Plan Cost Trend Survey. Rates are trended down in subsequent years in accordance with prevalent actuarial practice, based in part on the Society of Actuaries - Getzen Long-Term Health Care Cost Trends Model, as updated October 2020.

GASB guidelines require that actuarial valuations of OPEB benefits use the entry-age normal actuarial method. Therefore, this valuation was performed using the entry-age normal actuarial method.

The valuation date and measurement date are June 30, 2022. This valuation is eligible for reporting periods ending June 30, 2023, and June 30, 2024, though the accompanying exhibits are only valid for the reporting period ending June 30, 2023.

Actuarial assumptions are based upon an experience study conducted in 2021 using Wisconsin Retirement System (WRS) experience from 2018-2020.

Of eligible Administrators hired between July 1, 2004, and July 1, 2005, and Teachers hired prior to July 1, 2020, who are currently electing coverage on the District's group health plan, 60% were assumed to use their health credit to remain on the District's plan. Further, one half of these individuals (i.e., 30%) were assumed to remain on the District's plan upon exhaustion of their credit by self-paying the full amount (100%) of the premium until Medicare eligibility, if retiring prior to July 1, 2026. Similarly, for eligible Support Staff hired prior to July 1, 2020, who are currently electing coverage, 30% were assumed to use their credit to remain on the District's plan and one half of these individuals (i.e., 15%) were assumed to remain on the plan until Medicare eligibility upon exhaustion of their credit, if retiring prior to July 1, 2026.

Additionally, 20% of Administrators hired after July 1, 2005, and Teachers and Support Staff hired after July 1, 2020, currently electing coverage were assumed to continue to participate in the District's group health plan in retirement for 18 months at the Single coverage level. The liability incurred on behalf of the above assumptions was calculated and included in this valuation.

The projection of cash flows used to determine the single discount rate assumed that employer contributions will be made at rates equal to the actuarially determined contribution rates. Based on these assumptions, the OPEB plan's fiduciary net position was projected to be available to make all projected future benefit payments of current plan members. Since the majority of assets are held as fixed income, cash and cash-equivalents, the long-term expected rate of return on OPEB plan investments was based upon a 20-year AA municipal bond index and applied to all periods of projected benefit payments to determine the Total OPEB Liability.

A discount rate of 4.00 was used in calculating the District's OPEB liabilities (based upon all projected payments discounted at a long-term expected rate of return of 4.00%). This

rate is equivalent to the S&P Municipal Bond 20 Year High Grade Index as of the week of the measurement date.

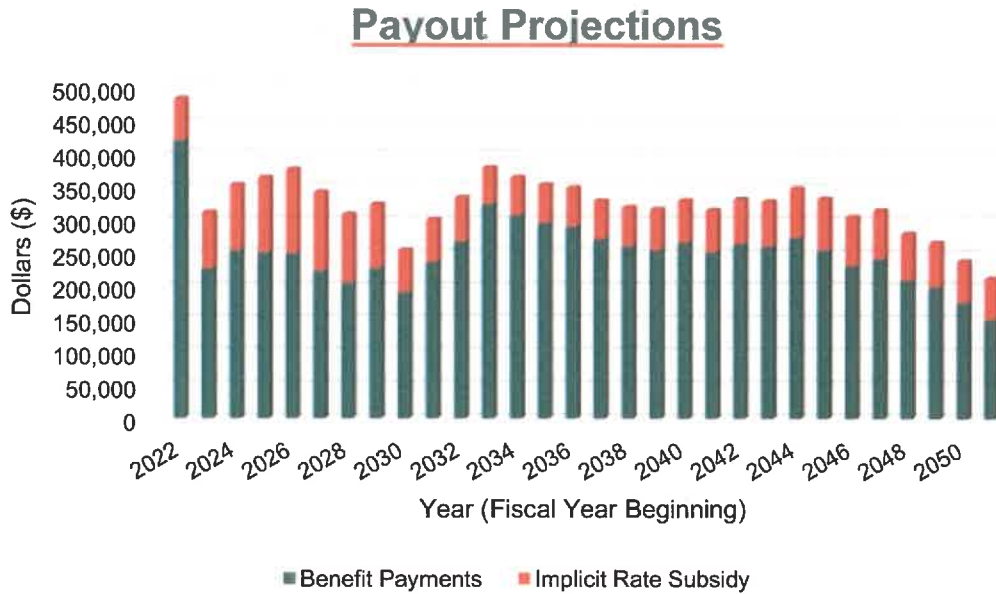
Included at the end of the report is the OPEB Technical Appendix, which discloses a full description of the assumptions noted above as well as all other assumptions used in this valuation.

Pay-As-You-Go (Table IX)

GASB requires all public entities to identify and include their post-employment liability in their financial statements. However, at this time GASB does not require any public entity to fund this liability. Since many districts currently provide for post-employment benefits on a pay-as-you-go basis, we have included OPEB Table IX. This table illustrates, based upon the assumptions used in this valuation, the District's annual liability for retiree OPEB benefits on a pay-as-you-go basis.

The projections illustrated in OPEB Table IX are for illustrative purposes and pertain only to the liabilities incurred from those eligible active and retired employees of the District as of June 30, 2022. In other words, it is based upon a closed valuation, such that no new hires are assumed to replace those future retirees expected to receive benefits as noted. The valuation is based upon numerous assumptions as detailed in the technical appendix. Due to these assumptions, the likelihood of actual costs equaling the stated decreases for each year projecting further into the future.

The chart below shows a projection of expected District benefit payments over the next 30 years:



Note: For additional details, see OPEB Table IX

OPEB Tables

OPEB Table I

Medford Area Public School District
 Projection of Total OPEB Liability

		Baseline - 1%	Discount Rate Baseline	Baseline + 1%
Total OPEB Liability	6/30/2021	\$ 5,218,634	\$ 4,987,434	\$ 4,758,752
Service Cost		366,100	320,928	280,175
Interest		63,378	108,370	148,440
Benefit Payments		(662,920)	(662,920)	(662,920)
Changes of benefit terms		4,537	4,319	4,099
Differences between expected and actual experience		(790,545)	(727,280)	(665,246)
Changes of assumptions or other input		(348,423)	(343,299)	(335,773)
Total OPEB Liability	6/30/2022	\$ 3,850,761	\$ 3,687,552	\$ 3,527,527

OPEB Table II

Medford Area Public School District
Change in Net OPEB Liability

	Total OPEB Liability (a)	Increase (Decrease) Fiduciary Net Position (b)	Net OPEB Liability (a) - (b)
Balances at 6/30/2021	\$ 4,987,434	\$ 3,005,658	\$ 1,981,776
Changes for the year:			
Service Cost	320,928		320,928
Interest	108,370		108,370
Changes of benefit terms	4,319		4,319
Differences between expected and actual experience	(727,280)		(727,280)
Changes of assumptions or other input	(343,299)		(343,299)
Contributions - Employer		427,045	(427,045)
Net Investment Income		(212,003)	212,003
Benefit Payments	(662,920)	(662,920)	-
Administrative Expense		-	-
Net Changes	(1,299,882)	(447,878)	(852,004)
Balances at 6/30/2022	\$ 3,687,552	\$ 2,557,780	\$ 1,129,772

OPEB Table III

Medford Area Public School District

Sensitivity of Net OPEB Liability to Changes in Discount Rate

	1% Decrease 3.00%	Current Discount Rate 4.00%	1% Increase 5.00%
Total OPEB Liability	\$ 3,850,761	\$ 3,687,552	\$ 3,527,527
Fiduciary Net Position	2,557,780	2,557,780	2,557,780
Net OPEB Liability	\$ 1,292,981	\$ 1,129,772	\$ 969,747

Sensitivity of Net OPEB Liability to Changes in Healthcare Cost Trend Rates

	1% Decrease (6.0% decreasing to 3.5%)	Health Care Cost Trend Rates (7.0% decreasing to 4.5%)	1% Increase (8.0% decreasing to 5.5%)
Total OPEB Liability	\$ 3,637,950	\$ 3,687,552	\$ 3,741,229
Fiduciary Net Position	2,557,780	2,557,780	2,557,780
Net OPEB Liability	\$ 1,080,170	\$ 1,129,772	\$ 1,183,449

OPEB Table IV
Medford Area Public School District
 Schedule of Changes in Net OPEB Liability and Related Ratios

	Fiscal Year Ending						
	2022	2021	2020	2019	2018	2017	2016
Total OPEB Liability							
Service Cost	\$ 320,928	\$ 313,866	\$ 323,154	\$ 300,740	\$ 188,401	\$ 202,459	\$ 202,459
Interest	108,370	113,593	167,847	174,266	115,718	106,738	112,868
Changes of benefit terms	4,319	-	(290,656)	-	258,970	-	-
Differences between expected and actual experience	(727,280)	-	502,732	-	498,057	-	-
Changes of assumptions or other input	(343,299)	-	75,740	64,093	538,919	(77,828)	-
Benefit Payments	(662,920)	(663,333)	(379,135)	(424,393)	(206,345)	(745,772)	(293,519)
Net change in Total OPEB Liability	\$ (1,299,882)	\$ (235,874)	\$ 399,882	\$ 114,706	\$ 1,393,720	\$ (514,404)	\$ 21,808
Total OPEB Liability - Beginning	4,987,434	5,223,308	4,823,626	4,708,920	3,315,200	3,829,604	3,807,796
Total OPEB Liability - Ending (a)	\$ 3,687,552	\$ 4,987,434	\$ 5,223,308	\$ 4,823,626	\$ 4,708,920	\$ 3,315,200	\$ 3,829,604
Fiduciary Net Position							
Contributions - Employer	\$ 427,045	\$ 427,045	\$ 162,034	\$ 63,090	\$ 80,467	\$ 50,267	\$ 22,774
Net Investment Income	(212,003)	315,566	87,193	134,705	113,058	204,445	50,997
Benefit Payments	(662,920)	(663,333)	(379,135)	(424,393)	(206,345)	(745,772)	(293,519)
Administrative Expense	-	-	-	-	-	-	-
Net change in Fiduciary Net Position	\$ (447,878)	\$ 79,278	\$ (129,908)	\$ (226,598)	\$ (12,820)	\$ (491,060)	\$ (219,748)
Fiduciary Net Position - Beginning	3,005,658	2,926,380	3,056,288	3,282,886	3,295,706	3,786,766	4,006,514
Fiduciary Net Position - Ending (b)	\$ 2,557,780	\$ 3,005,658	\$ 2,926,380	\$ 3,056,288	\$ 3,282,886	\$ 3,295,706	\$ 3,786,766
Net OPEB Liability							
Net OPEB Liability -- Ending (a) - (b)	\$ 1,129,772	\$ 1,981,776	\$ 2,296,928	\$ 1,767,338	\$ 1,426,034	\$ 19,494	\$ 42,838
Fiduciary Net Position as a percentage of the Total OPEB Liability	69.36%	60.26%	56.03%	63.36%	69.72%	99.41%	98.88%
Covered-Employee Payroll	\$ 20,014,971	\$ 16,775,765	\$ 16,775,765	\$ 14,447,870	\$ 14,447,870	\$ 11,666,266	\$ 11,666,266
Net OPEB Liability as a percentage of Covered-Employee Payroll	5.64%	11.81%	13.69%	12.23%	9.87%	0.17%	0.37%

OPEB Table V

Medford Area Public School District
 Schedule of Collective Deferred Inflows and Outflows

Gain/Loss	Deferred Outflows of Resources	Deferred Inflows of Resources
Differences between expected and actual experience	\$ 693,213	\$ 671,335
Changes of assumptions or other input	434,279	355,804
Net difference between projected and actual earnings on OPEB plan investments	72,868	-
District contributions subsequent to the measurement date	TBD	-
Total	\$ 1,200,360	\$ 1,027,139

Deferred outflows of resources related to OPEB resulting from District contributions subsequent to the measurement date will be recognized as a reduction of the Net OPEB Liability in the year ended June 30, 2023, to be reported for the fiscal year end June 30, 2024. Other amounts reported as deferred outflows and deferred inflows of resources related to OPEB will be recognized in OPEB expense as follows:

Year ended June 30:	\$
2023	44,796
2024	48,469
2025	45,274
2026	95,753
2027	40,356
Thereafter	(101,427)

OPEB Table VI

Medford Area Public School District
Calculation of Collective OPEB Expense

Change in Net OPEB Liability	\$ (852,004)
(Increase)/Decrease in Deferred Outflows	56,327
Increase/(Decrease) in Deferred Inflows	783,707
Contributions - Employer	<u>427,045</u>

OPEB Expense **\$ 415,075**

Operating Expenses

Service Cost	\$ 320,928
Administrative Expenses	-
Total (a)	<u>\$ 320,928</u>

Financing Expenses

Interest	\$ 108,370
Expected return on assets	<u>(64,974)</u>
Total (b)	\$ 43,396

Changes

Benefit changes	\$ 4,319
Recognition of assumption changes	19,317
Recognition of experience gains and losses	21,039
Recognition of investment gains and losses	<u>6,076</u>
Total (c)	\$ 50,751

OPEB Expense (a + b + c) **\$ 415,075**

OPEB Expense as % of Payroll **2.07%**

OPEB Table VII

Medford Area Public School District
 Schedule of Employer Contributions
 Last 10 Fiscal Years

	Fiscal Year Ending									
	2022	2021	2020	2019	2018	2017	2016	2015	2014	2013
Actuarially Determined Contribution (ADC)	\$ 427,045	\$ 427,045	\$ 392,001	\$ 392,001	\$ 210,718	\$ 210,718	\$ 44,470			
Contributions in Relation to the ADC	427,045	427,045	162,034	63,090	80,467	50,267	22,774			
Contribution Deficiency/(Excess)	-	-	229,967	328,911	130,251	160,451	21,696			
Covered-Employee Payroll	\$ 20,014,971	\$ 16,775,765	\$ 16,775,765	\$ 14,447,870	\$ 14,447,870	\$ 11,656,266	\$ 11,656,266			
Contributions as a percentage of Covered-Employee Payroll	2.13%	2.55%	0.97%	0.44%	0.56%	0.43%	0.20%			

Key Methods and Assumption Used to Calculate ADC

Actuarial cost method	Entry Age Normal	Entry Age Normal	Entry Age Normal
Asset valuation method	Market Value	Market Value	Market Value
Amortization method	30 year Level \$	30 year Level \$	30 year Level \$
Discount rate	2.25%	3.75%	5.50%
Inflation	2.00%	2.50%	3.00%
Valuation Date	June 30, 2020	June 30, 2018	July 1, 2014

OPEB Table VIII

Medford Area Public School District

The major assumptions and methods used in this valuation are as follows:

- 1 Valuation Date June 30, 2022
- 2 Measurement Date June 30, 2022
- 3 Reporting Date June 30, 2023
- 4 Actuarial Cost Method Entry Age Normal (level percent of salary)
- 5 Health Care Trend 7.00% decreasing to 6.50%, then decreasing by 0.10% per year down to 4.50%, and level thereafter
- 6 Discount Rate* 4.00% (based upon all years of projected payments discounted at a municipal bond rate of 4.00%)
- 7 Municipal Bond Rate Source S&P Municipal Bond 20 Year High Grade Index
- 8 Actuarial Assumptions Based on an experience study conducted in 2021 using Wisconsin Retirement System (WRS) experience from 2018-20
- 9 Mortality Assumptions 2020 WRS Experience Tables for Active Employees and Healthy Retirees projected with mortality improvements using the fully generational MP-2021 projection scale from a base year of 2010

* Implicit in this rate is an assumed rate of inflation of 2.50%

OPEB Table IX
 Medford Area Public School District
 Pay As You Go
 Projection of OPEB (30 Year Projection)

A	B	C	D	E	F
Fiscal Year Beginning	Retiree Plan Premiums	District Benefit Payments	District OPEB Liability (C + E)	Implicit Rate Subsidy	Cost → Value
2022	\$ 179,551	\$ 422,145	\$ 485,144	\$ 62,999	1.3509
2023	223,263	228,765	312,387	83,621	1.3745
2024	258,532	256,083	354,349	98,266	1.3801
2025	287,599	252,639	365,690	113,050	1.3931
2026	304,448	251,434	377,892	126,458	1.4154
2027	272,535	224,558	343,571	119,013	
2028	239,693	206,888	309,677	102,789	
2029	216,377	229,161	324,949	95,788	
2030	147,932	192,701	255,410	62,710	
2031	149,165	238,842	301,840	62,998	
2032	160,503	269,324	335,600	66,277	
2033	144,554	326,345	380,690	54,345	
2034	149,399	309,809	365,792	55,983	
2035	147,285	297,497	354,894	57,397	
2036	155,735	292,470	349,998	57,528	
2037	157,456	273,088	330,693	57,605	
2038	159,335	262,773	320,605	57,832	
2039	164,600	256,924	317,679	60,756	
2040	168,455	268,414	331,223	62,809	
2041	171,107	253,505	316,202	62,696	
2042	194,032	266,083	333,591	67,509	
2043	197,754	262,183	329,899	67,716	
2044	212,607	275,381	349,239	73,858	
2045	217,484	256,850	333,915	77,065	
2046	200,873	232,930	306,055	73,125	
2047	200,378	243,986	316,267	72,281	
2048	186,457	211,401	280,771	69,370	
2049	177,336	200,937	267,291	66,354	
2050	165,019	177,717	239,664	61,947	
2051	158,685	151,947	212,738	60,791	

OPEB Table X

Medford Area Public School District
Active Employees as of June 30, 2022

Age	Years of Service										Total
	0 - 4	5 - 9	10 - 14	15 - 19	20 - 24	25 - 29	30 - 34	35 or more			
Under 20	3	-	-	-	-	-	-	-	-	-	3
20 - 24	18	1	1	-	-	-	-	-	-	-	20
25 - 29	39	11	-	-	-	-	-	-	-	-	50
30 - 34	30	20	2	-	-	-	-	-	-	-	52
35 - 39	30	23	12	2	-	-	-	-	-	-	67
40 - 44	23	14	8	12	1	-	-	-	-	-	58
45 - 49	23	11	6	5	12	-	-	-	-	-	57
50 - 54	16	6	2	4	2	10	7	-	-	-	47
55 - 59	6	3	2	3	5	4	7	3	-	-	33
60 - 64	6	7	2	1	2	-	3	-	-	-	21
65 and over	1	1	2	-	-	-	1	-	-	-	5
Total	195	97	37	27	22	14	18	3	3	3	413

Averages:

Age: 41.4

Service: 8.4

OPEB Table XI
Medford Area Public School District
 All Members by Medical Coverage as of June 30, 2022

	Actives					Retirees			
	Single	Family	Waived	None	Total	Single	Family	Waived	Total
<i>Administrators</i>	3	11	-	-	14	-	1	-	1
<i>Teachers</i>	53	186	45	-	284	7	4	-	11
<i>Support Staff</i>	19	55	39	2	115	-	-	-	-
Totals	75	252	84	2	413	7	5	-	12

OPEB Table XII

Medford Area Public School District
 Members by Eligibility as of June 30, 2022

	Actives		Retirees
	Fully Eligible	Not Fully Eligible	Total Eligible
<i>Administrators</i>	1	13	1
<i>Teachers</i>	18	242	11
<i>Support Staff</i>	11	79	-
Totals	30	334	12

Administrators

Teachers

Support Staff

Totals

Full Eligibility is met if, as of June 30, 2022, the member has met the age and service requirements as stated in the plan provisions.

Note: Only those members who are assumed to receive an OPEB are included in the counts above. Further, the active Teacher and Support Staff counts include individuals currently waiving coverage who are eligible for a District-provided HRA benefit in retirement.

OPEB Technical Appendix

Medford Area Public School District Post-Employment Benefit Summary

Current retirees:

*Benefits are fully-funded via an irrevocable HRA account. Thus, the OPEB benefit for current retirees is limited to **implicit rate subsidy only**.*

Teachers

Hired Prior to 7/1/2020													
Eligibility	OPEB												
<p>At least age 55 with a minimum of 15 years of service in the District</p>	<p>Premium Only HRA: The District shall contribute 100% of the applicable retiree’s health premiums until the amount defined below is exhausted or the retiree becomes eligible for group health insurance with a future employer, whichever occurs first.</p> <table border="1" style="margin-left: auto; margin-right: auto; border-collapse: collapse; text-align: center;"> <thead> <tr style="background-color: #4f7942; color: white;"> <th style="padding: 5px;">Years of Service</th> <th style="padding: 5px;">Credit Amount</th> </tr> </thead> <tbody> <tr> <td style="padding: 5px;">15</td> <td style="padding: 5px;">\$39,160</td> </tr> <tr> <td style="padding: 5px;">20</td> <td style="padding: 5px;">\$41,160</td> </tr> <tr> <td style="padding: 5px;">25</td> <td style="padding: 5px;">\$43,160</td> </tr> <tr> <td style="padding: 5px;"></td> <td style="padding: 5px;">\$48,160</td> </tr> <tr> <td style="padding: 5px;">30 or more</td> <td style="padding: 5px;">(+ additional \$1,000 per year)</td> </tr> </tbody> </table> <p>The credit can be used towards the District’s health plan or a plan outside the District. Upon exhaustion of the credit, the retiree may remain on the District’s group health plan indefinitely.</p> <p>Note: The District will credit an additional amount for each year of service beyond those listed above (i.e., the District will credit an additional amount based on \$400/year for years of service between 15-20 and 20-25, and an additional \$1,000/year for years of service between 25-30).</p> <p>Sick Leave Conversion Benefit (<i>Implicit Rate Subsidy Only</i>): Unused sick leave accumulated upon the retirement, up to a maximum of 108 days, will be converted at the rate of \$75 per day. These monies are to be added to the retiree’s credit.</p> <p>In the event of the retiree’s death prior to the exhaustion of their benefit, the surviving spouse will be entitled to any remaining portions.</p>	Years of Service	Credit Amount	15	\$39,160	20	\$41,160	25	\$43,160		\$48,160	30 or more	(+ additional \$1,000 per year)
Years of Service	Credit Amount												
15	\$39,160												
20	\$41,160												
25	\$43,160												
	\$48,160												
30 or more	(+ additional \$1,000 per year)												

Teachers (cont.)

Hired On or After 7/1/2020	
Eligibility	Actively-Funded Benefit
<p>At least age 55 with a minimum of 15 years of service in the District</p>	<p>HRA Contributions: The District will fund annually, earmarked by employee during each active year of service \$750/year of service beginning with the 2020/2021 fiscal year into an irrevocable trust.</p> <p>Note: No vesting schedule</p> <p><i>Since the District is funding this benefit annually as it is earned, it is assumed that the obligation is accounted for each year and that the irrevocable account is always fully-funded for the amount of the total obligation. Thus, this benefit, while provided in retirement, is not included in the OPEB valuation.</i></p>

Administration

Eligibility	OPEB
<p>At least age 55 with a minimum of 12 years of administrative service in the District or no less than a total of 25 years of teaching and administrative experience in the District</p>	Hired Prior to July 1, 2004
	<p>Health Insurance: The District will contribute 89% of the health premiums on behalf of the retiree for a period of 8 years based on the current yearly rate. Note: "yearly rate" refers to 89% of the rates that are current for that year. The contribution amount may change each 12 months.</p> <p>In the event of the retiree's death prior to the exhaustion of their benefit, the surviving spouse will be entitled to any remaining portions.</p> <p>Note: the last Administrator with this contract is retiring 12-31-2022.</p>
	Hired Between July 1, 2004 & July 1, 2005
	<p>Premium Only HRA: Eligible retirees will receive a credit amount equal to their last annual salary prior to retirement. The credit can be used towards the District's health plan or a plan outside the District until exhaustion. Upon exhaustion of the credit, the retiree may remain on the District's group health plan indefinitely.</p> <p>In the event of the retiree's death prior to the exhaustion of their benefit, the surviving spouse will be entitled to any remaining portions.</p>

Administration (cont.)

Hired on or after July 1, 2005	
Eligibility	Actively-Funded Benefit
<p>Funded during active years of service</p>	<p>Eligible Administrators shall receive benefits funded during active years of service instead of the post-employment benefits illustrated above.</p> <p><u>403(b) Contributions:</u> The District provides Administrators with \$3,000 into an 403(b) upon each year of completed service in the District.</p> <p><u>403(b) Match:</u> The District will match 100% up to the first \$3,000 contributed each year.</p> <p><i>The benefit is funded during active years of service in the year it is earned and earmarked by employee. Therefore, the actively-funded benefit is not included in the post-employment valuation.</i></p>
Eligibility	Non-OPEB: Supplemental Pension – Not Valued
<p>At least age 55 with a minimum of 12 years of administrative service in the District or no less than a total of 25 years of teaching and administrative experience in the District</p>	<p><u>403(b) Contribution:</u> Upon retirement the District shall make a one-time contribution into a retiree's 403(b) in the amount of \$10,000.</p> <p>As of July 1, 2023, the amount of the contribution will increase to \$15,000.</p> <p><i>Note: the auditor has previously determined this amount to be immaterial. Thus, the benefit is not being valued nor is a separate supplemental pension valuation being prepared.</i></p>

Support Staff

Hired Prior to 7/1/2020											
Eligibility	OPEB										
At least age 55	<p>Premium Only HRA: The District shall contribute 100% of the applicable retiree's health premiums until the amount defined below is exhausted.</p> <table border="1" style="margin-left: auto; margin-right: auto;"> <thead> <tr> <th style="text-align: center;">Years of Service</th> <th style="text-align: center;">Credit Amount</th> </tr> </thead> <tbody> <tr> <td style="text-align: center;">15</td> <td style="text-align: center;">\$ 17,000</td> </tr> <tr> <td style="text-align: center;">20</td> <td style="text-align: center;">\$ 18,000</td> </tr> <tr> <td style="text-align: center;">25</td> <td style="text-align: center;">\$ 19,000</td> </tr> <tr> <td style="text-align: center;">30</td> <td style="text-align: center;">\$ 21,000 (+ additional \$600 per year)</td> </tr> </tbody> </table> <p>The credit can be used towards the District's health plan or a plan outside the District. Upon exhaustion of the credit, the retiree may remain on the District's group health plan indefinitely.</p> <p>Note: For 9, 10, 11-month employees, the retirement benefit will be prorated. Proration is as follows: 9-month employees 75% and 11-month employees 91.7%. Further, District will credit an additional amount for each year of service beyond those listed above (i.e., the District will credit an additional amount based on \$200/year for years of service between 15-20 and 20-25, and an additional \$400/year for years of service between 25-30).</p> <p>Sick Leave Conversion Benefit (<i>Implicit Rate Subsidy Only</i>): Unused sick leave accumulated upon the retirement, up to a maximum of 96 days, will be converted at the rate of \$60 per day (\$75 per day as of July 1, 2022). These monies are to be added to the retiree's credit.</p> <p>In the event of the retiree's death prior to the exhaustion of their benefit, the surviving spouse will be entitled to any remaining portions until exhaustion or death of the surviving spouse, whichever occurs first.</p>	Years of Service	Credit Amount	15	\$ 17,000	20	\$ 18,000	25	\$ 19,000	30	\$ 21,000 (+ additional \$600 per year)
Years of Service	Credit Amount										
15	\$ 17,000										
20	\$ 18,000										
25	\$ 19,000										
30	\$ 21,000 (+ additional \$600 per year)										
<p>Notes:</p> <ul style="list-style-type: none"> • A retiree's benefits may be combined with those of their spouse if both support staff are employed by the District. • The retiree may choose to delay the receipt of the benefit described above; however, delay of the benefit will not affect the amount provided to the retiree. 											

Support Staff (cont.)

Hired on/after 7/1/2020	
Eligibility	Actively-Funded Benefit
<p>At least age 55 with a minimum of 15 years of service in the District</p>	<p><u>HRA Contributions:</u> The District will fund annually, earmarked by employee during each active year of service \$375/year of service beginning with the 2020/2021 fiscal year into an irrevocable trust.</p> <p>Note: No vesting schedule</p> <p><i>Since the District is funding this benefit annually as it is earned, it is assumed that the obligation is accounted for each year and that the irrevocable account is always fully-funded for the amount of the total obligation. Thus, this benefit, while provided in retirement, is not included in the OPEB valuation.</i></p>
<p>Note: Support Staff includes: Assistants, AV Technicians, Bus Drivers, Cooks, Custodians, Secretaries and Specialists</p>	

Notes:

- *Teachers and Support Staff also have a Sick leave benefit, which is not included in the summaries above.*
- *The Sick Leave Benefit is not an OPEB benefit, but a compensated absence under GASB 16. However, the resulting implicit rate subsidy, when applicable, from use of such funds to remain on the District's health plan should be accounted for as an OPEB.*
- *The entire health credit is paid as a lump sum upon the employee's retirement and transferred from the District's Irrevocable Trust (Fund 73) to Mid-America's HRA trust. This valuation reflects the post-employment obligations of active employees yet to receive their health credit and incorporates only the trust assets in the District's Fund 73 (not including those assets held in Mid-America's HRA trust).*
- *The District has a high deductible health plan (\$6,450 single/ \$12,900 family) and provides HSA contributions to active employees in the amount of \$3,000 single/ \$6,500 family. Retirees are not eligible for these HSA contributions. As of January 1, 2023, the high deductible health plan will be \$5,500 single/ \$11,000 family with HSA contributions of \$2,750 single/ \$5,500 family for active employees. Retirees are still not eligible for the contributions.*
- *Effective 7/1/2026, retirees will only be able to self-pay to remain on the District's group health plan for the duration of COBRA.*

OPEB Actuarial Assumptions

Valuation Date	June 30, 2022
Measurement Date	June 30, 2022
Reporting Date	June 30, 2023
Actuarial Cost Method	<u>Entry Age Normal – Level % of Salary</u> : Under this method, the actuarial present value of the projected benefits of each individual included in an actuarial valuation is allocated on a level basis over the earnings of the individual between entry age and assumed exit age(s). The normal cost is equal to the valuation salary multiplied by the present value of benefits divided by the present value of future salaries, measured as of the date of hire. The accrued liability is equal to the present value of projected benefits minus the present value of future normal costs, measured as of the valuation date.
Interest Rate	Discount rate for valuing liabilities – 4.00% Municipal Bond Rate – 4.00% Implicit in these rates is 2.50% assumed rate of inflation.
Asset Valuation Method	Market Value
Average of Expected Remaining Service Lives	13 years

Retirement Rates*Early Retirement*

<u>Age</u>	<u>Male</u>	<u>Female</u>
55	12.0%	11.0%
56	13.0	13.0
57	13.0	12.0
58	12.0	13.0
59	14.0	14.0
60	16.0	17.0
61	16.0	17.0
62	23.0	24.0
63	21.0	24.0
64	21.0	24.0

Regular Retirement (at least age 65 with 5 or more years of service OR 30 or more years of service)

<u>Age</u>	<u>Male</u>	<u>Female</u>
57	31.0%	28.0%
58	29.0	28.0
59	28.0	26.0
60	27.0	29.0
61	26.0	27.0
62	39.0	36.0
63	33.0	31.0
64	30.0	30.0
65	32.0	39.0
66	35.0	44.0
67	31.0	31.0
68	28.0	28.0
69	20.0	20.0
70	30.0	30.0
71	25.0	25.0
72	25.0	25.0
73	25.0	25.0
74	25.0	25.0
75	100.0	100.0

No employees are assumed to retire prior to becoming eligible for benefits.

Mortality Rates

Active and retiree mortality rates at sample ages in 2022:

<u>Age</u>	Active		Retiree	
	<u>Male</u>	<u>Female</u>	<u>Male</u>	<u>Female</u>
20	0.000400	0.000165		
25	0.000215	0.000129		
30	0.000351	0.000226		
35	0.000511	0.000325		
40	0.000639	0.000428		
45	0.000819	0.000545		
50	0.001190	0.000783		
55	0.001879	0.001244	0.002436	0.002246
60	0.003101	0.001962	0.004193	0.003498
65	0.005004	0.003015	0.006810	0.004983
70	0.007488	0.004983	0.011301	0.007911
75	0.010923	0.009507	0.020599	0.015081
80	0.021801	0.019586	0.039363	0.030225

2020 WRS Experience Tables for Active Employees and Healthy Retirees projected with mortality improvements using the fully generational MP-2021 projection scale from a base year of 2010. Future years will reflect improvements in mortality.

Separation Rates

Select and ultimate termination rates at sample ages and years of service are shown below:

<u>Age</u>	<u>Service</u>	<u>Male</u>	<u>Female</u>
	0	12.6%	12.0%
	1	11.6	10.0
	2	8.5	8.5
	3	6.0	6.2
	4	5.6	5.8
	5	4.5	4.8
	6	3.7	4.1
	7	2.9	3.5
	8	2.6	3.4
	9	2.5	3.0
30	10 or More	2.0	2.2
35		1.6	1.9
40		1.4	1.6
45		1.4	1.4
50		1.3	1.2
55		1.3	1.2

No separation rates are assumed after eligibility for retirement.

Disablement Rates

Active participant disability rates at sample ages:

<u>Age</u>	<u>Male</u>	<u>Female</u>
20	0.01%	0.01%
25	0.01	0.01
30	0.01	0.01
35	0.01	0.01
40	0.01	0.02
45	0.03	0.05
50	0.08	0.10
55	0.14	0.14
60	0.24	0.21

Health Care Trend*(Annual Increases)*

<u>Year</u>	<u>Health Care</u>
2022	7.0%
2023	6.5
2024	6.4
2025	6.3
2026	6.2
2027	6.1
2028	6.0
2029	5.9
2030	5.8
2031	5.7
2032	5.6
2033	5.5
2034	5.4
2035	5.3
2036	5.2
2037	5.1
2038	5.0
2039	4.9
2040	4.8
2041	4.7
2042	4.6
2043+	4.5

The assumed initial annual health care trend rates are based in part on the 2022 Segal Health Plan Cost Trend Survey. Rates are trended down in subsequent years in accordance with prevalent actuarial practice, based in part on the Society of Actuaries - Getzen Long-Term Health Care Cost Trends Model, as updated October 2020.

Health Plan Funding

Fully Insured

Salary Merit Scale
(Annual Increases)

<u>Service</u>	<u>Increase</u>
1	5.6%
2	5.6
3	5.2
4	4.7
5	4.3
10	2.6
15	1.4
20	0.6
25	0.3
30	0.2
35	0.1

The assumed salary inflation of 3.0% per year is added to these merit increases to get the total assumed increase in salary.

Age Related Health Care Cost

2022/23 monthly medical premium rates under the District's plan were as follows:

<u>Plan</u>	<u>Single</u>	<u>Family</u>
Low Deductible in Network	950.39	2,105.49
High Deductible in Network	754.92	1,672.45
Low Deductible out of Network	1,033.35	2,289.28
High Deductible out of Network	821.45	1,819.84

Health care costs are assumed to increase each year of age separate from trend due to increased cost of older participants, as follows:

<u>Age</u>	<u>Rate</u>
Under 40	4.00%
40-44	3.75%
45-49	3.50%
50-54	3.00%
55-64	3.25%

Percent with Coverage at Retirement	60% of active Administrators hired as Administrators between July 1, 2004, and July 1, 2005, and Teachers hired prior to July 1, 2020, eligible for a District-provided post-employment benefit and currently electing coverage. One half of these individuals (i.e., 30%) were assumed to continue coverage upon exhaustion of their credit until Medicare eligibility if retiring prior to July 1, 2026.
	30% of active Support Staff hired prior to July 1, 2020, eligible for a District-provided post-employment benefit and currently electing coverage. One half of these individuals (i.e., 15%) were assumed to continue coverage upon exhaustion of their credit until Medicare eligibility if retiring prior to July 1, 2026.
	20% of active Administrators hired as Administrators after July 1, 2005, and Teachers and Support Staff hired after July 1, 2020, currently electing coverage were assumed to continue to participate in retirement for 18 months at the Single coverage level.
Coverage Tier	70% of future covered retirees are assumed to cover a spouse in retirement.
Spouses' Age	Males are assumed to be three years older than their spouses.

Fd	T	Loc	Obj	Func	Prj	Obj	2022-23	May 2022-23	2022-23	2022-23	Encumbered	Unreceived
							Revised Budget	Monthly Revenue	FYTD Revenue	FYTD %	Balance	Balance
10	R	800	211	500000	000	PROPERTY TAX	5,462,350.00	0.00	3,810,843.40	69.77	0.00	1,651,506.60
10	R	800	213	500000	000	MOBILE HOME TAX	17,030.00	1,309.04	15,596.25	91.58	0.00	1,433.75
10	R	800	244	139000	000	PAYMENTS FOR SERVICES	0.00	0.00	148.69	0.00	0.00	148.69-
10	R	800	244	500000	000	PAYMENTS FOR SERVICES	1,000.00	0.00	0.00	0.00	0.00	1,000.00
10	R	800	262	500000	000	NON-CAP FOR RESALE	0.00	0.00	1,635.00	0.00	0.00	1,635.00-
10	R	800	264	500000	000	NON CAPITAL SURPLUS PROP.	18,000.00	0.00	9,021.42	50.12	0.00	8,978.58
10	R	800	271	500000	000	ADMISSIONS	25,000.00	904.00	42,180.00	168.72	0.00	17,180.00-
10	R	800	279	500000	000	OTHER SCHOOL ACTIVITY INC	8,000.00	2,390.00	9,185.40	114.82	0.00	1,185.40-
10	R	800	280	500000	000	INTEREST ON INVESTMENTS	2,000.00	4,762.75	65,120.05	3,256.00	0.00	63,120.05-
10	R	800	290	500000	000	OTHER REVENUE FROM LOC SO	0.00	0.00	592.50	0.00	0.00	592.50-
10	R	400	291	500000	957	GIFTS	0.00	0.00	200.00	0.00	0.00	200.00-
10	R	800	291	500000	000	GIFTS	5,000.00	0.00	22,761.68	455.23	0.00	17,761.68-
10	R	400	292	500000	000	STUDENT FEES	0.00	0.00	7,878.00	0.00	0.00	7,878.00-
10	R	800	292	500000	000	STUDENT FEES	30,000.00	7,170.00	26,558.38	88.53	0.00	3,441.62
10	R	800	293	500000	000	RENTALS	3,000.00	1,160.00	5,147.50	171.58	0.00	2,147.50-
10	R	800	295	500000	900	SUMMER SCHOOL REVENUE	0.00	0.00	75.00	0.00	0.00	75.00-
10	R	800	297	500000	000	STUDENT FINES	500.00	237.15	1,190.10	238.02	0.00	690.10-
10	R	---	2--	-----	---	*REVENUE FROM LOCAL SOURC	5,571,880.00	17,932.94	4,018,133.37	72.11	0.00	1,553,746.63
10	R	800	340	500000	000	PAYMENTS FOR SERVICES	0.00	0.00	1,175.00	0.00	0.00	1,175.00-
10	R	800	343	500000	000	CHGS FOR CO-CURR ACT. TO	0.00	0.00	4,078.00	0.00	0.00	4,078.00-
10	R	800	345	500000	000	GENERAL TUITION-OPEN ENRO	9,501,009.00	0.00	0.00	0.00	0.00	9,501,009.00
10	R	---	3--	-----	---	*INTERDIST PYMNTS WITHIN	9,501,009.00	0.00	5,253.00	0.06	0.00	9,495,756.00
10	R	800	516	500000	798	TRANSIT OF STATE AIDS	0.00	10,706.97	10,706.97	0.00	0.00	10,706.97-
10	R	800	517	500000	000	TRANSIT OF FEDERAL AIDS	0.00	0.00	150.00	0.00	0.00	150.00-
10	R	800	590	500000	000	OTHER REV - INTERMEDIATE	0.00	0.00	130.00	0.00	0.00	130.00-
10	R	---	5--	-----	---	*REV FROM INTERMEDIATE SO	0.00	10,706.97	10,986.97	0.00	0.00	10,986.97-
10	R	800	612	500000	000	TRANSPORTATION AID	132,000.00	0.00	110,180.00	83.47	0.00	21,820.00
10	R	800	613	500000	000	LIBRARY AID	95,000.00	0.00	0.00	0.00	0.00	95,000.00
10	R	800	613	500000	031	LIBRARY AID	0.00	0.00	133,631.00	0.00	0.00	133,631.00-
10	R	800	619	500000	445	OTHER CATEGORICAL AID	0.00	0.00	473.99	0.00	0.00	473.99-
10	R	800	621	500000	000	EQUALIZATION AID	15,443,854.00	0.00	10,038,506.00	65.00	0.00	5,405,348.00
10	R	800	630	500000	297	SPECIAL PROJECT GRANTS	75,000.00	46,283.58	59,815.08	79.75	0.00	15,184.92
10	R	800	630	500000	522	SPECIAL PROJECT GRANTS	10,068.00	0.00	0.00	0.00	0.00	10,068.00
10	R	800	630	500000	577	SPECIAL PROJECT GRANTS	16,034.00	0.00	16,034.67	100.00	0.00	0.67-
10	R	800	630	500000	583	SPECIAL PROJECT GRANTS	0.00	23,200.00	23,200.00	0.00	0.00	23,200.00-
10	R	800	690	500000	000	OTHER REVENUE FROM STATE	0.00	26.00	26.00	0.00	0.00	26.00-
10	R	800	691	500000	000	COMPUTER AID	198,313.00	148,014.59	148,014.59	74.64	0.00	50,298.41

Fd	T	Loc	Obj	Func	Prj	Obj	2022-23 Revised Budget	May 2022-23 Monthly Revenue	2022-23 FYTD Revenue	2022-23 FYTD %	Encumbered Balance	Unreceived Balance
10	R	800	695	500000	000	STATE CATEGORICAL AID	1,536,435.00	0.00	1,535,940.00	99.97	0.00	495.00
10	R	800	699	500000	000	OTHER REVENUE FROM STATE	0.00	52.00	11,969.45	0.00	0.00	11,969.45-
10	R	800	699	500000	697	OTHER REVENUE FROM STATE	0.00	0.00	92,445.00	0.00	0.00	92,445.00-
10	R	800	699	500000	698	OTHER REVENUE FROM STATE	75,000.00	27,170.47	57,781.79	77.04	0.00	17,218.21
10	R	800	699	500000	699	OTHER REVENUE FROM STATE	0.00	0.00	6,026.00	0.00	0.00	6,026.00-
10	R	---	6--	-----	---	*REVENUE FROM STATE SOURC	17,581,704.00	244,746.64	12,234,043.57	69.58	0.00	5,347,660.43
10	R	800	713	500000	400	VOCATIONAL EDUCATION AID	17,176.00	0.00	15,592.75	90.78	0.00	1,583.25
10	R	520	730	500000	365	SPECIAL PROJECT GRANT	0.00	420.00	875.00	0.00	0.00	875.00-
10	R	800	730	500000	163	SPECIAL PROJECT GRANT	0.00	195,943.73	450,580.12	0.00	0.00	450,580.12-
10	R	800	730	500000	165	SPECIAL PROJECT GRANT	162,687.00	431,415.29	551,905.17	339.24	0.00	389,218.17-
10	R	800	730	500000	173	SPECIAL PROJECT GRANT	0.00	0.00	684.12	0.00	0.00	684.12-
10	R	800	730	500000	341	SPECIAL PROJECT GRANT	89,480.00	0.00	51,311.38	57.34	0.00	38,168.62
10	R	800	730	500000	365	SPECIAL PROJECT GRANT	64,415.00	18,584.84	52,720.45	81.84	0.00	11,694.55
10	R	800	730	500000	381	SPECIAL PROJECT GRANT	23,000.00	2,523.00	15,116.72	65.72	0.00	7,883.28
10	R	510	751	500000	141	ECIA - CHAPTER 1	27,000.00	4,307.44	13,338.58	49.40	0.00	13,661.42
10	R	520	751	500000	141	ECIA - CHAPTER 1	0.00	144.62	195.88	0.00	0.00	195.88-
10	R	800	751	500000	141	ECIA - CHAPTER 1	290,407.00	90,725.36	187,187.76	64.46	0.00	103,219.24
10	R	800	780	500000	000	FED-DHS	78,000.00	26,233.59	37,058.65	47.51	0.00	40,941.35
10	R	800	780	500000	196	FED-DHS	0.00	0.00	37,574.00	0.00	0.00	37,574.00-
10	R	800	780	500000	197	FED-DHS	189,045.00	0.00	189,045.00	100.00	0.00	0.00
10	R	---	7--	-----	---	*REVENUE FROM FEDERAL SOU	941,210.00	770,297.87	1,603,185.58	170.33	0.00	661,975.58-
10	R	800	861	500000	000	EQUIPMENT SALES	3,000.00	0.00	14,265.00	475.50	0.00	11,265.00-
10	R	---	8--	-----	---	*OTHER FINANCING SOURCES	3,000.00	0.00	14,265.00	475.50	0.00	11,265.00-
10	R	800	964	500000	000	INSURANCE	0.00	0.00	17.00	0.00	0.00	17.00-
10	R	800	971	500000	000	REFUND OF DISB - AIDABLE	120,000.00	0.00	151,106.98	125.92	0.00	31,106.98-
10	R	800	971	500000	619	REFUND OF DISB - AIDABLE	0.00	0.00	47,530.00	0.00	0.00	47,530.00-
10	R	800	990	500000	000	MISCELLANEOUS OTHER REVEN	1,000.00	475.00	5,928.46	592.85	0.00	4,928.46-
10	R	---	9--	-----	---	*OTHER REVENUES	121,000.00	475.00	204,582.44	169.08	0.00	83,582.44-
10	-	---	---	-----	---	*GENERAL FUND	33,719,803.00	1,044,159.42	18,090,449.93	53.65	0.00	15,629,353.07
Grand Revenue Totals							33,719,803.00	1,044,159.42	18,090,449.93	53.65	0.00	15,629,353.07

Number of Accounts: 58

Medford Area Public School District

Actuarially Determined Contribution Options using the OPEB Liability as of June 30, 2020
For Use in Fiscal Years Ending June 30, 2021 and June 30, 2022

Total OPEB Liability		\$ 5,223,308
Fiduciary Net Position		2,926,380
Net OPEB Liability		\$ 2,296,928
Service Cost		313,866
Discount Rate		2.25%
Salary Inflation		3.00%
Amortization Period	Level %	Level \$
	ADC	ADC
30	\$ 391,203	\$ 427,045
29	393,902	429,620
28	396,794	432,387
27	399,902	435,365
26	403,249	438,580
25	406,865	442,059
24	410,783	445,835
23	415,043	449,949
22	419,691	454,444
21	424,783	459,377
20	430,385	464,812
19	436,578	470,830
18	443,460	477,526
17	451,152	485,021
16	459,808	493,465
15	469,619	503,048
14	480,834	514,013
13	493,775	526,680
12	508,875	541,473
11	526,722	558,974
10	548,141	579,993
9	574,321	605,705
8	607,050	637,869
7	649,132	679,249
6	705,246	734,455
5	783,809	811,782
4	901,659	927,820
3	1,098,083	1,121,280
2	1,490,941	1,508,296
1	2,669,537	2,669,537

Please note: The valuation was prepared using a measurement date that is 12 months prior to the reporting date, i.e. June 30, 2020 and June 30, 2021, respectively. Thus, this chart may be used to select an ADC for the fiscal years ending June 30, 2021 and June 30, 2022 to be shown in subsequent exhibits and reporting periods.

Medford Area Public School District

Actuarially Determined Contribution Options using the OPEB Liability as of June 30, 2022
For Use in Fiscal Years Ending June 30, 2023 and June 30, 2024

Total OPEB Liability		\$ 3,687,552
Fiduciary Net Position		2,557,780
Net OPEB Liability		\$ 1,129,772
Service Cost		194,773
Discount Rate		4.00%
Salary Inflation		3.00%
	Level %	Level \$
Amortization Period	ADC	ADC
30	\$ 247,462	\$ 267,899
29	248,797	269,085
28	250,228	270,365
27	251,766	271,750
26	253,422	273,251
25	255,212	274,883
24	257,152	276,662
23	259,261	278,608
22	261,563	280,743
21	264,085	283,094
20	266,860	285,695
19	269,928	288,583
18	273,338	291,808
17	277,150	295,430
16	281,440	299,521
15	286,303	304,177
14	291,862	309,518
13	298,278	315,703
12	305,764	322,944
11	314,613	331,526
10	325,234	341,855
9	338,217	354,510
8	354,449	370,367
7	375,320	390,795
6	403,152	418,081
5	442,119	456,341
4	500,575	513,805
3	598,008	609,676
2	792,883	801,565
1	1,377,527	1,377,527

Please note: The valuation was prepared using a measurement date that is 12 months prior to the reporting date, i.e. June 30, 2022 and June 30, 2023, respectively. Thus, this chart may be used to select an ADC for the fiscal years ending June 30, 2023 and June 30, 2024 to be shown in subsequent exhibits and reporting periods.

Medford Area Public School District
 Post Retirement Trust
 July 1, 2022 through June 30, 2023

Month	July	August	September	October	November	December	January	February	March	April	May	June	Year to Date
Beginning Balance	2,195,585.85	1,957,362.16	1,925,080.51	1,843,977.74	1,870,968.21	1,939,447.83	1,715,014.89	1,777,463.38	1,744,315.45	1,773,216.56	1,785,067.33	1,768,922.60	2,195,585.85
Additions	-	-	-	-	-	-	-	-	-	-	-	-	-
Earnings	1,549.24	724.19	7,382.25	1,489.72	2,995.54	10,570.55	2,622.35	1,751.53	7,362.16	1,861.10	2,082.05		40,390.68
Unrealized (Loss)/Gain	49,129.04	(41,117.48)	(87,434.15)	26,507.69	66,505.64	(37,031.55)	60,763.23	(33,928.55)	22,491.91	10,958.28	(17,251.75)		19,592.31
Fees	(1,197.39)	(1,068.36)	(1,050.87)	(1,006.94)	(1,021.56)	(1,058.66)	(937.09)	(970.91)	(952.96)	(968.61)	(975.03)		(11,208.38)
Annual Implicit Rate Subsidy	(64,850.50)		-	-	-	-	-	-	-	-	-	-	(64,850.50)
Contributions	427,045.00		-	-	-	-	-	-	-	-	-	-	427,045.00
Other			-	-	-	-	-	-	-	-	-	-	-
Disbursements	(649,899.08)	9,180.00				(196,913.28)							(837,632.36)
Ending Balance	1,957,362.16	1,925,080.51	1,843,977.74	1,870,968.21	1,939,447.83	1,715,014.89	1,777,463.38	1,744,315.45	1,773,216.56	1,785,067.33	1,768,922.60	1,768,922.60	1,768,922.60
Liability Value (-)													
Investment at Cost	2,084,117.01	2,029,798.27	2,036,024.25	2,086,120.18	2,085,511.00	1,905,168.39	1,906,853.65	1,907,634.27	1,903,231.03	1,926,040.08	1,916,188.82		-
Accum Unrealized (Loss) Gain	(126,754.85)	(104,717.76)	(192,046.51)	(215,151.97)	(146,063.17)	(190,153.50)	(129,390.27)	(163,318.82)	(130,014.47)	(140,972.75)	(147,266.22)	1,768,922.60	1,768,922.60

Beginning Balance	2,195,585.85
Additions	-
Earnings	40,390.68
Unrealized Gain	19,592.31
Fees	(11,208.38)
Implicit Rate	(64,850.50)
Annual Contribution	427,045.00
Disbursements	(837,632.36)
	<u>1,768,922.60</u>

Vendor	Purch Vendor	Purchasing Name	PO Number	Proj/Grant	Type	Invoice Nbr	Accrual	Amount
Line	Description					Amount		
	Account					1099		
BMO FINA000					YDA	BMOAPR202300000	A/P-ACCR	58,831.76
10	CHARLES HECKEL, Shell Oil 548560000qps, Mosinee, WI, 54455, US,					32.96		
	99 E 600 348 253000 360					32.96		
20	CHARLES HECKEL, Facebk 9aheknksf2, Menlo Park, CA, 94025, US,					426.74		
	99 E 600 351 263300 360					426.74		
30	CHARLES HECKEL, Shell Oil 548560000qps, Mosinee, WI, 54455, US,					21.00		
	99 E 600 348 253000 360					21.00		
40	CHARLES HECKEL, Kalahari Resort - Wi, Wisconsin Del, WI, 53965, US,					5,670.00		
	99 E 600 940 110000 360					5,670.00		
50	CHARLES HECKEL, Mailchimp, Atlanta, GA, 30308, US,					85.00		
	99 E 600 360 221500 360					85.00		
60	CHARLES HECKEL, Piggly Wiggly #202 S, Mosinee, WI, 54455, US,					57.20		
	99 E 600 411 110000 360					57.20		
70	CHARLES HECKEL, Tst Gorskis Pub And G, Mosinee, WI, 54455, US,					199.74		
	99 E 600 411 110000 360					199.74		
80	CHARLES HECKEL, Dramanotebook Com, Milwaukie, OR, 97267-6919, US,					12.95		
	99 E 600 360 221500 360					12.95		
90	CHARLES HECKEL, Treering, San Mateo, CA, 94401, US,					213.08		
	99 E 600 411 120000 360					213.08		
100	DAN MILLER., Apple.Com/Bill, 866-712-7753, CA, 95014, US,					6.99		
	10 E 100 360 110000 000					6.99		
110	JOSEPH GREGET, Tobii Dynavox Systems, Pittsburgh, PA, 15203, US,					199.00		
	27 E 800 362 156600 341					199.00		
120	JOSEPH GREGET, Wm Supercenter #2127, Wausau, WI, 54401, US,					106.29		
	80 E 200 411 390000 367					106.29		
130	JOSEPH GREGET, Wm Supercenter #3643, Medford, WI, 54451, US,					68.85		
	80 E 800 411 390000 901					68.85		
140	PATRICK SULLIVAN., Wm Supercenter #3643, Medford, WI, 54451, US,					15.49		
	21 E 400 411 120000 620					15.49		
150	PATRICK SULLIVAN., Wm Supercenter #3643, Medford, WI, 54451, US,					144.03		
	21 E 400 411 120000 620					144.03		
160	ANDREW J GUDEN, Sq Uncommon Ground, Medford, WI, 54451, US,					10.35		
	10 E 400 415 240000 000					10.35		
170	MAPSDDO, Samsclub.Com, 888-746-7726, AR, 72712, US,					38.94		
	10 E 800 411 260000 000					38.94		
180	MAPSDDO, Wasda, 608-2421091, WI, 53704, US,					100.00		
	10 E 800 940 232000 000					100.00		

Vendor	Purch Vendor	Purchasing Name	PO Number	Proj/Grant	Type	Invoice Nbr	Accrual	Amount
Line	Description		Account	Amount		1099		
Invoice Number BMOAPR202300000 continued								
BMO FINA000					YDA	BMOAPR202300000	A/P-ACCR	58,831.76
190	MAPSDDO, Wasda, 608-2421091, WI, 53704, US,					1,650.00		
	10 E 800	940 232000 000		1,650.00				
200	MAPSDDO, Nasp Online, Bethesda, MD, 20814, US,					209.00		
	27 E 800	310 221300 341		209.00				
210	MAPSDDO, Dpi Ws2 Mqr Epay, Madison, WI, 53703-3474, US,					10.00		
	50 E 800	310 264400 000		10.00				
220	MAPSDDO, Hampton Inn, Madison, WI, 53704, US,					114.00		
	10 E 800	342 221300 000		114.00				
230	MAPSDDO, Holiday Inn - Pewaukee, Waukesha, WI, 53188-1169, US,					95.00		
	27 E 800	342 221300 341		95.00				
240	MAPSDDO, Medford County Market, Medford, WI, 54451, US,					77.95		
	10 E 400	411 135000 000		77.95				
250	MAPSDDO, Holiday Inn Appleton, Appleton, WI, 54913, US,					154.77		
	10 E 800	342 221300 381		154.77				
260	MAPSDDO, Www.Wismath.Org, Holmen, WI, 54636, US,					250.00		
	10 E 800	310 221300 381		250.00				
270	MAPSDDO, Green Lake Conference, Green Lake, WI, 54941, US,					97.00		
	10 E 800	342 221300 141		97.00				
280	MAPSDDO, Am Board For Certifica, Washington, DC, 20006, US,					850.00		
	10 E 510	310 299000 365		850.00				
290	MAPSDDO, Medford County Market, Medford, WI, 54451, US,					276.56		
	10 E 400	411 135000 000		276.56				
300	MAPSDDO, Hampton Inn Green Bay, Green Bay, WI, 54301, US,					159.00		
	27 E 800	342 221300 341		159.00				
310	MAPSDDO, Usps Po 5652500887, Medford, WI, 54451, US,					1,605.00		
	10 E 800	353 260000 000		1,605.00				
320	MAPSDDO, Kalahari Resort - Wi, Wisconsin Del, WI, 53965, US,					114.40		
	10 E 100	342 240000 000		114.40				
330	MAPSDDO, Holiday Inn - Pewaukee, Waukesha, WI, 53188-1169, US,					107.35		
	27 E 800	342 221300 341		107.35				
340	MAPSDDO, 2023 Wilson Summer Con, Oxford, MA, 01540, US,					369.00		
	27 E 800	310 221300 341		369.00				
350	MAPSDDO, Www.Wismath.Org, Holmen, WI, 54636, US,					250.00		
	10 E 800	310 221300 141		250.00				
360	MAPSDDO, Green Lake Conference, Green Lake, WI, 54941, US,					48.50		

Vendor	Purch Vendor	Purchasing Name	PO Number	Proj/Grant	Type	Invoice Nbr	Accrual	Amount
Line	Description					Amount		
	Account			Amount		1099		
Invoice Number BMOAPR202300000 continued								
BMO FINA000					YDA	BMOAPR202300000	A/P-ACCR	58,831.76
	10 E 800 342 221300 141			48.50				
370	MAPSDDO, Medford County Market, Medford, WI, 54451, US,					108.44		
	10 E 400 411 135000 000			108.44				
380	MAPSDDO, Mann Lake Ltd, 800-880-7694, MN, 56452, US,					999.99		
	10 E 800 440 131000 400			999.99				
390	MAPSDDO, Am Board For Certifica, 2022612623, DC, 20006, US,					1,900.00		
	10 E 510 310 299000 365			1,900.00				
400	MAPSDDO, Medford County Market, 7157489212, WI, 54451, US,					104.51		
	10 E 400 411 135000 000			104.51				
410	MAPSDDO, Wm Supercenter #3643, Medford, WI, 54451, US,					105.70		
	10 E 800 411 232000 000			105.70				
420	MAPSDDO, Wm Supercenter #3643, Medford, WI, 54451, US,					11.66		
	27 E 800 411 158700 341			11.66				
430	Jill Lybert 8013, Wm Supercenter #3643, Medford, WI, 54451, US,					413.35		
	10 E 400 411 240000 000			413.35				
440	Jill Lybert 8013, Jiffyshirts.Com US L.P, 3023074081, DE, 19801, US,					189.00		
	21 E 400 411 120000 610			189.00				
450	Jill Lybert 8013, 143 Vinyl, 5028902232, KY, 40218, US,					139.96		
	21 E 400 411 120000 610			139.96				
460	Jill Lybert 8013, Wal-Mart #3643, Medford, WI, 54451, US,					44.98		
	21 E 400 411 120000 610			44.98				
470	JOSH DUWE 9321, Kalahari Resort - Wi, Wisconsin Del, WI, 53965, US,					6,000.00		
	99 E 600 940 110000 360			6,000.00				
480	JOSH DUWE 9321, Kalahari Resort - Wi, Wisconsin Del, WI, 53965, US,					2,000.00		
	99 E 600 940 110000 360			2,000.00				
490	JOSH DUWE 9321, In Milwaukee Pretzel, 414-7593127, WI, 53212, US,					623.00		
	99 E 600 411 110000 360			623.00				
500	JOSH DUWE 9321, Dandtbouncerentals, Stratford, WI, 54484, US,					794.39		
	99 E 600 940 110000 360			794.39				
510	JOSH DUWE 9321, Sq Skate City, Rice Lake, WI, 54868, US,					392.00		
	99 E 600 940 110000 360			392.00				
520	JOSH DUWE 9321, Dnr Horicon Serv Cent, Horicon, WI, 53032-9783, US,					160.00		
	99 E 600 940 110000 360			160.00				
530	JOSH DUWE 9321, A Taste Of Jamaica, Wausau, WI, 54401, US,					154.58		
	99 E 600 411 110000 360			154.58				

Vendor	Purch Vendor	Purchasing Name	PO Number	Proj/Grant	Type	Invoice Nbr	Accrual	Amount
Line	Description		Account	Amount		1099		
Invoice Number BMOAPR202300000 continued								
BMO FINA000					YDA	BMOAPR202300000	A/P-ACCR	58,831.76
540	JOSH DUWE	9321, Pizza Ranch - Sun Prai, Sun Prairie, WI, 53590, US,				170.52		
	99 E 600 411 110000 360			170.52				
550	JOSH DUWE	9321, Paw Navarino Nature Ce, Shiocton, WI, 54170, US,				332.80		
	99 E 600 411 110000 360			332.80				
560	JOSH DUWE	9321, Dane Cnty Parks Retail, Madison, WI, 53718-8827, US,				-30.00		
	99 E 600 940 110000 360			-30.00				
570	JOSH DUWE	9321, Sq Fleur De Lis Foods, Gosq.Com, WI, 54449, US,				375.00		
	99 E 600 411 110000 360			375.00				
580	JOSH DUWE	9321, Py Tomah Self Storage, Tomah, WI, 54660, US,				75.00		
	99 E 600 940 110000 360			75.00				
590	JOSH DUWE	9321, Wis Hs Forensic Assoc, La Crosse, WI, 54603, US,				126.23		
	99 E 600 940 120000 360			126.23				
600	JOSH DUWE	9321, Shell Oil 548560000qps, Mosinee, WI, 54455, US,				23.20		
	99 E 600 348 253000 360			23.20				
610	JOSH DUWE	9321, Dane Cnty Parks, 608-2243730, WI, 53718, US,				115.00		
	99 E 600 940 110000 360			115.00				
620	JOSH DUWE	9321, Kwik Trip 44000004408, Mosinee, WI, 54455-0000, US,				39.54		
	99 E 600 348 253000 360			39.54				
630	JOSH DUWE	9321, City Of Madison Parkin, Madison, WI, 53715-2059, US,				3.60		
	99 E 600 348 253000 360			3.60				
640	JOSH DUWE	9321, Ianspizza.Com, Madison, WI, 53703, US,				95.11		
	99 E 600 411 110000 360			95.11				
650	JOSH DUWE	9321, Shell Oil 548560000qps, Mosinee, WI, 54455, US,				30.25		
	99 E 600 348 253000 360			30.25				
660	Charles Heckel	2785, Boarders Inn & Suites, Medford, WI, 54451, US,				90.00		
	99 E 600 342 120000 360			90.00				
670	Charles Heckel	2785, Bookshark, Llc., 3037972954, CO, 80122, US,				61.90		
	99 E 600 470 110000 360			61.90				
680	Charles Heckel	2785, Brost Chiropractic, Medford, WI, 54451, US,				32.00		
	99 E 600 411 235000 360			32.00				
690	Charles Heckel	2785, Onstar Data Plan-At&t, Dallas, TX, 75211, US,				15.00		
	99 E 600 358 235000 360			15.00				
700	Charles Heckel	2785, Radisson Hotel Campus, River Falls, WI, 54022, US,				-10.35		
	99 E 600 342 120000 360			-10.35				
710	Charles Heckel	2785, Onstar Data Plan-At&t, Dallas, TX, 75211, US,				20.00		

Vendor	Purch Vendor	Purchasing Name	PO Number	Proj/Grant	Type	Invoice Nbr	Accrual	Amount
Line	Description					Amount		
Account			Amount	1099				
Invoice Number BMOAPR202300000 continued								
BMO FINA000					YDA	BMOAPR202300000	A/P-ACCR	58,831.76
890	MEDFORD AREA HI 7691,	Hansen Honey Farm Llc, Rhinelander, WI, 54501, US,				760.74		
	21 E 400 411 240000 403		760.74					
900	MEDFORD AREA HI 7691,	Ef Education First, Cambridge, MA, 02141, US,				2,221.00		
	21 E 400 345 120000 607		2,221.00					
910	MEDFORD AREA HI 7691,	Ef Education First, Cambridge, MA, 02141, US,				2,186.00		
	21 E 400 345 120000 607		2,186.00					
920	MEDFORD AREA HI 7691,	Ef Education First, Cambridge, MA, 02141, US,				2,221.00		
	21 E 400 345 120000 607		2,221.00					
930	MEDFORD AREA HI 7691,	Ef Education First, Cambridge, MA, 02141, US,				2,221.00		
	21 E 400 345 120000 607		2,221.00					
940	MEDFORD AREA HI 7691,	Ef Education First, Cambridge, MA, 02141, US,				2,221.00		
	21 E 400 345 120000 607		2,221.00					
950	MEDFORD AREA HI 7691,	Ef Education First, Cambridge, MA, 02141, US,				2,221.00		
	21 E 400 345 120000 607		2,221.00					
960	MEDFORD AREA HI 7691,	Ef Education First, Cambridge, MA, 02141, US,				2,271.00		
	21 E 400 345 120000 607		2,271.00					
970	MEDFORD AREA HI 7691,	The Sports Page Bowl&g, Medford, WI, 54451, US,				72.84		
	21 E 400 411 120000 602		72.84					
980	MEDFORD AREA HI 7691,	The Sports Page Bowl&g, Medford, WI, 54451, US,				3.75		
	21 E 400 411 120000 602		3.75					
990	MEDFORD AREA HI 7691,	Wal-Mart #3643, Medford, WI, 54451, US,				81.10		
	10 E 800 411 135000 400		81.10					
1000	MEDFORD AREA HI 7691,	Samsclub.Com, 888-746-7726, AR, 72712, US,				143.56		
	21 E 400 411 240000 411		143.56					
1010	MEDFORD AREA HI 7691,	Wm Supercenter #3643, Medford, WI, 54451, US,				83.06		
	21 E 400 411 120000 613		83.06					
1020	MEDFORD AREA HI 7691,	Careersafe Online, 9792600030, TX, 77840, US,				32.00		
	10 E 400 411 135000 000		32.00					
1030	MEDFORD AREA HI 7691,	Samsclub.Com, 888-746-7726, AR, 72712, US,				669.23		
	21 E 400 411 240000 411		669.23					
1040	MEDFORD AREA HI 7691,	Reits Garden Center, Stanley, WI, 54768, US,				284.85		
	21 E 400 411 240000 403		284.85					
1050	MEDFORD AREA HI 7691,	Careersafe Online, 9792600030, TX, 77840, US,				32.00		
	10 E 400 411 135000 000		32.00					
1060	MEDFORD AREA HI 7691,	Wm Supercenter #3643, Medford, WI, 54451, US,				42.94		

Vendor	Purch Vendor	Purchasing Name	PO Number	Proj/Grant	Type	Invoice Nbr	Accrual	Amount
Line	Description					Amount		
Account			Amount			1099		
Invoice Number BMOAPR202300000 continued								
BMO FINA000					YDA	BMOAPR202300000	A/P-ACCR	58,831.76
21 E 400 411 240000 475				42.94				
1070 MEDFORD AREA HI 7691, Gqf Manufacturing Comp, Savannah, GA, 31415, US,						133.36		
10 E 800 411 131000 400				133.36				
1080 MEDFORD AREA HI 7691, Tundra Lodge Resort An, Green Bay, WI, 54304, US,						90.00		
10 E 400 342 132000 000				90.00				
1090 MEDFORD AREA HI 7691, Tundra Lodge Resort An, Green Bay, WI, 54304, US,						100.00		
10 E 400 345 132000 000				100.00				
1100 MEDFORD AREA HI 7691, Tundra Lodge Resort An, Green Bay, WI, 54304, US,						100.00		
10 E 400 345 132000 000				100.00				
1110 MEDFORD AREA HI 7691, Tundra Lodge Resort An, Green Bay, WI, 54304, US,						100.00		
10 E 400 345 132000 000				100.00				
1120 MEDFORD AREA HI 7691, Tundra Lodge Resort An, Green Bay, WI, 54304, US,						100.00		
10 E 400 345 132000 000				100.00				
1130 MEDFORD AREA HI 7691, Tundra Lodge Resort An, Green Bay, WI, 54304, US,						90.00		
10 E 400 342 132000 000				90.00				
1140 MEDFORD AREA HI 7691, Usps Po 5652500887, Medford, WI, 54451, US,						8.29		
10 E 800 353 260000 000				8.29				
1150 MEDFORD AREA HI 7691, American Red Cross, 800-733-2767, DC, 20006, US,						423.75		
10 E 800 411 110000 000				423.75				
1160 MEDFORD AREA HI 7691, Kohler Co, 920-4574441, WI, 53044-1515, US,						120.00		
10 E 400 411 136000 000				120.00				
1170 MEDFORD AREA HI 7691, Wal-Mart #3643, Medford, WI, 54451, US,						18.38		
10 E 400 411 124000 000				18.38				
1180 MEDFORD AREA HI 7691, Wal-Mart #3643, Medford, WI, 54451, US,						50.00		
21 E 400 411 120000 610				50.00				
1190 MEDFORD AREA HI 7691, Usps Po 5652500887, Medford, WI, 54451, US,						1.98		
10 E 800 353 260000 000				1.98				
1200 MEDFORD AREA HI 7691, 64 North Bar Grill, Medford, WI, 54451, US,						100.00		
21 E 400 411 120000 618				100.00				
1210 MEDFORD AREA HI 7691, Wm Supercenter #3643, Medford, WI, 54451, US,						17.89		
10 E 400 411 124000 000				17.89				
1220 Dave Makovsky 0558, Decker Equipment, 800-7624899, MI, 48768, US,						251.48		
10 E 400 411 253000 000				251.48				
1230 Dave Makovsky 0558, McMaster-Carr, 630-834-9600, IL, 60126, US,						71.61		
10 E 400 411 253000 000				71.61				

Vendor	Purch Vendor	Purchasing Name	PO Number	Proj/Grant	Type	Invoice Nbr	Accrual	Amount
Line	Description					Amount		
Account			Amount			1099		
Invoice Number BMOAPR202300000 continued								
BMO FINA000					YDA	BMOAPR202300000	A/P-ACCR	58,831.76
1240	AUDRA J BROOKS, Kwik Trip 44000004408, Mosinee, WI, 54455-0000, US,					4.09		
	10 E 800 342 252000 000		4.09					
1250	AUDRA J BROOKS, Wasbo Foundation, Madison, WI, 53704, US,					40.00		
	10 E 800 411 252000 000		40.00					
1260	Sara Holewinski 1174, Amzn Mktpl US Hm57q2m32, Amzn.Com/Bill, WA, 98109, U					44.33		
	99 E 600 411 110000 360		44.33					
1270	Sara Holewinski 1174, Amazon.Com Hm5oe5mq1 A, Amzn.Com/Bill, WA, 98109, U					126.90		
	99 E 600 411 235000 360		126.90					
1280	Sara Holewinski 1174, Wal-Mart #3643, Medford, WI, 54451, US,					73.14		
	99 E 600 411 235000 360		73.14					
1290	Sara Holewinski 1174, 64 North Bar Grill, Medford, WI, 54451, US,					174.23		
	99 E 600 411 235000 360		174.23					
1300	Sara Holewinski 1174, Amazon.Com Hm0ry40x0 A, Amzn.Com/Bill, WA, 98109, U					82.13		
	99 E 600 411 235000 360		82.13					
1310	Sara Holewinski 1174, Flowers By Laurie, Medford, WI, 54451-1252, US,					110.00		
	99 E 600 411 235000 360		110.00					
1320	Sara Holewinski 1174, Amzn Mktpl US Hf3ub0tyl, Amzn.Com/Bill, WA, 98109, U					25.48		
	99 E 600 411 110000 360		25.48					
1330	Sara Holewinski 1174, Amzn Mktpl US Hf61llt51, Amzn.Com/Bill, WA, 98109, U					32.56		
	99 E 600 411 110000 360		32.56					
1340	Sara Holewinski 1174, Amazon.Com Hf50y3l22, Amzn.Com/Bill, WA, 98109, US,					32.97		
	99 E 600 411 110000 360		32.97					
1350	Sara Holewinski 1174, Hotel Marshfield, Marshfield, WI, 54449, US,					155.17		
	99 E 600 411 235000 360		155.17					
1360	Sara Holewinski 1174, Sp St. Croix Rods, Park Falls, WI, 54552, US,					100.00		
	99 E 600 411 235000 360		100.00					
1370	Sara Holewinski 1174, Amzn Mktpl US Hv0ef6msl, Amzn.Com/Bill, WA, 98109, U					103.71		
	99 E 600 411 110000 360		103.71					
1380	Sara Holewinski 1174, Tst Gorskis Pub And G, Mosinee, WI, 54455, US,					198.75		
	99 E 600 411 235000 360		198.75					
1390	Sara Holewinski 1174, Amazon.Com Hj4103gfl, Amzn.Com/Bill, WA, 98109, US,					1,132.00		
	99 E 600 411 110000 360		1,132.00					
1400	Sara Holewinski 1174, Amazon.Com Hjlxi5og2 A, Amzn.Com/Bill, WA, 98109, U					44.61		
	99 E 600 411 235000 360		44.61					
1410	Sara Holewinski 1174, Amzn Mktpl Us, Amzn.Com/Bill, WA, 98109, US,					-94.39		

Vendor	Purch Vendor	Purchasing Name	PO Number	Proj/Grant	Type	Invoice Nbr	Accrual	Amount
Line	Description					Amount		
Account			Amount			1099		
Invoice Number BMOAPR202300000 continued								
BMO FINA000					YDA	BMOAPR202300000	A/P-ACCR	58,831.76
1590	MEDFORD AREA MI 4672,	Dollartree, Medford, WI, 54451, US,				128.00		
	80 E 200 411 390000 367		128.00					
1600	MEDFORD AREA MI 4672,	Wm Supercenter #2813, Marshfield, WI, 54449, US,				170.45		
	21 E 200 411 240000 272		170.45					
1610	MEDFORD AREA MI 4672,	Wm Supercenter #2813, Marshfield, WI, 54449, US,				91.90		
	80 E 200 411 390000 367		91.90					
1620	ADAM SCHWARZ 9092,	Everbrite Llc, 414-5297651, WI, 53228, US,				370.00		
	10 E 400 411 253000 000		370.00					
1630	ADAM SCHWARZ 9092,	McMaster-Carr, 630-834-9600, IL, 60126, US,				18.99		
	10 E 400 411 253000 000		18.99					
1640	MAES2020,	Scholastic Education, Jeffersoncity, MO, 65101, US,				94.66		
	10 E 800 411 219000 000		94.66					
1650	MAES2020,	Teacherspayteachers.Co, 6465880910, NY, 10003, US,				3.17		
	10 E 800 360 110000 900		3.17					
1660	MAES2020,	Walmart.Com, Walmart.Com, AR, 72716, US,				47.97		
	21 E 100 411 240000 080		47.97					
1670	MAES2020,	Circle Of Faith Inc, Medford, WI, 54451, US,				5.54		
	21 E 100 411 240000 036		5.54					
1680	MAES2020,	Wal-Mart #3643, Medford, WI, 54451, US,				39.37		
	21 E 100 411 240000 080		39.37					
1690	MAES2020,	Wm Supercenter #3643, Medford, WI, 54451, US,				28.60		
	21 E 100 415 240000 070		28.60					
1700	MAES2020,	Walmart.Com, 800-966-6546, AR, 72716, US,				108.65		
	10 E 100 440 240000 000		108.65					
1710	MAES2020,	Walmart.Com 8009666546, Bentonville, AR, 72716, US,				78.71		
	27 E 800 411 158700 341		78.71					
1720	MAES2020,	Scholastic, Inc., Jeffersoncity, MO, 65101, US,				94.95		
	10 E 800 411 219000 000		94.95					
1730	MAES2020,	Cenex Stama S 07037666, Medford, WI, 54451-0000, US,				25.00		
	10 E 100 411 110000 000		25.00					
1740	MAES2020,	Love And Logic, Costa Mesa, CA, 92626, US,				200.00		
	10 E 100 411 240000 000		200.00					
1750	MAES2020,	McDonalds F11800, Medford, WI, 54451, US,				5.79		
	10 E 100 411 213000 000		5.79					
1760	MAES2020,	Kidkraft, Inc., 2143933785, TX, 75244, US,				30.00		

Vendor	Purch Vendor	Purchasing Name	PO Number	Proj/Grant	Type	Invoice Nbr	Accrual	Amount
Line	Description					Amount		
Account			Amount			1099		
Invoice Number BMOAPR202300000 continued								
BMO FINA000					YDA	BMOAPR202300000	A/P-ACCR	58,831.76
10 E 100 411 253000 000				30.00				
1770 MAES2020, In Scentco, Inc., 619-5829900, CA, 92071, US,						180.00		
10 E 101 411 240000 080				180.00				
1780 MAES2020, Teacherspayteachers.Co, 6465880910, NY, 10003, US,						6.34		
10 E 800 439 110000 900				6.34				
1790 MAES2020, Teacherspayteachers.Co, 6465880910, NY, 10003, US,						5.28		
27 E 800 411 156600 341				5.28				
1800 MAES2020, Yeoman And Co, 319-4653553, IA, 52310, US,						114.00		
10 E 100 411 253000 000				114.00				
1810 MAES2020, In Scentco, Inc., 619-5829900, CA, 92071, US,						360.00		
21 E 100 411 240000 080				360.00				
1820 MAES2020, Circle Of Faith Inc, Medford, WI, 54451, US,						98.36		
21 E 100 411 240000 036				98.36				
1830 MAES2020, Wm Supercenter #3643, Medford, WI, 54451, US,						39.42		
21 E 100 411 240000 036				39.42				
1840 MAES2020, Scholastic, Inc., 800-724-6527, MO, 65101, US,						99.17		
10 E 800 411 219000 000				99.17				
1850 MAES2020, Wal-Mart #3643, Medford, WI, 54451, US,						81.66		
21 E 100 411 240000 036				81.66				
1860 MAES2020, Wal-Mart #3643, Medford, WI, 54451, US,						39.88		
21 E 100 415 240000 070				39.88				
1870 MAES2020, Teacherspayteachers.Co, 6465880910, NY, 10003, US,						25.32		
10 E 100 360 110000 000				25.32				
1880 MAES2020, Scholastic, Inc., 800-724-6527, MO, 65101, US,						100.23		
10 E 800 411 219000 000				100.23				
1890 MAES2020, Wm Supercenter #3643, Medford, WI, 54451, US,						89.93		
10 E 100 411 213000 000				89.93				
1900 MAES2020, Walmart.Com 8009666546, 800-966-6546, AR, 72716, US,						12.58		
10 E 100 411 110000 000				12.58				
1910 MAES2020, Wal-Mart #3643, Medford, WI, 54451, US,						67.80		
21 E 100 411 240000 036				67.80				
1920 RYAN PILGRIM 0409, Woodside Sports Comple, 866-7411353, WI, 53948, US,						-100.00		
10 E 400 940 162000 964				-100.00				
1930 RYAN PILGRIM 0409, Woodside Sports Comple, 866-7411353, WI, 53948, US,						-100.00		
10 E 400 940 162000 963				-100.00				

Vendor	Purch Vendor	Purchasing Name	PO Number	Proj/Grant	Type	Invoice Nbr	Accrual	Amount
Line	Description					Amount		
Account			Amount			1099		
Invoice Number BMOAPR202300000 continued								
BMO FINA000					YDA	BMOAPR202300000	A/P-ACCR	58,831.76
1940	Richelle Crank W 119,	Wal-Mart #2813, Marshfield, WI, 54449, US,				27.12		
	10 E 100 411 213000 000		27.12					
1950	Richelle Crank W 119,	Officemax/Depot 6367, Wausau, WI, 54401, US,				17.21		
	10 E 101 411 240000 000		17.21					
1960	Richelle Crank W 119,	Glorias Mexican Restau, Sun Prairie, WI, 53590, US,				31.11		
	10 E 100 342 213000 000		31.11					
1970	Richelle Crank W 119,	Starbucks Store 19808, Sun Prairie, WI, 53590, US,				10.97		
	10 E 100 342 213000 000		10.97					
1980	Richelle Crank W 119,	Wal-Mart #3643, Medford, WI, 54451, US,				19.00		
	10 E 100 411 240000 000		19.00					
1990	Richelle Crank W 119,	Wm Supercenter #3643, Medford, WI, 54451, US,				80.77		
	10 E 100 411 110000 000		80.77					
2000	Richelle Crank W 119,	Wm Supercenter #3643, Medford, WI, 54451, US,				39.63		
	10 E 101 411 213000 000		39.63					
2010	Richelle Crank W 119,	Wal-Mart #3643, Medford, WI, 54451, US,				100.27		
	10 E 100 411 213000 000		100.27					
2020	STETSONVILLE EL 3873,	Dollartree, Medford, WI, 54451, US,				14.44		
	10 E 800 411 110000 900		14.44					
2030	STETSONVILLE EL 3873,	Wal-Mart #3643, Medford, WI, 54451, US,				19.41		
	10 E 800 411 110000 900		19.41					
2040	STETSONVILLE EL 3873,	Wal-Mart #3643, Medford, WI, 54451, US,				181.60		
	10 E 101 411 143000 000		181.60					
TOTAL INVOICES CREATED =====> 1						TOTAL AMOUNT OF INVOICES =====>		58,831.76

Invoice Parameters:

Invoice Date: 05/19/2023 Due Date: 05/19/2023 Batch: 0001 Bank: BNK0 Check Type: Wire Transfer

***** End of report *****

MEDFORD AREA PUBLIC SCHOOL DISTRICT

REGULAR BOARD OF EDUCATION MEETING

June 26, 2023

VOUCHER CHECKS

The Medford Area Public School District Board of Education approves the following:

Check # 185793 to

Check # 186074 .

Amount \$ 1,364,916.79 for voucher checks and

Amount \$ 3,083,686.13 for payroll.

 REPORT SPECIFICATIONS
 DISTRICT: MEDFORD AREA PUBLIC SCHOOL DISTRICT
 REPORT TITLE: 6/26/23 (Dates: 07/01/21 - 06/26/23)
 REQUESTED BY: lanneja DATE: 06/19/23
 PROGRAM NAME: fin/3frdt101. TIME: 1:26:18 PM
 COPIES: 1 LPI: 6
 RUN ON SERVER: yes CREATE ASCII FILE: NO

Report Parameters

Description: MONTHLY BOARD OF ED CHECK LISTING
 Report Title: 6/26/23
 Print Detail Lines: Yes

<u>Report Ranges</u>	<u>Low</u>	<u>High</u>
Check Number:	185793	186074
Check Amount:	-9999999999	9999999999
PO Number:	0	9999999999
Invoice Date:	07/01/21	06/26/23
Vendor to Display:	Invoice	
Vendor Type:		ZZZZZ
Vendor Sub Type:		ZZZZZ
Check type to print:	All	
Include Continuation Void	No	
Exclude Voided Checks:	No	
Print Only 1099 Vendors:	No	
Post Month Print Format:	Numeric	
Banks Selected:	BNK0	

Account Filters

Account Types Selected: Asset Liability Equity Revenue Expense
 Account Status: Both Active/Inactive

	<u>Low</u>	<u>High</u>
B/S Account Ranges:	00 * 000 000 000000 000	99 * 999 999 999999 999
O/S Account Ranges:	00 * 000 000 000000 000	99 * 999 999 999999 999
Group Codes:	--	zz-zz-zzzz
Category Codes:		zzzzzzzz

<u>Report Fields</u>	<u>Length</u>	<u>Sign</u>	<u>Edited</u>	<u>Whole</u>	<u>Field Format</u>	<u>Year</u>	<u>Suppress Repeating</u>
Check Number	8						No
Check Date	10						No
Vendor	30						No
PO Number	10						No
Invoice Number	15						No
Invoice Description	35						No
Amount	12	Right	Yes	No	>, >>, >>>, >>>9.99-	Current	No

REPORT SPECIFICATIONS

DISTRICT: MEDFORD AREA PUBLIC SCHOOL DISTRICT
 REPORT TITLE: 6/26/23 (Dates: 07/01/21 - 06/26/23)
 REQUESTED BY: lanneja DATE: 06/19/23
 PROGRAM NAME: TP-FIELD-HEAD TIME: 1:26:18 PM
 COPIES: 1 LPI: 6
 RUN ON SERVER: yes CREATE ASCII FILE: NO

<u>Report Fields</u>	<u>Length</u>	<u>Sign</u>	<u>Edited</u>	<u>Whole</u>	<u>Field Format</u>	<u>Year</u>	<u>Suppress Repeating</u>
Account Number	25				Number		No
Post Date	10						No

<u>Sort Fields</u>	<u>Totals</u>	<u>Break Spacing</u>
1-Check Number	No	Single
2-Check Date	No	Single
3-Vendor	Yes	Single
4-PO Number	No	Single
5-Invoice Number	No	Single

CHECK #	CHECK DATE	VENDOR	PO INVOICE #	DESCRIPTION	CHECK AMOUNT	ACCOUNT	POST DATE
			NUMBER			NUMBER	
185793	05/23/2023	WE Energies	0 0711951130-0000	MAMS:4/1-4/30/23	785.56	10 E 800 331 253000 000	05/23/2023
185793	05/23/2023	WE Energies	0 0711951130-0000	MASH POOL/THEATER:4/19-5/17/23	994.08	10 E 800 331 253000 000	05/23/2023
185793	05/23/2023	WE Energies	0 0711951130-0000	DISTRICT OFFICE:4/19-5/17/23	62.35	10 E 800 331 253000 000	05/23/2023
185793	05/23/2023	WE Energies	0 0711951130-0000	MASH STORAGE/VEHICLE/OFFICE:4/19-5/17/23	91.97	10 E 800 331 253000 000	05/23/2023
185793	05/23/2023	WE Energies	0 0711951130-0000	MASH BOILERS & MAES: 4/1-4/30/23	1,407.99	10 E 800 331 253000 000	05/23/2023
185793	05/23/2023	WE Energies	0 0711951130-0000	1055 W BROADWAY:4/19-5/17/23	119.65	10 E 800 331 253000 000	05/23/2023
185793	05/23/2023	WE Energies	0 0711951130-0000	STETSONVILLE SCHOOL:4/18-5/16/23	537.79	10 E 800 331 253000 000	05/23/2023
				Totals for WE Energies	3,999.39		
185794	05/23/2023	Clausnitzer, John	0 5/23/23	VARSITY BASEBALL VS PITTSVILLE	120.00	10 E 400 310 162000 963	05/23/2023
				Totals for Clausnitzer, John	120.00		
185795	05/23/2023	Hartl, Ryan	0 5/23/23	VARSITY SOFTBALL REGIONALS VS RHINELANDER	70.00	10 E 400 310 162000 964	05/23/2023
				Totals for Hartl, Ryan	70.00		
185796	05/23/2023	Knetter, Paul	0 5/23/23	VARSITY SOFTBALL REGIONALS VS RHINELANDER	82.60	10 E 400 310 162000 964	05/23/2023
				Totals for Knetter, Paul	82.60		
185797	05/23/2023	Wenzel, Leon	0 5/23/23	VARSITY BASEBALL VS PITTSVILLE	120.00	10 E 400 310 162000 963	05/23/2023
				Totals for Wenzel, Leon	120.00		
185798	05/23/2023	Crabbman's Driver Education, L	0 5/22/23	ZOEY STIEL SCHOLARSHIP DR. ED	180.00	21 E 400 940 120000 630	05/23/2023
				Totals for Crabbman's Driver Education,	180.00		
185799	05/23/2023	The Taylor House	0 5/23/23	STUDENT COUNCIL FUNDRAISER	500.00	21 E 200 411 240000 272	05/23/2023
				Totals for The Taylor House	500.00		
185800	05/24/2023	RJ Cooper & Associates	6012200027 52832	Accessable Equipment for Student	44.00	27 E 600 411 158700 019	05/24/2023
				Totals for RJ Cooper & Associates	44.00		
185801	05/24/2023	Altoona High School	0 5/19/23	BOYS TENNIS YMC COURT FEE	178.00	10 E 400 940 162000 968	05/24/2023
				Totals for Altoona High School	178.00		
185802	05/24/2023	Central Wisconsin Auto Parts	0 399898	MAINT SUPPLIES TIRE VAL	7.38	10 E 400 411 253000 000	05/24/2023
				Totals for Central Wisconsin Auto Parts	7.38		
185803	05/24/2023	The College Board	0 A241294871	AP EXAMS	14,305.00	10 E 800 411 221200 000	05/24/2023
				Totals for The College Board	14,305.00		
185804	05/24/2023	Crutchfield	4002200355 71330A05	Raider Hall Sound System	1,364.60	21 E 800 581 295000 800	05/24/2023
				Totals for Crutchfield	1,364.60		
185805	05/24/2023	Bolster Hardware, LLC	0 13954/3	RVA MISC FRAMING	160.00	99 E 600 411 235000 360	05/24/2023
				Totals for Bolster Hardware, LLC	160.00		
185806	05/24/2023	Gerlach, Martha	0 1/2-5/24/23	MILEAGE	57.57	10 E 100 342 121000 000	05/24/2023
185806	05/24/2023	Gerlach, Martha	0 1/2-5/24/23	MILEAGE	57.58	10 E 101 342 121000 000	05/24/2023
				Totals for Gerlach, Martha	115.15		
185807	05/24/2023	Gowey Abstract and Title Co. I	0 233346	LAND OWNER REPORT	285.00	10 E 800 310 231000 000	05/24/2023

CHECK #	CHECK DATE	VENDOR	PO INVOICE #	DESCRIPTION	CHECK AMOUNT	ACCOUNT	POST DATE
			NUMBER			NUMBER	
				Totals for Gowey Abstract and Title Co.	285.00		
185808	05/24/2023	Huey's Hideaway Children's Mus	0 REIMBURSE	DREAM UP GRANT REIMBURSEMENT	2,000.00	21 E 800 940 240000 907	05/24/2023
				Totals for Huey's Hideaway Children's Mu	2,000.00		
185809	05/24/2023	Junior Achievement Of Wisc.	0 2022-2023	JA PROGRAM: 693 STUDENTS	7,435.75	21 E 800 411 240000 172	05/24/2023
				Totals for Junior Achievement Of Wisc.	7,435.75		
185810	05/24/2023	JW Pepper & Sons, Inc.	4002200119 365300543	open po, Sheet Music	172.99	10 E 400 411 125500 000	05/24/2023
185810	05/24/2023	JW Pepper & Sons, Inc.	4002200119 365302413	open po, Sheet Music	231.00	10 E 400 411 125500 000	05/24/2023
				Totals for JW Pepper & Sons, Inc.	403.99		
185811	05/24/2023	Lincoln High School	0 4/28/23	BASEBALL FEE	200.00	10 E 400 940 162000 963	05/24/2023
				Totals for Lincoln High School	200.00		
185812	05/24/2023	Math-U-See, Inc.	6002200269 0609870-IN	Student Materials - RVA	60.00	99 E 600 470 110000 360	05/24/2023
				Totals for Math-U-See, Inc.	60.00		
185813	05/24/2023	Niemuth Implement Company	0 252855	FFA TRACTOR SUPPLIES	71.49	21 E 400 411 240000 444	05/24/2023
185813	05/24/2023	Niemuth Implement Company	0 252864	FFA TRACTOR SUPPLIES	108.02	21 E 400 411 240000 444	05/24/2023
185813	05/24/2023	Niemuth Implement Company	0 252913	FFA TRACTOR SUPPLIES	84.95	21 E 400 411 240000 444	05/24/2023
				Totals for Niemuth Implement Company	264.46		
185814	05/24/2023	Point of View Multimedia LLC	0 5/19/23	MASH SCHOOL CULTURE VIDEO	3,200.00	10 E 800 310 219000 196	05/24/2023
				Totals for Point of View Multimedia LLC	3,200.00		
185815	05/24/2023	Prime Time Timing	0 5/19/23	TRACK TIMEING	125.00	21 E 400 310 120000 620	05/24/2023
				Totals for Prime Time Timing	125.00		
185816	05/24/2023	Sand Box Inc	0 REIMBURSE	DREAM UP GRANT REIMBURSEMENT	6,000.00	21 E 800 940 240000 907	05/24/2023
				Totals for Sand Box Inc	6,000.00		
185817	05/24/2023	Simek Recreation Center	0 1213	FOOD FOR CAREER FAIR	275.00	21 E 400 411 120000 613	05/24/2023
				Totals for Simek Recreation Center	275.00		
185818	05/24/2023	Sweetwater	4002200380 36335308	Sound System	3,745.12	10 E 400 480 125500 000	05/24/2023
				Totals for Sweetwater	3,745.12		
185819	05/24/2023	WI Vault Club	0 004	TRACK VAULT POLES	235.00	10 E 400 411 162000 966	05/24/2023
185819	05/24/2023	WI Vault Club	0 004	TRACK VAULT POLES	235.00	10 E 400 411 162000 967	05/24/2023
				Totals for WI Vault Club	470.00		
185820	05/24/2023	Wisconsin Nurses Association	0 9461	2023 WASN CONFERENCE REGISTRATION: A. PETERSON	450.00	27 E 800 310 221300 341	05/24/2023
185820	05/24/2023	Wisconsin Nurses Association	0 9462	2023 WASN CONFERENCE REGISTRATION: S. WIEGEL	450.00	27 E 800 310 221300 341	05/24/2023
185820	05/24/2023	Wisconsin Nurses Association	0 9463	2023 WASN CONFERENCE REGISTRATION: M. SCHWARZ	450.00	27 E 800 310 221300 341	05/24/2023
				Totals for Wisconsin Nurses Association	1,350.00		
185821	05/24/2023	Charter Communications	0 002810051523	8245 11 246 0002810: TV 5/15-6/14/23	30.63	80 E 800 359 230000 000	05/24/2023
185821	05/24/2023	Charter Communications	0 0033928051423	8245 11 795 0033928: DATA LINES	628.58	10 E 800 360 295000 000	05/24/2023

CHECK #	CHECK DATE	VENDOR	PO INVOICE #	DESCRIPTION	CHECK AMOUNT	ACCOUNT	POST DATE
			NUMBER			NUMBER	
				5/1-5/31/23			
185821	05/24/2023	Charter Communications	0 0033928051423	8245 11 795 0033928: DATA LINES	629.28	99 E 600 360 295000 360	05/24/2023
				5/1-5/31/23			
				Totals for Charter Communications	1,288.49		
185822	05/24/2023	Direct Energy Inc.	0 HS33611091	MASH \$2,953.83/MAMS \$1,299.96	4,253.79	10 E 800 331 253000 000	05/24/2023
				Totals for Direct Energy Inc.	4,253.79		
185823	05/24/2023	Medford Utilities	0 100-0961-10	MAMS STORAGE SHED: 4/1-5/1/23	6.55	10 E 800 336 253000 000	05/24/2023
185823	05/24/2023	Medford Utilities	0 300-0192-04	1055 W BROADWAY:4/1-5/1/23	170.22	10 E 800 336 253000 000	05/24/2023
185823	05/24/2023	Medford Utilities	0 300-0192-04	1055 W BROADWAY:4/1-5/1/23	29.32	10 E 800 337 253000 000	05/24/2023
185823	05/24/2023	Medford Utilities	0 300-0192-04	1055 W BROADWAY:4/1-5/1/23	26.23	10 E 800 338 253000 000	05/24/2023
185823	05/24/2023	Medford Utilities	0 700-1350-00	MASH ELECTRICITY:3/31-4/30/23	5,694.12	10 E 800 336 253000 000	05/24/2023
185823	05/24/2023	Medford Utilities	0 700-1351-00	MASH SEWER/WATER:3/31-5/1/23	452.59	10 E 800 337 253000 000	05/24/2023
185823	05/24/2023	Medford Utilities	0 700-1351-00	MASH SEWER/WATER:3/31-5/1/23	199.63	10 E 800 338 253000 000	05/24/2023
185823	05/24/2023	Medford Utilities	0 700-1352-00	FOOTBALL FIELD:3/31-4/30/23	141.97	10 E 800 336 253000 000	05/24/2023
185823	05/24/2023	Medford Utilities	0 700-1353-00	TECH ED BUILDING:3/31-5/1/23	66.18	10 E 800 337 253000 000	05/24/2023
185823	05/24/2023	Medford Utilities	0 700-1353-00	TECH ED BUILDING:3/31-5/1/23	56.38	10 E 800 338 253000 000	05/24/2023
185823	05/24/2023	Medford Utilities	0 700-1354-00	STORAGE BUILDING:3/31-5/1/23	110.47	10 E 800 336 253000 000	05/24/2023
185823	05/24/2023	Medford Utilities	0 700-1354-00	STORAGE BUILDING:3/31-5/1/23	20.57	10 E 800 337 253000 000	05/24/2023
185823	05/24/2023	Medford Utilities	0 700-1354-00	STORAGE BUILDING:3/31-5/1/23	11.44	10 E 800 338 253000 000	05/24/2023
185823	05/24/2023	Medford Utilities	0 700-1360-00	MAES:3/31-4/30/23	2,967.40	10 E 800 336 253000 000	05/24/2023
185823	05/24/2023	Medford Utilities	0 700-1360-00	MAES:3/31-4/30/23	576.71	10 E 800 337 253000 000	05/24/2023
185823	05/24/2023	Medford Utilities	0 700-1360-00	MAES:3/31-4/30/23	505.70	10 E 800 338 253000 000	05/24/2023
185823	05/24/2023	Medford Utilities	0 700-1740-00	MAMS ELECTRICITY: 3/31-4/30/23	4,639.93	10 E 800 336 253000 000	05/24/2023
185823	05/24/2023	Medford Utilities	0 700-1750-00	MAMS SEWER/WATER:3/31-5/1/23	323.92	10 E 800 337 253000 000	05/24/2023
185823	05/24/2023	Medford Utilities	0 700-1750-00	MAMS SEWER/WATER:3/31-5/1/23	399.40	10 E 800 338 253000 000	05/24/2023
185823	05/24/2023	Medford Utilities	0 700-3000-00	DISTRICT OFFICE:3/31-5/1/23	325.23	10 E 800 336 253000 000	05/24/2023
185823	05/24/2023	Medford Utilities	0 700-3000-00	DISTRICT OFFICE:3/31-5/1/23	29.35	10 E 800 337 253000 000	05/24/2023
185823	05/24/2023	Medford Utilities	0 700-3000-00	DISTRICT OFFICE:3/31-5/1/23	26.26	10 E 800 338 253000 000	05/24/2023
				Totals for Medford Utilities	16,779.57		
185824	05/24/2023	Village Of Stetsonville	0 504-0000-00	APRIL SEWER	750.00	10 E 800 338 253000 000	05/24/2023
				Totals for Village Of Stetsonville	750.00		
185825	05/24/2023	Wisconsin Public Service	0 0621559037-0000	MOSINEE/RVA: 4/18-5/16/23	260.68	99 E 600 331 253000 360	05/24/2023
185825	05/24/2023	Wisconsin Public Service	0 0621559037-0000	MOSINEE RVA STE 130: 4/18-5/16/23	125.40	99 E 600 331 253000 360	05/24/2023
				Totals for Wisconsin Public Service	386.08		
185826	05/25/2023	Dachel, Terry	0 5/25/23	VARSITY SOFTBALL VS MERRILL REGIONALS	129.40	10 E 400 310 162000 964	05/25/2023
				Totals for Dachel, Terry	129.40		
185827	05/25/2023	Lor, True	0 5/25/23	GIRLS VARSITY SOCCER VS ASHLAND	120.00	10 E 400 310 162000 965	05/25/2023
				Totals for Lor, True	120.00		

CHECK #	CHECK DATE	VENDOR	PO INVOICE #	DESCRIPTION	CHECK AMOUNT	ACCOUNT	POST DATE
			NUMBER			NUMBER	
185828	05/25/2023	Tessmann, Caden	0 5/25/23	GIRLS JV SOCCER VS ASHLAND	55.00	10 E 400 310 162000 965	05/25/2023
				Totals for Tessmann, Caden	55.00		
185829	05/25/2023	Todryk, Ronald	0 5/25/23	GIRLS JV SOCCER VS ASHLAND	70.00	10 E 400 310 162000 965	05/25/2023
				Totals for Todryk, Ronald	70.00		
185830	05/25/2023	Totzke, Angela	0 5/25/23	VARSITY SOFTBALL VS MERRILL REGIONALS	70.00	10 E 400 310 162000 964	05/25/2023
				Totals for Totzke, Angela	70.00		
185831	05/25/2023	Twaroski, George	0 5/25/23	GIRLS VARSITY SOCCER VS ASHLAND	120.00	10 E 400 310 162000 965	05/25/2023
				Totals for Twaroski, George	120.00		
185832	05/25/2023	Vaughter, Jeffrey	0 5/25/23	GIRLS VARSITY SOCCER VS ASHLAND	120.00	10 E 400 310 162000 965	05/25/2023
				Totals for Vaughter, Jeffrey	120.00		
185836	05/25/2023	Klingbeil Lumber Company	0 2303-036965	Finish Screw	13.99-	10 E 400 411 253000 000	05/25/2023
185836	05/25/2023	Klingbeil Lumber Company	0 2303-037161	Fastners	11.95-	21 E 400 411 240000 444	05/25/2023
185836	05/25/2023	Klingbeil Lumber Company	0 2304-037864	Long Lag Schields	39.98	10 E 200 411 253000 000	05/25/2023
185836	05/25/2023	Klingbeil Lumber Company	0 2304-038256	Fastners	0.64	21 E 400 411 240000 444	05/25/2023
185836	05/25/2023	Klingbeil Lumber Company	0 2304-038271	Ext Carpet Adhesive	25.99	10 E 400 411 253000 000	05/25/2023
185836	05/25/2023	Klingbeil Lumber Company	0 2304-038339	Battery	29.94	10 E 400 411 253000 000	05/25/2023
185836	05/25/2023	Klingbeil Lumber Company	0 2304-038373	Fastners	8.23	21 E 400 411 240000 444	05/25/2023
185836	05/25/2023	Klingbeil Lumber Company	0 2304-039552	Compression Cap	4.28	10 E 200 411 253000 000	05/25/2023
185836	05/25/2023	Klingbeil Lumber Company	0 2304-039623	Cable Ties	25.48	10 E 400 411 162000 966	05/25/2023
185836	05/25/2023	Klingbeil Lumber Company	0 2304-039623	Cable Ties	25.49	10 E 400 411 162000 967	05/25/2023
185836	05/25/2023	Klingbeil Lumber Company	0 2304-039873	Fastners	2.70	21 E 400 411 240000 444	05/25/2023
185836	05/25/2023	Klingbeil Lumber Company	0 2304-039877	Lock Washers	82.62	21 E 400 411 240000 444	05/25/2023
185836	05/25/2023	Klingbeil Lumber Company	0 2304-040004	Supplies	1.18	10 E 400 411 136000 000	05/25/2023
185836	05/25/2023	Klingbeil Lumber Company	0 2304-040423	Flare Cap	2.99	10 E 400 411 255100 000	05/25/2023
185836	05/25/2023	Klingbeil Lumber Company	0 2304-041016	SPEE-DEE Shipping	12.88	10 E 400 411 253000 000	05/25/2023
185836	05/25/2023	Klingbeil Lumber Company	0 2304-041424	Sp Plast Ang 4Wre	25.99	50 E 800 411 257000 000	05/25/2023
185836	05/25/2023	Klingbeil Lumber Company	0 2304-042304	Open Bar Holder	39.97	10 E 200 411 253000 000	05/25/2023
185836	05/25/2023	Klingbeil Lumber Company	0 2304-042498	UVB Cable Ties	39.98	10 E 400 411 253000 000	05/25/2023
185836	05/25/2023	Klingbeil Lumber Company	0 2304-043049	Compression Cap	5.88	10 E 200 411 253000 000	05/25/2023
185836	05/25/2023	Klingbeil Lumber Company	0 2304-043300	Filter Cartridge	181.05	10 E 400 411 253000 000	05/25/2023
185836	05/25/2023	Klingbeil Lumber Company	0 2304-043332	Galvanized Merchant	25.76	10 E 400 411 253000 000	05/25/2023
185836	05/25/2023	Klingbeil Lumber Company	0 2304-043354	Galvanized Malleble	24.97	10 E 400 411 253000 000	05/25/2023
185836	05/25/2023	Klingbeil Lumber Company	2002200210 2302-030902	Blanket requisition	0.30-	10 E 200 411 136000 000	05/25/2023
185836	05/25/2023	Klingbeil Lumber Company	2002200210 2304-038276	Blanket requisition	69.48	10 E 200 411 136000 000	05/25/2023
185836	05/25/2023	Klingbeil Lumber Company	4002200157 2303-036920	Building materials	48.44	10 E 400 411 122600 000	05/25/2023
185836	05/25/2023	Klingbeil Lumber Company	4002200157 2304-042806	Building materials	15.96	10 E 400 411 122600 000	05/25/2023
185836	05/25/2023	Klingbeil Lumber Company	4002200209 2304-037908	Klingbeil Lumber Open PO for MASH woodshop	77.23	10 E 400 411 136000 000	05/25/2023

CHECK #	CHECK DATE	VENDOR	PO INVOICE #		DESCRIPTION	CHECK AMOUNT	ACCOUNT				POST DATE		
			NUMBER	NUMBER			NUMBER	NUMBER	NUMBER	NUMBER			
185836	05/25/2023	Klingbeil Lumber Company	4002200209	2304-038004	Klingbeil Lumber Open PO for MASH woodshop	9.68	10	E	400	411	136000	000	05/25/2023
185836	05/25/2023	Klingbeil Lumber Company	4002200209	2304-039040	Klingbeil Lumber Open PO for MASH woodshop	197.70	10	E	400	411	136000	000	05/25/2023
185836	05/25/2023	Klingbeil Lumber Company	4002200209	2304-041192	Klingbeil Lumber Open PO for MASH woodshop	175.54	10	E	400	411	136000	000	05/25/2023
185836	05/25/2023	Klingbeil Lumber Company	4002200209	2304-043203	Klingbeil Lumber Open PO for MASH woodshop	2.79	10	E	400	411	136000	000	05/25/2023
185836	05/25/2023	Klingbeil Lumber Company	8002200166	2304-040477	Audiovisual Supplies and Tools	27.99	10	E	800	411	295000	000	05/25/2023
185836	05/25/2023	Klingbeil Lumber Company	8002200166	2304-041131	Audiovisual Supplies and Tools	41.57	10	E	800	411	295000	000	05/25/2023
185836	05/25/2023	Klingbeil Lumber Company	8002200166	2304-043064	Audiovisual Supplies and Tools	6.49	10	E	800	411	295000	000	05/25/2023
Totals for Klingbeil Lumber Company						1,252.63							
185841	05/25/2023	Medford Cooperative Inc	0	1234567	Credit	296.66-	21	E	400	411	240000	403	05/25/2023
185841	05/25/2023	Medford Cooperative Inc	0	1468	Mini Course Supplies	6.58	21	E	200	411	240000	235	05/25/2023
185841	05/25/2023	Medford Cooperative Inc	0	2249	Meeting Supplies	60.46	10	E	800	411	221300	297	05/25/2023
185841	05/25/2023	Medford Cooperative Inc	0	25228	C-Pak Sae Flat Wash	3.49	10	E	200	411	253000	000	05/25/2023
185841	05/25/2023	Medford Cooperative Inc	0	25393	Pressure Gauge	25.98	10	E	400	411	253000	000	05/25/2023
185841	05/25/2023	Medford Cooperative Inc	0	25576	Shark Bite Elbow	61.69	10	E	200	411	253000	000	05/25/2023
185841	05/25/2023	Medford Cooperative Inc	0	25591	PoplR Dowel	128.60	10	E	200	411	136000	000	05/25/2023
185841	05/25/2023	Medford Cooperative Inc	0	25666	Disposable Golves	97.97	10	E	200	411	136000	000	05/25/2023
185841	05/25/2023	Medford Cooperative Inc	0	25669	Anchor	6.77	10	E	200	411	253000	000	05/25/2023
185841	05/25/2023	Medford Cooperative Inc	0	25673	Stain	29.98	10	E	400	411	136000	000	05/25/2023
185841	05/25/2023	Medford Cooperative Inc	0	3548	Child's Play	11.99	10	E	400	411	240000	000	05/25/2023
185841	05/25/2023	Medford Cooperative Inc	0	3600337	OST Supplies Butter Making	34.15	80	E	800	411	390000	165	05/25/2023
185841	05/25/2023	Medford Cooperative Inc	0	4440	Treats	13.96	10	E	100	411	110000	000	05/25/2023
185841	05/25/2023	Medford Cooperative Inc	0	5147	Laundry Detergant	20.97	27	E	800	411	158700	341	05/25/2023
185841	05/25/2023	Medford Cooperative Inc	0	5186	Sugar	1.50	80	E	200	411	390000	367	05/25/2023
185841	05/25/2023	Medford Cooperative Inc	0	5238	OST Supplies	25.70	80	E	800	411	390000	165	05/25/2023
185841	05/25/2023	Medford Cooperative Inc	0	5277094	Diamond Layer 18%	55.80	21	E	400	411	240000	403	05/25/2023
185841	05/25/2023	Medford Cooperative Inc	0	5277118	Barn Lime #50	67.42	21	E	400	411	240000	403	05/25/2023
185841	05/25/2023	Medford Cooperative Inc	0	5277233	Shavings	211.97	21	E	400	411	240000	403	05/25/2023
185841	05/25/2023	Medford Cooperative Inc	0	5277276	Lime for Athletic Field	162.72	10	E	400	411	162000	000	05/25/2023
185841	05/25/2023	Medford Cooperative Inc	0	5277384	Shavings	83.90	21	E	400	411	240000	403	05/25/2023
185841	05/25/2023	Medford Cooperative Inc	0	5277445	Kerosene	23.63	21	E	400	411	240000	403	05/25/2023
185841	05/25/2023	Medford Cooperative Inc	0	5277559	Shavings	92.10	21	E	400	411	240000	403	05/25/2023
185841	05/25/2023	Medford Cooperative Inc	0	5367	Water	7.00	10	E	400	411	162000	964	05/25/2023
185841	05/25/2023	Medford Cooperative Inc	0	5431	Vinegar & Egg Dye	13.06	21	E	400	411	240000	403	05/25/2023
185841	05/25/2023	Medford Cooperative Inc	0	5473	Eggs	2.29	80	E	200	411	390000	367	05/25/2023
185841	05/25/2023	Medford Cooperative Inc	0	555	Creamer	46.92	21	E	400	411	240000	411	05/25/2023

CHECK #	CHECK DATE	VENDOR	PO	INVOICE #	DESCRIPTION	CHECK AMOUNT	ACCOUNT				POST DATE
				NUMBER			NUMBER				
185841	05/25/2023	Medford Cooperative Inc		0 6008	SES Maple Fest Prize	20.31	10	E	101 411 240000 000	05/25/2023	
185841	05/25/2023	Medford Cooperative Inc		0 6322	Cat Litter	58.66	21	E	400 411 240000 403	05/25/2023	
185841	05/25/2023	Medford Cooperative Inc		0 6394	Paper Towel & Plates	180.16	21	E	400 411 240000 444	05/25/2023	
185841	05/25/2023	Medford Cooperative Inc		0 6605	Meeting Supplies	92.64	10	E	800 411 221300 297	05/25/2023	
185841	05/25/2023	Medford Cooperative Inc		0 6618	Fruits & Vegetables	53.57	10	E	100 411 110000 000	05/25/2023	
185841	05/25/2023	Medford Cooperative Inc		0 7018	OST Supplies	27.34	80	E	800 411 390000 165	05/25/2023	
185841	05/25/2023	Medford Cooperative Inc		0 7136	Toothpick Dispenser	53.94	10	E	400 411 240000 000	05/25/2023	
185841	05/25/2023	Medford Cooperative Inc		0 7171	Plates, Bowls & Spoons	47.85	80	E	200 411 390000 367	05/25/2023	
185841	05/25/2023	Medford Cooperative Inc		0 7173	Easter Supplies	112.78	10	E	100 411 110000 000	05/25/2023	
185841	05/25/2023	Medford Cooperative Inc		0 7227	Root Beer	11.97	21	E	400 411 120000 616	05/25/2023	
185841	05/25/2023	Medford Cooperative Inc		0 7385	Organic BB	21.95	10	E	100 411 110000 000	05/25/2023	
185841	05/25/2023	Medford Cooperative Inc		0 7461	Bakery	26.58	80	E	200 411 390000 367	05/25/2023	
185841	05/25/2023	Medford Cooperative Inc		0 7723	Play Props and Makeup	13.05	10	E	400 411 122600 000	05/25/2023	
185841	05/25/2023	Medford Cooperative Inc		0 8653	Forensics Showcase Supplies	55.84	10	E	400 411 161000 000	05/25/2023	
185841	05/25/2023	Medford Cooperative Inc	2002200178	25451	Medford Cooperative/Do-It Best Open PO	116.88	10	E	200 411 126000 000	05/25/2023	
185841	05/25/2023	Medford Cooperative Inc	2002200178	25569	Medford Cooperative/Do-It Best Open PO	23.92	10	E	200 411 126000 000	05/25/2023	
185841	05/25/2023	Medford Cooperative Inc	2002200178	256771	Medford Cooperative/Do-It Best Open PO	39.54	10	E	200 411 126000 000	05/25/2023	
185841	05/25/2023	Medford Cooperative Inc	2002200231	1953	Open PO @ County Market for FACE	75.42	10	E	200 411 135000 000	05/25/2023	
185841	05/25/2023	Medford Cooperative Inc	3002200218	6330	Open PO for Medford Cooperative	93.15	10	E	100 411 110000 000	05/25/2023	
185841	05/25/2023	Medford Cooperative Inc	4002200106	1270	Open PO to purchase groceries and supplies for food classes	63.76	10	E	400 411 135000 000	05/25/2023	
185841	05/25/2023	Medford Cooperative Inc	4002200158	5165	Supplies	14.15	10	E	400 411 122600 000	05/25/2023	
185841	05/25/2023	Medford Cooperative Inc	4002200256	4151	Class Supplies	5.29	10	E	400 411 131000 000	05/25/2023	
185841	05/25/2023	Medford Cooperative Inc	4002200256	4418	Class Supplies	19.47	10	E	400 411 131000 000	05/25/2023	
185841	05/25/2023	Medford Cooperative Inc	4002200256	6471	Class Supplies	70.00	10	E	400 411 131000 000	05/25/2023	
185841	05/25/2023	Medford Cooperative Inc	8002200220	25291	AV Tools and Technology 2022/23	110.49	10	E	800 480 295000 000	05/25/2023	
185841	05/25/2023	Medford Cooperative Inc	8002200220	25567	AV Tools and Technology 2022/23	275.73	10	E	800 480 295000 000	05/25/2023	
185841	05/25/2023	Medford Cooperative Inc	9002200136	8678	DAILE open PO	5.48	27	E	800 411 218100 341	05/25/2023	
185841	05/25/2023	Medford Cooperative Inc	9002200167	7071	\$400 Medford Cooperative for student functional learning materials and life skills. Totals for Medford Cooperative Inc	45.53	27	E	800 411 158700 341	05/25/2023	
185842	05/26/2023	Big Daddy's Party Resources		0 5/26/23	FIREWORKS FOR GRADUATION	2,000.00	21	E	400 310 120000 623	05/26/2023	
					Totals for Big Daddy's Party Resources	2,000.00					
185843	05/26/2023	Frese Frame Photography		0 5/22/23	BASEBALL/SOFTBALL COFERENCE PICTURES	15.00	10	E	400 411 162000 963	05/26/2023	

CHECK #	CHECK DATE	VENDOR	PO INVOICE #	DESCRIPTION	CHECK AMOUNT	ACCOUNT	POST DATE
			NUMBER			NUMBER	
185843	05/26/2023	Frese Frame Photography	0 5/22/23	BASEBALL/SOFTBALL COFERENCE PICTURES	15.00	10 E 400 411 162000 964	05/26/2023
				Totals for Frese Frame Photography	30.00		
185844	05/26/2023	The Graphic Edge	0 1675262	RAIDER CAFE SOCKS	345.87	21 E 400 411 240000 411	05/26/2023
185844	05/26/2023	The Graphic Edge	0 1680089	RAIDER CAFE SOCKS	357.97	21 E 400 411 240000 411	05/26/2023
				Totals for The Graphic Edge	703.84		
185845	05/26/2023	Graykowski Distributing	0 SE 23416	RVA SPRING PICNIC ICE CREAM	877.60	99 E 600 411 165000 360	05/26/2023
				Totals for Graykowski Distributing	877.60		
185846	05/26/2023	Heinzen Promotional	0 PROM-4075	RVA TSHIRTS	191.20	99 E 600 411 235000 360	05/26/2023
				Totals for Heinzen Promotional	191.20		
185847	05/26/2023	Mid-Wisconsin Beverage Inc	0 2918899	STUDENT VENDING	339.44	21 E 400 411 120000 610	05/26/2023
				Totals for Mid-Wisconsin Beverage Inc	339.44		
185848	05/26/2023	Peterson, Roxanne	0 1234	CHAIR MESSAGES	525.00	21 E 100 411 240000 085	05/26/2023
				Totals for Peterson, Roxanne	525.00		
185849	05/26/2023	Pine Valley Golf Course	0 5/17/23	MEDFORD GOLF FEE	100.00	10 E 400 940 162000 969	05/26/2023
				Totals for Pine Valley Golf Course	100.00		
185850	05/26/2023	Point of View Multimedia LLC	0 5/23/23	TAYLOR COUNTY CHILDCARE PRODUCTION VIDEO	3,390.00	21 E 800 310 240000 907	05/26/2023
				Totals for Point of View Multimedia LLC	3,390.00		
185851	05/26/2023	S & A Trophy	0 42674	MASH DEPT. AWARDS	178.75	10 E 400 411 240000 000	05/26/2023
185851	05/26/2023	S & A Trophy	0 42675	MASH PERFECT ATTENDENCE AWARDS	136.60	10 E 400 411 240000 000	05/26/2023
185851	05/26/2023	S & A Trophy	0 42679	MASH DEPT. AWARDS	11.00	10 E 400 411 240000 000	05/26/2023
				Totals for S & A Trophy	326.35		
185852	05/26/2023	Slinger Science Olympiad	0 9	MEDFORD SCIENCE OLYMPIAD TEAM REGISTRATION FEE	100.00	10 E 800 940 172000 000	05/26/2023
				Totals for Slinger Science Olympiad	100.00		
185853	05/26/2023	WIAA	0 5/23/23	SOFTBALL REGIONALS	363.77	10 E 400 940 162000 964	05/26/2023
				Totals for WIAA	363.77		
185854	05/26/2023	WSMA	0 32977	MASH CHOIR FEE	23.00	10 E 400 940 125400 000	05/26/2023
				Totals for WSMA	23.00		
185855	05/26/2023	Bochman, Bryan	0 QTR 3 2022-2023	RVA INTERNET REIMBURSEMENT	90.00	99 E 600 358 235000 360	05/26/2023
				Totals for Bochman, Bryan	90.00		
185856	05/26/2023	Damm, Matthew	0 QTR 3 2022-202	RVA INTERNET REIMBURSEMENT	270.00	99 E 600 358 235000 360	05/26/2023
				Totals for Damm, Matthew	270.00		
185857	05/26/2023	DeJong, Nikki	0 QTR 3 2022-2023	RVA INTERNET REIMBURSEMENT	90.00	99 E 600 358 235000 360	05/26/2023
				Totals for DeJong, Nikki	90.00		
185858	05/26/2023	Manning, Mary	0 QTR 3 2022-2023	RVA INTERNET REIMBURSEMENT	90.00	99 E 600 358 235000 360	05/26/2023
				Totals for Manning, Mary	90.00		
185859	05/26/2023	Neumann, Lyndsey	0 QTR 3 2022-2023	RVA INTERNET REIMBURSEMENT	90.00	99 E 600 358 235000 360	05/26/2023

CHECK #	CHECK DATE	VENDOR	PO INVOICE #	DESCRIPTION	CHECK AMOUNT	ACCOUNT	POST DATE
			NUMBER			NUMBER	
				Totals for Neumann, Lyndsey	90.00		
185860	05/26/2023	Rhody, Sarah	0 QTR 3 2022-2023	RVA INTERNET REIMBURSEMENT	90.00	99 E 600 358 235000 360	05/26/2023
				Totals for Rhody, Sarah	90.00		
185861	05/26/2023	Waldera, Elizabeth	0 QTR 3 2022-2023	RVA INTERNET REIMBURSEMENT	90.00	99 E 600 358 235000 360	05/26/2023
				Totals for Waldera, Elizabeth	90.00		
185862	05/26/2023	Yellow, Elizabeth	0 QTR 3 2022-2023	RVA INTERNET REIMBURSEMENT	90.00	99 E 600 358 235000 360	05/26/2023
				Totals for Yellow, Elizabeth	90.00		
185863	05/30/2023	Medford Area Public School Dis	0 5/31 Payroll	5/31 Payroll	781,659.14	10 A 000 000 711100 000	05/30/2023
				Totals for Medford Area Public School Di	781,659.14		
185864	05/30/2023	Thrivent Financial/Lutherans	0 20230515ADDA0	GROUP ID: 000192600-002; L JISKRA - \$300.00	150.00	10 L 000 000 811670 000	05/30/2023
185864	05/30/2023	Thrivent Financial/Lutherans	0 20230531ADDA0	GROUP ID: 000192600-002; L JISKRA - \$300.00	150.00	10 L 000 000 811670 000	05/30/2023
				Totals for Thrivent Financial/Lutherans	300.00		
185865	05/30/2023	Thrivent Mutual Funds	0 20230515ADDA0	Thrivent Mutual Funds-J. Hraby-\$250.00	125.00	10 L 000 000 811670 000	05/30/2023
185865	05/30/2023	Thrivent Mutual Funds	0 20230531ADDA0	Thrivent Mutual Funds-J. Hraby-\$250.00	125.00	10 L 000 000 811670 000	05/30/2023
				Totals for Thrivent Mutual Funds	250.00		
185866	05/30/2023	Ameriprise Financial Services	0 20230515ADDA0	NBS - National Benefit Services; B Walsh - \$200.00, M. Hawley-\$100.00	150.00	99 L 000 000 811670 000	05/30/2023
185866	05/30/2023	Ameriprise Financial Services	0 20230531ADDA0	NBS - National Benefit Services; B Walsh - \$200.00, M. Hawley-\$100.00	150.00	99 L 000 000 811670 000	05/30/2023
				Totals for Ameriprise Financial Services	300.00		
185867	05/30/2023	AXA Equitable	0 20230515ADDA2	UNIT#: 008365 001	250.00	10 L 000 000 811670 000	05/30/2023
185867	05/30/2023	AXA Equitable	0 20230515ADDA2	AXA EQUITABLE	250.00	99 L 000 000 811670 000	05/30/2023
185867	05/30/2023	AXA Equitable	0 20230531ADDA2	UNIT#: 008365 001	250.00	10 L 000 000 811670 000	05/30/2023
185867	05/30/2023	AXA Equitable	0 20230531ADDA2	AXA EQUITABLE	250.00	99 L 000 000 811670 000	05/30/2023
				Totals for AXA Equitable	1,000.00		
185868	05/30/2023	WI SCTF	0 20230531ADDA0	WI SCTF-B. Wert-6063683-\$73.00, J. Cliver-778717-\$100.00, T. Swedlund-8232335-\$590.31	763.31	10 L 000 000 811680 000	05/30/2023
				Totals for WI SCTF	763.31		
185869	05/30/2023	Blodgett, Michael	0 5/30/23	VARSITY SOFTBALL VS NEW LONDON SECTIONALS	121.10	10 E 400 310 162000 964	05/30/2023
				Totals for Blodgett, Michael	121.10		
185870	05/30/2023	Duerkop, Larry	0 5/30/23	VARSITY BASEBALL VS RHINELANDER REGIONALS	70.00	10 E 400 310 162000 963	05/30/2023
				Totals for Duerkop, Larry	70.00		

CHECK #	CHECK DATE	VENDOR	PO INVOICE #	DESCRIPTION	CHECK AMOUNT	ACCOUNT	POST DATE
			NUMBER			NUMBER	
185871	05/30/2023	Hanson, Richard	0 5/30/23	VARSITY BASEBALL VS RHINELANDER REGIONALS	139.30	10 E 400 310 162000 963	05/30/2023
				Totals for Hanson, Richard	139.30		
185872	05/30/2023	Hodgson, Steve	0 5/30/23	VARSITY SOFTBALL VS NEW LONDON SECTIONALS	121.10	10 E 400 310 162000 964	05/30/2023
				Totals for Hodgson, Steve	121.10		
185873	05/30/2023	Olson, Richard JR	0 5/30/23	VARSITY SOFTBALL VS NEW LONDON SECTIONALS	121.10	10 E 400 310 162000 964	05/30/2023
				Totals for Olson, Richard JR	121.10		
185874	05/30/2023	Vaughter, Jeffrey	0 5/25/23	GIRLS VARSITY SOCCER VS ASHLAND - MILEAGE	30.00	10 E 400 310 162000 965	05/30/2023
				Totals for Vaughter, Jeffrey	30.00		
185875	05/30/2023	Delta Dental of Wisconsin	0 115110000000000	1958549-active employees	17,973.76	10 L 000 000 811632 000	05/30/2023
185875	05/30/2023	Delta Dental of Wisconsin	0 115110000000000	1958549-active employees	9,820.54	27 L 000 000 811632 000	05/30/2023
185875	05/30/2023	Delta Dental of Wisconsin	0 115110000000000	1958549-active employees	268.78	50 L 000 000 811632 000	05/30/2023
185875	05/30/2023	Delta Dental of Wisconsin	0 115110000000000	1958549-active employees	287.22	80 L 000 000 811632 000	05/30/2023
185875	05/30/2023	Delta Dental of Wisconsin	0 115110000000000	1958549-active employees	7,798.68	99 L 000 000 811632 000	05/30/2023
185875	05/30/2023	Delta Dental of Wisconsin	0 115117000000000	1958550-cobra	127.06	10 L 000 000 811632 000	05/30/2023
				Totals for Delta Dental of Wisconsin	36,276.04		
185876	05/30/2023	Kansas City Life Insurance Co	0 1561483	100007500000000-June 2023	2,839.35	10 L 000 000 811633 000	05/30/2023
185876	05/30/2023	Kansas City Life Insurance Co	0 1561483	100007500000000-June 2023	1,451.96	27 L 000 000 811633 000	05/30/2023
185876	05/30/2023	Kansas City Life Insurance Co	0 1561483	100007500000000-June 2023	31.85	50 L 000 000 811633 000	05/30/2023
185876	05/30/2023	Kansas City Life Insurance Co	0 1561483	100007500000000-June 2023	51.03	80 L 000 000 811633 000	05/30/2023
185876	05/30/2023	Kansas City Life Insurance Co	0 1561483	100007500000000-June 2023	1,316.87	99 L 000 000 811633 000	05/30/2023
				Totals for Kansas City Life Insurance Co	5,691.06		
185877	05/30/2023	Security Health Plan	0 June 2023	June 2023	272,406.60	10 L 000 000 811631 000	05/30/2023
185877	05/30/2023	Security Health Plan	0 June 2023	June 2023	169,239.32	27 L 000 000 811631 000	05/30/2023
185877	05/30/2023	Security Health Plan	0 June 2023	June 2023	3,339.16	50 L 000 000 811631 000	05/30/2023
185877	05/30/2023	Security Health Plan	0 June 2023	June 2023	4,068.24	80 L 000 000 811631 000	05/30/2023
185877	05/30/2023	Security Health Plan	0 June 2023	June 2023	124,293.28	99 L 000 000 811631 000	05/30/2023
				Totals for Security Health Plan	573,346.60		
185878	05/30/2023	NVA Vision	0 4416764	5108-June 2023	2,103.92	10 L 000 000 811639 000	05/30/2023
185878	05/30/2023	NVA Vision	0 4416764	5108-June 2023	1,037.34	27 L 000 000 811639 000	05/30/2023
185878	05/30/2023	NVA Vision	0 4416764	5108-June 2023	44.08	50 L 000 000 811639 000	05/30/2023
185878	05/30/2023	NVA Vision	0 4416764	5108-June 2023	666.76	99 L 000 000 811639 000	05/30/2023
185878	05/30/2023	NVA Vision	0 4416764	5108-June 2023	52.62	80 L 000 000 811639 000	05/30/2023
				Totals for NVA Vision	3,904.72		
185879	05/30/2023	Kansas City Life Insurance Co	0 Life Binder che	000075-July 2023 premium	1,098.00	10 L 000 000 811634 000	05/30/2023
				Totals for Kansas City Life Insurance Co	1,098.00		

CHECK #	CHECK DATE	VENDOR	PO INVOICE #	DESCRIPTION	CHECK AMOUNT	ACCOUNT	POST DATE
			NUMBER			NUMBER	
185880	05/31/2023	Breed, Michael	0 5/31/23	VARSITY BASEBALL VS WEST SALEM REGIONALS	109.60	10 E 400 310 162000 963	05/31/2023
				Totals for Breed, Michael	109.60		
185881	05/31/2023	Cunningham, Jim	0 5/31/23	VARSITY BASEBALL VS WEST SALEM REGIONALS	109.60	10 E 400 310 162000 963	05/31/2023
				Totals for Cunningham, Jim	109.60		
185882	05/31/2023	Petty Cash	0 5/31/23	TRACK STATE PER DIEM 7 STUDENTS X 2 DAYS X \$350 GOLF STATE PER DIEM 1 STUDENTS X 2 DAYS X \$50	50.00	10 E 400 411 162000 966	05/31/2023
185882	05/31/2023	Petty Cash	0 5/31/23	TRACK STATE PER DIEM 7 STUDENTS X 2 DAYS X \$350 GOLF STATE PER DIEM 1 STUDENTS X 2 DAYS X \$50	300.00	10 E 400 411 162000 967	05/31/2023
185882	05/31/2023	Petty Cash	0 5/31/23	TRACK STATE PER DIEM 7 STUDENTS X 2 DAYS X \$350 GOLF STATE PER DIEM 1 STUDENTS X 2 DAYS X \$50	50.00	10 E 400 411 162000 969	05/31/2023
				Totals for Petty Cash	400.00		
185883	05/31/2023	Alexander, Kurt	0 4/25-5/17/23	BASEBALL TABLE WORKER	180.00	10 E 400 310 162000 963	05/31/2023
				Totals for Alexander, Kurt	180.00		
185884	05/31/2023	Eloranta, Mike	0 4/25/23	MASH TRACK WORKER	45.50	10 E 400 310 162000 967	05/31/2023
				Totals for Eloranta, Mike	45.50		
185885	05/31/2023	Fettes, Sarah	0 5/11/23	MAMS TRACK WORKER	42.25	80 E 200 310 393000 967	05/31/2023
				Totals for Fettes, Sarah	42.25		
185886	05/31/2023	Henrichs, Gary	0 4/25/23	MASH TRACK WORKER	52.00	10 E 400 310 162000 967	05/31/2023
				Totals for Henrichs, Gary	52.00		
185887	05/31/2023	Kelley, Bryce	0 4/25-5/17/23	BASEBALL ANNOUNCER	180.00	10 E 400 310 162000 963	05/31/2023
				Totals for Kelley, Bryce	180.00		
185888	05/31/2023	Losiewicz, Chad	0 4/25/23	MASH TRACK WORKER	78.00	10 E 400 310 162000 967	05/31/2023
185888	05/31/2023	Losiewicz, Chad	0 5/11/23	MAMS TRACK WORKER	55.25	80 E 200 310 393000 967	05/31/2023
				Totals for Losiewicz, Chad	133.25		
185889	05/31/2023	Wenzel, Leon	0 4/29/23	BASEBALL TABLE WORKER	60.00	10 E 400 310 162000 963	05/31/2023
				Totals for Wenzel, Leon	60.00		
185890	06/01/2023	Bergman, Abigail	0 00011302	LIFEGUARDING COURSE FEE	773.00	80 E 800 310 393000 000	06/01/2023
				Totals for Bergman, Abigail	773.00		
185891	06/01/2023	Creative Crumbs	0 5/18/23	DANCING WITH THE STARS DANCE TEAM COOKIES	561.20	21 E 400 411 240000 448	06/01/2023
				Totals for Creative Crumbs	561.20		
185892	06/01/2023	Medford Area Little League Ass	0 6/1/23	TRACK CONSESSION WATER AND GATORADE	70.00	21 E 400 411 120000 620	06/01/2023
				Totals for Medford Area Little League As	70.00		

CHECK #	CHECK DATE	VENDOR	PO INVOICE #		DESCRIPTION	CHECK AMOUNT	ACCOUNT				POST DATE		
			NUMBER	NUMBER			NUMBER	NUMBER	NUMBER				
185893	06/01/2023	Orca Book Publishers	4002200346	2718	electronic books	89.90	10	E	400	432	222200	031	06/01/2023
					Totals for Orca Book Publishers	89.90							
185894	06/01/2023	Pro Designs of WI LLC	0	2208	LIFEGUARD SHIRTS	939.75	10	E	800	411	110000	900	06/01/2023
					Totals for Pro Designs of WI LLC	939.75							
185895	06/01/2023	Smith, Susan	0	9441-7	MAES & SES RETIREMENT CAKES	145.00	21	E	100	411	240000	080	06/01/2023
					Totals for Smith, Susan	145.00							
185896	06/01/2023	WIAA	0	5/30/23	2023 BASEBALL REGIONALS	275.39	10	E	400	940	162000	963	06/01/2023
185896	06/01/2023	WIAA	0	5/25/23	2023 SOFTBALL REGIONALS	598.18	10	E	400	940	162000	964	06/01/2023
185896	06/01/2023	WIAA	0	5/30/23	2023 SOFTAL SECTIONALS	404.64	10	E	400	940	162000	964	06/01/2023
185896	06/01/2023	WIAA	0	5/31/23	2023 BASEBALL REGIONALS	630.19	10	E	400	940	162000	963	06/01/2023
					Totals for WIAA	1,908.40							
185897	06/02/2023	Kletti, Amanda	0	REIMBURSE	RVA MILEAGE	431.25	99	E	600	342	221300	360	06/02/2023
185897	06/02/2023	Kletti, Amanda	0	REIMBURSE	RVA MILEAGE	124.08	99	E	600	342	221300	360	06/02/2023
					Totals for Kletti, Amanda	555.33							
185898	06/02/2023	American Red Cross	0	22591851	FIRST AID/CPR/AED: QTY 7	40.00	80	E	800	940	240000	000	06/02/2023
					Totals for American Red Cross	40.00							
185899	06/02/2023	Ampro Data Services	0	C87140	RVA TECH SUPPLIES/SERVICE ON CHROMEBOOKS	198.00	99	E	600	482	295000	360	06/02/2023
185899	06/02/2023	Ampro Data Services	0	C87140	RVA TECH SUPPLIES/SERVICE ON CHROMEBOOKS	114.11	99	E	600	481	295000	360	06/02/2023
185899	06/02/2023	Ampro Data Services	9002200150	C87119	ink for SPED printers	1,030.00	27	E	800	481	158700	341	06/02/2023
					Totals for Ampro Data Services	1,342.11							
185900	06/02/2023	Black River Transport	0	127200	2 PORTA POTY/1 CLEANING	172.50	10	E	800	324	253000	000	06/02/2023
185900	06/02/2023	Black River Transport	0	127200	2 PORTA POTY/1 CLEANING	22.50	10	E	800	328	255400	000	06/02/2023
					Totals for Black River Transport	195.00							
185901	06/02/2023	Blazer Works	0	20681644	J. SEVERSON: 5/14/23	89.25	27	E	600	360	156700	019	06/02/2023
185901	06/02/2023	Blazer Works	0	20681652	L. BAILEY: 5/14/23	176.00	27	E	600	360	156700	019	06/02/2023
					Totals for Blazer Works	265.25							
185902	06/02/2023	Blue Edge Energy, LLC	0	4360	MAY NATURAL GAS	350.00	10	E	800	331	253000	000	06/02/2023
					Totals for Blue Edge Energy, LLC	350.00							
185903	06/02/2023	Broadway Theatre	0	202385	MASH STUDENT COUNCIL MOVIE	310.00	21	E	400	411	120000	618	06/02/2023
					Totals for Broadway Theatre	310.00							
185904	06/02/2023	Bulk Bookstore	1002200184	139451	classroom materials	134.75	21	E	100	411	240000	030	06/02/2023
					Totals for Bulk Bookstore	134.75							
185905	06/02/2023	Chippewa Valley Sporting Goods	4012200116	268202	Open PO	883.99	10	E	400	411	162000	000	06/02/2023
					Totals for Chippewa Valley Sporting Good	883.99							
185906	06/02/2023	City Of Medford	0	1296	JETTING PLUGGED SEWER	450.60	10	E	800	310	253000	000	06/02/2023
					Totals for City Of Medford	450.60							
185907	06/02/2023	E-Therapy LLC	0	31378	SPEECH THERAPY \$287.50/PHYSICAL	1,663.75	27	E	600	360	218200	019	06/02/2023

CHECK #	CHECK DATE	VENDOR	PO INVOICE #	DESCRIPTION	CHECK AMOUNT	ACCOUNT	POST DATE
			NUMBER			NUMBER	
185907	06/02/2023	E-Therapy LLC	0 31378	THERAPY \$1,663.75 SPEECH THERAPY \$287.50/PHYSICAL THERAPY \$1,663.75	287.50	27 E 600 360 218100 019	06/02/2023
				Totals for E-Therapy LLC	1,951.25		
185908	06/02/2023	Ed Rindt's Service LLC	0 00972	SES MOWING: 5/9, 5/14, 5/18	400.00	10 E 101 324 254300 000	06/02/2023
				Totals for Ed Rindt's Service LLC	400.00		
185909	06/02/2023	Edvotek	8002200286 242088	Perkins for STEM	520.00	10 E 800 411 136000 400	06/02/2023
				Totals for Edvotek	520.00		
185910	06/02/2023	Follett Content Solutions, LLC	2002200105 681062A	Follett	670.15	10 E 200 432 222200 031	06/02/2023
				Totals for Follett Content Solutions, LL	670.15		
185911	06/02/2023	Full Compass Systems Ltd	2002200278 INC02326641	mic stands	554.13	21 E 200 411 125400 217	06/02/2023
				Totals for Full Compass Systems Ltd	554.13		
185912	06/02/2023	Heid Music	2002200122 3331610	open po	564.00	10 E 200 310 125500 000	06/02/2023
				Totals for Heid Music	564.00		
185913	06/02/2023	Heid Music	4002200382 3326020	Electronic Drum Set	4,371.00	10 E 400 551 125500 000	06/02/2023
185913	06/02/2023	Heid Music	4002200382 3326020	Electronic Drum Set	1,650.99	21 E 400 551 125500 000	06/02/2023
185913	06/02/2023	Heid Music	4002200382 3327797	Electronic Drum Set	659.77	10 E 400 551 125500 000	06/02/2023
185913	06/02/2023	Heid Music	4002200382 3327797	Electronic Drum Set	249.21	21 E 400 551 125500 000	06/02/2023
				Totals for Heid Music	6,930.97		
185914	06/02/2023	Hillyard Inc.	8012200119 605128750	Gym Floor Product	3,942.88	10 E 100 411 253000 000	06/02/2023
185914	06/02/2023	Hillyard Inc.	8012200119 605128750	Gym Floor Product	3,942.89	10 E 200 411 253000 000	06/02/2023
185914	06/02/2023	Hillyard Inc.	8012200119 605128750	Gym Floor Product	3,942.88	10 E 400 411 253000 000	06/02/2023
				Totals for Hillyard Inc.	11,828.65		
185915	06/02/2023	Hobart Sales & Service	0 ZB94744	STEAMER SERVICE	178.00	50 E 800 324 257000 000	06/02/2023
				Totals for Hobart Sales & Service	178.00		
185916	06/02/2023	Jostens of Northern WI	9002200173 31390785	Medford Adult Diploma Academy Diplomas	27.95	80 E 800 411 310000 735	06/02/2023
				Totals for Jostens of Northern WI	27.95		
185917	06/02/2023	JW Pepper & Sons, Inc.	2002200130 365349187	Concert music	342.99	10 E 200 411 125400 000	06/02/2023
185917	06/02/2023	JW Pepper & Sons, Inc.	2002200130 365349519	Concert music	24.99	10 E 200 411 125400 000	06/02/2023
185917	06/02/2023	JW Pepper & Sons, Inc.	2002200130 365349817	Concert music	128.24	10 E 200 411 125400 000	06/02/2023
185917	06/02/2023	JW Pepper & Sons, Inc.	2002200130 365375229	Concert music	2.25	10 E 200 411 125400 000	06/02/2023
				Totals for JW Pepper & Sons, Inc.	498.47		
185918	06/02/2023	Kramer Strick, Jacqueline	0 15M	DOJ COUNSELING	540.00	10 E 800 310 213000 698	06/02/2023
				Totals for Kramer Strick, Jacqueline	540.00		
185919	06/02/2023	McMillan Electric	0 C39781	MAMS REPAIR RECEPTACLES IN CLASSROOM	258.50	10 E 200 324 254300 000	06/02/2023
				Totals for McMillan Electric	258.50		
185920	06/02/2023	Nassco Inc	1012200112 6297679	Annual cleaning supplies	1,921.38	10 E 101 411 253000 000	06/02/2023

CHECK #	CHECK DATE	VENDOR	PO INVOICE #		DESCRIPTION	CHECK AMOUNT	ACCOUNT				POST DATE		
			NUMBER	NUMBER			NUMBER	NUMBER	NUMBER	NUMBER			
185920	06/02/2023	Nassco Inc	4012200152	6292713	Annual cleaning supplies	5,508.70	10	E	400	411	253000	000	06/02/2023
					Totals for Nassco Inc	7,430.08							
185921	06/02/2023	Northern Tool & Equipment Co	4002200408	52110759	anne marie grant	345.97	21	E	400	411	136000	000	06/02/2023
					Totals for Northern Tool & Equipment Co	345.97							
185922	06/02/2023	Owen-Withee High School	0	2022-2023	RETURN ON CATEGORICAL AID/CONTRACT	6,471.74	27	E	800	936	491000	019	06/02/2023
					66.0301								
					Totals for Owen-Withee High School	6,471.74							
185923	06/02/2023	Scholastic Book Fairs	1002200182	49651197	Classroom materials	98.40	10	E	101	411	110000	000	06/02/2023
185923	06/02/2023	Scholastic Book Fairs	1002200183	49651196	Classroom materials	77.98	21	E	100	411	240000	030	06/02/2023
					Totals for Scholastic Book Fairs	176.38							
185924	06/02/2023	Sweetwater	4002200380	36605529	Sound System	4,227.96	10	E	400	480	125500	000	06/02/2023
					Totals for Sweetwater	4,227.96							
185925	06/02/2023	Taylorred Family Care Clinic, L	0	43863	DOT PHYSICAL: L. ALBERS	95.00	10	E	800	310	260000	000	06/02/2023
185925	06/02/2023	Taylorred Family Care Clinic, L	0	44179	DOT PHYSICAL: J. GRANT	95.00	10	E	800	310	260000	000	06/02/2023
					Totals for Taylorred Family Care Clinic,	190.00							
185926	06/02/2023	WASB	0	30476	WASB MEMBERSHIP DUES 2023-24	9,422.00	10	E	800	940	231000	000	06/02/2023
					Totals for WASB	9,422.00							
185932	06/05/2023	Amazon Capital Services	0	1G9Y-VXLN-MPQL	MAES CLASSROOM SUPPLIES	81.86	10	E	100	411	110000	000	06/05/2023
185932	06/05/2023	Amazon Capital Services	1002200175	1YNM-4CGV-M19L	Chair	159.99	10	E	101	440	240000	000	06/05/2023
185932	06/05/2023	Amazon Capital Services	1002200176	1HN4-DH3G-N3HM	Math intervention supplies: CREDIT	92.72	10	E	101	411	110000	000	06/05/2023
					\$12.51								
185932	06/05/2023	Amazon Capital Services	1002200178	1J31-6WVP-PH9R	Chalk	15.88	10	E	101	411	110000	000	06/05/2023
185932	06/05/2023	Amazon Capital Services	1002200179	141L-H6CP-MMMC	Mother's Day supplies	42.05	10	E	101	411	110000	000	06/05/2023
185932	06/05/2023	Amazon Capital Services	1002200180	14DK-743X-NMJN	Fun Day supplies	201.63	10	E	101	411	143000	000	06/05/2023
185932	06/05/2023	Amazon Capital Services	2002200281	1YNM-4CGV-LKYM	General office supplies/Health	141.66	10	E	205	411	240000	000	06/05/2023
					Room								
185932	06/05/2023	Amazon Capital Services	2002200282	1J31-6WVP-NTTC	Chisel Sharpening kit	97.00	10	E	200	411	136000	000	06/05/2023
185932	06/05/2023	Amazon Capital Services	2002200283	1RMM-DK3Q-MFRK	Stu's Computer Monitor Arm	44.99	10	E	205	411	240000	000	06/05/2023
185932	06/05/2023	Amazon Capital Services	2002200284	1G1F-TGVG-LDHY	School Forest Survival Bracelets	116.31	10	E	200	411	110000	000	06/05/2023
185932	06/05/2023	Amazon Capital Services	2002200285	1GTX-MTFD-P3T4	Science lab supplies	99.99	10	E	200	411	126000	000	06/05/2023
185932	06/05/2023	Amazon Capital Services	2002200286	1PYL-LNKN-LJRJ	A.C. glue Quick freeze	59.96	10	E	200	411	136000	000	06/05/2023
185932	06/05/2023	Amazon Capital Services	2002200288	1PFD-KYJK-NK41	Main Office	115.55	10	E	205	411	240000	000	06/05/2023
185932	06/05/2023	Amazon Capital Services	2002200289	1P3Q-7KQ4-P3YT	Tundra Tales supplies	64.64	10	E	800	411	219000	000	06/05/2023
185932	06/05/2023	Amazon Capital Services	3002200269	173K-JX77-PDGK	Consumables / Classroom Toys	9.98	10	E	100	411	110000	000	06/05/2023
185932	06/05/2023	Amazon Capital Services	3002200273	1GTX-MTFD-NJJJ	Classroom Allotment Order	121.00	10	E	100	411	110000	000	06/05/2023
185932	06/05/2023	Amazon Capital Services	3002200280	1HN4-DH3G-PFDJ	Classroom consumables	150.65	10	E	100	411	110000	000	06/05/2023
185932	06/05/2023	Amazon Capital Services	3002200281	1JNG-NWLM-NGFP	Workroom/Student Supplies	22.48	10	E	100	411	110000	000	06/05/2023
185932	06/05/2023	Amazon Capital Services	3002200281	1JNG-NWLM-NGFP	Workroom/Student Supplies	12.98	21	E	100	411	240000	036	06/05/2023
185932	06/05/2023	Amazon Capital Services	3002200282	191W-1P3H-LW3P	Tundra Tales Reading Program-Mr.	147.05	10	E	100	411	110000	000	06/05/2023

CHECK #	CHECK DATE	VENDOR	PO INVOICE #		DESCRIPTION	CHECK AMOUNT	ACCOUNT				POST DATE		
			NUMBER	NUMBER			NUMBER	NUMBER	NUMBER	NUMBER			
					Joseph Greget								
185932	06/05/2023	Amazon Capital Services	3002200284	1P3Q-7KQ4-LMN7	Classroom Supplies and Electives	50.84	10	E	100	411	110000	000	06/05/2023
185932	06/05/2023	Amazon Capital Services	3002200286	1HN4-DH3G-NWWT	OST Grant Supplies	85.75	80	E	800	411	390000	165	06/05/2023
185932	06/05/2023	Amazon Capital Services	3002200288	1TLF-1GQ3-M679	Consumables	118.51	10	E	100	411	110000	000	06/05/2023
185932	06/05/2023	Amazon Capital Services	3002200290	1DLG-DWF3-L3PK	Student Services - Tundra Tales Packers Program (Literacy Materials)	106.02	10	E	800	411	219000	000	06/05/2023
185932	06/05/2023	Amazon Capital Services	3002200291	1JTY-YQFN-M9WT	Books	100.46	10	E	800	411	219000	000	06/05/2023
185932	06/05/2023	Amazon Capital Services	3002200292	1DLG-DWF3-M4WY	Should be coded to student services. Tundra Tales money	101.43	10	E	800	411	219000	000	06/05/2023
185932	06/05/2023	Amazon Capital Services	3002200294	1X16-NPQN-MYXW	Literacy Materials through Tundra Tales	91.48	10	E	800	411	219000	000	06/05/2023
185932	06/05/2023	Amazon Capital Services	3002200295	1LJW-Y3FM-LMT4	Tundra Tales Classroom Order	76.52	10	E	800	411	219000	000	06/05/2023
185932	06/05/2023	Amazon Capital Services	3012200131	1FPM-3WTJ-QCFD	misc.	206.11	10	E	100	411	254300	000	06/05/2023
185932	06/05/2023	Amazon Capital Services	4002200378	13MN-7G1C-PXPK	AED Supplies	67.81	10	E	400	411	214000	000	06/05/2023
185932	06/05/2023	Amazon Capital Services	4002200379	1GKQ-V9LT-KYJ6	drama supplies	25.49	10	E	400	411	122600	000	06/05/2023
185932	06/05/2023	Amazon Capital Services	4002200381	1XNR-CCFR-N1TY	Prom crown/tiara	42.88	21	E	400	411	120000	624	06/05/2023
185932	06/05/2023	Amazon Capital Services	4002200384	1KCF-GVN6-L6HM	Classroom Technology - AnnMarie Grant	380.17	21	E	400	411	123219	000	06/05/2023
185932	06/05/2023	Amazon Capital Services	4002200386	1KD9-T7WG-MVF3	CPR face shields	51.94	10	E	400	411	214000	000	06/05/2023
185932	06/05/2023	Amazon Capital Services	4002200387	1J1H-PFV6-N4K7	Ice machine to replace ice packs	107.70	10	E	400	411	214000	000	06/05/2023
185932	06/05/2023	Amazon Capital Services	4002200388	1GFF-XQYL-Q46R	Youth Apprenticeship Funds for Employer End of Year gifts	521.83	10	E	800	411	135000	400	06/05/2023
185932	06/05/2023	Amazon Capital Services	6012200104	1Y3G-P73K-PCF7	Daily Schedule Pocket Chart	15.98	27	E	600	470	158700	019	06/05/2023
185932	06/05/2023	Amazon Capital Services	8002200271	1PFD-KYJK-M7GV	Office Supplies	120.11	10	E	800	411	260000	000	06/05/2023
185932	06/05/2023	Amazon Capital Services	8002200272	1RCF-7V7R-P97C	A/V Technology 2022/23	239.28	10	E	800	481	295000	000	06/05/2023
185932	06/05/2023	Amazon Capital Services	8002200274	1KCF-GVN6-MPD9	HDMI to Display port 6 foot cable	98.69	10	E	800	481	295000	000	06/05/2023
185932	06/05/2023	Amazon Capital Services	8002200277	173K-JX77-MF66	FACS books using Perkins Funds	61.10	10	E	800	439	135000	400	06/05/2023
185932	06/05/2023	Amazon Capital Services	8002200282	1LQJ-1HHX-N1CM	CARD PRINTER INK	119.99	10	E	800	411	260000	000	06/05/2023
185932	06/05/2023	Amazon Capital Services	8002200283	191W-1P3H-M1FW	DANCING WITH THE STARS SUPPLIES - DANCE TEAM	127.97	21	E	400	411	240000	448	06/05/2023
185932	06/05/2023	Amazon Capital Services	8002200284	1XNR-CCFR-PQJW	AV Technology and Supplies	91.19	10	E	800	411	295000	000	06/05/2023
185932	06/05/2023	Amazon Capital Services	8002200284	1XNR-CCFR-PQJW	AV Technology and Supplies	56.29	10	E	800	480	295000	000	06/05/2023
185932	06/05/2023	Amazon Capital Services	8002200284	1XNR-CCFR-PQJW	AV Technology and Supplies	76.80	10	E	800	481	295000	000	06/05/2023
185932	06/05/2023	Amazon Capital Services	8022200108	1LNT-DGMG-Q3L9	RETIREMENT GIFTS	849.95	10	E	800	310	231000	000	06/05/2023
185932	06/05/2023	Amazon Capital Services	9002200293	1TLF-1GQ3-LMJC	Sand Tray Play Therapy Items	372.93	10	E	800	411	213000	297	06/05/2023
185932	06/05/2023	Amazon Capital Services	9002200295	1TKJ-DJQP-LVYN	Classroom supplies	71.81	27	E	800	411	158700	341	06/05/2023
185932	06/05/2023	Amazon Capital Services	9002200296	1P3Q-7KQ4-LJC4	fluency book	27.94	27	E	800	411	158700	341	06/05/2023
185932	06/05/2023	Amazon Capital Services	9002200297	199T-6CM6-LM13	Tableclothes	149.98	27	E	800	411	158700	341	06/05/2023

CHECK #	CHECK DATE	VENDOR	PO INVOICE #		DESCRIPTION	CHECK AMOUNT	ACCOUNT				POST DATE
			NUMBER	NUMBER			NUMBER	NUMBER	NUMBER	NUMBER	
185932	06/05/2023	Amazon Capital Services	9002200300	1QKD-66W7-L1VT	Items to support students in disability programming	106.79	27	E	800	411 158700 341	06/05/2023
185932	06/05/2023	Amazon Capital Services	9002200301	191W-1P3H-L6VT	April 2024	495.28	27	E	800	411 158700 341	06/05/2023
185932	06/05/2023	Amazon Capital Services	9002200302	1FPM-3WTJ-MC19	Classroom materials	151.65	27	E	800	411 158700 341	06/05/2023
185932	06/05/2023	Amazon Capital Services	9002200304	1TRH-DGWP-MYMJ	CARES Tabling Supplies; 1 office item	91.26	27	E	800	411 158700 341	06/05/2023
					Totals for Amazon Capital Services	7,258.30					
185933	06/06/2023	AT&T	0	3075778701	831-000-7980 645: APRIL SERVICES	210.48	10	E	800	355 260000 000	06/06/2023
					Totals for AT&T	210.48					
185934	06/06/2023	Charter Communications	0	0062442052723	8245 11 246 0062442:RVA 5/27-6/26/23	44.93	99	E	600	360 295000 360	06/06/2023
					Totals for Charter Communications	44.93					
185935	06/06/2023	GFL Environmental	0	UE0000461600	WASTE SERVICES	881.88	10	E	400	324 253000 000	06/06/2023
185935	06/06/2023	GFL Environmental	0	UE0000461600	WASTE SERVICES	769.77	10	E	100	324 253000 000	06/06/2023
185935	06/06/2023	GFL Environmental	0	UE0000461600	WASTE SERVICES	473.36	10	E	101	324 253000 000	06/06/2023
185935	06/06/2023	GFL Environmental	0	UE0000461600	WASTE SERVICES	714.82	10	E	200	324 253000 000	06/06/2023
					Totals for GFL Environmental	2,839.83					
185936	06/06/2023	Taylor Electric Cooperative	0	75601	SCHOOL FOREST: MAY	69.75	10	E	800	336 253000 000	06/06/2023
					Totals for Taylor Electric Cooperative	69.75					
185937	06/06/2023	Verizon Wireless	0	9935871763	582944984-00001: 4/27-5/26/23	252.27	10	E	800	355 260000 000	06/06/2023
185937	06/06/2023	Verizon Wireless	0	9935871763	582944984-00001: 4/27-5/26/23	51.32	10	E	800	355 171000 000	06/06/2023
185937	06/06/2023	Verizon Wireless	0	9935871763	582944984-00001: 4/27-5/26/23	299.16	99	E	600	355 263300 360	06/06/2023
					Totals for Verizon Wireless	602.75					
185938	06/06/2023	WanRack LLC	0	2842	DATA LINES: JUNE	442.50	10	E	800	360 295000 000	06/06/2023
					Totals for WanRack LLC	442.50					
185939	06/06/2023	Xcel Energy	0	52-6418442-5	SES ELECTRICITY: 4/30-5/30/23	1,422.37	10	E	800	336 253000 000	06/06/2023
					Totals for Xcel Energy	1,422.37					
185940	06/06/2023	Cipar, Martin	0	REFUND FS ACCOU	FOOD SERVICE REFUND	542.94	50	R	800	251 257000 000	06/06/2023
					Totals for Cipar, Martin	542.94					
185941	06/06/2023	American Welding & Gas	4002200163	09273105	open po	473.90	10	E	400	411 136000 000	06/06/2023
185941	06/06/2023	American Welding & Gas	4002200163	09289911	open po	198.90	10	E	400	411 136000 000	06/06/2023
					Totals for American Welding & Gas	672.80					
185942	06/06/2023	Aspirus Clinics Inc	0	117145	POST OFFER EXAMS	84.00	10	E	800	310 260000 000	06/06/2023
185942	06/06/2023	Aspirus Clinics Inc	0	117145	POST OFFER EXAMS	168.00	99	E	600	310 235000 360	06/06/2023
185942	06/06/2023	Aspirus Clinics Inc	0	117363	POST OFFER EXAM	84.00	99	E	600	310 235000 360	06/06/2023
185942	06/06/2023	Aspirus Clinics Inc	0	117458	EAS FOR MAY 2023	327.98	27	E	800	310 264400 341	06/06/2023
185942	06/06/2023	Aspirus Clinics Inc	0	117458	EAS FOR MAY 2023	327.98	99	E	600	310 235000 360	06/06/2023
185942	06/06/2023	Aspirus Clinics Inc	0	117458	EAS FOR MAY 2023	437.30	10	E	800	310 259000 000	06/06/2023
185942	06/06/2023	Aspirus Clinics Inc	0	117732	POST OFFER EXAM	84.00	99	E	600	310 235000 360	06/06/2023

CHECK #	CHECK DATE	VENDOR	PO INVOICE #	DESCRIPTION	CHECK AMOUNT	ACCOUNT	POST DATE
			NUMBER			NUMBER	
Totals for Aspirus Clinics Inc					1,513.26		
185943	06/06/2023	AWSA	0 31645	MEMBERSHIP FEE: J. BULTER	515.00	10 E 200 940 240000 000	06/06/2023
185943	06/06/2023	AWSA	0 31646	MEMBERSHIP FEE: R. CRANK-WOLLER	257.50	10 E 100 940 240000 000	06/06/2023
185943	06/06/2023	AWSA	0 31646	MEMBERSHIP FEE: R. CRANK-WOLLER	257.50	10 E 101 940 240000 000	06/06/2023
185943	06/06/2023	AWSA	0 31647	MEMBERSHIP FEE (REG - \$515, NASSP - \$250):A. GUDEN	765.00	10 E 400 940 240000 000	06/06/2023
185943	06/06/2023	AWSA	0 31648	MEMBERSHIP FEE: S. HOLEWINSKI	515.00	99 E 600 940 240000 360	06/06/2023
185943	06/06/2023	AWSA	0 31649	MEMBERSHIP FEE: J. HRABY	515.00	10 E 200 940 240000 000	06/06/2023
185943	06/06/2023	AWSA	0 31650	MEMBERSHIP FEE: L. LUNDY	515.00	10 E 800 940 221200 000	06/06/2023
185943	06/06/2023	AWSA	0 31651	MEMBERSHIP FEE (REG - \$515, NASSP - \$250):J. LYBERT	765.00	10 E 400 940 240000 000	06/06/2023
185943	06/06/2023	AWSA	0 31652	MEMBERSHIP FEE: D. MILLER	257.50	10 E 100 940 240000 000	06/06/2023
185943	06/06/2023	AWSA	0 31652	MEMBERSHIP FEE: D. MILLER	257.50	10 E 101 940 240000 000	06/06/2023
Totals for AWSA					4,620.00		
185944	06/06/2023	Background Investigation Burea	0 INV-27363	BACKGROUND CHECKS: QTY 45	606.90	10 E 800 310 260000 000	06/06/2023
185944	06/06/2023	Background Investigation Burea	0 INV-27363	BACKGROUND CHECKS: QTY 45	43.35	99 E 600 310 235000 360	06/06/2023
Totals for Background Investigation Bure					650.25		
185945	06/06/2023	Blazer Works	0 20687355	L. BAILEY: 5/21/23	440.00	27 E 600 360 156700 019	06/06/2023
185945	06/06/2023	Blazer Works	0 20693948	L. BAILEY: 5/28/23	374.00	27 E 600 360 156700 019	06/06/2023
185945	06/06/2023	Blazer Works	0 20693949	J. SEVERSON: 5/28/23	22.31	27 E 600 360 156700 019	06/06/2023
Totals for Blazer Works					836.31		
185946	06/06/2023	BMI Supply	4002200393 IN194470	22/23 Theatre Hardware	433.88	10 E 400 411 122600 000	06/06/2023
Totals for BMI Supply					433.88		
185947	06/06/2023	BSN Sports	0 921682264	MASH FLEECE	3,344.00	21 E 400 411 120000 610	06/06/2023
Totals for BSN Sports					3,344.00		
185948	06/06/2023	Central Wisconsin Publications	0 220759	JUNIOR ACHIEVEMENT	82.00	21 E 800 351 240000 172	06/06/2023
185948	06/06/2023	Central Wisconsin Publications	0 220764	TAYLOR COUNTY DOP	225.00	80 E 800 351 390000 901	06/06/2023
Totals for Central Wisconsin Publication					307.00		
185949	06/06/2023	Chippewa Valley Sporting Goods	4012200116 268565	Open PO	411.20	10 E 400 411 162000 000	06/06/2023
Totals for Chippewa Valley Sporting Good					411.20		
185950	06/06/2023	Cintas	0 4155531474	SES RUGS	84.20	10 E 800 324 253000 000	06/06/2023
Totals for Cintas					84.20		
185951	06/06/2023	Complete Control Inc	0 SRVCE048954	DO BACKFLOW DEVICES	296.50	10 E 800 324 254300 000	06/06/2023
Totals for Complete Control Inc					296.50		
185952	06/06/2023	Counseling Connection	0 MAY 2023	CARES: M. STOWE, KELLY, M. BOWE, COURTNEY, DANIELLE, TANYA, JACK DOJ: TANYA MAMS, STUDENT SERVICES	2,430.00	10 E 800 310 213000 698	06/06/2023
185952	06/06/2023	Counseling Connection	0 MAY 2023	CARES: M. STOWE, KELLY, M. BOWE, COURTNEY, DANIELLE, TANYA, JACK	7,245.00	21 E 800 310 240000 182	06/06/2023

CHECK #	CHECK DATE	VENDOR	PO INVOICE #	DESCRIPTION	CHECK AMOUNT	ACCOUNT	POST DATE
			NUMBER			NUMBER	
				DOJ: TANYA MAMS, STUDENT SERVICES			
				Totals for Counseling Connection	9,675.00		
185953	06/06/2023	Delphi Glass	4002200337 1447254	Delphi Glass MASH Art Metals	32.78	21 E 400 411 120000 604	06/06/2023
				Totals for Delphi Glass	32.78		
185954	06/06/2023	Demco	2002200293 7316661	Flex Program	2,877.15	10 E 200 440 222200 000	06/06/2023
				Totals for Demco	2,877.15		
185955	06/06/2023	E-Therapy LLC	0 31677	SPEECH \$343.75/PHYSICAL \$1,380	1,380.00	27 E 600 360 218200 019	06/06/2023
185955	06/06/2023	E-Therapy LLC	0 31677	SPEECH \$343.75/PHYSICAL \$1,380	343.75	27 E 600 360 218100 019	06/06/2023
				Totals for E-Therapy LLC	1,723.75		
185956	06/06/2023	Equal Right Division	0 MAY 2023	WORK PERMITS:QTY 23	172.50	21 E 400 310 240000 497	06/06/2023
				Totals for Equal Right Division	172.50		
185957	06/06/2023	Fastenal Company	0 WIABB52506	FFA PARTS FOR TRACTORS	14.98	21 E 400 411 240000 444	06/06/2023
				Totals for Fastenal Company	14.98		
185958	06/06/2023	Flowers by Laurie	0 241633	GRADUATION FLOWERS	230.00	10 E 400 411 240000 000	06/06/2023
				Totals for Flowers by Laurie	230.00		
185959	06/06/2023	Great Lakes Weather Svc LLC	0 052309	PHONE FORCASTS FOR 2/21, 3/31, 4/16, 5/18	132.00	10 E 800 310 232000 000	06/06/2023
				Totals for Great Lakes Weather Svc LLC	132.00		
185960	06/06/2023	Hillyard Inc.	0 700544583	MAMS SCRUBBER SERVICE	1,232.79	10 E 200 324 254490 000	06/06/2023
				Totals for Hillyard Inc.	1,232.79		
185961	06/06/2023	Holbrook Tennis Court Services	4012200107 2275	Tennis Court Repair	9,500.00	10 E 400 327 255300 000	06/06/2023
				Totals for Holbrook Tennis Court Service	9,500.00		
185962	06/06/2023	Huotari Construction Inc	4012200101 3458	MASH Concession/Restroom Building	119,010.00	10 E 400 324 254300 000	06/06/2023
				Totals for Huotari Construction Inc	119,010.00		
185963	06/06/2023	Jensen Chip & Seal Coating LLC	3012200107 1318	Asphalt repair MAES, MASH and District Office	295.42	10 E 800 324 254200 000	06/06/2023
185963	06/06/2023	Jensen Chip & Seal Coating LLC	3012200107 1318	Asphalt repair MAES, MASH and District Office	2,205.21	10 E 100 324 254200 000	06/06/2023
185963	06/06/2023	Jensen Chip & Seal Coating LLC	3012200107 1318	Asphalt repair MAES, MASH and District Office	168.37	10 E 400 324 254200 000	06/06/2023
				Totals for Jensen Chip & Seal Coating LL	2,669.00		
185964	06/06/2023	JW Pepper & Sons, Inc.	2002200130 365371750	Concert music	40.00	10 E 200 411 125400 000	06/06/2023
185964	06/06/2023	JW Pepper & Sons, Inc.	4002200119 365365391	open po, Sheet Music	70.00	10 E 400 411 125500 000	06/06/2023
				Totals for JW Pepper & Sons, Inc.	110.00		
185965	06/06/2023	Kramer Plumbing & Heating Inc	0 47295	MASH JETTED DRAIN	758.00	10 E 400 324 254300 000	06/06/2023
				Totals for Kramer Plumbing & Heating Inc	758.00		
185966	06/06/2023	Medford Area Chamber Of Commer	0 2023-2024	MEMBERSHIP DUES	300.00	10 E 800 940 231000 000	06/06/2023
				Totals for Medford Area Chamber Of Comme	300.00		
185967	06/06/2023	Medford Chrysler Center	0 71164	VAN #2 SERVICE ON BREAKS	559.51	10 E 800 324 254500 000	06/06/2023

CHECK #	CHECK DATE	VENDOR	PO INVOICE #	DESCRIPTION	CHECK AMOUNT	ACCOUNT	POST DATE
			NUMBER			NUMBER	
				Totals for Medford Chrysler Center	559.51		
185968	06/06/2023	Meyer Tire & Service Inc	0 3224	MASH PAINTER TIRE	103.00	10 E 400 411 253000 000	06/06/2023
				Totals for Meyer Tire & Service Inc	103.00		
185969	06/06/2023	Nassco Inc	1012200112 6299675	Annual cleaning supplies	75.00	10 E 101 411 253000 000	06/06/2023
185969	06/06/2023	Nassco Inc	2012200120 6299676	Annual cleaning supplies	4,874.63	10 E 200 411 253000 000	06/06/2023
185969	06/06/2023	Nassco Inc	3012200134 6295199	Annual cleaning supply order	2,374.63	10 E 100 411 253000 000	06/06/2023
				Totals for Nassco Inc	7,324.26		
185970	06/06/2023	NCS Pearson	8002200290 21805119	Holy Rosary Sped Supplies	384.78	27 E 510 411 156600 341	06/06/2023
				Totals for NCS Pearson	384.78		
185971	06/06/2023	Northern Tool & Equipment Co	4002200403 52149207	Anne Marie Grant	5,069.00	21 E 400 551 136000 000	06/06/2023
				Totals for Northern Tool & Equipment Co	5,069.00		
185972	06/06/2023	Progress Publications	3002200224 50954046	100 folders order number 804945 For Reading Intervention	310.00	10 E 100 411 110000 000	06/06/2023
				Totals for Progress Publications	310.00		
185973	06/06/2023	S & A Trophy	0 42683	MASH XLT OLYMPICS AWARD	48.00	21 E 400 411 120000 610	06/06/2023
				Totals for S & A Trophy	48.00		
185974	06/06/2023	WASPA	0 6650	B. GOODRICH: WECAN MEMBERSHIP FEE 2023-2024	1,350.00	10 E 800 940 232000 000	06/06/2023
				Totals for WASPA	1,350.00		
185975	06/06/2023	White Birch Printing Inc	0 4500	2022-2023 MAMS YEARBOOK	5,956.00	21 E 200 411 240000 278	06/06/2023
				Totals for White Birch Printing Inc	5,956.00		
185976	06/06/2023	WKEB/WIGM Radio	0 23050325	RVA MEETING	75.00	99 E 600 351 263300 360	06/06/2023
185976	06/06/2023	WKEB/WIGM Radio	0 23050326	BOE	75.00	10 E 800 351 260000 000	06/06/2023
185976	06/06/2023	WKEB/WIGM Radio	0 23050354	TAYLOR COUNTY DOP	200.00	80 E 800 351 390000 901	06/06/2023
				Totals for WKEB/WIGM Radio	350.00		
185977	06/07/2023	Medford Area Public School Dis	0 GEN TO FS ACCOU	TRANSFER TO FS ACCOUNT	967.05	21 R 100 291 500000 010	06/07/2023
				Totals for Medford Area Public School Di	967.05		
185978	06/08/2023	Gutsch, Ryan	0 6/10/23	GIRLS VARSITY SOCCER SECTIONALS	80.14	10 E 400 310 162000 965	06/08/2023
				Totals for Gutsch, Ryan	80.14		
185979	06/08/2023	Marcum, Christopher	0 6/10/23	GIRLS VARSITY SOCCER SECTIONALS	112.54	10 E 400 310 162000 965	06/08/2023
				Totals for Marcum, Christopher	112.54		
185980	06/08/2023	Moua, Touly	0 6/10/23	GIRLS VARSITY SOCCER SECTIONALS	96.62	10 E 400 310 162000 965	06/08/2023
				Totals for Moua, Touly	96.62		
185981	06/08/2023	AWSA	0 31117	N. GEBERT: ADMIN ASSISTANT CONFERENCE	181.00	10 E 800 310 221200 000	06/08/2023
				Totals for AWSA	181.00		
185982	06/08/2023	Charter Communications	0 0033928060123	8245 11 795 0033928: DATA LINES 6/1-6/30/23	203.89	10 E 800 360 295000 000	06/08/2023
185982	06/08/2023	Charter Communications	0 0033928060123	8245 11 795 0033928: DATA LINES	649.61	99 E 600 360 295000 360	06/08/2023

CHECK #	CHECK DATE	VENDOR	PO INVOICE #	DESCRIPTION	CHECK AMOUNT	ACCOUNT	POST DATE
			NUMBER			NUMBER	
				6/1-6/30/23			
				Totals for Charter Communications	853.50		
185983	06/08/2023	Crystal Cave	0 120461	MAES FIELD TRIP	369.40	10 E 100 940 110000 000	06/08/2023
				Totals for Crystal Cave	369.40		
185984	06/08/2023	Designcut Signs	0 4083	DO WALL RAIDER LOGO/LETTER TRACKS	390.00	10 E 800 411 260000 000	06/08/2023
				Totals for Designcut Signs	390.00		
185985	06/12/2023	Krug's Bus Service Inc	0 05-03-23to06-01	PUPIL TRANSPORTATION	5,422.51	10 E 100 341 256770 000	06/12/2023
185985	06/12/2023	Krug's Bus Service Inc	0 05-03-23to06-01	PUPIL TRANSPORTATION	2,748.99	10 E 101 341 256770 000	06/12/2023
185985	06/12/2023	Krug's Bus Service Inc	0 05-03-23to06-01	PUPIL TRANSPORTATION	4,753.48	10 E 200 341 256770 000	06/12/2023
185985	06/12/2023	Krug's Bus Service Inc	0 05-03-23to06-01	PUPIL TRANSPORTATION	1,431.85	10 E 400 341 256741 000	06/12/2023
185985	06/12/2023	Krug's Bus Service Inc	0 05-03-23to06-01	PUPIL TRANSPORTATION	265.02	10 E 400 341 256770 000	06/12/2023
185985	06/12/2023	Krug's Bus Service Inc	0 05-03-23to06-01	PUPIL TRANSPORTATION	104,179.86	10 E 800 341 256710 000	06/12/2023
185985	06/12/2023	Krug's Bus Service Inc	0 05-03-23to06-01	PUPIL TRANSPORTATION	4,517.63	10 E 800 341 256720 000	06/12/2023
185985	06/12/2023	Krug's Bus Service Inc	0 05-03-23to06-01	PUPIL TRANSPORTATION	473.53	27 E 101 341 256770 000	06/12/2023
185985	06/12/2023	Krug's Bus Service Inc	0 05-03-23to06-01	PUPIL TRANSPORTATION	158.06	27 E 100 341 256770 011	06/12/2023
185985	06/12/2023	Krug's Bus Service Inc	0 05-03-23to06-01	PUPIL TRANSPORTATION	300.00	21 E 101 341 240000 110	06/12/2023
185985	06/12/2023	Krug's Bus Service Inc	0 05-03-23to06-01	PUPIL TRANSPORTATION	425.02	80 E 800 341 256770 740	06/12/2023
185985	06/12/2023	Krug's Bus Service Inc	0 05-03-23to06-01	PUPIL TRANSPORTATION	3,437.41	10 E 400 341 256742 968	06/12/2023
185985	06/12/2023	Krug's Bus Service Inc	0 05-03-23to06-01	PUPIL TRANSPORTATION	6,045.46	10 E 400 341 256742 963	06/12/2023
185985	06/12/2023	Krug's Bus Service Inc	0 05-03-23to06-01	PUPIL TRANSPORTATION	2,581.63	10 E 400 341 256742 964	06/12/2023
185985	06/12/2023	Krug's Bus Service Inc	0 05-03-23to06-01	PUPIL TRANSPORTATION	3,969.89	10 E 400 341 256742 965	06/12/2023
185985	06/12/2023	Krug's Bus Service Inc	0 05-03-23to06-01	PUPIL TRANSPORTATION	2,049.77	10 E 400 341 256742 966	06/12/2023
185985	06/12/2023	Krug's Bus Service Inc	0 05-03-23to06-01	PUPIL TRANSPORTATION	2,049.77	10 E 400 341 256742 967	06/12/2023
185985	06/12/2023	Krug's Bus Service Inc	0 05-03-23to06-01	PUPIL TRANSPORTATION	836.34	80 E 200 341 256790 964	06/12/2023
185985	06/12/2023	Krug's Bus Service Inc	0 05-03-23to06-01	PUPIL TRANSPORTATION	691.66	80 E 200 341 256790 966	06/12/2023
185985	06/12/2023	Krug's Bus Service Inc	0 05-03-23to06-01	PUPIL TRANSPORTATION	691.65	80 E 200 341 256790 967	06/12/2023
185985	06/12/2023	Krug's Bus Service Inc	0 05-03-23to06-01	PUPIL TRANSPORTATION	1,555.98	27 E 800 348 256250 341	06/12/2023
185985	06/12/2023	Krug's Bus Service Inc	0 05-03-23to06-01	PUPIL TRANSPORTATION	300.00	21 E 100 341 240000 010	06/12/2023
185985	06/12/2023	Krug's Bus Service Inc	0 05-03-23to06-01	PUPIL TRANSPORTATION	749.78	80 E 200 341 256790 965	06/12/2023
				Totals for Krug's Bus Service Inc	149,635.29		
185986	06/13/2023	AWSA	0 31110	B. NOELDNER: 2023 ADMIN ASSISTANT CONFERENCE	142.00	10 E 101 310 240000 000	06/13/2023
				Totals for AWSA	142.00		
185987	06/13/2023	Central Wisconsin Publications	0 220769	RVA ADS	148.63	99 E 600 351 263300 360	06/13/2023
				Totals for Central Wisconsin Publication	148.63		
185988	06/13/2023	Critical Response Group	0 2823	SAFETY DIGITAL MAPPING	6,026.00	10 E 800 310 253000 699	06/13/2023
				Totals for Critical Response Group	6,026.00		
185989	06/13/2023	Gordon Stowe & Associates	0 SRV-53728	HEARING DEVICES CALIBRATION	445.00	10 E 400 310 214000 000	06/13/2023
				Totals for Gordon Stowe & Associates	445.00		

CHECK #	CHECK DATE	VENDOR	PO INVOICE #	DESCRIPTION	CHECK AMOUNT	ACCOUNT	POST DATE
			NUMBER			NUMBER	
185990	06/13/2023	Kwik Trip	0 9925093	FUEL	37.64	10 E 800 348 253000 000	06/13/2023
				Totals for Kwik Trip	37.64		
185991	06/13/2023	Marathon High School	0 4/25/23	TRACK TIMING SYSTEM	100.00	10 E 400 940 162000 967	06/13/2023
185991	06/13/2023	Marathon High School	0 4/25/23	TRACK TIMING SYSTEM	100.00	10 E 400 940 162000 966	06/13/2023
				Totals for Marathon High School	200.00		
185992	06/13/2023	Medford Girls Softball Booster	0 MAY 2023	MEDFORD COOP PRIDE PUMP DONATION	784.90	21 R 400 291 500000 495	06/13/2023
				Totals for Medford Girls Softball Booste	784.90		
185993	06/13/2023	Medford Veterinary Clinic	0 433691	SPAYING OF FEMALE CAT	166.57	10 E 400 310 131000 000	06/13/2023
				Totals for Medford Veterinary Clinic	166.57		
185994	06/13/2023	Niemuth Implement Company	0 253242	FFA TRACTOR PARTS	14.67	21 E 400 411 240000 444	06/13/2023
				Totals for Niemuth Implement Company	14.67		
185995	06/13/2023	Pilgrim, Janice	0 4/25/23	TRACK MEET WORKER	62.50	10 E 400 310 162000 967	06/13/2023
185995	06/13/2023	Pilgrim, Janice	0 4/25/23	TRACK MEET WORKER	62.50	10 E 400 310 162000 966	06/13/2023
				Totals for Pilgrim, Janice	125.00		
185996	06/13/2023	Pitsco Education	2002200267 23-000003921	Kits and replacement parts for kits	136.50	10 E 200 411 136000 000	06/13/2023
185996	06/13/2023	Pitsco Education	2002200267 23-000004107	Kits and replacement parts for kits	16.95	10 E 200 411 136000 000	06/13/2023
				Totals for Pitsco Education	153.45		
185997	06/13/2023	Schneider, Nicole	0 4/25/23	TRACK MEET WORKER	75.00	10 E 400 310 162000 967	06/13/2023
185997	06/13/2023	Schneider, Nicole	0 4/25/23	TRACK MEET WORKER	75.00	10 E 400 310 162000 966	06/13/2023
				Totals for Schneider, Nicole	150.00		
185998	06/13/2023	Seubert, Jody	0 4/25/23	TRACK MEET WORKER	62.50	10 E 400 310 162000 967	06/13/2023
185998	06/13/2023	Seubert, Jody	0 4/25/23	TRACK MEET WORKER	62.50	10 E 400 310 162000 966	06/13/2023
				Totals for Seubert, Jody	125.00		
185999	06/13/2023	The Sports Page	0 20014	GOLF BANQUET: TAX EXEMPT	276.97	21 E 400 411 240000 410	06/13/2023
				Totals for The Sports Page	276.97		
186000	06/13/2023	The Magic of Andrew and Lyneet	0 2023	STAFF DEVELOPMENT COMEDY & ILLUSION SHOW & MS/HS VIDEO LESSONS	750.00	99 E 600 310 110000 360	06/13/2023
186000	06/13/2023	The Magic of Andrew and Lyneet	0 2023	STAFF DEVELOPMENT COMEDY & ILLUSION SHOW & MS/HS VIDEO LESSONS	1,500.00	99 E 600 310 165000 360	06/13/2023
186000	06/13/2023	The Magic of Andrew and Lyneet	0 2023	STAFF DEVELOPMENT COMEDY & ILLUSION SHOW & MS/HS VIDEO LESSONS	750.00	99 E 600 310 120000 360	06/13/2023
				Totals for The Magic of Andrew and Lynee	3,000.00		
186001	06/13/2023	WIAA	0 6/10/23	2023 GIRLS SECTIONAL SOCCER	314.44	10 E 400 940 162000 965	06/13/2023
				Totals for WIAA	314.44		

CHECK #	CHECK DATE	VENDOR	PO INVOICE #	DESCRIPTION	CHECK AMOUNT	ACCOUNT	POST DATE
			NUMBER			NUMBER	
186002	06/13/2023	RJ Cooper & Associates	9002200277 53043	mounting arm	134.00	27 E 800 481 156600 341	06/13/2023
				Totals for RJ Cooper & Associates	134.00		
186003	06/13/2023	Leiby, Benjamin	0 REFUND FS ACCOU	FOOD SERVICE REFUND	43.65	50 R 800 251 257000 000	06/13/2023
				Totals for Leiby, Benjamin	43.65		
186004	06/13/2023	Sterling Water, Inc.	0 342X11181701	RVA MEDFORD WATER	98.90	99 E 600 411 235000 360	06/13/2023
186004	06/13/2023	Sterling Water, Inc.	0 342X11190108	RVA MOSINEE WATER	41.50	99 E 600 411 235000 360	06/13/2023
186004	06/13/2023	Sterling Water, Inc.	4002200109 342X11180505	Health Water	50.40	10 E 400 411 214000 000	06/13/2023
				Totals for Sterling Water, Inc.	190.80		
186005	06/13/2023	TDS Telecom	0 715-678-2600	SES: 6/10/23-7/9/23	416.39	10 E 800 355 260000 000	06/13/2023
186005	06/13/2023	TDS Telecom	0 715-693-0505	MOSINEE RVA: 6/9/23-7/10/23	50.63	99 E 600 355 263300 360	06/13/2023
186005	06/13/2023	TDS Telecom	0 715-748-2316	MAES: 6/10/23-7/9/23	862.06	10 E 800 355 260000 000	06/13/2023
186005	06/13/2023	TDS Telecom	0 715-748-2400	RVA: 6/10/23-7/9/23	3,328.79	99 E 600 355 263300 360	06/13/2023
186005	06/13/2023	TDS Telecom	0 715-748-2516	MAMS: 6/10/23-7/9/23	997.54	10 E 800 355 260000 000	06/13/2023
186005	06/13/2023	TDS Telecom	0 715-748-4620	DISTRICT OFFICE: 6/10/23-7/9/23	398.13	10 E 800 355 260000 000	06/13/2023
186005	06/13/2023	TDS Telecom	0 715-748-5951	MASH: 6/10/23-7/9/23	1,265.30	10 E 800 355 260000 000	06/13/2023
				Totals for TDS Telecom	7,318.84		
186006	06/13/2023	Boarders Inn and Suites	0 2135440	COMMUNITY OUTINGS SWIMMING	105.00	27 E 800 943 158700 341	06/13/2023
				Totals for Boarders Inn and Suites	105.00		
186007	06/13/2023	Broadway Theatre	0 202384	MAES/SES PENNY DRIVE REWARD	910.00	10 E 800 411 219000 000	06/13/2023
186007	06/13/2023	Broadway Theatre	0 202390	SUMMER SCHOOL INTERVIEWS	120.00	10 E 800 411 110000 900	06/13/2023
				Totals for Broadway Theatre	1,030.00		
186008	06/13/2023	Bulk Bookstore	8002200287 139307	BOOK DONATION	339.75	10 E 100 411 110000 000	06/13/2023
				Totals for Bulk Bookstore	339.75		
186009	06/13/2023	CESA #10	0 9002300352	ADMINISTRATION	1,061.75	10 E 800 386 299000 000	06/13/2023
186009	06/13/2023	CESA #10	0 9002300352	VISION SERVICES/ORIENTATION AND MOBL	448.00	27 E 800 386 436670 019	06/13/2023
186009	06/13/2023	CESA #10	0 6002300271	VISION SERVICES	250.00	27 E 800 386 436670 019	06/13/2023
186009	06/13/2023	CESA #10	0 9002300352	HI SERVICES/ED AUDIO-BASIC/ED AUDIOLOGY IEP SERVICE	6,181.00	27 E 800 386 436611 341	06/13/2023
186009	06/13/2023	CESA #10	0 6002300271	AUDIO-BASIC/AUDIOLOGY IEP SERVICE	500.00	27 E 800 386 436611 341	06/13/2023
186009	06/13/2023	CESA #10	0 9002300352	EHS SERVICES	1,104.75	10 E 800 386 253000 000	06/13/2023
186009	06/13/2023	CESA #10	3002200303 6002300278	Phonak Devices for 2 PK rooms	1,068.99	10 E 100 439 110000 000	06/13/2023
				Totals for CESA #10	10,614.49		
186010	06/13/2023	Steinhoff, LLC	0 SUMMER 2023	RVA DRIVER'S EDUCATION	5,000.00	99 E 600 310 120000 360	06/13/2023
				Totals for Steinhoff, LLC	5,000.00		
186011	06/14/2023	ITsavvy LLC	6002200274 39416	3 year warranty coverage for Chromebooks	19,950.00	99 E 600 360 295000 360	06/14/2023
				Totals for ITsavvy LLC	19,950.00		
186012	06/14/2023	Key Benefit Concepts, LLC	0 2261234	POST EMPLOYMENT - STANDARD OPEB	5,400.00	10 E 800 310 231000 000	06/14/2023

CHECK #	CHECK DATE	VENDOR	PO INVOICE #	DESCRIPTION	CHECK AMOUNT	ACCOUNT	POST DATE
			NUMBER			NUMBER	
				VALUATION			
				Totals for Key Benefit Concepts, LLC	5,400.00		
186013	06/14/2023	Mid-Wisconsin Beverage Inc	0 2915916	MAMS VENDING	96.00	21 E 200 411 240000 249	06/14/2023
				Totals for Mid-Wisconsin Beverage Inc	96.00		
186014	06/14/2023	New Era Technology	0 235784-US16	JUNE	349.00	10 E 800 360 295000 000	06/14/2023
				Totals for New Era Technology	349.00		
186015	06/14/2023	Medford Area Public School Dis	0 6-15 Payroll	6-15 payroll	2,302,026.99	10 A 000 000 711100 000	06/14/2023
				Totals for Medford Area Public School Di	2,302,026.99		
186016	06/15/2023	WI SCTF	0 20230615HDDGA	WI SCTF-B. Wert-6063683-\$73.00,T. Swedlund-8232335-\$590.31	663.31	10 L 000 000 811680 000	06/15/2023
				Totals for WI SCTF	663.31		
186017	06/15/2023	Gilman School District	0 2022-2023	PURE PERFORMANCE COACHES \$3,000/MENTORS & YOUTH LEADERSHIP COACHES \$4,000	7,000.00	80 E 800 382 390000 901	06/15/2023
				Totals for Gilman School District	7,000.00		
186018	06/15/2023	Monona Grove School District	0 1164	22-23 PART TIME OPEN ENROLLMENT : S. JANKOWSKI (RVA)	1,891.52	99 E 600 382 431000 360	06/15/2023
				Totals for Monona Grove School District	1,891.52		
186019	06/15/2023	Point of View Multimedia LLC	0 1697	TAYLOR COUNTY DOP VIDEO PRODUCTION	1,375.00	80 E 800 310 390000 901	06/15/2023
				Totals for Point of View Multimedia LLC	1,375.00		
186020	06/15/2023	Rib Lake School District	0 2022-2023	PURE PERFORMANCE COACHES \$3,000/MENTORS & YOUTH LEADERSHIP COACHES \$4,000	7,000.00	80 E 800 382 390000 901	06/15/2023
				Totals for Rib Lake School District	7,000.00		
186024	06/16/2023	Amazon Capital Services	0 1VRQ-FPFR-3FLN	MAES CLASSROOM ALLOTMENT SUPPLIES	19.93	10 E 100 411 110000 000	06/16/2023
186024	06/16/2023	Amazon Capital Services	2002200289 1YQ1-4G4X-44QC	Tundra Tales supplies	36.01	10 E 800 411 219000 000	06/16/2023
186024	06/16/2023	Amazon Capital Services	2002200290 1NML-1YCP-47QQ	Certificate paper & key organizer	116.56	10 E 205 411 240000 000	06/16/2023
186024	06/16/2023	Amazon Capital Services	2002200292 1MMT-QHTV-46KR	Avery Summer School	49.91	10 E 800 411 110000 900	06/16/2023
186024	06/16/2023	Amazon Capital Services	3002200289 1VNG-GFLJ-64KJ	PK Sensory Table	310.26	10 E 100 411 110000 000	06/16/2023
186024	06/16/2023	Amazon Capital Services	3002200295 1XCN-J3WK-4DQT	Tundra Tales Classroom Order	68.64	10 E 800 411 219000 000	06/16/2023
186024	06/16/2023	Amazon Capital Services	3002200296 16KF-4T3N-3FFR	Workroom Consumables	25.69	10 E 100 411 110000 000	06/16/2023
186024	06/16/2023	Amazon Capital Services	3002200297 1R7R-79XH-4QWP	Office Supplies	269.94	10 E 100 411 240000 000	06/16/2023
186024	06/16/2023	Amazon Capital Services	3002200298 1JJH-X4RD-41GK	Stacy Leonard-Anne Marie Grant	131.96	21 E 100 411 110000 000	06/16/2023
186024	06/16/2023	Amazon Capital Services	3002200300 11PP-T17H-36QX	Replacement Inner Tubes for Snow Tubes	39.96	21 E 100 411 240000 085	06/16/2023
186024	06/16/2023	Amazon Capital Services	3002200301 1TVM-HVPX-6WXY	Student Services - Tundra Tales Packers Program	100.15	10 E 800 411 219000 000	06/16/2023
186024	06/16/2023	Amazon Capital Services	3002200309 1SCN-J3WK-7HLV	Summer School Supplies	53.99	10 E 100 411 110000 900	06/16/2023
186024	06/16/2023	Amazon Capital Services	3012200137 1FTT-Y1GT-3FRT	Misc.	288.96	10 E 100 411 254900 000	06/16/2023

CHECK #	CHECK DATE	VENDOR	PO INVOICE #	DESCRIPTION	CHECK AMOUNT	ACCOUNT				POST DATE		
						NUMBER	NUMBER	NUMBER	NUMBER			
186024	06/16/2023	Amazon Capital Services	4002200396	1GWK-FV4T-33NJ Plastic Plant Pots: CREDITIS \$2.91, \$2.60, \$0.48	26.55	10	E	400	411	131000	000	06/16/2023
186024	06/16/2023	Amazon Capital Services	4002200398	1NML-1YCP-3WDY cash boxes for Raider Cafe	45.90	21	E	400	411	240000	411	06/16/2023
186024	06/16/2023	Amazon Capital Services	4002200400	16KF-4T3N-74N6 metal shop	89.00	10	E	400	411	136000	000	06/16/2023
186024	06/16/2023	Amazon Capital Services	4002200401	1VFFV-V6G9-6RX1 Office supplies	159.74	10	E	400	411	240000	000	06/16/2023
186024	06/16/2023	Amazon Capital Services	4002200402	11L7-3XPN-6W3K Fork to Farm game materials	530.37	10	E	400	411	131000	000	06/16/2023
186024	06/16/2023	Amazon Capital Services	4002200404	1VWT-T6LV-6QQJ office supplies	49.98	10	E	400	411	240000	000	06/16/2023
186024	06/16/2023	Amazon Capital Services	4002200405	16VP-GPPN-37XY gift items	1,656.14	21	E	400	411	120000	610	06/16/2023
186024	06/16/2023	Amazon Capital Services	4002200406	1Y6P-MPDG-4HNN MASH Art Budget	270.31	10	E	400	411	121000	000	06/16/2023
186024	06/16/2023	Amazon Capital Services	4002200409	1C3L-7CQ6-37F3 Kite Runner Novels	215.87	10	E	400	439	122000	000	06/16/2023
186024	06/16/2023	Amazon Capital Services	8002200284	1VFFV-V8G9-4PVF AV Technology and Supplies	200.42	10	E	800	411	295000	000	06/16/2023
186024	06/16/2023	Amazon Capital Services	8002200284	1VFFV-V8G9-4PVF AV Technology and Supplies	123.72	10	E	800	480	295000	000	06/16/2023
186024	06/16/2023	Amazon Capital Services	8002200284	1VFFV-V8G9-4PVF AV Technology and Supplies	168.77	10	E	800	481	295000	000	06/16/2023
186024	06/16/2023	Amazon Capital Services	8002200285	1JJH-X4RD-4VJK MAMS EL department books	331.93	10	E	800	411	171000	000	06/16/2023
186024	06/16/2023	Amazon Capital Services	8002200288	1PDQ-9GT6-76DJ Jr. Achievement & Office Supplies	67.62	10	E	800	411	260000	000	06/16/2023
186024	06/16/2023	Amazon Capital Services	8002200288	1PDQ-9GT6-76DJ Jr. Achievement & Office Supplies	10.80	21	E	800	411	240000	172	06/16/2023
186024	06/16/2023	Amazon Capital Services	8002200289	1JJH-X4RD-4616 Holy Rosary Sped Supplies	621.15	27	E	510	411	156600	341	06/16/2023
186024	06/16/2023	Amazon Capital Services	8002200291	1KFG-RYJ6-436J Printer ink	129.61	10	E	800	481	129300	000	06/16/2023
186024	06/16/2023	Amazon Capital Services	8002200292	19L7-KKD9-6LDT Summer School Supplies	207.58	10	E	800	411	110000	900	06/16/2023
186024	06/16/2023	Amazon Capital Services	8022200109	19L7-KKD9-44J1 RETIREMENT GIFTS	149.95	10	E	800	411	231000	000	06/16/2023
186024	06/16/2023	Amazon Capital Services	9002200306	1KFG-RYJ6-7DN1 Summer School order for classes	232.13	10	E	800	411	110000	900	06/16/2023
186024	06/16/2023	Amazon Capital Services	9002200307	1JJH-X4RD-3FW9 DPI Mental Health Grant	83.55	10	E	800	411	221200	297	06/16/2023
186024	06/16/2023	Amazon Capital Services	9002200308	1HPP-T7VL-4QT1 Wheels and Inflator	299.86	27	E	800	411	218200	341	06/16/2023
186024	06/16/2023	Amazon Capital Services	9002200313	11PP-T17H-3RQD Tundra Tales funds	106.39	10	E	800	411	219000	000	06/16/2023
186024	06/16/2023	Amazon Capital Services	9002200315	11PP-T17H-6GLV Resources	37.97	10	E	800	411	219000	000	06/16/2023
186024	06/16/2023	Amazon Capital Services	9002200316	1NML-1YCP-3VTY May 2023: CREDIT \$13.48	152.75	27	E	800	411	158700	341	06/16/2023
186024	06/16/2023	Amazon Capital Services	9002200317	1TVM-HVPX-7QLT replace broken items	243.46	27	E	800	411	158700	341	06/16/2023
186024	06/16/2023	Amazon Capital Services	9002200318	1GQQ-7LXM-7RY4 general supplies all maes sped staff	318.93	27	E	800	411	158700	341	06/16/2023
186024	06/16/2023	Amazon Capital Services	9002200319	17HK-PYLW-6GNC 11x17 CARES Flyer Holder	26.49	10	E	800	411	221200	297	06/16/2023
				Totals for Amazon Capital Services	8,068.90							
186025	06/19/2023	Plunkett Raysich Architects, L	0 202306132	MASH OFFICE ADDITION PLOTS PAYMENT 4	5,831.80	10	E	400	310	255100	000	06/19/2023
				Totals for Plunkett Raysich Architects,	5,831.80							
186026	06/19/2023	Taylor County WI Humane Societ	0 6/13/23	MASH STUDENT COUNCIL DONATION	275.00	21	E	400	411	120000	618	06/19/2023
				Totals for Taylor County WI Humane Socie	275.00							
186029	06/19/2023	Klingbeil Lumber Company	0 2305-044110	Air Filter	31.95	10	E	400	411	253000	000	06/19/2023
186029	06/19/2023	Klingbeil Lumber Company	0 2305-044129	Paint	241.90	10	E	400	411	122600	000	06/19/2023
186029	06/19/2023	Klingbeil Lumber Company	0 2305-044442	School Forest Plumbing Supplies	63.50	10	E	800	411	253000	000	06/19/2023

CHECK #	CHECK DATE	VENDOR	PO INVOICE #	DESCRIPTION	CHECK AMOUNT	ACCOUNT	POST DATE
			NUMBER			NUMBER	
186029	06/19/2023	Klingbeil Lumber Company	0 2305-044475	Wheel Barrow	560.95	10 E 800 440 131000 400	06/19/2023
186029	06/19/2023	Klingbeil Lumber Company	0 2305-044506	SP Tube	51.60	21 E 400 411 240000 444	06/19/2023
186029	06/19/2023	Klingbeil Lumber Company	0 2305-045837	Fastners	1.45	21 E 400 411 240000 444	06/19/2023
186029	06/19/2023	Klingbeil Lumber Company	0 2305-046200	Screws and Potting Soil	29.48	10 E 101 411 253000 000	06/19/2023
186029	06/19/2023	Klingbeil Lumber Company	0 2305-046435	Fastners	2.55	21 E 400 411 240000 444	06/19/2023
186029	06/19/2023	Klingbeil Lumber Company	0 2305-047559	Propane Tank Refill	79.94	10 E 400 411 253000 000	06/19/2023
186029	06/19/2023	Klingbeil Lumber Company	0 2305-048391	Propane Tank Refill	37.92	10 E 400 411 253000 000	06/19/2023
186029	06/19/2023	Klingbeil Lumber Company	0 2305-048406	Rope and Fastners	11.76	10 E 400 411 255100 000	06/19/2023
186029	06/19/2023	Klingbeil Lumber Company	0 2305-049874	Mulchn Natural Mulch	30.99	10 E 400 411 131000 000	06/19/2023
186029	06/19/2023	Klingbeil Lumber Company	0 2305-050182	School Forest Supplies	11.38	10 E 800 411 253000 000	06/19/2023
186029	06/19/2023	Klingbeil Lumber Company	0 2305-050199	Railroad Tie Landscape	239.92	10 E 400 411 253000 000	06/19/2023
186029	06/19/2023	Klingbeil Lumber Company	0 2305-050212	Railroad Tie Landscape	89.97	10 E 400 411 253000 000	06/19/2023
186029	06/19/2023	Klingbeil Lumber Company	0 2305-050224	Degreaser	20.17	10 E 400 411 253000 000	06/19/2023
186029	06/19/2023	Klingbeil Lumber Company	0 2305-050433	Mill Poly	49.98	21 E 400 411 240000 444	06/19/2023
186029	06/19/2023	Klingbeil Lumber Company	0 2305-050626	Garment Hooks	23.97	10 E 200 411 253000 000	06/19/2023
186029	06/19/2023	Klingbeil Lumber Company	0 2305-051764	SP Tube	12.00	10 E 400 411 253000 000	06/19/2023
186029	06/19/2023	Klingbeil Lumber Company	4002200161 2305-044061	open PO	80.97	10 E 400 411 136000 000	06/19/2023
186029	06/19/2023	Klingbeil Lumber Company	4002200209 2035-044731	Klingbeil Lumber Open PO for MASH woodshop	79.03	10 E 400 411 136000 000	06/19/2023
186029	06/19/2023	Klingbeil Lumber Company	8002200156 2305-047566	supplies for camera and network install	18.07	10 E 800 481 295000 000	06/19/2023
186029	06/19/2023	Klingbeil Lumber Company	8002200166 2305-052285	Audiovisual Supplies and Tools	55.97	10 E 800 411 295000 000	06/19/2023
				Totals for Klingbeil Lumber Company	1,825.42		
186037	06/19/2023	Medford Cooperative Inc	0 122	Supplies	26.63	27 E 800 411 158700 341	06/19/2023
186037	06/19/2023	Medford Cooperative Inc	0 2014	Student Council Supplies	10.38	21 E 200 411 240000 272	06/19/2023
186037	06/19/2023	Medford Cooperative Inc	0 238	Florence Funeral Flowers	37.00	10 E 400 411 240000 000	06/19/2023
186037	06/19/2023	Medford Cooperative Inc	0 25709	Cookout Grill	619.00	50 E 800 440 257000 000	06/19/2023
186037	06/19/2023	Medford Cooperative Inc	0 25717	Ring Wax Bowl	45.98	10 E 800 411 253000 000	06/19/2023
186037	06/19/2023	Medford Cooperative Inc	0 25728	Spray Adhesive	57.96	10 E 400 411 162000 000	06/19/2023
186037	06/19/2023	Medford Cooperative Inc	0 25761	Sb Slip Coupling	51.34	10 E 800 411 253000 000	06/19/2023
186037	06/19/2023	Medford Cooperative Inc	0 2578018	Shavings	73.68	21 E 400 411 240000 403	06/19/2023
186037	06/19/2023	Medford Cooperative Inc	0 25816	Soil	30.46	10 E 800 411 135000 400	06/19/2023
186037	06/19/2023	Medford Cooperative Inc	0 25817	Batteries and Gloves	274.82	21 E 400 411 120000 613	06/19/2023
186037	06/19/2023	Medford Cooperative Inc	0 25987	Hoze Nozzle	24.98	10 E 200 411 253000 000	06/19/2023
186037	06/19/2023	Medford Cooperative Inc	0 26172	Fastners	6.76	10 E 200 411 253000 000	06/19/2023
186037	06/19/2023	Medford Cooperative Inc	0 26210	Mr Clean Erasers	37.71	10 E 200 411 253000 000	06/19/2023
186037	06/19/2023	Medford Cooperative Inc	0 2665	Spoons and Solo Cups	27.29	10 E 400 411 162000 951	06/19/2023
186037	06/19/2023	Medford Cooperative Inc	0 3112	Kemps Sandwich	9.90	10 E 101 411 110000 000	06/19/2023
186037	06/19/2023	Medford Cooperative Inc	0 403	Treats	17.97	10 E 100 411 110000 000	06/19/2023

CHECK #	CHECK DATE	VENDOR	PO INVOICE #	DESCRIPTION	CHECK AMOUNT	ACCOUNT	POST DATE
			NUMBER			NUMBER	
186037	06/19/2023	Medford Cooperative Inc	0 4175	Plates	48.46	10 E 400 411 240000 000	06/19/2023
186037	06/19/2023	Medford Cooperative Inc	0 434	OST Supplies	21.71	80 E 800 411 390000 165	06/19/2023
186037	06/19/2023	Medford Cooperative Inc	0 4391	1st Grade Supplies	50.47	10 E 100 411 110000 000	06/19/2023
186037	06/19/2023	Medford Cooperative Inc	0 4847	Brat Fry Supplies	572.34	21 E 800 411 240000 172	06/19/2023
186037	06/19/2023	Medford Cooperative Inc	0 490	Emma Halopka Plant	30.00	10 E 400 411 240000 000	06/19/2023
186037	06/19/2023	Medford Cooperative Inc	0 5277617	Diamond Chick Start and Grow	140.20	21 E 400 411 240000 403	06/19/2023
186037	06/19/2023	Medford Cooperative Inc	0 5277755	Shavings	92.10	21 E 400 411 240000 403	06/19/2023
186037	06/19/2023	Medford Cooperative Inc	0 5278302	Purina Gamebird Startena	111.21	21 E 400 411 240000 403	06/19/2023
186037	06/19/2023	Medford Cooperative Inc	0 5278316	Shavings and Lime	101.22	21 E 400 411 240000 403	06/19/2023
186037	06/19/2023	Medford Cooperative Inc	0 5278330	County Acres Rabbit	46.56	21 E 400 411 240000 403	06/19/2023
186037	06/19/2023	Medford Cooperative Inc	0 5320	Water	3.50	10 E 400 411 240000 000	06/19/2023
186037	06/19/2023	Medford Cooperative Inc	0 536	Soda	71.92	21 E 100 411 240000 070	06/19/2023
186037	06/19/2023	Medford Cooperative Inc	0 55686	Medicated Heifer	408.19	21 E 400 411 240000 403	06/19/2023
186037	06/19/2023	Medford Cooperative Inc	0 603	MASH Retiree Flowers	100.00	10 E 400 411 240000 000	06/19/2023
186037	06/19/2023	Medford Cooperative Inc	0 6380	Peanuts and M&M's \$23.71 Kleenex & Napkins \$22.56	22.56	10 E 800 411 232000 000	06/19/2023
186037	06/19/2023	Medford Cooperative Inc	0 6380	Peanuts and M&M's \$23.71 Kleenex & Napkins \$22.56	23.71	27 E 800 415 213000 341	06/19/2023
186037	06/19/2023	Medford Cooperative Inc	0 6460	Utility Light	73.09	10 E 800 411 253000 000	06/19/2023
186037	06/19/2023	Medford Cooperative Inc	0 6545	Ice Cream Sandwich	4.76	27 E 800 415 213000 341	06/19/2023
186037	06/19/2023	Medford Cooperative Inc	0 6566	Policy Meeting Supplies	41.35	10 E 800 411 231000 000	06/19/2023
186037	06/19/2023	Medford Cooperative Inc	0 713	Decorations	10.72	10 E 100 411 110000 000	06/19/2023
186037	06/19/2023	Medford Cooperative Inc	0 7876	OST Supplies	49.15	80 E 800 411 390000 165	06/19/2023
186037	06/19/2023	Medford Cooperative Inc	0 8049	Coffee	20.98	10 E 400 411 240000 000	06/19/2023
186037	06/19/2023	Medford Cooperative Inc	0 8061358	Withdrawal Valve for Forklift	50.68	10 E 400 411 253000 000	06/19/2023
186037	06/19/2023	Medford Cooperative Inc	0 8061368	LP 30 Cylinder	24.25	10 E 400 411 253000 000	06/19/2023
186037	06/19/2023	Medford Cooperative Inc	0 8370	Napkins & Straws	53.41	21 E 100 411 240000 085	06/19/2023
186037	06/19/2023	Medford Cooperative Inc	0 8424	Napkins	151.78	21 E 100 411 240000 085	06/19/2023
186037	06/19/2023	Medford Cooperative Inc	0 8491	Popsicles	49.39	10 E 200 411 240000 000	06/19/2023
186037	06/19/2023	Medford Cooperative Inc	0 87	CLC Supplies	7.08	80 E 200 411 390000 367	06/19/2023
186037	06/19/2023	Medford Cooperative Inc	0 8846	Track and Field Treats	7.18	10 E 400 411 162000 966	06/19/2023
186037	06/19/2023	Medford Cooperative Inc	0 8846	Track and Field Treats	7.19	10 E 400 411 162000 967	06/19/2023
186037	06/19/2023	Medford Cooperative Inc	0 893	Supplies	33.14	27 E 800 411 158700 341	06/19/2023
186037	06/19/2023	Medford Cooperative Inc	0 9085	Chicken for Spanish Speaking Family Picnic	193.96	10 E 200 411 213000 000	06/19/2023
186037	06/19/2023	Medford Cooperative Inc	0 9304	Plates and Forks	38.35	10 E 400 411 126000 000	06/19/2023
186037	06/19/2023	Medford Cooperative Inc	0 9673	Career Fair Supplies	15.98	21 E 400 411 120000 613	06/19/2023
186037	06/19/2023	Medford Cooperative Inc	0 9767	Creamer and Tea	114.31	21 E 400 411 240000 411	06/19/2023
186037	06/19/2023	Medford Cooperative Inc	0 9884	Plates	182.99	10 E 800 411 231000 000	06/19/2023

CHECK #	CHECK DATE	VENDOR	PO INVOICE #		DESCRIPTION	CHECK AMOUNT	ACCOUNT				POST DATE		
			NUMBER	NUMBER			NUMBER	NUMBER	NUMBER	NUMBER			
186037	06/19/2023	Medford Cooperative Inc	2002200158	2808	General Supplies	23.67	10	E	200	411	110000	000	06/19/2023
186037	06/19/2023	Medford Cooperative Inc	2002200178	25927	Medford Cooperative/Do-It Best Open PO	62.72	10	E	200	411	126000	000	06/19/2023
186037	06/19/2023	Medford Cooperative Inc	2002200178	25938	Medford Cooperative/Do-It Best Open PO	28.57	10	E	200	411	126000	000	06/19/2023
186037	06/19/2023	Medford Cooperative Inc	2002200178	3059	Medford Cooperative/Do-It Best Open PO	87.60	10	E	200	411	126000	000	06/19/2023
186037	06/19/2023	Medford Cooperative Inc	2002200231	414	Open PO @ County Market for FACE	32.87	10	E	200	411	135000	000	06/19/2023
186037	06/19/2023	Medford Cooperative Inc	3002200218	4793	Open PO for Medford Cooperative	7.19	10	E	100	411	110000	000	06/19/2023
186037	06/19/2023	Medford Cooperative Inc	3002200218	8293	Open PO for Medford Cooperative	26.92	10	E	100	411	110000	000	06/19/2023
186037	06/19/2023	Medford Cooperative Inc	4002200106	7975	Open PO to purchase groceries and supplies for food classes	19.54	10	E	400	411	135000	000	06/19/2023
186037	06/19/2023	Medford Cooperative Inc	4002200106	8163	Open PO to purchase groceries and supplies for food classes	7.39	10	E	400	411	135000	000	06/19/2023
186037	06/19/2023	Medford Cooperative Inc	4002200256	753	Class Supplies	10.44	10	E	400	411	131000	000	06/19/2023
186037	06/19/2023	Medford Cooperative Inc	4002200256	758	Class Supplies	20.37	10	E	400	411	131000	000	06/19/2023
186037	06/19/2023	Medford Cooperative Inc	4002200256	8745	Class Supplies	280.00	10	E	400	411	131000	000	06/19/2023
186037	06/19/2023	Medford Cooperative Inc	4002200256	9540	Class Supplies	19.37	10	E	400	411	131000	000	06/19/2023
186037	06/19/2023	Medford Cooperative Inc	9002200136	6541	DAILE open PO	40.61	27	E	800	411	218100	341	06/19/2023
186037	06/19/2023	Medford Cooperative Inc	9002200181	4579	Supplies for baking/cooking for the Daily Living and pull-out classes.	26.79	27	E	800	411	158700	341	06/19/2023
186037	06/19/2023	Medford Cooperative Inc	9002200181	6547	Supplies for baking/cooking for the Daily Living and pull-out classes.	108.41	27	E	800	411	158700	341	06/19/2023
186037	06/19/2023	Medford Cooperative Inc	9002200181	826	Supplies for baking/cooking for the Daily Living and pull-out classes.	29.35	27	E	800	411	158700	341	06/19/2023
186037	06/19/2023	Medford Cooperative Inc	9002200181	9663	Supplies for baking/cooking for the Daily Living and pull-out classes.	122.69	27	E	800	411	158700	341	06/19/2023
186037	06/19/2023	Medford Cooperative Inc	9002200223	2215	Food supplies for Daily living skills for 5th and 6th grade	22.18	27	E	800	411	158700	341	06/19/2023
186037	06/19/2023	Medford Cooperative Inc	9002200223	3155	Food supplies for Daily living skills for 5th and 6th grade	43.70	27	E	800	411	158700	341	06/19/2023
					Totals for Medford Cooperative Inc	5,346.13							
186038	06/19/2023	All American Scoreboards	3012200136	1523191	East scoreboard repair	239.00	10	E	100	324	254300	000	06/19/2023
					Totals for All American Scoreboards	239.00							
186039	06/19/2023	American Welding & Gas	4002200163	9359169	open po	141.98	10	E	400	411	136000	000	06/19/2023

CHECK #	CHECK DATE	VENDOR	PO NUMBER	INVOICE #	DESCRIPTION	CHECK AMOUNT	ACCOUNT NUMBER	POST DATE
					Totals for American Welding & Gas	141.98		
186040	06/19/2023	Ampro Data Services	6002300101	C87201	RVA Microsoft Licensing	4,485.00	99 E 600 360 295000 360	06/19/2023
					Totals for Ampro Data Services	4,485.00		
186041	06/19/2023	Batteries Plus	4012300106	P63031317	MASH Classroom light replacement	14,213.60	10 E 400 440 254300 000	06/19/2023
186041	06/19/2023	Batteries Plus	8012200105	P62900503	2022-2023 District Battery and Light Supplies	1,159.60	10 E 400 411 253000 000	06/19/2023
					Totals for Batteries Plus	15,373.20		
186042	06/19/2023	Bender Investments, Inc.	0	JULY 2023	LEASE PAYMENT: RVA MOSINEE SUITE 130	750.00	99 E 600 328 255400 360	06/19/2023
186042	06/19/2023	Bender Investments, Inc.	0	JULY 2023	LEASE PAYMENT: RVA MOSINEE	3,183.62	99 E 600 328 255400 360	06/19/2023
					Totals for Bender Investments, Inc.	3,933.62		
186043	06/19/2023	Black Creek Services	8012200120	2828	One application of weed/seed to baseball/practice/football/softball outfields/ MAES soccer/ MAMS field	5,344.49	10 E 800 324 254200 000	06/19/2023
					Totals for Black Creek Services	5,344.49		
186044	06/19/2023	Blazer Works	0	20700301	J. SEVERSON: 6/4/23	22.31	27 E 600 360 156700 019	06/19/2023
					Totals for Blazer Works	22.31		
186045	06/19/2023	Canteen Dining Services	0	OSH17298	MASH STUDENT VENDING	1,183.75	21 E 400 411 120000 610	06/19/2023
					Totals for Canteen Dining Services	1,183.75		
186046	06/19/2023	Cintas	0	4157786821	SES RUGS	262.73	10 E 101 324 253000 000	06/19/2023
186046	06/19/2023	Cintas	0	4158325342	DO RUGS	84.20	10 E 800 324 253000 000	06/19/2023
					Totals for Cintas	346.93		
186047	06/19/2023	Commercial Recycling Corp	0	76385	MONTHLY SERVICE AND RENTAL OF 4 TRAILERS	50.00	10 E 400 324 253000 000	06/19/2023
186047	06/19/2023	Commercial Recycling Corp	0	76385	MONTHLY SERVICE AND RENTAL OF 4 TRAILERS	50.00	10 E 100 324 253000 000	06/19/2023
186047	06/19/2023	Commercial Recycling Corp	0	76385	MONTHLY SERVICE AND RENTAL OF 4 TRAILERS	50.00	10 E 101 324 253000 000	06/19/2023
186047	06/19/2023	Commercial Recycling Corp	0	76385	MONTHLY SERVICE AND RENTAL OF 4 TRAILERS	50.00	10 E 200 324 253000 000	06/19/2023
					Totals for Commercial Recycling Corp	200.00		
186048	06/19/2023	Coro Medical LLC	4002200362	PS-INV168976	AEDs	1,990.00	10 E 400 440 214000 000	06/19/2023
					Totals for Coro Medical LLC	1,990.00		
186049	06/19/2023	Crutchfield	4002200355	494FEF73	Raider Hall Sound System	523.23	21 E 800 581 295000 800	06/19/2023
					Totals for Crutchfield	523.23		
186050	06/19/2023	Ed Rindt's Service LLC	0	00973	LAWN MOWING: 5/28, 6/1, 6/4	525.00	10 E 101 324 254300 000	06/19/2023
					Totals for Ed Rindt's Service LLC	525.00		
186051	06/19/2023	Follett Content Solutions, LLC	2002200105	681062F	Follett	57.11	10 E 200 432 222200 031	06/19/2023

CHECK #	CHECK DATE	VENDOR	PO INVOICE #	DESCRIPTION	CHECK AMOUNT	ACCOUNT	POST DATE
			NUMBER			NUMBER	
				Totals for Follett Content Solutions, LL	57.11		
186052	06/19/2023	Bolster Hardware, LLC	0 13805/3	AG SUPPLIES: FOUNT POULTRY 5-GAL	93.98	10 E 400 411 131000 000	06/19/2023
				Totals for Bolster Hardware, LLC	93.98		
186053	06/19/2023	Hillyard Inc.	1012200113 605133340	SES Cleaning Supplies	10,515.64	10 E 101 411 253000 000	06/19/2023
186053	06/19/2023	Hillyard Inc.	2012200121 605133339	MAMS Cleaning Supplies	17,762.25	10 E 200 411 253000 000	06/19/2023
186053	06/19/2023	Hillyard Inc.	2012200121 605136411	MAMS Cleaning Supplies	36.10	10 E 200 411 253000 000	06/19/2023
186053	06/19/2023	Hillyard Inc.	3012200109 605137766	2022-2023 Hillyard Supplies for MAES	2,289.75	10 E 100 411 253000 000	06/19/2023
186053	06/19/2023	Hillyard Inc.	3012200135 605133337	MAES Cleaning Supplies	22,888.86	10 E 100 411 253000 000	06/19/2023
186053	06/19/2023	Hillyard Inc.	4012200153 605133338	MASH cleaning supplies	26,814.52	10 E 400 411 253000 000	06/19/2023
				Totals for Hillyard Inc.	80,307.12		
186054	06/19/2023	ITsavvy LLC	0 40075	DEDUCTIBLE ON BROKEN TOUCHSCREEN	200.00	10 E 800 481 129300 000	06/19/2023
				Totals for ITsavvy LLC	200.00		
186055	06/19/2023	Lincoln Learning Solutions	0 60011765	RVA CURRICULUM	200.00	99 E 600 470 110000 360	06/19/2023
				Totals for Lincoln Learning Solutions	200.00		
186056	06/19/2023	Medford Chrysler Center	0 71236	MAMS TRUCK: OIL CHANGE/LEAK/MIRROR SERVICE	622.06	10 E 800 324 254500 000	06/19/2023
186056	06/19/2023	Medford Chrysler Center	0 71344	MAMS TRUCK: REVERSE LIGHT SERVICE: TAX EXEMPT	316.58	10 E 800 324 254500 000	06/19/2023
				Totals for Medford Chrysler Center	938.64		
186057	06/19/2023	Mid-Wisconsin Beverage Inc	0 2921739	MASH STUDENT COUNCIL VENDING	144.00	21 E 400 411 120000 618	06/19/2023
186057	06/19/2023	Mid-Wisconsin Beverage Inc	0 2921740	MASH STUDENT VENDING	306.44	21 E 400 411 120000 610	06/19/2023
				Totals for Mid-Wisconsin Beverage Inc	450.44		
186058	06/19/2023	Nassco Inc	4012200152 6304869	Annual cleaning supplies	104.83	10 E 400 411 253000 000	06/19/2023
				Totals for Nassco Inc	104.83		
186059	06/19/2023	North Star Environmental Testi	0 230-621	ASBESTOS TESTING	1,593.00	10 E 400 324 254300 000	06/19/2023
				Totals for North Star Environmental Test	1,593.00		
186060	06/19/2023	Northcentral Technical College	0 SPRING 2023	NURSING ASSISTANT TUITION: J. JONES, T. RAU, B. THORSON, K. THUMS, T. TYZNIK	2,574.50	10 E 400 389 431000 000	06/19/2023
				Totals for Northcentral Technical Colleg	2,574.50		
186061	06/19/2023	O'Reilly Automotive, Inc.	0 3844-226616	VAN #4 & #13 WIPER BLADES	60.99	10 E 400 411 253000 000	06/19/2023
186061	06/19/2023	O'Reilly Automotive, Inc.	0 3844-226616	VAN #4 & #13 WIPER BLADES	54.00	27 E 800 411 256600 341	06/19/2023
				Totals for O'Reilly Automotive, Inc.	114.99		
186062	06/19/2023	Omega Laboratories Inc	0 22199 5-2023	STUDENT DRUG PANELS	288.00	10 E 800 310 219000 000	06/19/2023
186062	06/19/2023	Omega Laboratories Inc	0 24105 5-2023	MAPS/RVA DRUG PANELS	32.50	10 E 800 310 260000 000	06/19/2023
186062	06/19/2023	Omega Laboratories Inc	0 24105 5-2023	MAPS/RVA DRUG PANELS	103.00	99 E 600 310 235000 360	06/19/2023
				Totals for Omega Laboratories Inc	423.50		
186063	06/19/2023	Progress Publications	1002200181 50976499	Take Home Folders/Student	408.00	10 E 101 411 110000 000	06/19/2023

CHECK #	CHECK DATE	VENDOR	PO INVOICE #	DESCRIPTION	CHECK AMOUNT	ACCOUNT	POST DATE
			NUMBER			NUMBER	
186063	06/19/2023	Progress Publications	1002200181 50976500	Portfolios 23/24 Take Home Folders/Student	465.00	10 E 101 411 110000 000	06/19/2023
186063	06/19/2023	Progress Publications	1002200181 50976501	Portfolios 23/24 Take Home Folders/Student	310.00	10 E 101 411 110000 000	06/19/2023
186063	06/19/2023	Progress Publications	3002200299 50976502	Portfolios 23/24 Take Home Folders/Student	512.00	10 E 100 411 110000 000	06/19/2023
186063	06/19/2023	Progress Publications	3002200299 50976503	Portfolios 23/24 Take Home Folders/Student	550.00	10 E 100 411 110000 000	06/19/2023
186063	06/19/2023	Progress Publications	3002200299 50976504	Portfolios 23/24 Take Home Folders/Student	310.00	10 E 100 411 110000 000	06/19/2023
				Totals for Progress Publications	2,555.00		
186064	06/19/2023	S & A Trophy	0 42672	MASH 3 SPORT AWARD	148.40	10 E 400 411 162000 000	06/19/2023
186064	06/19/2023	S & A Trophy	0 42677	MASH SENIOR AWARDS	793.00	10 E 400 411 162000 000	06/19/2023
186064	06/19/2023	S & A Trophy	0 42678	MASH 3 SPORT AWARD	47.70	10 E 400 411 162000 000	06/19/2023
186064	06/19/2023	S & A Trophy	0 42680	MASH M. AWARDS	75.04	10 E 400 411 162000 000	06/19/2023
186064	06/19/2023	S & A Trophy	0 42681	MASH GOLF MVP	11.25	10 E 400 411 162000 969	06/19/2023
186064	06/19/2023	S & A Trophy	0 42682	MASH GOLF AWARDS	11.25	21 E 400 411 240000 410	06/19/2023
186064	06/19/2023	S & A Trophy	0 42684	MASH SENIOR AWARDS	169.00	10 E 400 411 162000 000	06/19/2023
186064	06/19/2023	S & A Trophy	0 42702	MASH GIRLS SOFTBALL MVP	11.25	10 E 400 411 162000 964	06/19/2023
				Totals for S & A Trophy	1,266.89		
186065	06/19/2023	Sun Printing	0 137861	RVA RED BROCHURE	712.00	99 E 600 411 235000 360	06/19/2023
				Totals for Sun Printing	712.00		
186066	06/19/2023	Systems Technologies	0 875318	MAES MAINT OFFICE INSTALL DATA	701.00	10 E 100 324 254300 000	06/19/2023
				Totals for Systems Technologies	701.00		
186067	06/19/2023	Taylor County Health Dept	0 5000145	SWIMMING POOL LICENSE RENEWAL	181.50	10 E 400 940 253000 000	06/19/2023
				Totals for Taylor County Health Dept	181.50		
186068	06/19/2023	Tractor Supply Co	0 200086483	BARN RESALE WELDING WIRE	348.12	21 E 400 411 240000 403	06/19/2023
				Totals for Tractor Supply Co	348.12		
186069	06/19/2023	Vector Networks Inc	6002200287 57915	Vizor Asset Management	7,625.00	99 E 600 360 295000 360	06/19/2023
				Totals for Vector Networks Inc	7,625.00		
186070	06/19/2023	Vernier Software & Technology	4002200342 5460221	AP Biology / Biology / Human	607.31	10 E 400 411 126000 000	06/19/2023
				Anatomy & Physiology PLTW supplies			
186070	06/19/2023	Vernier Software & Technology	4002200342 5460221	AP Biology / Biology / Human	607.30	21 E 400 411 126000 000	06/19/2023
				Anatomy & Physiology PLTW supplies			
				Totals for Vernier Software & Technology	1,214.61		
186071	06/19/2023	Xcitium Inc	0 16235	ANTI VIRUS SOFTWARE	3,900.00	10 E 800 360 295000 000	06/19/2023
				Totals for Xcitium Inc	3,900.00		
186072	06/19/2023	Central Wisconsin Auto Parts	0 220665	SCHOOLS NEWSPAPER	819.51	10 E 800 351 260000 000	06/19/2023

CHECK #	CHECK DATE	VENDOR	PO INVOICE #	DESCRIPTION	CHECK AMOUNT	ACCOUNT	POST DATE
			NUMBER			NUMBER	
				RENEWALS/BOE/EMP/POST			
				PROM/BIDS/EDUCATOR OF THE MONTH			
186072	06/19/2023	Central Wisconsin Auto Parts	0 220665	SCHOOLS NEWSPAPER	148.50	27 E 800 351 223900 341	06/19/2023
				RENEWALS/BOE/EMP/POST			
				PROM/BIDS/EDUCATOR OF THE MONTH			
186072	06/19/2023	Central Wisconsin Auto Parts	0 220665	SCHOOLS NEWSPAPER	150.00	10 E 400 433 222200 031	06/19/2023
				RENEWALS/BOE/EMP/POST			
				PROM/BIDS/EDUCATOR OF THE MONTH			
186072	06/19/2023	Central Wisconsin Auto Parts	0 220665	SCHOOLS NEWSPAPER	50.00	10 E 100 433 222200 031	06/19/2023
				RENEWALS/BOE/EMP/POST			
				PROM/BIDS/EDUCATOR OF THE MONTH			
186072	06/19/2023	Central Wisconsin Auto Parts	0 220665	SCHOOLS NEWSPAPER	50.00	10 E 101 433 222200 031	06/19/2023
				RENEWALS/BOE/EMP/POST			
				PROM/BIDS/EDUCATOR OF THE MONTH			
186072	06/19/2023	Central Wisconsin Auto Parts	0 220665	SCHOOLS NEWSPAPER	100.00	10 E 200 433 222200 031	06/19/2023
				RENEWALS/BOE/EMP/POST			
				PROM/BIDS/EDUCATOR OF THE MONTH			
186072	06/19/2023	Central Wisconsin Auto Parts	0 220665	SCHOOLS NEWSPAPER	153.75	21 E 400 351 120000 612	06/19/2023
				RENEWALS/BOE/EMP/POST			
				PROM/BIDS/EDUCATOR OF THE MONTH			
				Totals for Central Wisconsin Auto Parts	1,471.76		
186073	06/19/2023	Full Compass Systems Ltd	8002200281 INC02363976	AV General Supplies and Technology	211.60	10 E 800 411 295000 000	06/19/2023
186073	06/19/2023	Full Compass Systems Ltd	8002200281 INC02363976	AV General Supplies and Technology	81.52	10 E 800 481 295000 000	06/19/2023
				Totals for Full Compass Systems Ltd	293.12		
186074	06/19/2023	Pro Designs of WI LLC	0 2269	FFA FARMALL A SIGN	35.00	21 E 400 411 240000 444	06/19/2023
				Totals for Pro Designs of WI LLC	35.00		
				Totals for checks	4,448,602.92		

FUND SUMMARY

<u>FUND</u>	<u>DESCRIPTION</u>	<u>BALANCE SHEET</u>	<u>REVENUE</u>	<u>EXPENSE</u>	<u>TOTAL</u>
10	GENERAL FUND	3,382,711.44	0.00	571,849.89	3,954,561.33
21	GIFT FUND	0.00	1,751.95	61,172.25	62,924.20
27	SPECIAL EDUCATION FUND	181,549.16	0.00	27,716.23	209,265.39
50	FOOD SERVICE FUND	3,683.87	586.59	822.99	5,093.45
80	COMMUNITY SERVICE FUND	4,459.11	0.00	20,492.63	24,951.74
99	OTHER PKG/COOP PROGRAM FUNDS	134,875.59	0.00	56,931.22	191,806.81
***	Fund Summary Totals ***	3,707,279.17	2,338.54	738,985.21	4,448,602.92

***** End of report *****

MEDFORD AREA PUBLIC SCHOOL DISTRICT

REGULAR BOARD OF EDUCATION MEETING

June 26, 2023

ADDENDUM

VOUCHER CHECKS

The Medford Area Public School District Board of Education approves the following:

Check # 186075 to

Check # 186166.

Amount \$ 118,847.37 for voucher checks and

Amount \$ 0 for payroll.

 REPORT SPECIFICATIONS
 DISTRICT: MEDFORD AREA PUBLIC SCHOOL DISTRICT
 REPORT TITLE: 6/26/23 (Dates: 07/01/21 - 06/26/23)
 REQUESTED BY: lanneja DATE: 06/26/23
 PROGRAM NAME: fin/3frdt101. TIME: 1:16:39 PM
 COPIES: 1 LPI: 6
 RUN ON SERVER: yes CREATE ASCII FILE: NO

Report Parameters

Description: MONTHLY BOARD OF ED CHECK LISTING
 Report Title: 6/26/23
 Print Detail Lines: Yes

<u>Report Ranges</u>	<u>Low</u>	<u>High</u>
Check Number:	186075	186166
Check Amount:	-9999999999	9999999999
PO Number:	0	9999999999
Invoice Date:	07/01/21	06/26/23
Vendor to Display:	Invoice	
Vendor Type:		ZZZZZ
Vendor Sub Type:		ZZZZZ
Check type to print:	All	
Include Continuation Void	No	
Exclude Voided Checks:	No	
Print Only 1099 Vendors:	No	
Post Month Print Format:	Numeric	
Banks Selected:	BNK0	

Account Filters

Account Types Selected: Asset Liability Equity Revenue Expense
 Account Status: Both Active/Inactive

	<u>Low</u>	<u>High</u>
B/S Account Ranges:	00 * 000 000 000000 000	99 * 999 999 999999 999
O/S Account Ranges:	00 * 000 000 000000 000	99 * 999 999 999999 999
Group Codes:	--	zz-zz-zzzz
Category Codes:		zzzzzzzz

<u>Report Fields</u>	<u>Length</u>	<u>Sign</u>	<u>Edited</u>	<u>Whole</u>	<u>Field Format</u>	<u>Year</u>	<u>Suppress Repeating</u>
Check Number	8						No
Check Date	10						No
Vendor	30						No
PO Number	10						No
Invoice Number	15						No
Invoice Description	35						No
Amount	12	Right	Yes	No	>, >>, >>>, >>>9.99-	Current	No

REPORT SPECIFICATIONS

DISTRICT: MEDFORD AREA PUBLIC SCHOOL DISTRICT
 REPORT TITLE: 6/26/23 (Dates: 07/01/21 - 06/26/23)
 REQUESTED BY: lanneja DATE: 06/26/23
 PROGRAM NAME: TP-FIELD-HEAD TIME: 1:16:39 PM
 COPIES: 1 LPI: 6
 RUN ON SERVER: yes CREATE ASCII FILE: NO

<u>Report Fields</u>	<u>Length</u>	<u>Sign</u>	<u>Edited</u>	<u>Whole</u>	<u>Field Format</u>	<u>Year</u>	<u>Suppress Repeating</u>
Account Number	25				Number		No
Post Date	10						No

<u>Sort Fields</u>	<u>Totals</u>	<u>Break Spacing</u>
1-Check Number	No	Single
2-Check Date	No	Single
3-Vendor	Yes	Single
4-PO Number	No	Single
5-Invoice Number	No	Single

CHECK #	CHECK DATE	VENDOR	PO INVOICE #	DESCRIPTION	CHECK AMOUNT	ACCOUNT	POST DATE
			NUMBER			NUMBER	
186075	06/20/2023	Ertl, David	0 REFUND FS ACCOU	FOOD SERVICE REFUND	31.04	50 R 800 251 257000 000	06/20/2023
				Totals for Ertl, David	31.04		
186076	06/20/2023	Central Wisconsin Publications	0 220665	SCHOOLS NEWSPAPER	819.51	10 E 800 351 260000 000	06/20/2023
				RENEWALS/BOE/EMP/POST			
				PROM/BIDS/EDUCATOR OF THE MONTH			
186076	06/20/2023	Central Wisconsin Publications	0 220665	SCHOOLS NEWSPAPER	148.50	27 E 800 351 223900 341	06/20/2023
				RENEWALS/BOE/EMP/POST			
				PROM/BIDS/EDUCATOR OF THE MONTH			
186076	06/20/2023	Central Wisconsin Publications	0 220665	SCHOOLS NEWSPAPER	150.00	10 E 400 433 222200 031	06/20/2023
				RENEWALS/BOE/EMP/POST			
				PROM/BIDS/EDUCATOR OF THE MONTH			
186076	06/20/2023	Central Wisconsin Publications	0 220665	SCHOOLS NEWSPAPER	50.00	10 E 100 433 222200 031	06/20/2023
				RENEWALS/BOE/EMP/POST			
				PROM/BIDS/EDUCATOR OF THE MONTH			
186076	06/20/2023	Central Wisconsin Publications	0 220665	SCHOOLS NEWSPAPER	50.00	10 E 101 433 222200 031	06/20/2023
				RENEWALS/BOE/EMP/POST			
				PROM/BIDS/EDUCATOR OF THE MONTH			
186076	06/20/2023	Central Wisconsin Publications	0 220665	SCHOOLS NEWSPAPER	100.00	10 E 200 433 222200 031	06/20/2023
				RENEWALS/BOE/EMP/POST			
				PROM/BIDS/EDUCATOR OF THE MONTH			
186076	06/20/2023	Central Wisconsin Publications	0 220665	SCHOOLS NEWSPAPER	153.75	21 E 400 351 120000 612	06/20/2023
				RENEWALS/BOE/EMP/POST			
				PROM/BIDS/EDUCATOR OF THE MONTH			
				Totals for Central Wisconsin Publication	1,471.76		
186077	06/20/2023	Black River Industries	0 39931	TRANSPORTATION SERVICES - MAY: A.	1,548.00	27 E 800 341 256750 451	06/20/2023
				WILHELM, J.CZARNECKI, K. MESSMANN			
				Totals for Black River Industries	1,548.00		
186078	06/20/2023	Blue Edge Energy, LLC	0 4427	JUNE NATURAL GAS	350.00	10 E 800 331 253000 000	06/20/2023
				Totals for Blue Edge Energy, LLC	350.00		
186079	06/20/2023	Broadway Theatre	0 202392	MAES COMMUNITY OUTINGS SUMMER	48.00	27 E 800 943 158700 341	06/20/2023
				SCHOOL TRIP			
				Totals for Broadway Theatre	48.00		
186080	06/20/2023	Department of Administration	0 505-0000080381	TEACH SERVICES 1/1/23-6/30/23	1,500.00	10 E 800 360 295000 000	06/20/2023
				Totals for Department of Administration	1,500.00		
186081	06/20/2023	EBSCO Information Services	4002200322 1000210066-1	Flipster online magazine	1,059.97	10 E 400 434 222200 031	06/20/2023
				subscriptions			
				Totals for EBSCO Information Services	1,059.97		
186082	06/20/2023	Gelhaus, Barbara	0 6/20/23	IN LOVING MEMORY OF HELEN GELHAUS	40.00	10 E 800 411 231000 000	06/20/2023
				Totals for Gelhaus, Barbara	40.00		

CHECK #	CHECK DATE	VENDOR	PO INVOICE #	DESCRIPTION	CHECK AMOUNT	ACCOUNT	POST DATE
			NUMBER			NUMBER	
186083	06/20/2023	Heinzen Promotional	0 PROM-4560	RVA WHITE PERKA MUGS	692.08	99 E 600 411 235000 360	06/20/2023
				Totals for Heinzen Promotional	692.08		
186084	06/20/2023	Hillyard Inc.	3012200135 605142425	MAES Cleaning Supplies	1,990.50	10 E 100 411 253000 000	06/20/2023
186084	06/20/2023	Hillyard Inc.	4012200153 605143648	MASH cleaning supplies	37.00	10 E 400 411 253000 000	06/20/2023
				Totals for Hillyard Inc.	2,027.50		
186085	06/20/2023	Hinderliter, Dennis	0 6/20/23	IN LOVING MEMORY OF JANICE LANG	40.00	10 E 800 411 231000 000	06/20/2023
				Totals for Hinderliter, Dennis	40.00		
186086	06/20/2023	Medford Motors Inc	0 41540	VAN #13 OIL CHANGE/REPAIT TO PARK	683.06	27 E 800 324 256600 341	06/20/2023
				AID LIGHT: TAX EXEMPT			
				Totals for Medford Motors Inc	683.06		
186087	06/20/2023	Miltrim Farms, Inc.	0 6/26/23	COMMUNITY OUTINGS FIELD TRIP	45.00	27 E 800 943 158700 341	06/20/2023
				Totals for Miltrim Farms, Inc.	45.00		
186088	06/21/2023	Cenex Fleet Fueling	0 266398CL	FUEL	1,402.08	10 E 800 348 253000 000	06/21/2023
186088	06/21/2023	Cenex Fleet Fueling	0 266398CL	FUEL	264.20	99 E 600 348 253000 360	06/21/2023
186088	06/21/2023	Cenex Fleet Fueling	0 266398CL	FUEL	238.80	27 E 800 348 256250 341	06/21/2023
				Totals for Cenex Fleet Fueling	1,905.08		
186089	06/21/2023	Direct Energy Inc.	0 HS33671122	MASH \$1,745.98/MAMS \$1,755.65	3,501.63	10 E 800 331 253000 000	06/21/2023
				Totals for Direct Energy Inc.	3,501.63		
186090	06/21/2023	Kraft, Allen	0 6/21/23	SOAR 10 YEAR PARTY & SUMMER	450.00	10 E 800 310 219000 000	06/21/2023
				SOLSTICE PETTING ZOO			
				Totals for Kraft, Allen	450.00		
186091	06/21/2023	Medford Utilities	0 100-0961-10	MAMS STORAGE SHED: 5/1-5/31/23	6.55	10 E 800 336 253000 000	06/21/2023
186091	06/21/2023	Medford Utilities	0 300-0192-04	1055 W BROADWAY:5/1-5/31/23	181.26	10 E 800 336 253000 000	06/21/2023
186091	06/21/2023	Medford Utilities	0 300-0192-04	1055 W BROADWAY:5/1-5/31/23	35.78	10 E 800 337 253000 000	06/21/2023
186091	06/21/2023	Medford Utilities	0 300-0192-04	1055 W BROADWAY:5/1-5/31/23	37.13	10 E 800 338 253000 000	06/21/2023
186091	06/21/2023	Medford Utilities	0 700-1350-00	MASH ELECTRICITY:4/30-5/31/23	5,685.97	10 E 800 336 253000 000	06/21/2023
186091	06/21/2023	Medford Utilities	0 700-1351-00	MASH SEWER/WATER:5/1-5/31/23	444.94	10 E 800 337 253000 000	06/21/2023
186091	06/21/2023	Medford Utilities	0 700-1351-00	MASH SEWER/WATER:5/1-5/31/23	185.61	10 E 800 338 253000 000	06/21/2023
186091	06/21/2023	Medford Utilities	0 700-1352-00	FOOTBALL FIELD:4/30-5/31/23	149.64	10 E 800 336 253000 000	06/21/2023
186091	06/21/2023	Medford Utilities	0 700-1353-00	TECH ED BUILDING:5/1-5/31/23	72.84	10 E 800 337 253000 000	06/21/2023
186091	06/21/2023	Medford Utilities	0 700-1353-00	TECH ED BUILDING:5/1-5/31/23	67.64	10 E 800 338 253000 000	06/21/2023
186091	06/21/2023	Medford Utilities	0 700-1354-00	STORAGE BUILDING:5/1-5/31/23	97.26	10 E 800 336 253000 000	06/21/2023
186091	06/21/2023	Medford Utilities	0 700-1354-00	STORAGE BUILDING:5/1-5/31/23	21.82	10 E 800 337 253000 000	06/21/2023
186091	06/21/2023	Medford Utilities	0 700-1354-00	STORAGE BUILDING:5/1-5/31/23	13.55	10 E 800 338 253000 000	06/21/2023
186091	06/21/2023	Medford Utilities	0 700-1360-00	MAES:4/30-5/31/23	3,068.23	10 E 800 336 253000 000	06/21/2023
186091	06/21/2023	Medford Utilities	0 700-1360-00	MAES:4/30-5/31/23	584.13	10 E 800 337 253000 000	06/21/2023
186091	06/21/2023	Medford Utilities	0 700-1360-00	MAES:4/30-5/31/23	521.99	10 E 800 338 253000 000	06/21/2023
186091	06/21/2023	Medford Utilities	0 700-1740-00	MAMS ELECTRICITY: 4/30-5/31/23	4,964.99	10 E 800 336 253000 000	06/21/2023
186091	06/21/2023	Medford Utilities	0 700-1750-00	MAMS SEWER/WATER:5/1-5/31/23	334.10	10 E 800 337 253000 000	06/21/2023

CHECK #	CHECK DATE	VENDOR	PO INVOICE #	DESCRIPTION	CHECK AMOUNT	ACCOUNT	POST DATE
			NUMBER			NUMBER	
186091	06/21/2023	Medford Utilities	0 700-1750-00	MAMS SEWER/WATER:5/1-5/31/23	418.04	10 E 800 338 253000 000	06/21/2023
186091	06/21/2023	Medford Utilities	0 700-3000-00	DISTRICT OFFICE:5/1-5/31/23	339.09	10 E 800 336 253000 000	06/21/2023
186091	06/21/2023	Medford Utilities	0 700-3000-00	DISTRICT OFFICE:5/1-5/31/23	31.06	10 E 800 337 253000 000	06/21/2023
186091	06/21/2023	Medford Utilities	0 700-3000-00	DISTRICT OFFICE:5/1-5/31/23	29.16	10 E 800 338 253000 000	06/21/2023
				Totals for Medford Utilities	17,290.78		
186092	06/21/2023	Village Of Stetsonville	0 504-0000-00	MAY SEWER	750.00	10 E 800 338 253000 000	06/21/2023
				Totals for Village Of Stetsonville	750.00		
186093	06/21/2023	WE Energies	0 0711951130-0000	MAMS:5/1-5/31/23	402.39	10 E 800 331 253000 000	06/21/2023
186093	06/21/2023	WE Energies	0 0711951130-0000	MASH POOL/THEATER:5/18-6/19/23	643.45	10 E 800 331 253000 000	06/21/2023
186093	06/21/2023	WE Energies	0 0711951130-0000	DISTRICT OFFICE:5/18-6/19/23	12.78	10 E 800 331 253000 000	06/21/2023
186093	06/21/2023	WE Energies	0 0711951130-0000	MASH	11.50	10 E 800 331 253000 000	06/21/2023
				STORAGE/VEHICLE/OFFICE:5/18-6/19/23			
186093	06/21/2023	WE Energies	0 0711951130-0000	MASH BOILERS & MAES: 5/1-5/31/23	487.14	10 E 800 331 253000 000	06/21/2023
186093	06/21/2023	WE Energies	0 0711951130-0000	1055 W BROADWAY:5/18-6/19/23	54.87	10 E 800 331 253000 000	06/21/2023
186093	06/21/2023	WE Energies	0 0711951130-0000	STETSONVILLE SCHOOL:5/17-6/19/23	180.84	10 E 800 331 253000 000	06/21/2023
				Totals for WE Energies	1,792.97		
186094	06/21/2023	City Of Medford	0 2022-2023	LIAISION OFFICER'S SALARIES AND BENEFITS	50,932.04	80 E 800 381 232200 000	06/21/2023
				Totals for City Of Medford	50,932.04		
186095	06/21/2023	Complete Control Inc	8002200206 JC11001	Main Door Security Upgrade	4,750.00	10 E 800 482 295000 000	06/21/2023
				Totals for Complete Control Inc	4,750.00		
186096	06/21/2023	Hillyard Inc.	2012200121 605146684	MAMS Cleaning Supplies	59.35	10 E 200 411 253000 000	06/21/2023
				Totals for Hillyard Inc.	59.35		
186097	06/21/2023	Hope Hospice	0 6/21/23	IN LOVING MEMORY OF VERNON FISCHER	40.00	10 E 800 411 231000 000	06/21/2023
				Totals for Hope Hospice	40.00		
186098	06/21/2023	Linder Electric Motors Inc	0 68003	MAES REPAIR TO MOTOR	1,280.00	10 E 100 324 253000 000	06/21/2023
				Totals for Linder Electric Motors Inc	1,280.00		
186099	06/21/2023	NCS Pearson, Inc.	0 21944967	AIMSWEB PLUS COMPLETE YEAR-END OVERAGE	695.25	27 E 800 360 158700 341	06/21/2023
				Totals for NCS Pearson, Inc.	695.25		
186100	06/21/2023	Petty Cash	0 2022-2023	GARAGE SALE CHANGE	300.00	10 R 800 264 500000 000	06/21/2023
				Totals for Petty Cash	300.00		
186101	06/21/2023	Rice Lake High School	0 5/23/23	VARSITY GOLF FEE	175.00	10 E 400 940 162000 969	06/21/2023
				Totals for Rice Lake High School	175.00		
186102	06/21/2023	Sage Publications	9002200250 821600KI	DLL Materials	42.90	27 E 800 490 221300 341	06/21/2023
				Totals for Sage Publications	42.90		
186103	06/21/2023	Taylor County Clerk	0 SPRING 2023	SPRING ELECTION	709.66	10 E 800 310 231000 000	06/21/2023
				Totals for Taylor County Clerk	709.66		
186104	06/21/2023	Wil-Kil Pest Control	0 4661815	SES PEST CONTROL	31.65	50 E 800 324 257000 000	06/21/2023

CHECK #	CHECK DATE	VENDOR	PO INVOICE #	DESCRIPTION	CHECK AMOUNT	ACCOUNT	POST DATE
			NUMBER			NUMBER	
186104	06/21/2023	Wil-Kil Pest Control	0 4661815	SES PEST CONTROL	31.65	10 E 101 324 253000 000	06/21/2023
				Totals for Wil-Kil Pest Control	63.30		
186105	06/26/2023	Abel, Brian	0 REIMBURSE	RVA FUEL	67.00	99 E 600 348 253000 360	06/26/2023
				Totals for Abel, Brian	67.00		
186106	06/26/2023	Ahola, Cassidy	0 REIMBURSE	RVA MILEAGE	105.28	99 E 600 342 156600 360	06/26/2023
				Totals for Ahola, Cassidy	105.28		
186107	06/26/2023	Andress, Hannah	0 REIMBURSE	RVA MILEAGE	157.92	99 E 600 342 110000 360	06/26/2023
				Totals for Andress, Hannah	157.92		
186108	06/26/2023	Berish, Jessica	0 REIMBURSE	RVA MILEAGE	178.60	99 E 600 342 110000 360	06/26/2023
				Totals for Berish, Jessica	178.60		
186109	06/26/2023	Bradshaw, Monica	0 REIMBURSE	RVA MILEAGE	162.62	99 E 600 342 156600 360	06/26/2023
				Totals for Bradshaw, Monica	162.62		
186110	06/26/2023	Brandner, Paola	0 REIMBURSE	RVA MILEAGE	36.66	99 E 600 342 120000 360	06/26/2023
				Totals for Brandner, Paola	36.66		
186111	06/26/2023	Butzke, Jenna	0 REIMBURSE	RVA MILEAGE	158.86	99 E 600 342 156600 360	06/26/2023
				Totals for Butzke, Jenna	158.86		
186112	06/26/2023	Covey, Toni	0 REIMBURSE	RVA MILEAGE	324.30	99 E 600 342 110000 360	06/26/2023
				Totals for Covey, Toni	324.30		
186113	06/26/2023	Fabiano, Paige	0 REIMBURSE	RVA POSTAGE	28.47	99 E 600 353 263300 360	06/26/2023
186113	06/26/2023	Fabiano, Paige	0 REIMBURSE	RVA MILEAGE	131.60	99 E 600 342 110000 360	06/26/2023
				Totals for Fabiano, Paige	160.07		
186114	06/26/2023	Gaudreau, Renee	0 REIMBURSE	RVA POSTAGE/MILEAGE	137.24	99 E 600 342 110000 360	06/26/2023
186114	06/26/2023	Gaudreau, Renee	0 REIMBURSE	RVA POSTAGE/MILEAGE	4.05	99 E 600 353 263300 360	06/26/2023
				Totals for Gaudreau, Renee	141.29		
186115	06/26/2023	Giebel, Toni	0 REIMBURSE	RVA MILEAGE	102.46	99 E 600 342 110000 360	06/26/2023
				Totals for Giebel, Toni	102.46		
186116	06/26/2023	Glodowski, Dana	0 REIMBURSE	RVA BOARD MILEAGE	71.82	99 E 600 342 231000 360	06/26/2023
				Totals for Glodowski, Dana	71.82		
186117	06/26/2023	Haenel, Jessica	0 REIMBURSE	RVA BOARD MILEAGE	9.40	99 E 600 342 231000 360	06/26/2023
				Totals for Haenel, Jessica	9.40		
186118	06/26/2023	Krause, Gregory	0 MAY 2023	RVA BOARD STIPEND	125.00	99 E 600 310 231000 360	06/26/2023
186118	06/26/2023	Krause, Gregory	0 REIMBURSE	RVA BOARD MILEAGE	56.78	99 E 600 342 231000 360	06/26/2023
				Totals for Krause, Gregory	181.78		
186119	06/26/2023	Krawze, Karley	0 REIMBURSE	RVA POSTAGE/POSTCARDS/AWARDS	17.31	99 E 600 411 110000 360	06/26/2023
186119	06/26/2023	Krawze, Karley	0 REIMBURSE	RVA POSTAGE/POSTCARDS/AWARDS	28.80	99 E 600 353 263300 360	06/26/2023
186119	06/26/2023	Krawze, Karley	0 REIMBURSE	RVA MILEAGE	96.82	99 E 600 342 110000 360	06/26/2023
				Totals for Krawze, Karley	142.93		
186120	06/26/2023	Logterman, Kari	0 REIMBURSE	RVA MILEAGE	335.58	99 E 600 342 110000 360	06/26/2023
				Totals for Logterman, Kari	335.58		

CHECK #	CHECK DATE	VENDOR	PO INVOICE #	DESCRIPTION	CHECK AMOUNT	ACCOUNT	POST DATE
			NUMBER			NUMBER	
186121	06/26/2023	Marti, Melissa	0 MAY 2023	RVA BOARD STIPEND	100.00	99 E 600 310 231000 360	06/26/2023
				Totals for Marti, Melissa	100.00		
186122	06/26/2023	Penry, Samantha	0 REIMBURSE	RVA MILEAGE	139.12	27 E 600 342 215200 019	06/26/2023
				Totals for Penry, Samantha	139.12		
186123	06/26/2023	Sisneros, Leigh	0 REIMBURSE	RVA MILEAGE	419.71	99 E 600 342 221300 360	06/26/2023
				Totals for Sisneros, Leigh	419.71		
186124	06/26/2023	Smith, Alison	0 REIMBURSE	RVA MILEAGE	141.00	99 E 600 342 120000 360	06/26/2023
				Totals for Smith, Alison	141.00		
186125	06/26/2023	Thompson, Jenny	0 REIMBURSE	RVA MILEAGE	125.96	99 E 600 342 110000 360	06/26/2023
				Totals for Thompson, Jenny	125.96		
186126	06/26/2023	Versch, Jenna	0 REIMBURSE	RVA MILEAGE	1,254.90	99 E 600 342 240000 360	06/26/2023
				Totals for Versch, Jenna	1,254.90		
186127	06/26/2023	Wolosek, Angela	0 REIMBURSE	RVA BOARD MILEAGE	76.05	99 E 600 342 231000 360	06/26/2023
				Totals for Wolosek, Angela	76.05		
186128	06/26/2023	Zander, Katie	0 REIMBURSE	RVA MILEAGE	173.90	99 E 600 342 120000 360	06/26/2023
				Totals for Zander, Katie	173.90		
186129	06/26/2023	Anderson, Casey	0 REIMBURSE	MILEAGE/AG SUPPLIES	70.29	10 E 400 342 131000 000	06/26/2023
186129	06/26/2023	Anderson, Casey	0 REIMBURSE	MILEAGE/AG SUPPLIES	58.28	10 E 400 411 131000 000	06/26/2023
				Totals for Anderson, Casey	128.57		
186130	06/26/2023	Balciar, Sheryl	0 1/2-5/17/23	MILEAGE	6.11	27 E 800 940 158700 341	06/26/2023
186130	06/26/2023	Balciar, Sheryl	0 1/2-5/17/23	MILEAGE	31.96	27 E 520 342 156600 341	06/26/2023
186130	06/26/2023	Balciar, Sheryl	0 1/2-5/17/23	MILEAGE	29.61	27 E 510 342 156600 341	06/26/2023
				Totals for Balciar, Sheryl	67.68		
186131	06/26/2023	Brandner-Heier, Dawn	0 4/4-5/18/23	MILEAGE	70.31	10 E 100 342 240000 000	06/26/2023
186131	06/26/2023	Brandner-Heier, Dawn	0 4/4-5/18/23	MILEAGE	70.31	10 E 101 342 240000 000	06/26/2023
				Totals for Brandner-Heier, Dawn	140.62		
186132	06/26/2023	Brooks, Audra	0 REIMBURSE	MILEAGE CONFERERNC/MEETING	229.36	10 E 800 342 252000 000	06/26/2023
				Totals for Brooks, Audra	229.36		
186133	06/26/2023	Brost, Carla	0 4/4-5/26/23	MILEAGE	61.66	10 E 100 342 240000 000	06/26/2023
186133	06/26/2023	Brost, Carla	0 4/4-5/26/23	MILEAGE	61.67	10 E 101 342 240000 000	06/26/2023
				Totals for Brost, Carla	123.33		
186134	06/26/2023	Daniels, Michael	0 4/19-5/26/23	MILEAGE/PT LICENSE	64.63	27 E 800 342 218200 341	06/26/2023
186134	06/26/2023	Daniels, Michael	0 4/19-5/26/23	MILEAGE/PT LICENSE	57.12	27 E 800 940 218200 341	06/26/2023
				Totals for Daniels, Michael	121.75		
186135	06/26/2023	Decker, Eliza	0 1/2-3/29/23	MILEAGE/SUPPLIES	128.97	27 E 800 342 156600 341	06/26/2023
186135	06/26/2023	Decker, Eliza	0 1/2-3/29/23	MILEAGE/SUPPLIES	32.68	27 E 800 411 156600 341	06/26/2023
186135	06/26/2023	Decker, Eliza	0 3/30-5/26/23	MILEAGE/SUPPLIES/SALT SOFTWARE	83.10	27 E 800 342 156600 341	06/26/2023
186135	06/26/2023	Decker, Eliza	0 3/30-5/26/23	MILEAGE/SUPPLIES/SALT SOFTWARE	87.74	27 E 800 411 156600 341	06/26/2023
186135	06/26/2023	Decker, Eliza	0 3/30-5/26/23	MILEAGE/SUPPLIES/SALT SOFTWARE	71.85	27 E 800 360 156600 341	06/26/2023

CHECK #	CHECK DATE	VENDOR	PO INVOICE #	DESCRIPTION	CHECK AMOUNT	ACCOUNT				POST DATE
						NUMBER	NUMBER	NUMBER	NUMBER	
				Totals for Decker, Eliza	404.34					
186136	06/26/2023	Deml, Michelle	0 REIMBURSE	REQUIRED COURSE:SOCIAL WORK 817	93.30	27	E 800 291 221300 341			06/26/2023
186136	06/26/2023	Deml, Michelle	0 REIMBURSE	SUMMER SCHOOL SUPPLIES	69.97	10	E 800 411 110000 900			06/26/2023
				Totals for Deml, Michelle	163.27					
186137	06/26/2023	Donyes, David	0 REIMBURSE	ESPORTS/CLC GAME	54.86	80	E 200 411 390000 367			06/26/2023
				Totals for Donyes, David	54.86					
186138	06/26/2023	Gierl, Lauren	0 REIMBURSE	SUMMER SCHOOL SUPPLIES	35.57	10	E 800 411 110000 900			06/26/2023
				Totals for Gierl, Lauren	35.57					
186139	06/26/2023	Goodrich, Rebecca	0 REIMBURSE	MILEAGE/RETIREMENT BANQUET MEAL	31.02	10	E 800 342 232000 000			06/26/2023
186139	06/26/2023	Goodrich, Rebecca	0 REIMBURSE	MILEAGE/RETIREMENT BANQUET MEAL	18.50	10	E 800 411 231000 000			06/26/2023
				Totals for Goodrich, Rebecca	49.52					
186140	06/26/2023	Gumz, Malinda	0 REIMBURSE	COMMUNITY OUTINGS SUMMER SCHOOL FLOWERS	52.41	27	E 800 411 158700 341			06/26/2023
186140	06/26/2023	Gumz, Malinda	0 REIMBURSE	COMMUNITY OUTINGS SUMMER SCHOOL SUPPLIES	103.23	10	E 800 411 110000 900			06/26/2023
				Totals for Gumz, Malinda	155.64					
186141	06/26/2023	Haase, Matthew	0 REIMBURSE	FUEL/MEALS FOR STATE GOLF	59.53	10	E 800 348 253000 000			06/26/2023
186141	06/26/2023	Haase, Matthew	0 REIMBURSE	FUEL/MEALS FOR STATE GOLF	74.64	10	E 400 342 162000 969			06/26/2023
				Totals for Haase, Matthew	134.17					
186142	06/26/2023	Hudak, Alison	0 5/1-5/25/23	MILEAGE	25.57	10	E 800 342 171000 000			06/26/2023
				Totals for Hudak, Alison	25.57					
186143	06/26/2023	Hudak, Kara	0 REIMBURSE	SUMMER SCHOOL SUPPLIES	126.77	10	E 800 411 110000 900			06/26/2023
186143	06/26/2023	Hudak, Kara	0 REIMBURSE	SUMMER SCHOOL SUPPLIES	127.91	10	E 800 411 110000 900			06/26/2023
				Totals for Hudak, Kara	254.68					
186144	06/26/2023	Kreul Buskerud, Jennifer	0 REIMBURSE	POST PROM SUPPLIES	477.94	21	E 400 411 120000 612			06/26/2023
				Totals for Kreul Buskerud, Jennifer	477.94					
186145	06/26/2023	Lemke, Jaclyn	0 REIMBURSE	MASH SENIOR SUNSET FOOD	279.62	21	E 400 411 120000 623			06/26/2023
				Totals for Lemke, Jaclyn	279.62					
186146	06/26/2023	Murphy, Deanna	0 REIMBURSE	EDUCATIONAL CREDITS: STUDENT TEACHING	375.00	27	E 800 291 221300 341			06/26/2023
				Totals for Murphy, Deanna	375.00					
186147	06/26/2023	O'Flanagan, Jena	0 1/2-5/26/23	MILEAGE	147.55	10	E 100 342 143000 000			06/26/2023
186147	06/26/2023	O'Flanagan, Jena	0 1/2-5/26/23	MILEAGE	147.56	10	E 101 342 143000 000			06/26/2023
186147	06/26/2023	O'Flanagan, Jena	0 REIMBURSE	SUMMER SCHOOL SUPPLIES	5.99	10	E 800 411 110000 900			06/26/2023
				Totals for O'Flanagan, Jena	301.10					
186148	06/26/2023	Paff, Bradley	0 REIMBURSE	SCIENCE OLYMPIAD SUPPLIES	787.99	21	E 400 411 120000 615			06/26/2023
				Totals for Paff, Bradley	787.99					
186149	06/26/2023	Paul, Dana	0 REIMBURSE	PTO SUPPLIES	567.03	21	E 101 411 240000 150			06/26/2023
				Totals for Paul, Dana	567.03					

CHECK #	CHECK DATE	VENDOR	PO INVOICE #	DESCRIPTION	CHECK AMOUNT	ACCOUNT	POST DATE
			NUMBER			NUMBER	
186150	06/26/2023	Peterson, Amanda	0	REIMBURSE	MILEAGE	46.34 10 E 200 342 214000 000	06/26/2023
					Totals for Peterson, Amanda	46.34	
186151	06/26/2023	Poetzl, Denice	0	REIMBURSE	SUMMER SCHOOL SUPPLIES	18.58 10 E 800 411 110000 900	06/26/2023
					Totals for Poetzl, Denice	18.58	
186152	06/26/2023	Porten, Sarah	0	1/5-5/24/23	MILEAGE	60.72 27 E 800 342 218100 341	06/26/2023
					Totals for Porten, Sarah	60.72	
186153	06/26/2023	Radlinger, Caroline	0	2/22-6/6/23	MILEAGE/SUPPLIES/LICENSE RENEWAL	89.58 27 E 800 342 218100 341	06/26/2023
186153	06/26/2023	Radlinger, Caroline	0	2/22-6/6/23	MILEAGE/SUPPLIES/LICENSE RENEWAL	46.47 27 E 800 411 218100 341	06/26/2023
186153	06/26/2023	Radlinger, Caroline	0	2/22-6/6/23	MILEAGE/SUPPLIES/LICENSE RENEWAL	61.60 27 E 800 940 218100 341	06/26/2023
					Totals for Radlinger, Caroline	197.65	
186154	06/26/2023	Rappe, Jason	0	REIMBURSE	GOLF BALLS/CELL PHONE	66.29 10 E 400 411 162000 969	06/26/2023
186154	06/26/2023	Rappe, Jason	0	REIMBURSE	GOLF BALLS/CELL PHONE	90.00 10 E 400 355 143000 000	06/26/2023
					Totals for Rappe, Jason	156.29	
186155	06/26/2023	Renderman, Robyn	0	1/16-5/19/23	MILEAGE	29.31 10 E 100 342 240000 000	06/26/2023
186155	06/26/2023	Renderman, Robyn	0	1/16-5/19/23	MILEAGE	29.30 10 E 101 342 240000 000	06/26/2023
					Totals for Renderman, Robyn	58.61	
186156	06/26/2023	Schwarz, Mindy	0	1/6-5/24/23	MILEAGE/CONFERENCE MEALS	198.04 10 E 400 342 214000 000	06/26/2023
					Totals for Schwarz, Mindy	198.04	
186157	06/26/2023	Sova, Justine	0	REIMBURSE	CLASSROOM SUPPLIES	11.94 10 E 200 411 122000 000	06/26/2023
					Totals for Sova, Justine	11.94	
186158	06/26/2023	Stockwell, Stephanie	0	REIMBURSE	STUDENT COUNCIL SUPPLIES/LAB SUPPLIES	60.40 10 E 200 411 126000 000	06/26/2023
186158	06/26/2023	Stockwell, Stephanie	0	REIMBURSE	STUDENT COUNCIL SUPPLIES/LAB SUPPLIES	31.28 21 E 200 411 240000 272	06/26/2023
					Totals for Stockwell, Stephanie	91.68	
186159	06/26/2023	Strebig, Suzette	0	1/3-5/22/23	MILEAGE	39.29 10 E 400 342 240000 000	06/26/2023
186159	06/26/2023	Strebig, Suzette	0	1/3-5/22/23	MILEAGE	3.00 10 E 400 411 240000 000	06/26/2023
					Totals for Strebig, Suzette	42.29	
186160	06/26/2023	Sullivan, Shawn	0	REIMBURSE	TRACK MEAL/FUEL	102.68 10 E 800 348 253000 000	06/26/2023
186160	06/26/2023	Sullivan, Shawn	0	REIMBURSE	TRACK MEAL/FUEL	243.77 21 E 400 411 120000 620	06/26/2023
					Totals for Sullivan, Shawn	346.45	
186161	06/26/2023	Thums, Hilary	0	5/15-5/24/23	MILEAGE	13.35 10 E 100 342 240000 000	06/26/2023
186161	06/26/2023	Thums, Hilary	0	5/15-5/24/23	MILEAGE	13.35 10 E 101 342 240000 000	06/26/2023
					Totals for Thums, Hilary	26.70	
186162	06/26/2023	van der Berg, Beth	0	3/6-5/25/23	MILEAGE/NASP RENEWAL	10.62 27 E 800 342 158700 341	06/26/2023
186162	06/26/2023	van der Berg, Beth	0	3/6-5/25/23	MILEAGE/NASP RENEWAL	165.00 27 E 800 940 158700 341	06/26/2023
					Totals for van der Berg, Beth	175.62	
186163	06/26/2023	Vanusek-Hartl, Lisa	0	1/2-4/27/23	MILEAGE	92.68 10 E 100 342 240000 000	06/26/2023
186163	06/26/2023	Vanusek-Hartl, Lisa	0	1/2-4/27/23	MILEAGE	92.69 10 E 101 342 240000 000	06/26/2023

CHECK #	CHECK DATE	VENDOR	PO INVOICE #	DESCRIPTION	CHECK AMOUNT	ACCOUNT	POST DATE
			NUMBER			NUMBER	
186163	06/26/2023	Vanusek-Hartl, Lisa	0 5/1-5/26/23	MILEAGE	25.57	10 E 100 342 240000 000	06/26/2023
186163	06/26/2023	Vanusek-Hartl, Lisa	0 5/1-5/26/23	MILEAGE	25.57	10 E 101 342 240000 000	06/26/2023
				Totals for Vanusek-Hartl, Lisa	236.51		
186164	06/26/2023	Werner, Terrence JR	0 REIMBURSE	MASH PHOTOGRAPHY SUPPLIES	89.37	10 E 400 411 121000 000	06/26/2023
				Totals for Werner, Terrence JR	89.37		
186165	06/26/2023	Wiegel, Shannon	0 1/3-5/23/23	MILEAGE	55.69	10 E 100 342 214000 000	06/26/2023
186165	06/26/2023	Wiegel, Shannon	0 1/3-5/23/23	MILEAGE	55.70	10 E 101 342 214000 000	06/26/2023
				Totals for Wiegel, Shannon	111.39		
186166	06/26/2023	Pete's Trailer Sales Inc.	4002200385 47856	Construction Class Trailer	13,060.00	10 E 400 551 136000 000	06/26/2023
				Totals for Pete's Trailer Sales Inc.	13,060.00		
				Totals for checks	118,847.37		

FUND SUMMARY

<u>FUND</u>	<u>DESCRIPTION</u>	<u>BALANCE SHEET</u>	<u>REVENUE</u>	<u>EXPENSE</u>	<u>TOTAL</u>
10	GENERAL FUND	0.00	300.00	54,234.93	54,534.93
21	GIFT FUND	0.00	0.00	2,541.38	2,541.38
27	SPECIAL EDUCATION FUND	0.00	0.00	5,137.10	5,137.10
50	FOOD SERVICE FUND	0.00	31.04	31.65	62.69
80	COMMUNITY SERVICE FUND	0.00	0.00	50,986.90	50,986.90
99	OTHER PKG/COOP PROGRAM FUNDS	0.00	0.00	5,584.37	5,584.37
***	Fund Summary Totals ***	0.00	331.04	118,516.33	118,847.37

***** End of report *****

MEDFORD AREA PUBLIC SCHOOL DISTRICT
Regular Board of Education Meeting
June 26, 2023

ADDENDUM TO PERSONNEL REPORT

Resignations/Retirements/Terminations:

Recommendations:

Sarah Rhyner/ MAES Grade 1 Teacher
Salary: \$52,500 + Benefits, 181 contract days effective 8/23/23

Angela Totzke/ MAES Grade 1 Teacher
Salary: \$52,500 + Benefits, 181 contract days effective 8/23/23

Craig Diedrich/ MASH Tech Ed Teacher
Salary: \$63,300 + Benefits, 181 contract days effective 8/23/23

Joshua Ryskoski/ MASH Fall & Winter eSports Advisor
Salary: \$1,000 each season

Dave Breneman/ MASH JV2 Football Coach
Salary: \$1,900

Josh Ognenoff/ MASH JV2 Football Coach
Salary: \$1,900

Justine Sova/ MAMS Grade 8 Volleyball Coach
Salary: \$1,250

Janelle Hamland/ MAMS Girls Assistant Swim Coach
Salary: \$1,200

Jeremy Sperl/ MAMS Girls Head Swim Coach
Salary: \$1,400

Transfers for 2023-24 school year:

* This release is contingent upon a suitable replacement being found, and/or upon acceptance of another coaching position.

All recommendations for new hires are contingent upon receipt of satisfactory results of criminal background check, pre-employment drug test, TB tests and pre-employment physical.

RURAL VIRTUAL ACADEMY
Regular Board of Education Meeting
June 26, 2023

ADDENDUM TO PERSONNEL REPORT

Resignations/Retirements/Terminations:

Recommendations for 2023-24 school year:

Amanda Swenson/ RVAHS English Teacher
Salary: \$69,010 + \$1,400 extended year stipend + benefits, 220 contract days

Transfers for 2023-24 school year:

* This release is contingent upon a suitable replacement being found, and/or upon acceptance of another coaching position.

All recommendations for new hires are contingent upon receipt of satisfactory results of criminal background check, pre-employment drug test, TB tests and pre-employment physical.