

MEDFORD AREA PUBLIC SCHOOL DISTRICT
Regular Board of Education Meeting
Medford Area District Office Conference Room
March 27, 2023 at 6:00 p.m.

This meeting will be accessible in person and live stream via <https://www.medford.k12.wi.us/tv/>

Updated 3/15/2022

AGENDA

Roll Call

Pledge of Allegiance

Open Meeting Law Compliance

Period of Public Comment

Correspondence

1. Recognitions
 - a. Student Council Update
 - b. Good News Report
 - c. Legislative Update

Mission: *To ensure that all students learn.*
Vision: *We expect all students to learn at high levels. We will work collaboratively with colleagues, students and parents to challenge and support all individuals to achieve success.*

The order of the regular business is left to the discretion of the chair.

Consent Agenda

Consideration of:

- Approval of Agenda
- Secretary's Report– Approval of Regular Board of Education Meeting Minutes from Monday, February 20, 2023
- Approval of Treasurer's Report – Voucher Checks, Treasurer's Report
- Approval of Personnel Report – Resignations, Recommendations of Employment, Staffing
- Approval of RVA 66.0301 Agreements for the 2023-24 school year

Regular Business

1. Update on teaching of life skills within the curriculum (Strategic Plan #4)
2. YMCA Request
3. Transportation Contract
4. Support & Professional Staff Requests
5. Life Insurance
6. Salary Schedule
7. CESA Contract
8. Scheduled Last Day of School
9. Legislative Dinner Update
10. Update on Finance Meeting
11. Consideration/Discussion of Budget Study
 - a. Update on Section / Class Sizes
 - b. Update on 2023-24 Staffing
 - c. Consideration of Support (non-instructional) Budget
12. Consideration of Board Policy Adoption and/or Deletion
 - a. For Second Reading Adoption: DGD Procurement Card Program, DH Bonded Employees and Officers, DI Fiscal Accounting and Reporting
 - b. For First Reading: DIBA Student Agency Fund Management, DIE Audit, DJA Purchasing Authority, DJB Debt Management

Contemplate Adjourning to Closed Session

1. Under Wisconsin Statutes to discuss and take action, if appropriate regarding Administrator Employment, Resignation, and Contract Non-Renewal [pursuant to Wis. Stat. §19.85(1)(c) Considering employment, promotion, compensation, or performance evaluation data of any public employee over which the governmental body has jurisdiction or exercises responsibility and Wis. Stat. §118.24].

Adjourn

Copies of this agenda were sent to the Star News, WKEB/WIGM Radio, Medford Area Public Schools and posted at the District Office on Monday, March 20, 2023.

**Medford Area Public School District
Regular Board of Education Meeting
Medford Area Middle School
February 20, 2023**

The regular meeting of the Medford Area Public School District Board of Education was called to order by President Dave Fleegel, on Monday, February 20, 2023 at 6:00 p.m. in the District Office Board Room.

Roll Call

Roll call indicated that Board Members Dave Fleegel, Kurt Werner, Brian Hallgren, Steve Deml, Corey Dassow, Aemus Balsis, John Zuleger, and Jodi Nuernberger were present, District Administrator Pat Sullivan was present. Not present: Don Everhard

Pledge of Allegiance

Open Meeting Compliance

Dave Fleegel stated, "This meeting has been posted in accordance with the state open meeting law."

Period of Public Comment: Greg Klapatuskas: 7th grade football

Correspondence

1. Good News: Ryan Pilgrim updated the board on the numerous athletic accomplishments in the district.
2. Student Council Update: Updated on upcoming activities at MASH
3. Legislative Update: no updates at this time

Consent Agenda

Motion (Zuleger/Hallgren) to approve the consent agenda: Approval of Agenda; Secretary's Report; Approval of Regular Board of Education Meeting Minutes of January 23, 2023; Approval of Treasurer's Report; and Personnel Reports, and approval RVA shared services contract renewal (Drummond), approval of Co-op agreements for Boys Hockey and Gymnastics, Motion Passed.

Regular Business

1. **Educator of the month:** Jenny Shipman was presented with the Educator of the Month Award.
2. **Legislative Dinner:** Our Legislative Dinner will be held on April 10, 2023 at 5:30 p.m. Pat Sullivan updated the board on some of the attendees.
3. **Student Fees:** Student Fees were presented to the board to review. No changes were made.
4. **7th Grade Football Program:** Ryan Pilgrim and Greg Klapatuskus presented to the board. They are recommending that the board take on 7th grade football. The students would get better practice times, it will cost less for families to participate, and we can hold behavior and grades accountable to participate. Estimated cost is \$11,000 - \$12,000. Motion (Hallgren/Dassow) for the school district to take on the 7th grade football program. Motion passed
5. **Curriculum Connection:** Laura Lundy presented Curriculum Connection on the Fast Forward Grant
6. **Finance Meeting Update:** Brian Hallgren and Audra Brooks provided a finance

meeting update.

7. **Finance Plan for Tech Ed Project:** Recommendation from finance to fund the first home building project from fund balance. Motion Passes
8. **2023-24 Budget Study and Consideration of 2023-24 Budget:** Audra Brooks presented on the budget study and consideration of the 23-24 budget. Budget information was included in the board packet.

Contemplate Adjourning to Closed Session:

Motion (Deml/Nuernberger) to adjourn to closed session, Roll Call Vote: Yes: Corey Dassow, Aemus Balsis, Steve Deml, Dave Fleegel, Kurt Werner, John Zuleger, Jodi Nuernberger, Brian Hallgren - Motion Passes 8-0
Meeting adjourned to closed session at 7:04 p.m.

Under Wisconsin Statutes to discuss and take action, if appropriate regarding Administrator Employment, Resignation, and Contract Non-Renewal [pursuant to Wis. Stat. §19.85(1)(c) Considering employment, promotion, compensation, or performance evaluation data of any public employee over which the governmental body has jurisdiction or exercises responsibility and Wis. Stat. §118.24].

Adjourn

Motion to adjourn (Zuleger/Neurnberger) Motion carried
The meeting adjourned at 8:04 p.m.

Nicole Gebert
Recording secretary _____

Jodi Nuernberger
Clerk _____

MEDFORD AREA PUBLIC SCHOOL DISTRICT
Regular Board of Education Meeting
March 27, 2023

PERSONNEL REPORT

Resignations/Retirement/Termination:

Larry Diepenbrock/ MAMS Boys Head Track Coach*
Stacy Leonard/ MAES Kindergarten Teacher/ end of 2022-23 school year
Carlie Rau/MAMS Grade 8 Assistant Volleyball Coach*
Mackenzie Higgins/MAMS Custodian-Days effective 3/14/23
Laurie Keefe/ MAMS Grade 6 Teacher/ end of 2022-23 school year
Davey Sapinski/ MASH Boys & Girls Assistant Track Coach*
Jan Farmer/ MAMS Grade 5/6 Assistant Volleyball Coach*
Jennifer Shipman/ MAMS Grade 7&8 Social Studies and Science/ end of 2022-23 school year
Ronette Lehman/ MASH Health & Physical Education Teacher/ end of 2022-23 school year
Laney Schulz/ MAES Special Education Assistant/ effective 3/31/23
Gail Hoffman/ SOAR Special Education Assistant/ effective 5/26/23 or last day of school

Recommendations:

Carmen Wells/ MAMS/MASH Choir Teacher
Salary: \$45,400 + benefits, 181 contract days, for the 2023-24 school year

Grace Krug/ MAMS Grade 5/6 Head Volleyball Coach
Salary: \$1,000

Kaitlyn Netzer/ MAMS Grade 5/6 Assistant Volleyball Coach
Salary: \$825

Tyler Kapitz/ MASH Boys & Girls Assistant Track Coach
Salary: \$1,900

Caleb Nowak/ MAMS Boys Head Track Coach
Salary: \$1,300

Cullin Peterson/ MASH Boys Assistant Tennis Coach
Salary: \$1,300

Ashley Jochimsen-McCarron/ MASH JV Softball Coach
Salary: \$1,700

Amanda Lange/ MASH JV2 Softball Coach
Salary: \$1,700

Recommendations continued

Marshall Vaughn/ MASH Science Teacher

Salary: \$47,900 + benefits, 181 contract days, for the 2023-24 school year

Dennis Hinderliter/ District Technology Engineer-part-time

Salary: \$56,000, no benefits, effective 4/1/23

Rachel Hovde/ MASH Health & Physical Education Teacher

Salary: \$42,900 + benefits, 181 contract days, for the 2023-24 school year

Transfer

Cameron Ewer/ MASH Custodian-Days to MAMS Custodian-Days effective 3/15/23

Judy Decker/ MASH Custodian-Nights to MASH Custodian-Days effective 3/15/23

Transfers for 2023-24 school year:

Kendra Junk/ MAMS/MASH Band Teacher to MAMS Band Teacher

Caitlyn Huls/ MAES/SES Early Childhood Special Education Teacher to MAES PreK Teacher

Justine Sova/ MAMS Grade 6-8 English Language Arts Teacher to MAMS Science Teacher,
grade level to be determined

Practicum Students / Student Teachers:

Kaitlyn Brooks/ Student Teaching/ MAES Grade 3 - Weissmiller/ 2/1/23-5/3/23

Kaelee Rudolph/ Student Teaching/ MAES Kindergarten – Leonard/ 2nd semester

Karli Nelson/ 10 hours Observation/ SES Kindergarten – Nelson

Brenda Mahner/ 20 hours Observation/ MAES/ Schoenborn & Galli

* This release is contingent upon a suitable replacement being found, and/or upon acceptance of another coaching position.

All recommendations for new hires are contingent upon receipt of satisfactory results of criminal background check, pre-employment drug test, TB tests questionnaire and pre-employment physical.



Becky Goodrich <goodrbe@medford.k12.wi.us>

Fwd: Medford MS Track

1 message

Ryan Pilgrim <pilgrry@medford.k12.wi.us>
To: "GOODRICH, BECKY" <GOODRBE@medford.k12.wi.us>

Thu, Feb 23, 2023 at 4:12 PM

I was able to get in touch with Larry about coaching middle school track. Here is his resignation email.

Thanks

----- Forwarded message -----

From: **First Baptist Church Office** <office@fbcmedford.com>
Date: Thu, Feb 23, 2023 at 4:49 PM
Subject: Re: Medford MS Track
To: Ryan Pilgrim <pilgrry@medford.k12.wi.us>

That is correct, Ryan. Mr Hrabý probably told you that I had a conversation with him back in the fall, and expressed that I thought it was time to step back from that coaching. I have enjoyed it immensely, but feel like I don't have the time and energy to devote to the job. Thank you for the opportunity the last two years to work with the kids and the other coaches!

On Thu, Feb 23, 2023 at 1:58 PM Ryan Pilgrim <pilgrry@medford.k12.wi.us> wrote:

Larry

I have been made aware that you may not be able to coach middle school track this year. Is that correct?

Thanks

--



Ryan Pilgrim
Activities Director, Medford Area School District

715-748-5951 | pilgrry@medford.k12.wi.us
1015 W Broadway Medford, WI 54451

Create your own email signature

--
Larry Diepenbrock
Office Manager



--
Ryan Pilgrim

February 23, 2023

Dear Mr. Sullivan, Mr. Miller and the Board of Education,

I wish to inform you of my decision to retire from my teaching position at the end of the 2022-2023 school year. It has been a privilege to work for the Medford Area Public Schools and serve young children in this community since the fall of 1992. Thank you for allowing me to be a part of this exceptional, educational system for so many years.


May the Medford Raiders continue to experience great success in the classrooms, on the playing fields, and in their lives beyond the school walls. Go Big Red!


Sincerely,

Stacy L. Leonard

Stacy Leonard

Accepted: 2/23/2023

Pat Sullivan




Becky Goodrich <goodrbe@medford.k12.wi.us>

Fwd: 8th grade volleyball

1 message

Ryan Pilgrim <pilgrry@medford.k12.wi.us>
To: "GOODRICH, BECKY" <GOODRBE@medford.k12.wi.us>
Cc: "HRABY, JUSTIN" <HRABYJU@medford.k12.wi.us>

Thu, Feb 23, 2023 at 12:43 PM

A MAMS 8th grade volleyball coach position will need to be posted as well.

Thanks

----- Forwarded message -----

From: **Carlie Rau** <carlier@c21dairyland.com>
Date: Thu, Feb 23, 2023 at 11:53 AM
Subject: 8th grade volleyball
To: Ryan Pilgrim <pilgrry@medford.k12.wi.us>

Hi there,
Unfortunately, I will not be able to coach volleyball for the upcoming season. Hopefully this gives you enough time to find another coach, hoping to be able to come back in the future.

Carlie Rau

Sent from my iPhone

--
Ryan Pilgrim
Activities Director
Medford Area Schools
715-748-5951 (ext. 4484)

I lead to foster programs that will have a growth mindset, resiliency, empathy, and discipline.



As of today, 2-27-23,

I will be giving my
two weeks notice.

My last day will
be March 14th, 2023

- Mackenzie Higgins

MEDFORD AREA MIDDLE SCHOOL

609 E. Clark St Medford, WI 54461 Phone: (715)748-2616 Fax: (715) 748-1213

Justin Hraby, Principal - hrabyju@medford.k12.wi.us

Jodi Butler, Assistant Principal - butlejo@medford.k12.wi.us



Dear Mr. Sullivan, Mr. Hraby, School Board:

I am writing to inform you that I will be retiring at the end of this school year. I have enjoyed working in this school district and with the sixth graders for 36 years. It was **AWESOME!** Thank you for all your support!

Laurie Keefe

Accepted:

Pat Sullivan

3/6/2023



Becky Goodrich <goodrbe@medford.k12.wi.us>

Fwd: Track Coach

1 message

Ryan Pilgrim <pilgrry@medford.k12.wi.us>
To: "GOODRICH, BECKY" <GOODRBE@medford.k12.wi.us>
Cc: "SULLIVAN, SHAWN" <SULLISH@medford.k12.wi.us>

Mon, Mar 6, 2023 at 12:13 PM

Tyler Kaptiz, who was planning on being a volunteer track coach, will take this position from Davey.

Thanks

----- Forwarded message -----

From: Davey Sapinski <sapinda@medford.k12.wi.us>
Date: Mon, Mar 6, 2023 at 9:46 AM
Subject: Track Coach
To: Ryan Pilgrim <pilgrry@medford.k12.wi.us>


Good morning. This email is to officially notify you of my resignation from Assistant Track Coach effective immediately. Thank you.

--
Davey Sapinski
MASH Tech Ed
Room 407 Ext.496

--
Ryan Pilgrim
Activities Director
Medford Area Schools
715-748-5951 (ext. 4484)

I lead to foster programs that will have a growth mindset, resiliency, empathy, and discipline.





Becky Goodrich <goodrbe@medford.k12.wi.us>

Fwd: Just thinking about VB

1 message

Ryan Pilgrim <pilgrry@medford.k12.wi.us>
To: "GOODRICH, BECKY" <GOODRBE@medford.k12.wi.us>

Tue, Mar 7, 2023 at 2:20 PM

We will give contracts to Grace Krug and Kaitlyn Netzer.

Grace Krug (Head Coach) - \$1,000
Kaitlyn Netzer - \$825

Thanks

----- Forwarded message -----

From: **Jan Farmer** <farmeja@medford.k12.wi.us>
Date: Mon, Mar 6, 2023 at 4:07 PM
Subject: Just thinking about VB
To: Ryan Pilgrim <PILGRRY@medford.k12.wi.us>

Hey Ryan,

I was just talking to Grace Krug and she said that she thought her and Kaitlyn were going to be the coaches. Really there is no need for 3 coaches so I can bow out and let those two take it. I only did it to help Jackie Strick. So if that is why you were talking about splitting it 3 ways I'm good not to do it. I hope this makes sense.
Jan

--
Ryan Pilgrim
Activities Director
Medford Area Schools
715-748-5951 (ext. 4484)

I lead to foster programs that will have a growth mindset, resiliency, empathy, and discipline.



March 7, 2023

Mr. Sullivan
Mr. Hruby
MAPSD Board of Education

Good day!

I am writing to inform you of my intent to retire at the end of this 2022-2023 school year. Teaching is my first career choice and it was my pleasure to spend 30 years teaching in the Medford School District. There is truly wisdom in experience and in continuing education.

I would encourage you to continue to offer a myriad of learning opportunities for the staff, and do what you can to bring new ideas and experiences to both our staff and students. When I first started in Medford, I was so impressed with the forward-thinking progress and support for new teachers. The past decade has brought many changes and challenges to our profession - our kiddos need public schools, their caring staff, and many resources - now more than ever.

Please advise as to what I need to do to start the retirement process with the district.

Thank you!


Jenny Shipman

Accepted: 3/8/2023



Ronette Lehman
N2867 Oriole Drive
Medford, WI. 54451

March 8, 2023

Jill Lybert
Principal
Medford Area Senior High
1015 W Broadway
Medford, WI. 54451

Dear Mrs. Lybert,

I would like to inform you that I am retiring from my position as a Health/Physical Education Teacher for the Medford Area Public School District at the conclusion of the 2022-2023 school year.

I would like to thank you and the district for the opportunities of professional and personal growth that you/they have provided me during the past 36 years. I have enjoyed working for the Medford School District and appreciate the support provided to me during my teaching career.

If I can be of any further assistance, please let me know.

Sincerely,

Ronette S. Lehman

Ronette S. Lehman

Accepted: 3/8/2023

Pat Sullivan


Mr. Joe and Mr. Miller
MAES
1056 W Broadway Ave
Medford, WI

This is my 2 week notice. My last day will be Friday, March 31. I would like to say how grateful I am to have this job, and for the opportunity you have given me. This job has shown me the insides and outsides of working with kids. I have always wanted to work with kids but as this job has shown me, I do not think that I will be able to work with special education kids. I would also like to say how I have not felt welcome since the first day of school, people within this district have made me feel as if I can't do any part of my job right. I would like to say that I am not leaving because of the coworkers or as my ability or non ability to work with special education children. I am beyond grateful of everything this school district has given me, I am grateful for the ones that I could always go to for questions and not feel dumb even for a small question.

Laney Schulz

**Becky Goodrich** <goodrbe@medford.k12.wi.us>

(no subject)

1 message

Gail Hoffman <hoffmga@medford.k12.wi.us>

Mon, Mar 20, 2023 at 7:35 AM

To: Patrick Sullivan <sullipa@medford.k12.wi.us>, Joseph Greget <gregejo@medford.k12.wi.us>, Becky Goodrich <goodrbe@medford.k12.wi.us>

Dear Mr. Sullivan, Mr. Joe, and Becky Goodrich,

It is with mixed feelings of excitement and sadness that I am writing this letter to you, to inform you that I have decided to retire at the end of this school year. Ten years has gone by so fast!!

I thank you for giving me the opportunity to work with the young children in the elementary school during summer school, as well as the opportunity to make a difference in the lives of the Alternative High School and SOAR students.

I am very grateful to have been able to work with such wonderful and caring staff. It has been a great experience for me, and I have learned a lot over the years. I will miss this job, my co-workers, and all the students that I have made such a connection with.

With that said, I am very much looking forward to being able to spend more time going to the different shows, performances, and sporting events of our grandchildren.

If there is anything that I can do to make the transition for the next para who will take my place go more smoothly, don't hesitate to let me know.

Thank you again for the opportunity to have been part of the Medford Area School District.

Sincerely,
Gail Hoffman

RURAL VIRTUAL ACADEMY
Regular Board of Education Meeting
March 27, 2023

PERSONNEL REPORT

Resignations/Retirement/Termination:

Megan Dahlvig/ RVA Elementary Secretary, effective 3/13/2023

Darren Drewek/RVA Special Education Teacher/ end of 2022-23 school year

Recommendations for 2022-23 school year:

Megan Dahlvig/ RVA Elementary Secretary/ 12 month, 40 hours per week
Wage: \$16.74 per hour + 12-month support staff benefits, effective 3/14/23

Recommendations for 2023-24 school year:

Nicole O'Connor/ RVAEL Teacher & Interventionist
Salary: \$45,400 + \$1,200 extended year stipend + benefits, 220 contract days

Karla Svedarsky/ RVAHS Science Teacher
Salary: \$63,270 + \$1,200 extended year stipend + benefits, 220 contract days

Transfers for 2023-24 school year:

Nicole Wolf/ RVA Interventionist to RVA Assistant Director of Special Education & Interventionist,
Stipend: \$2,500, effective 7/1/2023

Practicum Students / Student Teachers:

Lily Hochhalter/Observation/ RVAHS – Sackmann/ 3/20/23-5/26/23

* This release is contingent upon a suitable replacement being found, and/or upon acceptance of another coaching position.

All recommendations for new hires are contingent upon receipt of satisfactory results of criminal background check, pre-employment drug test, TB tests questionnaire and pre-employment physical.

Darren Drewek
307 Luepke Way, Medford, WI 54451
715-573-2778
darren.drewek@ruralvirtual.org

February 23rd, 2023

Dear Medford School District and Rural Virtual Academy,

I will finish the remainder of my 2022-2023 contract and resign from my position at Rural Virtual Academy. Thank you for the amazing opportunity. I would like to stay, but I unfortunately must focus on other ventures. Working at the RVA has been my favorite educational experience since I started teaching in 2012. It has been an absolute pleasure working with all the staff, administration, and students in the Medford School District. I will greatly miss everyone.

Sincerely,

Darren Drewek 2-23-2023

Darren Drewek

received by Charu Hedel

2:11 p.m. 2-23-2023

*forwarded to Jen Harris for Board
Personnel Report*

MEDFORD AREA PUBLIC SCHOOL DISTRICT
124 West State Street
Medford, WI 54451

Public Meeting Notice
Board of Education Finance Committee Meeting

Meeting Date: Monday, March 27, 2023

Time: 4:00 p.m.

Location: Medford Area Public School District Office
124 W State Street
Medford, WI 54451

Purpose of Meeting:

1. Food Service Update
2. Review of the 2023-24 Budget
3. EAP Program
4. Life Insurance
5. Discussion of Teacher and Support Staff Requests
6. Pay increases 23-24
7. Consideration of Monthly Expenditures
8. Meeting Dates

Open Meeting Law Compliance: This notice was sent for posting to the Star News, WKEB/WIGM Radio, Medford Area Public Schools and the District Office on March 20, 2023. NOTE: This meeting is open to the public.

MONTHLY SCHOOL NUTRITION SERVICES REPORT



School Name/District Medford Area Public School District	Month February	Year 2023
To Audra Brooks	Prepared by: David Fisher	

FINANCIALS & PROGRAM PARTICIPATION

February 2023 with 17 days we had 7277 breakfast, 23073 lunch and 9816 in a la carte
February 2022 with 18 days we had 24330 breakfast, 28596 lunch and 7734 in a la carte
February 2021 with 16 days we had 11339 breakfast, 23481 lunch and 6632 in a la carte
February 2020 with 20 days we had 5881 breakfast, 28428 lunch and 14049 in a la carte
February 2019 with 14.5 days we had 3018 breakfast, 22398 lunch and 11880 in a la carte
February 2018 with 18 days we had 4044 breakfast, 26449 lunch and 13536 in a la carte

PROMOTIONS/SPECIALS/NEW PRODUCTS INTRODUCED

We celebrated National School Breakfast Week. The elementary students loved doing puzzles and colored for some amazing prizes. I recognized all of our foodservice workers for School Lunch Heros Day. Their endless dedication and commitment never goes un noticed. We have an amazing group of people feeding our kids! I had a great time sampling at the elementary schools. I sampled mixed berry chia seed pudding. The students thought it tasted “amazing”. One student thought the pudding looked like fish eggs. Dave Makovsky installed the new serving lines at MAES. I included some pictures for you on page 2.

TEAM EDUCATION/TRAINING/IN-SERVICES/MEETINGS/UPDATES

The monthly cooks meeting was completed. Monthly safety training was completed which covered kitchen safety.

CATERING EVENTS

Catering events included meetings, booster volleyball, SES PTO, PBIS Celebration, ACT snack and lunch, Valentine fun, Child Development Day and Dream Up meeting.

OTHER

I am preparing for the upcoming Administrative Review coming in April. Looking to work with Mrs. Kopp on the Farm to Fork event and menu. I am working on increasing participation with the help of Marketing and the district to increase participation in the food service program. I completed the 2023-24 commodity survey.

It is our pleasure to serve the students at your School District!

PHOTOS



Celebrating National School Breakfast Week with the students.



Look at those smiles! Sampling Mixed Berry Chia Seed Pudding at MAES.



Students at SES coming back for seconds. They love the samples.



The line is growing at MAES for some free samples.



Celebrating School Lunch Hero's Day at MAMS.



Getting the samples prepped up and ready to go.



Our hero at SES.



.MAES team. Great job!



MASH team. Thank you for all you do!



New serving lines installed at MAES.

B. Budget Development Calendar

1. Tentative Board Calendar

Monday, February 20	Proposed Budget Process to Board
Tuesday, February 21	Budget Materials to identified staff
Thursday, March 09	Non-instructional budgets submitted to district office
Thursday, March 09– Friday, March 17	District Office review of non-instructional budgets
Monday, March 27	Board review of non-instructional budgets
Thursday, April 06	Instructional budgets submitted to district office
Thursday, April 07 – Friday, April 21	District office review of instructional budgets
Monday, April 24	Board review of instructional budgets
May Board Meeting	Board review of revenue and other funds budgets Revenues and expenditures summarized, tax levy estimated Date of annual meeting set
Monday, June 26	Budget modifications considered and budget adopted by Board
TBD	Annual Meeting



10		Historical Data		Current Year		Budget Year	
3409 - Medford Area	Description	Actual		Budget		Budget	
Sce/Obj		2021 - 2022	% Δ	2022 - 2023	% Δ	2023 - 2024	% Δ
		2022		2023		2024	
Revenues							
127	Transfer from F27	\$0		\$0		\$0	0.00%
100	100 Source adjustments					\$0	
1--	Total Transfers In	\$0		\$0		\$0	
211	Property Tax	\$4,881,092	-22.45%	\$5,462,350	11.91%	\$5,232,757	-4.20%
212	Levy for Personal Property Tax Chargebacks	\$0		\$0		\$0	
213	Mobile Home Tax/Fees	\$23,415	3.24%	\$17,030	-27.27%	\$15,000	0.00%
240	Payments for Services	\$0		\$0		\$0	0.00%
244	Payments for Services Provided Local Governments	\$1,543	-63.00%	\$1,000	-35.19%	\$1,000	0.00%
262	Supply Resales	\$1,201	2525.14%	\$0	-100.00%	\$0	0.00%
264	Non-Capital Surplus Property Sale	\$29,694	-38.85%	\$18,000	-39.38%	\$18,000	0.00%
271	School Co-Curricular Admissions	\$27,381	-0.66%	\$25,000	-8.70%	\$25,000	0.00%
279	Other School Activity Income	\$9,607	5.83%	\$8,000	-16.73%	\$8,000	0.00%
280	Earnings on Investments	\$1,632	7.22%	\$2,000	22.56%	\$40,000	0.00%
291	Gifts, fundraising, contributions and development	\$1,984	-90.18%	\$5,000	151.96%	\$5,000	0.00%
292	Student Fees	\$34,983	65.17%	\$30,000	-14.24%	\$25,000	0.00%
293	Rentals	\$5,872	5238.18%	\$3,000	-48.91%	\$3,000	0.00%
295	Summer School Revenues	\$0	-100.00%	\$0		\$0	0.00%
297	Student Fines	\$1,145	-9.92%	\$500	-56.33%	\$500	0.00%
200	200 Source adjustments					\$0	
2--	Total Local	\$5,019,549	-22.18%	\$5,571,880	11.00%	\$5,373,257	-3.56%
340	Payments for Services	\$0		\$0		\$0	0.00%
341	Contracted Instruction/Base Cost Tuition--Non-OE	\$2,000	-50.00%	\$0	-100.00%	\$0	0.00%
343	Charges for Co-curricular Activities to WI School District	\$4,139	37.97%	\$0	-100.00%	\$0	0.00%
345	General Base Cost Tuition--Open Enrollment	\$8,962,661	15.41%	\$9,501,009	6.01%	\$9,950,000	4.73%
300	300 Source adjustments					\$0	
3--	Total Interdistrict Payments in Wisconsin	\$8,968,800	15.38%	\$9,501,009	5.93%	\$9,950,000	4.73%
400	400 Source adjustments					\$0	
4--	Total Interdistrict Payments Outside WI	\$0		\$0		\$0	
515	Non-SPED State Aid Transited through CESAs/Int. sources	\$0	-100.00%	\$0		\$0	0.00%
517	Federal Aids Transited through CESAs/Int. sources	\$0	-100.00%	\$0		\$0	0.00%
581	Medicaid Transits from CESAs	\$0	-100.00%	\$0		\$0	0.00%
500	500 Source adjustments					\$0	
5--	Total Intermediate Sources	\$0	-100.00%	\$0		\$0	
612	Transportation State Aid	\$163,893	18.61%	\$132,000	-19.46%	\$132,000	0.00%
613	Library (Common School Fund) Aid	\$101,633	4.05%	\$95,000	-6.53%	\$95,000	0.00%
615	Integration Aid (Resident)	\$0		\$0		\$0	
616	Integration Aid (Non-Resident)	\$0		\$0		\$0	
619	Other State Categorical Aid	\$0	-100.00%	\$0		\$0	0.00%
621	Equalization Aid	\$16,159,298	8.28%	\$15,443,854	-4.43%	\$15,797,837	2.29%
623	Special Adjustment Aid	\$0		\$0		\$0	
628	High Poverty Aid	\$0		\$0		\$0	
630	State Special Project Grants	\$97,741	-27.71%	\$101,102	3.44%	\$25,000	0.00%
650	State "SAGE"/"AGR" Aid	\$0		\$0		\$0	
660	State Revenue Through Local Governments	\$0		\$0		\$0	0.00%
690	Other Revenue from State Sources	\$0		\$0		\$0	0.00%
691	State Tax Exempt Computer Aid and Personal Property	\$161,128	12.33%	\$198,313	23.08%	\$198,313	0.00%
695	Per Pupil Categorical Aid	\$1,538,908	-0.81%	\$1,536,435	\$742	\$1,552,759	\$742
699	Other State Revenue	\$68,062	65344.67%	\$75,000	10.19%	\$0	0.00%
600	600 Source adjustments					\$0	
6--	Total Revenue from State Sources	\$18,290,663	7.42%	\$17,581,704	-3.88%	\$17,800,909	1.25%
713	Federal Vocational Education Aid Through DPI	\$16,448	-3.91%	\$17,176	4.43%	\$17,176	0.00%

		Historical Data		Current Year		Budget Year	
		2021 - 2022		2022 - 2023		2023 - 2024	
Sce/Obj	Description	2022	% Δ	2023	% Δ	2024	% Δ
10 3409 - Medford Area							
730	ESSE	\$1,218,721	171.52%	\$339,582	-72.14%	\$1,343,645	0.00%
751	ESEA Title I	\$294,283	-6.85%	\$317,407	7.86%	\$317,407	0.00%
780	Federal Aid Received through State Agencies - not DPI	\$398,613	2442.20%	\$267,045	-33.01%	\$267,045	0.00%
790	Other Revenue from Federal Sources	\$0		\$0		\$0	0.00%
700	700 Source adjustments					\$0	
7--	Federal Sources	\$1,928,065	141.75%	\$941,210	-51.18%	\$1,945,273	106.68%
850	Reorganization Settlement	\$0		\$0		\$0	0.00%
861	Equipment and Vehicle Sales	\$4,295	4.58%	\$3,000	-30.15%	\$3,000	0.00%
873	Long-Term Loans	\$0		\$0		\$0	0.00%
874	State Trust Fund Loans	\$0		\$0		\$0	0.00%
800	800 Source adjustments					\$0	
8--	Total Financing Sources	\$4,295	4.58%	\$3,000	-30.15%	\$3,000	0.00%
964	Insurance Claims and Reimbursements	\$761	-97.32%	\$0	-100.00%	\$0	0.00%
971	Refund of Prior Year Expense	\$96,327	-15.94%	\$120,000	24.58%	\$120,000	0.00%
972	Property Tax and Equalization Aid Refund	\$0	-100.00%	\$0		\$0	0.00%
990	Other Miscellaneous Revenues	\$1,245	-47.82%	\$1,000	-19.69%	\$1,000	0.00%
900	900 Source adjustments					\$0	
9--	Total Miscellaneous Revenues	\$98,333	-33.38%	\$121,000	23.05%	\$121,000	0.00%
Total Revenues		\$34,309,704	6.19%	\$33,719,803	-1.72%	\$35,193,439	4.37%



		Historical Data		Current Year		Budget Year	
		2021 - 2022		2022 - 2023		2023 - 2024	
Sce/Obj	Description	2022	% Δ	2023	% Δ	2024	% Δ
10 3409 - Medford Area							
E	Expenditures						
110	Certified	\$9,851,170	1.55%	\$10,150,182	3.04%	\$10,657,691	5.00%
120	Secretarial	\$542,660	5.10%	\$539,589	-0.57%	\$566,568	5.00%
130	Assistants	\$368,382	-5.91%	\$428,969	16.45%	\$450,417	5.00%
140	Students	\$97,907	78.36%	\$83,000	-15.23%	\$83,000	0.00%
150	Chaperones	\$14,423	93.41%	\$2,500	-82.67%	\$2,500	0.00%
160	Substitutes	\$207,691	19.37%	\$225,000	8.33%	\$225,000	0.00%
		\$0		\$0		\$0	0.00%
		\$0		\$0		\$0	0.00%
		\$0		\$0		\$0	0.00%
		\$0		\$0		\$0	0.00%
		\$0		\$0		\$0	0.00%
100	100 Object Adjustments					\$0	
1--	Total Salaries	\$11,082,234	2.18%	\$11,429,240	3.13%	\$11,985,177	4.86%
210	Retirement	\$0		\$0		\$0	0.00%
211	Employee's Share Paid by Employer	\$0		\$0		\$0	0.00%
212	Employer's Share	\$696,252	-1.01%	\$722,250	3.73%	\$757,381	4.86%
218	Contribution to Employee Benefit Trust	\$226,115	-8.81%	\$210,000	-7.13%	\$210,000	0.00%
219	Other Employee Benefits	\$22,313	170.45%	\$40,000	79.27%	\$40,000	0.00%
220	Social Security	\$650,350	2.88%	\$676,749	4.06%	\$709,668	4.86%
229	Other	\$152,098	2.51%	\$157,012	3.23%	\$157,012	0.00%
243	Dental	\$208,619	-3.75%	\$227,410	9.01%	\$231,958	2.00%
244	HMO	\$2,910,645	2.14%	\$3,315,929	13.92%	\$3,481,725	5.00%
249	Other Health Coverage	\$360,891	-3.42%	\$369,025	2.25%	\$369,025	0.00%
251	Income Protection	\$36,804	2.27%	\$37,501	1.89%	\$39,376	5.00%
291	College Credit Reimbursement	\$9,450	-25.05%	\$30,000	217.46%	\$30,000	0.00%
292	Annuity Payments by District	\$36,000	21.21%	\$36,000	0.00%	\$36,000	0.00%
200	200 Object Adjustments					\$0	
2--	Total Employee Benefits	\$5,309,538	0.97%	\$5,821,876	9.65%	\$6,062,145	4.13%
310	Personal Services	\$321,157	11.06%	\$283,376	-11.76%	\$283,376	0.00%
320		\$0		\$3,500		\$3,500	0.00%
321	Technology Related Repairs and Maintenance	\$7,616	87.91%	\$5,490	-27.92%	\$5,490	0.00%

Enter Fund 10 Adjustments		Historical Data		Current Year		Budget Year	
10		Actual		Budget		Budget	
3409 - Medford Area		2021 - 2022		2022 - 2023		2023 - 2024	
Sce/Obj	Description	2022	% Δ	2023	% Δ	2024	% Δ
322	Rentals of Computers and Related Equipment	\$65,169	13.26%	\$57,800	-11.31%	\$57,800	0.00%
324	Non-Technology Related Repairs and Maintenance	\$291,996	-45.49%	\$543,765	86.22%	\$543,765	0.00%
325	Vehicle and Equipment Rental	\$2,821	-36.27%	\$1,500	-46.82%	\$1,500	0.00%
326	Site Rental	\$0		\$0		\$0	0.00%
327	Construction Services	\$164,284	31.78%	\$141,300	-13.99%	\$141,300	0.00%
328	Building Rental	\$41,385	13.01%	\$51,900	25.41%	\$51,900	0.00%
329	Cleaning Services	\$20,529	26.15%	\$82,750	303.10%	\$82,750	0.00%
331	Gas for Heat	\$132,195	38.20%	\$140,000	5.90%	\$140,000	0.00%
336	Electricity for Other Than Heat	\$174,291	-7.14%	\$208,500	19.63%	\$208,500	0.00%
337	Water	\$21,860	5.15%	\$17,500	-19.94%	\$17,500	0.00%
338	Sewerage	\$24,458	-7.85%	\$27,500	12.44%	\$27,500	0.00%
341	Pupil Transportation	\$1,129,924	15.83%	\$1,357,110	20.11%	\$1,455,500	7.25%
342	Employee Travel	\$24,857	506.77%	\$46,265	86.13%	\$46,265	0.00%
343	Contracted Service Travel	\$0		\$0		\$0	0.00%
345	Pupil Lodging and Meals	\$2,682	139.36%	\$2,500	-6.78%	\$2,500	0.00%
348	Vehicle Fuel	\$16,611	220.98%	\$10,250	-38.29%	\$10,250	0.00%
351	Advertising	\$24,281	-15.24%	\$20,300	-16.39%	\$20,300	0.00%
353	Postage	\$20,883	-12.66%	\$25,600	22.59%	\$25,600	0.00%
355	Telephone	\$69,438	98.31%	\$63,110	-9.11%	\$63,110	0.00%
358	On-line communications	\$1,640	-13.62%	\$1,175	-28.35%	\$1,175	0.00%
360	Technology and Software Services	\$340,380	-3.64%	\$273,238	-19.73%	\$273,238	0.00%
362		\$29,401	3454.81%	\$0	-100.00%	\$0	0.00%
370	Payment to Non-Governmental Agencies and Individuals	\$0	-100.00%	\$0		\$0	0.00%
382	Payment to a WI School District - OE (Function 435000)	\$351,568	-10.69%	\$380,000	8.09%	\$378,304	-0.45%
382	Payment to a WI School District - NON OE	\$950		\$0	-100.00%	\$0	0.00%
386	Payment to CESA (Services only)	\$17,306	-12.52%	\$8,666	-49.92%	\$8,666	0.00%
387	Payment to State - NON VOUCHER	\$125	127.27%	\$0	-100.00%	\$0	0.00%
387	Payment to State - VOUCHER (Function 438000)	\$253,545	-5.15%	\$284,091	12.05%	\$284,091	0.00%
387	Payment to State - ICS (Function 439000)	\$0		\$9,264		\$0	\$9,264
389	Payment to WTCS District	\$5,525	-11.74%	\$5,000	-9.50%	\$5,000	0.00%
300	300 Object Adjustments					\$0	
3--	Total Purchased Services	\$3,556,876	0.67%	\$4,042,186	13.64%	\$4,138,880	2.39%
411	General Supplies	\$535,436	-2.18%	\$498,637	-6.87%	\$498,637	0.00%
415	Food	\$24,741	62.79%	\$16,600	-32.90%	\$16,600	0.00%
417	Paper	\$29,530	562.50%	\$25,000	-15.34%	\$25,000	0.00%
420	Apparel	\$26,121	-39.32%	\$28,700	9.87%	\$28,700	0.00%
431	Audiovisual	\$0		\$4,902		\$4,902	0.00%
432	Library Books	\$31,440	-35.12%	\$52,336	66.46%	\$52,336	0.00%
433	Newspapers	\$300	-58.16%	\$160	-46.67%	\$160	0.00%
434	Periodicals	\$1,382		\$3,000	117.12%	\$3,000	0.00%
435	Computer Software Programs	\$0		\$1,200		\$1,200	0.00%
439	Other Media	\$32,094	51.37%	\$16,999	-47.03%	\$16,999	0.00%
440	Non-Capital Equipment	\$194,478	58.91%	\$120,600	-37.99%	\$120,600	0.00%
460	Equipment Components	\$0	-100.00%	\$5,000		\$5,000	0.00%
470	Textbooks & Workbooks	\$153,700	561.12%	\$36,427	-76.30%	\$36,427	0.00%
480	Non-Capital Technology	\$27,461	-93.73%	\$74,302	170.57%	\$74,302	0.00%
481		\$64,653	34603.79%	\$7,912	-87.76%	\$7,912	0.00%
482		\$772,285	4242.26%	\$97,400	-87.39%	\$97,400	0.00%
483		\$2,106	-79.43%	\$9,360	344.35%	\$9,360	0.00%
490	Other Non-Capital Items	\$544	145.90%	\$2,030	273.23%	\$2,030	0.00%
400	400 Object Adjustments					\$0	
4--	Total Non-Capital Objects	\$1,896,271	46.64%	\$1,000,565	-47.24%	\$1,000,565	0.00%
511	Site Purchase	\$0		\$0		\$0	0.00%
521	Site Improvements Addition	\$76,353	378.16%	\$0	-100.00%	\$0	0.00%
522	Site Improvements Replacement	\$159,972	-14.05%	\$0	-100.00%	\$0	0.00%
537		\$0		\$0		\$0	0.00%
542	Building Improvements Replacement	\$521,151		\$0	-100.00%	\$0	0.00%
551	Equipment/Vehicles—Not Depreciated	\$4,636	-60.76%	\$13,000	180.41%	\$13,000	0.00%
553	Equipment/Vehicles—Individually Depreciated	\$0		\$0		\$0	0.00%
561	Equipment/Vehicles—Replacement—Not Depreciated	\$0		\$0		\$0	0.00%
562	Equipment/Vehicles—Replacement—Group Depreciated	\$3,654		\$0	-100.00%	\$0	0.00%
563	Equipment/Vehicles -- Replacement—Ind. Depreciated	\$28,262	235.47%	\$71,500	152.99%	\$71,500	0.00%

Enter Fund 10 Adjustments		Historical Data		Current Year		Budget Year	
10		Actual		Budget		Budget	
3409 - Medford Area		2021 - 2022		2022 - 2023		2023 - 2024	
Sce/Obj	Description	2022	% Δ	2023	% Δ	2024	% Δ
571		\$0		\$0		\$0	0.00%
572	Vehicle Rental	\$0		\$0		\$0	0.00%
581	Technology Related Hardware	\$0	-100.00%	\$0		\$0	0.00%
582	Technology Software	\$0		\$0		\$0	0.00%
500	500 Object Adjustments					\$0	
5--	Total Capital Objects	\$794,028	229.69%	\$84,500	-89.36%	\$84,500	0.00%
682	Temporary Note Interest	\$9,139	-64.13%	\$40,000	337.69%	\$40,000	0.00%
600	600 Object Adjustments					\$0	
6--	Total Debt Retirement	\$9,139	-64.13%	\$40,000	337.69%	\$40,000	0.00%
711	District Liability Insurance	\$45,038	-28.37%	\$46,000	2.14%	\$50,600	10.00%
712	District Property Insurance	\$42,331	-21.96%	\$50,223	18.64%	\$55,245	10.00%
713	Worker's Compensation	\$107,065	2.14%	\$60,000	-43.96%	\$66,000	10.00%
714	Fidelity Bond Premiums	\$1,955		\$1,935	-1.01%	\$1,935	0.00%
730	Unemployment Compensation	\$0	-100.00%	\$5,000		\$5,000	0.00%
700	700 Object Adjustments					\$0	
7--	Total Insurance and Judgments	\$196,388	-18.67%	\$163,158	-16.92%	\$178,780	9.57%
827	Special Education Fund	\$4,148,451	3.98%	\$5,223,965	25.93%	\$5,525,635	5.77%
838	Non-referendum Debt Fund	\$114,400		\$0	-100.00%	\$0	-100.00%
839	Referendum Debt Fund	\$0		\$0		\$0	-100.00%
846	Other Capital Projects Fund	\$1,015,000	97.09%	\$15,000	-98.52%	\$15,000	0.00%
850	Food Service	\$0		\$0		\$0	
899	Other Cooperatives Funds	\$5,125,098	-3.33%	\$5,834,322	13.84%	\$6,114,729	0.00%
800	800 Object Adjustments					\$0	0.00%
8--	Total Transfers	\$10,402,949	6.08%	\$11,073,287	6.44%	\$11,655,364	5.26%
935	State Grants Transited to Others	\$0	-100.00%	\$0		\$0	0.00%
940	Dues and Fees	\$85,853	78.10%	\$64,990	-24.30%	\$64,990	0.00%
941	District Dues/Fees	\$0		\$0		\$0	0.00%
950	Reorganization Settlement paid to others	\$0		\$0		\$0	0.00%
971	Refund payment	\$10,506		\$0	-100.00%	\$0	0.00%
972	Property Tax Chargeback and Equalization Aid Payment	\$0	-100.00%	\$0		\$0	0.00%
900	900 Object Adjustments					\$0	
9--	Total Other Objects	\$96,360	95.42%	\$64,990	-32.55%	\$64,990	0.00%
Total Expenditures		\$33,343,782	6.55%	\$33,719,802	1.13%	\$35,210,402	4.42%
Surplus/Deficit		\$965,922		\$1		-\$16,964	
Fund Balance		\$6,968,943	16.09%	\$6,968,944	0.00%	\$6,951,980	-0.24%
Fund Balance as a % of Expenditures		20.90%		20.67%		19.74%	

				2023-24	
Fd T Loc Obj Func	Prj	Fd T Loc Obj Func	Prj	CENTRAL AD	
231000 BOARD OF EDUCATION					
10 E 800 310 231000 000		BOARD OF EDUCATION/PERSONAL SERVICES/		34,130.00	
<u>Bdgt Year</u>	<u>Bdgt Type</u>	<u>Budget Detail Description</u>			<u>Amount</u>
2023-2024	CENTRAL AD	ANNUAL AUDIT			30,000.00
2023-2024	CENTRAL AD	BOARD CONFERENCE REGISTRATION			4,130.00
10 E 800 342 231000 000		BOARD OF EDUCATION/EMPLOYEE TRAVEL/		3,500.00	
<u>Bdgt Year</u>	<u>Bdgt Type</u>	<u>Budget Detail Description</u>			<u>Amount</u>
2023-2024	CENTRAL AD	BOARD OF ED TRAVEL/HOTELS			3,500.00
10 E 800 351 231000 000		BOARD OF EDUCATION/ADVERTISING/		5,000.00	
<u>Bdgt Year</u>	<u>Bdgt Type</u>	<u>Budget Detail Description</u>			<u>Amount</u>
2023-2024	CENTRAL AD	ADVERTISING, NEWSLETTERS, EMPLOYEE OF THE MONTH			5,000.00
10 E --- 3-- 231000 ---				42,630.00	
10 E 800 411 231000 000		BOARD OF EDUCATION/GENERAL SUPPLIES/		4,000.00	
<u>Bdgt Year</u>	<u>Bdgt Type</u>	<u>Budget Detail Description</u>			<u>Amount</u>
2023-2024	CENTRAL AD	AWARDS, DEDICATIONS, FLORAL ARRANGEMENTS, GREETING CARDS, MEALS, AND OTHER SUPPLIES			4,000.00
10 E --- 4-- 231000 ---				4,000.00	
10 E 800 940 231000 000		BOARD OF EDUCATION/DUES AND FEES/		9,400.00	
<u>Bdgt Year</u>	<u>Bdgt Type</u>	<u>Budget Detail Description</u>			<u>Amount</u>
2023-2024	CENTRAL AD	WASB MEMBERSHIP			8,600.00
2023-2024	CENTRAL AD	OTHER MEMBERSHIPS			800.00
10 E --- 9-- 231000 ---				9,400.00	
10 E 800 310 231500 000		BOARD OF EDUCATION - LEGAL/PERSONAL SERV		15,000.00	
<u>Bdgt Year</u>	<u>Bdgt Type</u>	<u>Budget Detail Description</u>			<u>Amount</u>
2023-2024	CENTRAL AD	LEGAL SERVICES FOR THE DISTRICT			15,000.00
10 E --- 3-- 231500 ---				15,000.00	
10 E --- --- 231--- ---				71,030.00	
232000 CENTRAL ADMINISTRATION					
10 E 800 310 232000 000		CENTRAL ADMINISTRATION/PERSONAL SERVICES		1,000.00	
<u>Bdgt Year</u>	<u>Bdgt Type</u>	<u>Budget Detail Description</u>			<u>Amount</u>
2023-2024	CENTRAL AD	GREAT LAKES WEATHER SERVICE & CONFERENCE FEES/ CONFERENCE FEES FOR SUPERINTENDENT AND SECRETARY TO SUPERINTENDENT			1,000.00
10 E 800 342 232000 000		CENTRAL ADMINISTRATION/EMPLOYEE TRAVEL/		700.00	
<u>Bdgt Year</u>	<u>Bdgt Type</u>	<u>Budget Detail Description</u>			<u>Amount</u>
2023-2024	CENTRAL AD	TRAVEL FOR CENTRAL OFFICE STAFF			700.00
10 E 800 355 232000 000		CENTRAL ADMINISTRATION/TELEPHONE/		420.00	
<u>Bdgt Year</u>	<u>Bdgt Type</u>	<u>Budget Detail Description</u>			<u>Amount</u>
2023-2024	CENTRAL AD	CELL PHONE REIMBURSEMENT			420.00
10 E --- 3-- 232000 ---				2,120.00	
10 E 800 411 232000 000		CENTRAL ADMINISTRATION/GENERAL SUPPLIES/		2,500.00	
<u>Bdgt Year</u>	<u>Bdgt Type</u>	<u>Budget Detail Description</u>			<u>Amount</u>
2023-2024	CENTRAL AD	SUPPLIES FOR DISTRICT OFFICE			2,500.00
10 E --- 4-- 232000 ---				2,500.00	
10 E 800 310 232300 000		STAFF RELATIONS/PERSONAL SERVICES/		5,000.00	
<u>Bdgt Year</u>	<u>Bdgt Type</u>	<u>Budget Detail Description</u>			<u>Amount</u>
2023-2024	CENTRAL AD	WELLNESS PROGRAM			5,000.00
10 E --- 3-- 232300 ---				5,000.00	

						2023-24						
Fd	T	Loc	Obj	Func	Prj	Fd	T	Loc	Obj	Func	Prj	CENTRAL AD
232000												
CENTRAL ADMINISTRATION												
10	E	---	---	232---	---							9,620.00
<hr/>												
Grand Expense Totals												
80,650.00												

Number of Accounts: 11

***** End of report *****

Fd	T	Loc	Obj	Func	Prj	Obj	2020-21 ACTUAL	2021-22 ACTUAL	2021-22 EXPENDED	2022-23 BUDGET	2022-23 EXPENDED	2023-24 BUDGET
231000 BOARD OF EDUCATION												
10	E	800	310	231000	000	PERSONAL SERVICES	52,834.04	39,601.16	26,115.00	30,000.00	31,525.00	0.00
10	E	800	342	231000	000	EMPLOYEE TRAVEL	0.00	930.00	930.00	5,000.00	896.90	0.00
10	E	800	351	231000	000	ADVERTISING	2,762.79	0.00	0.00	5,000.00	510.75	0.00
10	E	---	3--	231000	---	*PURCHASED SERVICES	55,596.83	40,531.16	27,045.00	40,000.00	32,932.65	0.00
10	E	800	411	231000	000	GENERAL SUPPLIES	9,199.64	5,413.92	2,603.88	4,000.00	5,803.18	0.00
10	E	800	415	231000	000	FOOD	91.98	21.99	0.00	0.00	37.61	0.00
10	E	---	4--	231000	---	*NON-CAPITAL OBJECTS	9,291.62	5,435.91	2,603.88	4,000.00	5,840.79	0.00
10	E	800	940	231000	000	DUES AND FEES	8,029.00	9,280.00	655.00	8,500.00	390.00	0.00
10	E	---	9--	231000	---	*OTHER EXPENDITURES	8,029.00	9,280.00	655.00	8,500.00	390.00	0.00
10	E	800	310	231500	000	PERSONAL SERVICES	21,517.60	20,765.69	17,587.69	11,500.00	21,425.10	0.00
10	E	800	310	231500	163	PERSONAL SERVICES	0.00	3,241.00	3,241.00	0.00	0.00	0.00
10	E	800	351	231500	000	ADVERTISING	0.00	3,844.80	0.00	0.00	0.00	0.00
10	E	---	3--	231500	---	*PURCHASED SERVICES	21,517.60	27,851.49	20,828.69	11,500.00	21,425.10	0.00
10	E	800	411	231500	000	GENERAL SUPPLIES	0.00	362.97	287.05	0.00	0.00	0.00
10	E	---	4--	231500	---	*NON-CAPITAL OBJECTS	0.00	362.97	287.05	0.00	0.00	0.00
10	E	---	---	231---	---	*BOARD OF EDUCATION	94,435.05	83,461.53	51,419.62	64,000.00	60,588.54	0.00
232000 CENTRAL ADMINISTRATION												
10	E	800	310	232000	000	PERSONAL SERVICES	668.05	1,264.74	1,136.74	1,000.00	975.56	0.00
10	E	800	342	232000	000	EMPLOYEE TRAVEL	132.75	1,069.63	1,022.11	700.00	327.32	0.00
10	E	800	355	232000	000	TELEPHONE	420.00	420.00	420.00	420.00	420.00	0.00
10	E	---	3--	232000	---	*PURCHASED SERVICES	1,220.80	2,754.37	2,578.85	2,120.00	1,722.88	0.00
10	E	800	411	232000	000	GENERAL SUPPLIES	2,194.27	2,583.00	1,631.66	2,500.00	1,618.40	0.00
10	E	800	440	232000	000	NON-CAPITAL EQUIPMENT	414.30	0.00	0.00	0.00	0.00	0.00
10	E	800	482	232000	000	TECHNOLOGY EQUIPMENT	119.99	0.00	0.00	0.00	0.00	0.00
10	E	800	490	232000	000	OTHER NON-CAPITAL OBJECTS	0.00	0.00	0.00	2,030.00	0.00	0.00
10	E	---	4--	232000	---	*NON-CAPITAL OBJECTS	2,728.56	2,583.00	1,631.66	4,530.00	1,618.40	0.00
10	E	800	940	232000	000	DUES AND FEES	4,115.00	3,860.00	800.00	0.00	100.00	0.00
10	E	---	9--	232000	---	*OTHER EXPENDITURES	4,115.00	3,860.00	800.00	0.00	100.00	0.00

Fd	T	Loc	Obj	Func	Prj	Obj	2020-21 ACTUAL	2021-22 ACTUAL	2021-22 EXPENDED	2022-23 BUDGET	2022-23 EXPENDED	2023-24 BUDGET
232000 CENTRAL ADMINISTRATION												
10	E	800	310	232300	000	PERSONAL SERVICES	0.00	0.00	0.00	0.00	120.00	0.00
10	E	---	3--	232300	---	*PURCHASED SERVICES	0.00	0.00	0.00	0.00	120.00	0.00
10	E	800	411	232300	000	GENERAL SUPPLIES	0.00	0.00	0.00	0.00	53.60	0.00
10	E	---	4--	232300	---	*NON-CAPITAL OBJECTS	0.00	0.00	0.00	0.00	53.60	0.00
10	E	800	940	232300	000	DUES AND FEES	0.00	0.00	0.00	0.00	1,000.00	0.00
10	E	---	9--	232300	---	*OTHER EXPENDITURES	0.00	0.00	0.00	0.00	1,000.00	0.00
10	E	---	---	232---	---	*CENTRAL ADMINISTRATION	8,064.36	9,197.37	5,010.51	6,650.00	4,614.88	0.00
Grand Expense Totals							102,499.41	92,658.90	56,430.13	70,650.00	65,203.42	0.00

Number of Accounts: 21

***** End of report *****

				2023-24		
Fd T Loc Obj Func	Prj	Fd T Loc Obj Func	Prj	CNTRL SRVC		
260000		CENTRAL SERVICES				
300		PURCHASED SERVICES				
10 E 800 310 260000 000		CENTRAL SERVICES/PERSONAL SERVICES/			15,000.00	
<u>Bdgt Year</u>	<u>Bdgt Type</u>	<u>Budget Detail Description</u>			<u>Amount</u>	
2023-2024	CNTRL SRVC	EMPLOYEE EXAMS			6,500.00	
2023-2024	CNTRL SRVC	DRUG TESTING			4,700.00	
2023-2024	CNTRL SRVC	BACKGROUND TESTS			3,800.00	
10 E 800 351 260000 000		CENTRAL SERVICES/ADVERTISING/			12,000.00	
<u>Bdgt Year</u>	<u>Bdgt Type</u>	<u>Budget Detail Description</u>			<u>Amount</u>	
2023-2024	CNTRL SRVC	ADVERTISING			12,000.00	
10 E 800 353 260000 000		CENTRAL SERVICES/POSTAGE/			25,600.00	
<u>Bdgt Year</u>	<u>Bdgt Type</u>	<u>Budget Detail Description</u>			<u>Amount</u>	
2023-2024	CNTRL SRVC	POSTAGE			25,600.00	
10 E 800 355 260000 000		CENTRAL SERVICES/TELEPHONE/			59,200.00	
<u>Bdgt Year</u>	<u>Bdgt Type</u>	<u>Budget Detail Description</u>			<u>Amount</u>	
2023-2024	CNTRL SRVC	TELEPHONE SERVICE			59,200.00	
10 E --- 3-- 260000 ---					111,800.00	
400		NON-CAPITAL OBJECTS				
10 E 800 411 260000 000		CENTRAL SERVICES/GENERAL SUPPLIES/			2,000.00	
<u>Bdgt Year</u>	<u>Bdgt Type</u>	<u>Budget Detail Description</u>			<u>Amount</u>	
2023-2024	CNTRL SRVC	SUPPLIES FOR CENTRAL OFFICE			2,000.00	
10 E 800 417 260000 000		CENTRAL SERVICES/PAPER/			25,000.00	
<u>Bdgt Year</u>	<u>Bdgt Type</u>	<u>Budget Detail Description</u>			<u>Amount</u>	
2023-2024	CNTRL SRVC	PAPER (WHITE AND COLOR)			25,000.00	
10 E 800 481 260000 000		CENTRAL SERVICES/TECH SUPPLIES/			2,000.00	
<u>Bdgt Year</u>	<u>Bdgt Type</u>	<u>Budget Detail Description</u>			<u>Amount</u>	
2023-2024	CNTRL SRVC	TECHNOLOGY SUPPLIES FOR DISTRICT OFFICE			2,000.00	
10 E --- 4-- 260000 ---					29,000.00	
10 E --- --- 260--- ---					140,800.00	
<hr/> Grand Expense Totals					140,800.00	

Number of Accounts: 7

***** End of report *****

Fd	T	Loc	Obj	Func	Prj	Obj	2020-21 ACTUAL	2021-22 ACTUAL	2021-22 EXPENDED	2022-23 BUDGET	2022-23 EXPENDED	2023-24 BUDGET	
259000 OTHER BUSINESS ADMINISTRATION													
300 PURCHASED SERVICES													
10	E	800	310	259000	000	PERSONAL SERVICES	0.00	9,435.00	0.00	0.00	2,938.78	0.00	
10	E	---	3--	259000	---	*PURCHASED SERVICES	0.00	9,435.00	0.00	0.00	2,938.78	0.00	
10	E	---	---	259---	---	*OTHER BUSINESS ADMINISTRATI	0.00	9,435.00	0.00	0.00	2,938.78	0.00	
260000 CENTRAL SERVICES													
300 PURCHASED SERVICES													
10	E	800	310	260000	000	PERSONAL SERVICES	9,169.10	13,699.00	8,311.95	15,000.00	9,310.49	0.00	
10	E	800	351	260000	000	ADVERTISING	17,514.75	17,803.94	8,383.54	12,000.00	7,489.77	0.00	
10	E	100	353	260000	900	POSTAGE	43.40	0.00	0.00	0.00	0.00	0.00	
10	E	800	353	260000	000	POSTAGE	23,867.88	20,883.32	15,123.61	25,600.00	14,673.53	0.00	
10	E	800	355	260000	000	TELEPHONE	30,034.74	64,766.62	44,904.06	59,200.00	47,397.92	0.00	
10	E	800	358	260000	000	ON-LINE COMMUNICATIONS	0.00	1,500.00	1,500.00	0.00	3,320.00	0.00	
10	E	800	360	260000	000	TECHNOLOGY & SOFTWARE SERVIC	700.00	0.00	0.00	0.00	0.00	0.00	
10	E	---	3--	260000	---	*PURCHASED SERVICES	81,329.87	118,652.88	78,223.16	111,800.00	82,191.71	0.00	
400 NON-CAPITAL OBJECTS													
10	E	800	411	260000	000	GENERAL SUPPLIES	1,881.33	4,940.03	4,352.87	2,000.00	4,138.09	0.00	
10	E	800	417	260000	000	PAPER	4,457.36	29,530.17	11,820.17	25,000.00	25,736.02	0.00	
10	E	800	440	260000	000	NON-CAPITAL EQUIPMENT	0.00	0.00	0.00	0.00	276.00	0.00	
10	E	800	481	260000	000	TECH SUPPLIES	0.00	175.98	65.99	2,000.00	1,090.69	0.00	
10	E	---	4--	260000	---	*NON-CAPITAL OBJECTS	6,338.69	34,646.18	16,239.03	29,000.00	31,240.80	0.00	
900 OTHER EXPENDITURES													
10	E	800	940	260000	000	DUES AND FEES	263.50	0.00	0.00	0.00	0.00	0.00	
10	E	---	9--	260000	---	*OTHER EXPENDITURES	263.50	0.00	0.00	0.00	0.00	0.00	
10	E	---	---	260---	---	*CENTRAL SERVICES	87,932.06	153,299.06	94,462.19	140,800.00	113,432.51	0.00	
264000 STAFF SERVICES													
300 PURCHASED SERVICES													
10	E	800	310	264400	000	PERSONAL SERVICES	0.00	675.00	675.00	0.00	0.00	0.00	
10	E	800	342	264400	000	EMPLOYEE TRAVEL	0.00	0.00	0.00	0.00	243.04	0.00	
10	E	---	3--	264400	---	*PURCHASED SERVICES	0.00	675.00	675.00	0.00	243.04	0.00	
10	E	---	---	264---	---	*STAFF SERVICES	0.00	675.00	675.00	0.00	243.04	0.00	

<u>Fd</u>	<u>T</u>	<u>Loc</u>	<u>Obj</u>	<u>Func</u>	<u>Prj</u>	<u>Obj</u>	<u>2020-21</u>	<u>2021-22</u>	<u>2021-22</u>	<u>2022-23</u>	<u>2022-23</u>	<u>2023-24</u>
							<u>ACTUAL</u>	<u>ACTUAL</u>	<u>EXPENDED</u>	<u>BUDGET</u>	<u>EXPENDED</u>	<u>BUDGET</u>
Grand	Expense	Totals					87,932.06	163,409.06	95,137.19	140,800.00	116,614.33	0.00

Number of Accounts: 15

***** End of report *****

										2023-24					
Fd	T	Loc	Obj	Func	Prj	Fd	T	Loc	Obj	Func	Prj	FAC ACQ			
10	E	100	327	255300	000							REMODELING/CONSTRUCTION SERVICES/	59,500.00		
												<u>Bdgt Year</u>	<u>Bdgt Type</u>	<u>Budget Detail Description</u>	<u>Amount</u>
												2023-2024	FAC ACQ	New LED light fixtures	22,000.00
												2023-2024	FAC ACQ	Interior door and restroom partition replacements	37,500.00
10	E	100	3--	255300											59,500.00
10	E	100	328	255400	000							RENTAL IN LIEU OF PURCHASE/BUILDING RENT	400.00		
												<u>Bdgt Year</u>	<u>Bdgt Type</u>	<u>Budget Detail Description</u>	<u>Amount</u>
												2023-2024	FAC ACQ	Park building rental for graduation	400.00
10	E	100	3--	255400											400.00
10	E	100	---	-----											59,900.00
10	E	101	327	255300	000							REMODELING/CONSTRUCTION SERVICES/	89,200.00		
												<u>Bdgt Year</u>	<u>Bdgt Type</u>	<u>Budget Detail Description</u>	<u>Amount</u>
												2023-2024	FAC ACQ	Demo existing heating vicaulic fittings/weld pipes	36,900.00
												2023-2024	FAC ACQ	Build 3 classrooms off of the library, electrical,data	52,300.00
10	E	101	3--	255300											89,200.00
10	E	101	563	255300	000							REMODELING/EQUIP - F/A REPLACEMENT/	31,200.00		
												<u>Bdgt Year</u>	<u>Bdgt Type</u>	<u>Budget Detail Description</u>	<u>Amount</u>
												2023-2024	FAC ACQ	Cabinets- new intervention rooms	12,700.00
												2023-2024	FAC ACQ	Restroom partition replacement	18,500.00
10	E	101	5--	255300											31,200.00
10	E	101	---	-----											120,400.00
10	E	200	327	255300	000							REMODELING/CONSTRUCTION SERVICES/	71,500.00		
												<u>Bdgt Year</u>	<u>Bdgt Type</u>	<u>Budget Detail Description</u>	<u>Amount</u>
												2023-2024	FAC ACQ	New LED light fixtures	9,800.00
												2023-2024	FAC ACQ	New doors South side large gym	54,000.00
												2023-2024	FAC ACQ	New flooring	7,700.00
10	E	200	3--	255300											71,500.00
10	E	200	---	-----											71,500.00
10	E	400	327	255300	000							REMODELING/CONSTRUCTION SERVICES/	15,700.00		
												<u>Bdgt Year</u>	<u>Bdgt Type</u>	<u>Budget Detail Description</u>	<u>Amount</u>
												2023-2024	FAC ACQ	Door replacement	8,200.00
												2023-2024	FAC ACQ	New LED Light Fixtures	7,500.00
10	E	400	3--	255300											15,700.00
10	E	400	328	255400	000							RENTAL IN LIEU OF PURCHASE/BUILDING RENT	46,500.00		
												<u>Bdgt Year</u>	<u>Bdgt Type</u>	<u>Budget Detail Description</u>	<u>Amount</u>
												2023-2024	FAC ACQ	Simek Center - Graduation Ceremony	2,200.00
												2023-2024	FAC ACQ	Prom	800.00
												2023-2024	FAC ACQ	Simek Center - Girls Hockey	15,000.00
												2023-2024	FAC ACQ	Simek Center - Boys Hockey	15,000.00
												2023-2024	FAC ACQ	Rainbow Gymnastics - Practice & Meets	5,000.00
												2023-2024	FAC ACQ	Whittlesey Baseball Field - Practice & Games	1,000.00
												2023-2024	FAC ACQ	Warehouse/storage rental and other misc rental	7,500.00
10	E	400	3--	255400											46,500.00
10	E	400	---	-----											62,200.00
10	E	800	327	255300	000							REMODELING/CONSTRUCTION SERVICES/	6,000.00		

										2023-24			
Fd	T	Loc	Obj	Func	Prj	Fd	T	Loc	Obj	Func	Prj	FAC ACQ	
10	E	800	327	255300	000	(continued)							
10	E	800	327	255300	000	(continued)							
<u>Bdgt Year</u>		<u>Bdgt Type</u>		<u>Budget Detail Description</u>								<u>Amount</u>	
2023-2024		FAC ACQ		Exterior stucco repair/painting								6,000.00	
10	E	800	3--	255300							6,000.00		
10	E	800	328	255400	000	RENTAL IN LIEU OF PURCHASE/BUILDING RENT						5,000.00	
<u>Bdgt Year</u>		<u>Bdgt Type</u>		<u>Budget Detail Description</u>								<u>Amount</u>	
2023-2024		FAC ACQ		Simek Center - District Wide Misc								5,000.00	
10	E	800	3--	255400							5,000.00		
10	E	800	---	-----							11,000.00		
Grand Expense Totals										325,000.00			

Number of Accounts: 9

***** End of report *****

							2023-24
Fd	T	Loc	Obj	Func	Prj	Fd T Loc Obj Func Prj	FISCAL
300						PURCHASED SERVICES	
10	E	800	310	252000	000	FISCAL/PERSONAL SERVICES/	9,150.00
						<u>Bdgt Year</u> <u>Bdgt Type</u> <u>Budget Detail Description</u> <u>Amount</u>	
						2023-2024 FISCAL BAIRD BUDGET MODEL	3,750.00
						2023-2024 FISCAL CONFERENCE FEES	1,200.00
						2023-2024 FISCAL TRAINING	1,700.00
						2023-2024 FISCAL SKYWARD TRAINING / ADDITIONAL SERVICES	2,500.00
10	E	---	31-	252000	---		9,150.00
10	E	800	342	252000	000	FISCAL/EMPLOYEE TRAVEL/	1,800.00
						<u>Bdgt Year</u> <u>Bdgt Type</u> <u>Budget Detail Description</u> <u>Amount</u>	
						2023-2024 FISCAL TRAVEL AND HOTEL EXPENSES	1,800.00
10	E	---	34-	252000	---		1,800.00
10	E	800	355	252000	000	FISCAL/TELEPHONE/	420.00
						<u>Bdgt Year</u> <u>Bdgt Type</u> <u>Budget Detail Description</u> <u>Amount</u>	
						2023-2024 FISCAL CELL PHONE REIMBURSEMENT	420.00
10	E	---	35-	252000	---		420.00
10	E	---	3--	252000	---		11,370.00
400						NON-CAPITAL OBJECTS	
10	E	800	411	252000	000	FISCAL/GENERAL SUPPLIES/	1,000.00
						<u>Bdgt Year</u> <u>Bdgt Type</u> <u>Budget Detail Description</u> <u>Amount</u>	
						2023-2024 FISCAL SUPPLIES AS NEEDED FOR FISCAL OFFICE	1,000.00
10	E	---	41-	252000	---		1,000.00
10	E	---	4--	252000	---		1,000.00
900						OTHER EXPENDITURES	
10	E	800	940	252000	000	FISCAL/DUES AND FEES/	7,630.00
						<u>Bdgt Year</u> <u>Bdgt Type</u> <u>Budget Detail Description</u> <u>Amount</u>	
						2023-2024 FISCAL WASBO DUES FOR DIRECTOR OF BUSINESS SERVICES AND OTHER DUES	1,130.00
						2023-2024 FISCAL CREDIT CARD USAGE FEES, FLEX SPENDING, & ABBY BANK CHARGES FOR PAYROLL SERVICES	6,500.00
10	E	---	94-	252000	---		7,630.00
10	E	---	9--	252000	---		7,630.00
Grand Expense Totals							20,000.00

Number of Accounts: 5

***** End of report *****

Fd	T	Loc	Obj	Func	Prj	Obj	2020-21	2021-22	2021-22	2022-23	2022-23	2023-24
							ACTUAL	ACTUAL	EXPENDED	BUDGET	EXPENDED	BUDGET
10	E	100	522	255000	000	SITE COMPONENTS/REPLACEMENT	186,132.00	0.00	0.00	0.00	0.00	0.00
10	E	100	5--	255000		*CAPITAL OBJECTS	186,132.00	0.00	0.00	0.00	0.00	0.00
10	E	100	521	255200	000	SITE COMPONENTS/REMODELING	15,968.34	0.00	0.00	0.00	0.00	0.00
10	E	100	522	255200	000	SITE COMPONENTS/REPLACEMENT	0.00	8,087.07	0.00	0.00	0.00	0.00
10	E	100	5--	255200		*CAPITAL OBJECTS	15,968.34	8,087.07	0.00	0.00	0.00	0.00
10	E	100	327	255300	000	CONSTRUCTION SERVICES	0.00	4,152.00	4,152.00	11,500.00	0.00	0.00
10	E	100	3--	255300		*PURCHASED SERVICES	0.00	4,152.00	4,152.00	11,500.00	0.00	0.00
10	E	100	328	255400	000	BUILDING RENTAL	730.00	350.00	350.00	400.00	220.00	0.00
10	E	100	3--	255400		*PURCHASED SERVICES	730.00	350.00	350.00	400.00	220.00	0.00
10	E	100	---	-----		*MEDFORD AREA ELEMENTARY SCH	202,830.34	12,589.07	4,502.00	11,900.00	220.00	0.00
10	E	101	521	255200	000	SITE COMPONENTS/REMODELING	0.00	33,520.90	0.00	0.00	33,605.30	0.00
10	E	101	5--	255200		*CAPITAL OBJECTS	0.00	33,520.90	0.00	0.00	33,605.30	0.00
10	E	101	327	255300	000	CONSTRUCTION SERVICES	0.00	0.00	0.00	48,500.00	22,324.00	0.00
10	E	101	3--	255300		*PURCHASED SERVICES	0.00	0.00	0.00	48,500.00	22,324.00	0.00
10	E	101	440	255300	000	NON-CAPITAL EQUIPMENT	0.00	0.00	0.00	0.00	29,833.00	0.00
10	E	101	4--	255300		*NON-CAPITAL OBJECTS	0.00	0.00	0.00	0.00	29,833.00	0.00
10	E	101	563	255300	000	EQUIP - F/A REPLACEMENT	8,424.62	0.00	0.00	25,000.00	6,264.00	0.00
10	E	101	5--	255300		*CAPITAL OBJECTS	8,424.62	0.00	0.00	25,000.00	6,264.00	0.00
10	E	101	---	-----		*STETSONVILLE ELEMENTARY SCH	8,424.62	33,520.90	0.00	73,500.00	92,026.30	0.00
10	E	200	521	255200	000	SITE COMPONENTS/REMODELING	0.00	35,357.57	35,357.57	0.00	0.00	0.00
10	E	200	5--	255200		*CAPITAL OBJECTS	0.00	35,357.57	35,357.57	0.00	0.00	0.00
10	E	200	327	255300	000	CONSTRUCTION SERVICES	0.00	22,822.50	5,190.00	41,350.00	0.00	0.00
10	E	200	3--	255300		*PURCHASED SERVICES	0.00	22,822.50	5,190.00	41,350.00	0.00	0.00
10	E	200	440	255300	000	NON-CAPITAL EQUIPMENT	0.00	0.00	0.00	0.00	8,375.00	0.00
10	E	200	4--	255300		*NON-CAPITAL OBJECTS	0.00	0.00	0.00	0.00	8,375.00	0.00
10	E	200	328	255400	000	BUILDING RENTAL	0.00	125.00	0.00	0.00	0.00	0.00
10	E	200	3--	255400		*PURCHASED SERVICES	0.00	125.00	0.00	0.00	0.00	0.00

Fd	T	Loc	Obj	Func	Prj	Obj	2020-21	2021-22	2021-22	2022-23	2022-23	2023-24
							ACTUAL	ACTUAL	EXPENDED	BUDGET	EXPENDED	BUDGET
10	E	200	---	-----		*MEDFORD AREA MIDDLE SCHOOL	0.00	58,305.07	40,547.57	41,350.00	8,375.00	0.00
10	E	400	327	255000	000	CONSTRUCTION SERVICES	26,300.00	0.00	0.00	0.00	0.00	0.00
10	E	400	3--	255000		*PURCHASED SERVICES	26,300.00	0.00	0.00	0.00	0.00	0.00
10	E	400	327	255100	000	CONSTRUCTION SERVICES	0.00	0.00	0.00	0.00	40,177.00	0.00
10	E	400	3--	255100		*PURCHASED SERVICES	0.00	0.00	0.00	0.00	40,177.00	0.00
10	E	400	411	255100	000	GENERAL SUPPLIES	0.00	0.00	0.00	0.00	1,599.64	0.00
10	E	400	4--	255100		*NON-CAPITAL OBJECTS	0.00	0.00	0.00	0.00	1,599.64	0.00
10	E	400	542	255100	000	BUILDING COMPONENTS/REPLACEM	0.00	129,133.00	0.00	0.00	42,564.11	0.00
10	E	400	5--	255100		*CAPITAL OBJECTS	0.00	129,133.00	0.00	0.00	42,564.11	0.00
10	E	400	521	255200	000	SITE COMPONENTS/REMODELING	0.00	7,475.00	7,475.00	0.00	0.00	0.00
10	E	400	5--	255200		*CAPITAL OBJECTS	0.00	7,475.00	7,475.00	0.00	0.00	0.00
10	E	400	327	255300	000	CONSTRUCTION SERVICES	0.00	11,865.97	11,865.97	25,200.00	4,200.00	0.00
10	E	400	3--	255300		*PURCHASED SERVICES	0.00	11,865.97	11,865.97	25,200.00	4,200.00	0.00
10	E	400	440	255300	000	NON-CAPITAL EQUIPMENT	0.00	0.00	0.00	0.00	18,226.86	0.00
10	E	400	4--	255300		*NON-CAPITAL OBJECTS	0.00	0.00	0.00	0.00	18,226.86	0.00
10	E	400	522	255300	000	SITE COMPONENTS/REPLACEMENT	0.00	151,885.00	0.00	0.00	0.00	0.00
10	E	400	542	255300	000	BUILDING COMPONENTS/REPLACEM	0.00	147,750.00	0.00	0.00	0.00	0.00
10	E	400	5--	255300		*CAPITAL OBJECTS	0.00	299,635.00	0.00	0.00	0.00	0.00
10	E	400	328	255400	000	BUILDING RENTAL	525.00	1,500.00	1,350.00	46,500.00	0.00	0.00
10	E	400	328	255400	960	BUILDING RENTAL	15,000.00	0.00	15,000.00	0.00	15,000.00	0.00
10	E	400	328	255400	961	BUILDING RENTAL	15,000.00	0.00	15,000.00	0.00	15,000.00	0.00
10	E	400	328	255400	962	BUILDING RENTAL	4,500.00	0.00	4,750.00	0.00	5,000.00	0.00
10	E	400	3--	255400		*PURCHASED SERVICES	35,025.00	1,500.00	36,100.00	46,500.00	35,000.00	0.00
10	E	400	---	-----		*MEDFORD AREA SENIOR HIGH	61,325.00	449,608.97	55,440.97	71,700.00	141,767.61	0.00
10	E	800	327	255000	000	CONSTRUCTION SERVICES	88,364.00	0.00	0.00	0.00	0.00	0.00
10	E	800	3--	255000		*PURCHASED SERVICES	88,364.00	0.00	0.00	0.00	0.00	0.00
10	E	800	327	255300	000	CONSTRUCTION SERVICES	10,000.00	125,443.52	3,243.50	14,750.00	3,190.00	0.00
10	E	800	3--	255300		*PURCHASED SERVICES	10,000.00	125,443.52	3,243.50	14,750.00	3,190.00	0.00

Fd	T	Loc	Obj	Func	Prj	Obj	2020-21	2021-22	2021-22	2022-23	2022-23	2023-24
							ACTUAL	ACTUAL	EXPENDED	BUDGET	EXPENDED	BUDGET
10	E	800	542	255300	000	BUILDING COMPONENTS/REPLACEM	0.00	6,230.00	6,230.00	0.00	0.00	0.00
10	E	800	563	255300	000	EQUIP - F/A REPLACEMENT	0.00	0.00	0.00	0.00	7,411.00	0.00
10	E	800	5--	255300		*CAPITAL OBJECTS	0.00	6,230.00	6,230.00	0.00	7,411.00	0.00
10	E	800	328	255400	000	BUILDING RENTAL	864.13	4,660.00	3,675.00	5,000.00	1,865.00	0.00
10	E	800	3--	255400		*PURCHASED SERVICES	864.13	4,660.00	3,675.00	5,000.00	1,865.00	0.00
10	E	800	---	-----		*DISTRICT WIDE	99,228.13	136,333.52	13,148.50	19,750.00	12,466.00	0.00
Grand Expense Totals							371,808.09	690,357.53	113,639.04	218,200.00	254,854.91	0.00

Number of Accounts: 31

***** End of report *****

		2020-21	2021-22	2021-22	2022-23	2022-23	2023-24
		ACTUAL	ACTUAL	EXPENDED	BUDGET	EXPENDED	BUDGET
252000	FISCAL						
300	PURCHASED SERVICES						
10 E 800 310 252000 000	FISCAL/PERSONAL SERVICES/	8,575.00	11,367.22	9,807.22	9,150.00	8,008.56	0.00
10 E 800 342 252000 000	FISCAL/EMPLOYEE TRAVEL/	0.00	415.30	171.90	1,800.00	1,135.89	0.00
10 E 800 355 252000 000	FISCAL/TELEPHONE/	420.00	420.00	420.00	420.00	420.00	0.00
10 E --- 3-- 252000 ---		8,995.00	12,202.52	10,399.12	11,370.00	9,564.45	0.00
400	NON-CAPITAL OBJECTS						
10 E 800 411 252000 000	FISCAL/GENERAL SUPPLIES/	2,104.07	1,079.81	1,079.81	1,200.00	1,517.60	0.00
10 E --- 4-- 252000 ---		2,104.07	1,079.81	1,079.81	1,200.00	1,517.60	0.00
900	OTHER EXPENDITURES						
10 E 800 940 252000 000	FISCAL/DUES AND FEES/	4,437.81	3,931.05	2,611.69	7,430.00	6,730.85	0.00
10 E --- 9-- 252000 ---		4,437.81	3,931.05	2,611.69	7,430.00	6,730.85	0.00
10 E --- --- 252--- ---		15,536.88	17,213.38	14,090.62	20,000.00	17,812.90	0.00
Grand Expense Totals		15,536.88	17,213.38	14,090.62	20,000.00	17,812.90	0.00

Number of Accounts: 5

***** End of report *****

										2023-24			
Fd	T	Loc	Obj	Func	Prj	Fd	T	Loc	Obj	Func	Prj	CLC	
80	E	800	411	240000	740							BUILDING ADMINISTRATION/GENERAL SUPPLIES	5,000.00
<u>Bdgt Year</u>										<u>Bdgt Type</u>	<u>Budget Detail Description</u>		<u>Amount</u>
2023-2024										CLC	CLC SUPPLIES - MAES/SES		5,000.00
80	E	---	4--	240000	---								5,000.00
80	E	---	---	240000	---								5,000.00
Grand Expense Totals													5,000.00

Number of Accounts: 1

***** End of report *****

Fd	T	Loc	Obj	Func	Prj	Obj	2020-21 ACTUAL	2021-22 ACTUAL	2021-22 EXPENDED	2022-23 BUDGET	2022-23 EXPENDED	2023-24 BUDGET
240000 BUILDING ADMINISTRATION												
80	E	800	411	240000	740	GENERAL SUPPLIES	3,866.77	3,147.76	1,323.83	5,000.00	1,926.77	0.00
80	E	800	415	240000	740	FOOD	17.96	0.00	0.00	0.00	0.00	0.00
80	E	800	---	240000	---	*DISTRICT WIDE	3,884.73	3,147.76	1,323.83	5,000.00	1,926.77	0.00
80	E	---	---	240000	---	*BUILDING ADMINISTRATION	3,884.73	3,147.76	1,323.83	5,000.00	1,926.77	0.00
393000 RECREATION ATHLETIC COMM SRVC												
80	E	800	411	393000	740	GENERAL SUPPLIES	124.50	0.00	0.00	0.00	0.00	0.00
80	E	800	---	393000	---	*DISTRICT WIDE	124.50	0.00	0.00	0.00	0.00	0.00
80	E	---	---	393000	---	*RECREATION ATHLETIC COMM SR	124.50	0.00	0.00	0.00	0.00	0.00
Grand Expense Totals							4,009.23	3,147.76	1,323.83	5,000.00	1,926.77	0.00

Number of Accounts: 3

***** End of report *****

2023-24

Fd T Loc Obj Func Prj Fd T Loc Obj Func Prj MAINTENANC
100 MEDFORD AREA ELEMENTARY SCH

10 E 100 324 254200 000 SITE REPAIRS/NON-TECH REPAIRS & MAINTENA 37,830.00

Bdgt Year	Bdgt Type	Budget Detail Description	Amount
2023-2024	MAINTENANC	Annual maintenance asphalt seal coating/line painting	14,700.00
2023-2024	MAINTENANC	Bore 6" line connect MAES to Team Building main	13,500.00
2023-2024	MAINTENANC	Sidewalk/apron replacement - 4th grade playground ent	5,400.00
2023-2024	MAINTENANC	Playground Asphalt to get to 20 to 1 grade new equip	4,230.00

10 E 100 324 254300 000 BUILDING REPAIRS/NON-TECH REPAIRS & MAIN 43,300.00

Bdgt Year	Bdgt Type	Budget Detail Description	Amount
2023-2024	MAINTENANC	Gym floor repair and top coat	3,600.00
2023-2024	MAINTENANC	Replacement faucets/water fountain/toilet	4,600.00
2023-2024	MAINTENANC	Maintenance & repair to exterior doors	2,500.00
2023-2024	MAINTENANC	Upgrade lighting switching gym and library	3,800.00
2023-2024	MAINTENANC	Gym Bleacher repairs	6,000.00
2023-2024	MAINTENANC	Repairs to main entrance vestibule glass and 10 classrms	7,400.00
2023-2024	MAINTENANC	Paint classroom 224, 312, 314, and LockerRms	3,900.00
2023-2024	MAINTENANC	Replace carpet classroom 224, 312, and 314	11,500.00

10 E 100 411 254300 000 BUILDING REPAIRS/GENERAL SUPPLIES/ 2,000.00

Bdgt Year	Bdgt Type	Budget Detail Description	Amount
2023-2024	MAINTENANC	Miscellaneous maintenance	2,000.00

10 E 100 324 254490 000 OTHER EQUIPMENT REPAIRS/NON-TECH REPAIRS 350.00

Bdgt Year	Bdgt Type	Budget Detail Description	Amount
2023-2024	MAINTENANC	Preventive maintenance to cleaning equipment	350.00

10 E 100 440 254900 000 OTHER MAINTENANCE/NON-CAPITAL EQUIPMENT/ 34,750.00

Bdgt Year	Bdgt Type	Budget Detail Description	Amount
2023-2024	MAINTENANC	Replacement 2 vacuums	1,400.00
2023-2024	MAINTENANC	Replace 3/16" chain/hardware	800.00
2023-2024	MAINTENANC	Restroom cleaning machine-Trident CC17XP	4,800.00
2023-2024	MAINTENANC	Replace 2 gym ceiling fans	5,200.00
2023-2024	MAINTENANC	Install 2 ceiling fans shed	900.00
2023-2024	MAINTENANC	Replacement floor equipment	3,600.00
2023-2024	MAINTENANC	Replace restroom stalls in East gym lockerRms	11,800.00
2023-2024	MAINTENANC	Replace 2nd chalkboards in 2 classrooms	3,200.00
2023-2024	MAINTENANC	50 Padded Folding Chairs	1,250.00
2023-2024	MAINTENANC	Furniture replacement	1,800.00

10 E 100 --- ----- 118,230.00

101 STETSONVILLE ELEMENTARY SCH

10 E 101 324 254200 000 SITE REPAIRS/NON-TECH REPAIRS & MAINTENA 21,300.00

Bdgt Year	Bdgt Type	Budget Detail Description	Amount
2023-2024	MAINTENANC	Asphalt repair	6,500.00
2023-2024	MAINTENANC	Playground area topsoil/landscape/seed grass	6,200.00
2023-2024	MAINTENANC	Landscaping front lawn/flower bed	2,800.00
2023-2024	MAINTENANC	Sidewalk replacement	5,800.00

10 E 101 411 254200 000 SITE REPAIRS/GENERAL SUPPLIES/ 1,400.00

Bdgt Year	Bdgt Type	Budget Detail Description	Amount
2023-2024	MAINTENANC	Parts to repair existing playground equipment	1,400.00

10 E 101 324 254300 000 BUILDING REPAIRS/NON-TECH REPAIRS & MAIN 22,200.00

Bdgt Year	Bdgt Type	Budget Detail Description	Amount
2023-2024	MAINTENANC	Door and door related hardware	1,750.00
2023-2024	MAINTENANC	Add electrical to 3 classrooms	4,500.00
2023-2024	MAINTENANC	Replace door storage shed	1,500.00
2023-2024	MAINTENANC	Replace vertical blinds all classrooms	6,950.00
2023-2024	MAINTENANC	Painting and minor repairs to classrooms	2,300.00

				2023-24		
Fd T Loc Obj Func	Prj	Fd T Loc Obj Func	Prj	MAINTENANC		
101		STETSONVILLE ELEMENTARY SCH				
10 E 101 324 254300 000		(continued)				
2023-2024	MAINTENANC	Carpet replacement			5,200.00	
10 E 101 411 254300 000		BUILDING REPAIRS/GENERAL SUPPLIES/		800.00		
<u>Bdgt Year</u>	<u>Bdgt Type</u>	<u>Budget Detail Description</u>			<u>Amount</u>	
2023-2024	MAINTENANC	Miscellaneous maintenance supplies			800.00	
10 E 101 324 254900 000		OTHER MAINTENANCE/NON-TECH REPAIRS & MAI		1,250.00		
<u>Bdgt Year</u>	<u>Bdgt Type</u>	<u>Budget Detail Description</u>			<u>Amount</u>	
2023-2024	MAINTENANC	Preventive maintenance to cleaning equipment			1,250.00	
10 E 101 440 254900 000		OTHER MAINTENANCE/NON-CAPITAL EQUIPMENT/		13,750.00		
<u>Bdgt Year</u>	<u>Bdgt Type</u>	<u>Budget Detail Description</u>			<u>Amount</u>	
2023-2024	MAINTENANC	Replacement vacuum cleaner			1,250.00	
2023-2024	MAINTENANC	Upgrade PA			6,700.00	
2023-2024	MAINTENANC	Replacement floor maintenance equipment			2,600.00	
2023-2024	MAINTENANC	Furniture replacement-reading tables/chairs			3,200.00	
10 E 101 --- -----				60,700.00		
200		MEDFORD AREA MIDDLE SCHOOL				
10 E 200 324 254200 000		SITE REPAIRS/NON-TECH REPAIRS & MAINTENA		25,420.00		
<u>Bdgt Year</u>	<u>Bdgt Type</u>	<u>Budget Detail Description</u>			<u>Amount</u>	
2023-2024	MAINTENANC	Asphalt repair/ line painting			6,800.00	
2023-2024	MAINTENANC	Remove East and South retaining wall, set grade accordingly			15,420.00	
2023-2024	MAINTENANC	Sidewalk replacement			3,200.00	
10 E 200 324 254300 000		BUILDING REPAIRS/NON-TECH REPAIRS & MAIN		78,475.00		
<u>Bdgt Year</u>	<u>Bdgt Type</u>	<u>Budget Detail Description</u>			<u>Amount</u>	
2023-2024	MAINTENANC	Annual large gym floor refinsh			2,300.00	
2023-2024	MAINTENANC	Repair stucco upper faade by loading dock			6,100.00	
2023-2024	MAINTENANC	Reconfigure Rm D133			16,000.00	
2023-2024	MAINTENANC	Door operator assist replacement			2,225.00	
2023-2024	MAINTENANC	Gym Bleacher repairs			40,000.00	
2023-2024	MAINTENANC	Replace door storage shed			1,500.00	
2023-2024	MAINTENANC	Replace/repair Auditorium bleacher boards			8,600.00	
2023-2024	MAINTENANC	General maintenance & repairs			1,750.00	
10 E 200 411 254300 000		BUILDING REPAIRS/GENERAL SUPPLIES/		3,250.00		
<u>Bdgt Year</u>	<u>Bdgt Type</u>	<u>Budget Detail Description</u>			<u>Amount</u>	
2023-2024	MAINTENANC	Miscellaneous maintenance supplies			3,250.00	
10 E 200 440 254300 000		BUILDING REPAIRS/NON-CAPITAL EQUIPMENT/		1,200.00		
<u>Bdgt Year</u>	<u>Bdgt Type</u>	<u>Budget Detail Description</u>			<u>Amount</u>	
2023-2024	MAINTENANC	Replace bottle fill water fountain			1,200.00	
10 E 200 324 254900 000		OTHER MAINTENANCE/NON-TECH REPAIRS & MAI		675.00		
<u>Bdgt Year</u>	<u>Bdgt Type</u>	<u>Budget Detail Description</u>			<u>Amount</u>	
2023-2024	MAINTENANC	Preventive maintenance to cleaning equipment			675.00	
10 E 200 440 254900 000		OTHER MAINTENANCE/NON-CAPITAL EQUIPMENT/		12,500.00		
<u>Bdgt Year</u>	<u>Bdgt Type</u>	<u>Budget Detail Description</u>			<u>Amount</u>	
2023-2024	MAINTENANC	Replacement vacuum cleaners			1,500.00	
2023-2024	MAINTENANC	Replacement floor maintenance equipment			8,600.00	
2023-2024	MAINTENANC	Purchase dry erase and fabric boards			2,400.00	
10 E 200 --- -----				121,520.00		

2023-24

Fd T Loc Obj Func Prj Fd T Loc Obj Func Prj MAINTENANC
400 MEDFORD AREA SENIOR HIGH

10 E 400 324 254200 000 SITE REPAIRS/NON-TECH REPAIRS & MAINTENA 116,950.00

Bdgt Year	Bdgt Type	Budget Detail Description	Amount
2023-2024	MAINTENANC	Asphalt - repair & line painting	23,750.00
2023-2024	MAINTENANC	Add gravel to barn/vehicle shed lots	6,000.00
2023-2024	MAINTENANC	Design/replace front lawn light base,poles,fixturesto LED	29,500.00
2023-2024	MAINTENANC	Fill in South ditch/landscape	6,200.00
2023-2024	MAINTENANC	Replace drain tile along MAES lot by the baseball field drains	8,600.00
2023-2024	MAINTENANC	Tennis Court repairs	11,500.00
2023-2024	MAINTENANC	Landscape to baseball field after 6" line buried feeding MAES	3,600.00
2023-2024	MAINTENANC	Concession/Restroom; landscape,asphalt, fence	23,000.00
2023-2024	MAINTENANC	Athletic field maintenance	4,800.00

10 E 400 324 254300 000 BUILDING REPAIRS/NON-TECH REPAIRS & MAIN 72,190.00

Bdgt Year	Bdgt Type	Budget Detail Description	Amount
2023-2024	MAINTENANC	Annual painting classrooms and east stairwell	2,100.00
2023-2024	MAINTENANC	2 x 4 LED panels for classrooms 218,219,220 (48 pcs)	10,800.00
2023-2024	MAINTENANC	Gym floor- annual re-coat	2,850.00
2023-2024	MAINTENANC	Replace theater stage curtains	20,000.00
2023-2024	MAINTENANC	Gym Bleacher repair	32,490.00
2023-2024	MAINTENANC	General maintenance & repairs	1,450.00
2023-2024	MAINTENANC	Elevator repair & maintenance inspections	2,500.00

10 E 400 411 254300 000 BUILDING REPAIRS/GENERAL SUPPLIES/ 2,500.00

Bdgt Year	Bdgt Type	Budget Detail Description	Amount
2023-2024	MAINTENANC	Miscellaneous maintenance supplies	2,500.00

10 E 400 324 254900 000 OTHER MAINTENANCE/NON-TECH REPAIRS & MAI 3,850.00

Bdgt Year	Bdgt Type	Budget Detail Description	Amount
2023-2024	MAINTENANC	Repair laundry equipment	2,600.00
2023-2024	MAINTENANC	Preventive maintenance to cleaning equipment	1,250.00

10 E 400 440 254900 000 OTHER MAINTENANCE/NON-CAPITAL EQUIPMENT/ 18,100.00

Bdgt Year	Bdgt Type	Budget Detail Description	Amount
2023-2024	MAINTENANC	Tables/chairs	2,200.00
2023-2024	MAINTENANC	Pool equipment	1,600.00
2023-2024	MAINTENANC	Replacement vacuums	1,450.00
2023-2024	MAINTENANC	Restroom cleaning machine Trident CC17XP	4,800.00
2023-2024	MAINTENANC	Furniture - Teacher desks	8,050.00

10 E 400 --- ----- 213,590.00

800 DISTRICT WIDE

10 E 800 324 254200 000 SITE REPAIRS/NON-TECH REPAIRS & MAINTENA 13,800.00

Bdgt Year	Bdgt Type	Budget Detail Description	Amount
2023-2024	MAINTENANC	District Office asphalt repair	3,400.00
2023-2024	MAINTENANC	Maintenance to access road culvert/gravel	6,200.00
2023-2024	MAINTENANC	School Forest maintenance and repairs	4,200.00

10 E 800 324 254300 000 BUILDING REPAIRS/NON-TECH REPAIRS & MAIN 3,400.00

Bdgt Year	Bdgt Type	Budget Detail Description	Amount
2023-2024	MAINTENANC	Sump pump related maintenance	1,600.00
2023-2024	MAINTENANC	District Office maintenance and repairs	1,800.00

10 E 800 411 254300 000 BUILDING REPAIRS/GENERAL SUPPLIES/ 1,900.00

Bdgt Year	Bdgt Type	Budget Detail Description	Amount
2023-2024	MAINTENANC	School Forest plumbing replacement	1,900.00

10 E 800 940 254300 000 BUILDING REPAIRS/DUES AND FEES/ 450.00

2023-24

Fd T Loc Obj Func	Prj	Fd T Loc Obj Func	Prj	MAINTENANC
800		DISTRICT WIDE		

10 E 800 940 254300 000 (continued)

10 E 800 940 254300 000(continued)

<u>Bdgt Year</u>	<u>Bdgt Type</u>	<u>Budget Detail Description</u>	<u>Amount</u>
2023-2024	MAINTENANC	Dues	450.00
10 E 800 ---	-----		19,550.00

Grand Expense Totals 533,590.00

Number of Accounts: 26

***** End of report *****

MEDFORD AREA PUBLIC SCHOOL DISTRICT
MAINTENANCE EXPENDITURE BUDGET REPORT (Date: 3/2023)

Fd	T	Loc	Obj	Func	Prj	Obj	2020-21	2021-22	2021-22	2022-23	2022-23	2023-24
							ACTUAL	ACTUAL	EXPENDED	BUDGET	EXPENDED	BUDGET
10	E	100	411	254000	000	GENERAL SUPPLIES	0.00	0.00	28.14	0.00	162.66	0.00
10	E	100	4--	254000		*NON-CAPITAL OBJECTS	0.00	0.00	28.14	0.00	162.66	0.00
10	E	100	411	254100	000	GENERAL SUPPLIES	1,805.39	28.14	0.00	0.00	300.43	0.00
10	E	100	4--	254100		*NON-CAPITAL OBJECTS	1,805.39	28.14	0.00	0.00	300.43	0.00
10	E	100	324	254200	000	NON-TECH REPAIRS & MAINTENAN	9,205.76	35,763.66	34,289.16	28,830.00	19,787.93	0.00
10	E	100	325	254200	000	VEHICLE & EQUIPMENT RENTAL	22.00	0.00	0.00	0.00	0.00	0.00
10	E	100	3--	254200		*PURCHASED SERVICES	9,227.76	35,763.66	34,289.16	28,830.00	19,787.93	0.00
10	E	100	411	254200	000	GENERAL SUPPLIES	91.98	1,031.59	1,031.59	0.00	0.00	0.00
10	E	100	440	254200	000	NON-CAPITAL EQUIPMENT	0.00	0.00	0.00	0.00	3,221.00	0.00
10	E	100	4--	254200		*NON-CAPITAL OBJECTS	91.98	1,031.59	1,031.59	0.00	3,221.00	0.00
10	E	100	324	254300	000	NON-TECH REPAIRS & MAINTENAN	32,109.17	32,314.59	19,469.08	40,650.00	20,640.71	0.00
10	E	100	3--	254300		*PURCHASED SERVICES	32,109.17	32,314.59	19,469.08	40,650.00	20,640.71	0.00
10	E	100	411	254300	000	GENERAL SUPPLIES	4,505.31	2,560.10	2,050.10	2,000.00	1,414.70	0.00
10	E	100	440	254300	000	NON-CAPITAL EQUIPMENT	0.00	561.11	561.11	0.00	0.00	0.00
10	E	100	4--	254300		*NON-CAPITAL OBJECTS	4,505.31	3,121.21	2,611.21	2,000.00	1,414.70	0.00
10	E	100	324	254490	000	NON-TECH REPAIRS & MAINTENAN	0.00	0.00	0.00	0.00	1,116.01	0.00
10	E	100	3--	254490		*PURCHASED SERVICES	0.00	0.00	0.00	0.00	1,116.01	0.00
10	E	100	324	254900	000	NON-TECH REPAIRS & MAINTENAN	0.00	678.50	0.00	350.00	0.00	0.00
10	E	100	3--	254900		*PURCHASED SERVICES	0.00	678.50	0.00	350.00	0.00	0.00
10	E	100	440	254900	000	NON-CAPITAL EQUIPMENT	0.00	17,028.65	11,354.85	33,550.00	12,377.43	0.00
10	E	100	4--	254900		*NON-CAPITAL OBJECTS	0.00	17,028.65	11,354.85	33,550.00	12,377.43	0.00
10	E	100	---	254---		*MAINTENANCE	47,739.61	89,966.34	68,784.03	105,380.00	59,020.87	0.00
10	E	100	---	-----		*MEDFORD AREA ELEMENTARY SCH	47,739.61	89,966.34	68,784.03	105,380.00	59,020.87	0.00
10	E	101	411	254000	000	GENERAL SUPPLIES	0.00	0.00	31.76	0.00	0.00	0.00
10	E	101	4--	254000		*NON-CAPITAL OBJECTS	0.00	0.00	31.76	0.00	0.00	0.00
10	E	101	411	254100	000	GENERAL SUPPLIES	0.00	343.62	0.00	0.00	0.00	0.00
10	E	101	4--	254100		*NON-CAPITAL OBJECTS	0.00	343.62	0.00	0.00	0.00	0.00

Fd	T	Loc	Obj	Func	Prj	Obj	2020-21	2021-22	2021-22	2022-23	2022-23	2023-24
							ACTUAL	ACTUAL	EXPENDED	BUDGET	EXPENDED	BUDGET
10	E	101	324	254200	000	NON-TECH REPAIRS & MAINTENAN	1,086.11	8,162.81	6,424.81	85,300.00	21,892.39	0.00
10	E	101	3--	254200		*PURCHASED SERVICES	1,086.11	8,162.81	6,424.81	85,300.00	21,892.39	0.00
10	E	101	411	254200	000	GENERAL SUPPLIES	37.05	47.59	47.59	1,400.00	38.79	0.00
10	E	101	440	254200	000	NON-CAPITAL EQUIPMENT	0.00	1,484.16	0.00	0.00	0.00	0.00
10	E	101	4--	254200		*NON-CAPITAL OBJECTS	37.05	1,531.75	47.59	1,400.00	38.79	0.00
10	E	101	324	254300	000	NON-TECH REPAIRS & MAINTENAN	1,523.80	29,543.84	23,658.38	25,050.00	23,007.71	0.00
10	E	101	3--	254300		*PURCHASED SERVICES	1,523.80	29,543.84	23,658.38	25,050.00	23,007.71	0.00
10	E	101	411	254300	000	GENERAL SUPPLIES	161.10	0.00	0.00	800.00	36.00	0.00
10	E	101	440	254300	000	NON-CAPITAL EQUIPMENT	0.00	2,495.00	2,495.00	0.00	0.00	0.00
10	E	101	4--	254300		*NON-CAPITAL OBJECTS	161.10	2,495.00	2,495.00	800.00	36.00	0.00
10	E	101	324	254490	000	NON-TECH REPAIRS & MAINTENAN	0.00	0.00	0.00	0.00	1,744.92	0.00
10	E	101	3--	254490		*PURCHASED SERVICES	0.00	0.00	0.00	0.00	1,744.92	0.00
10	E	101	324	254900	000	NON-TECH REPAIRS & MAINTENAN	0.00	90.25	0.00	750.00	0.00	0.00
10	E	101	3--	254900		*PURCHASED SERVICES	0.00	90.25	0.00	750.00	0.00	0.00
10	E	101	440	254900	000	NON-CAPITAL EQUIPMENT	1,947.12	21,590.23	351.23	7,925.00	0.00	0.00
10	E	101	4--	254900		*NON-CAPITAL OBJECTS	1,947.12	21,590.23	351.23	7,925.00	0.00	0.00
10	E	101	---	254---		*MAINTENANCE	4,755.18	63,757.50	33,008.77	121,225.00	46,719.81	0.00
10	E	101	---	-----		*STETSONVILLE ELEMENTARY SCH	4,755.18	63,757.50	33,008.77	121,225.00	46,719.81	0.00
10	E	200	310	254100	000	PERSONAL SERVICES	257.04	0.00	0.00	0.00	0.00	0.00
10	E	200	3--	254100		*PURCHASED SERVICES	257.04	0.00	0.00	0.00	0.00	0.00
10	E	200	324	254200	000	NON-TECH REPAIRS & MAINTENAN	13,838.25	4,539.12	4,313.12	25,420.00	1,191.75	0.00
10	E	200	3--	254200		*PURCHASED SERVICES	13,838.25	4,539.12	4,313.12	25,420.00	1,191.75	0.00
10	E	200	411	254200	000	GENERAL SUPPLIES	15.18	161.98	161.98	0.00	0.00	0.00
10	E	200	440	254200	000	NON-CAPITAL EQUIPMENT	0.00	511.50	511.50	0.00	0.00	0.00
10	E	200	4--	254200		*NON-CAPITAL OBJECTS	15.18	673.48	673.48	0.00	0.00	0.00
10	E	200	324	254300	000	NON-TECH REPAIRS & MAINTENAN	79,605.48	29,394.74	28,443.81	220,190.00	11,909.62	0.00
10	E	200	3--	254300		*PURCHASED SERVICES	79,605.48	29,394.74	28,443.81	220,190.00	11,909.62	0.00

Fd	T	Loc	Obj	Func	Prj	Obj	2020-21	2021-22	2021-22	2022-23	2022-23	2023-24
							ACTUAL	ACTUAL	EXPENDED	BUDGET	EXPENDED	BUDGET
10	E	200	411	254300	000	GENERAL SUPPLIES	3,734.03	2,797.25	1,944.59	3,250.00	929.91	0.00
10	E	200	440	254300	000	NON-CAPITAL EQUIPMENT	0.00	0.00	0.00	1,200.00	554.81	0.00
10	E	200	4--	254300		*NON-CAPITAL OBJECTS	3,734.03	2,797.25	1,944.59	4,450.00	1,484.72	0.00
10	E	200	324	254490	000	NON-TECH REPAIRS & MAINTENAN	0.00	0.00	0.00	0.00	3,310.90	0.00
10	E	200	3--	254490		*PURCHASED SERVICES	0.00	0.00	0.00	0.00	3,310.90	0.00
10	E	200	551	254600	000	EQUIP ADDITION - NON-F/A	3,570.46	0.00	0.00	0.00	0.00	0.00
10	E	200	5--	254600		*CAPITAL OBJECTS	3,570.46	0.00	0.00	0.00	0.00	0.00
10	E	200	324	254900	000	NON-TECH REPAIRS & MAINTENAN	0.00	0.00	0.00	675.00	0.00	0.00
10	E	200	3--	254900		*PURCHASED SERVICES	0.00	0.00	0.00	675.00	0.00	0.00
10	E	200	440	254900	000	NON-CAPITAL EQUIPMENT	0.00	0.00	0.00	3,900.00	0.00	0.00
10	E	200	4--	254900		*NON-CAPITAL OBJECTS	0.00	0.00	0.00	3,900.00	0.00	0.00
10	E	200	---	254---		*MAINTENANCE	101,020.44	37,404.59	35,375.00	254,635.00	17,896.99	0.00
10	E	200	---	-----		*MEDFORD AREA MIDDLE SCHOOL	101,020.44	37,404.59	35,375.00	254,635.00	17,896.99	0.00
10	E	400	310	254100	000	PERSONAL SERVICES	128.52	0.00	0.00	0.00	0.00	0.00
10	E	400	3--	254100		*PURCHASED SERVICES	128.52	0.00	0.00	0.00	0.00	0.00
10	E	400	411	254100	000	GENERAL SUPPLIES	0.00	12.58	0.00	0.00	0.00	0.00
10	E	400	4--	254100		*NON-CAPITAL OBJECTS	0.00	12.58	0.00	0.00	0.00	0.00
10	E	400	324	254200	000	NON-TECH REPAIRS & MAINTENAN	140,802.52	7,186.10	6,121.80	36,800.00	35,438.81	0.00
10	E	400	3--	254200		*PURCHASED SERVICES	140,802.52	7,186.10	6,121.80	36,800.00	35,438.81	0.00
10	E	400	411	254200	000	GENERAL SUPPLIES	6,758.75	3,351.07	2,585.76	0.00	0.00	0.00
10	E	400	440	254200	000	NON-CAPITAL EQUIPMENT	1,285.00	4,300.00	0.00	0.00	0.00	0.00
10	E	400	4--	254200		*NON-CAPITAL OBJECTS	8,043.75	7,651.07	2,585.76	0.00	0.00	0.00
10	E	400	562	254200	000	VEHICLE REPLACEMENT	0.00	3,653.59	3,653.59	0.00	0.00	0.00
10	E	400	5--	254200		*CAPITAL OBJECTS	0.00	3,653.59	3,653.59	0.00	0.00	0.00
10	E	400	940	254200	000	DUES AND FEES	25.00	0.00	0.00	0.00	0.00	0.00
10	E	400	9--	254200		*OTHER EXPENDITURES	25.00	0.00	0.00	0.00	0.00	0.00
10	E	400	324	254300	000	NON-TECH REPAIRS & MAINTENAN	139,717.32	61,220.24	39,332.48	25,600.00	40,971.26	0.00

MEDFORD AREA PUBLIC SCHOOL DISTRICT
MAINTENANCE EXPENDITURE BUDGET REPORT (Date: 3/2023)

Fd	T	Loc	Obj	Func	Prj	Obj	2020-21	2021-22	2021-22	2022-23	2022-23	2023-24
							ACTUAL	ACTUAL	EXPENDED	BUDGET	EXPENDED	BUDGET
10	E	400	3--	254300		*PURCHASED SERVICES	139,717.32	61,220.24	39,332.48	25,600.00	40,971.26	0.00
10	E	400	411	254300	000	GENERAL SUPPLIES	2,330.21	2,207.82	1,468.72	2,500.00	11,708.00	0.00
10	E	400	440	254300	000	NON-CAPITAL EQUIPMENT	1,466.00	11,027.18	9,947.18	0.00	7,627.02	0.00
10	E	400	460	254300	000	EQUIPMENT COMPONENTS	593.28	0.00	0.00	0.00	0.00	0.00
10	E	400	4--	254300		*NON-CAPITAL OBJECTS	4,389.49	13,235.00	11,415.90	2,500.00	19,335.02	0.00
10	E	400	324	254490	000	NON-TECH REPAIRS & MAINTENAN	2,617.10	256.08	0.00	0.00	4,114.78	0.00
10	E	400	3--	254490		*PURCHASED SERVICES	2,617.10	256.08	0.00	0.00	4,114.78	0.00
10	E	400	324	254500	000	NON-TECH REPAIRS & MAINTENAN	0.00	50.00	50.00	0.00	249.95	0.00
10	E	400	3--	254500		*PURCHASED SERVICES	0.00	50.00	50.00	0.00	249.95	0.00
10	E	400	411	254500	000	GENERAL SUPPLIES	0.00	0.00	0.00	0.00	229.06	0.00
10	E	400	4--	254500		*NON-CAPITAL OBJECTS	0.00	0.00	0.00	0.00	229.06	0.00
10	E	400	324	254900	000	NON-TECH REPAIRS & MAINTENAN	12,369.92	634.17	252.00	1,800.00	0.00	0.00
10	E	400	3--	254900		*PURCHASED SERVICES	12,369.92	634.17	252.00	1,800.00	0.00	0.00
10	E	400	411	254900	000	GENERAL SUPPLIES	0.00	1,571.75	773.83	0.00	84.00	0.00
10	E	400	440	254900	000	NON-CAPITAL EQUIPMENT	623.00	0.00	0.00	6,550.00	2,915.16	0.00
10	E	400	4--	254900		*NON-CAPITAL OBJECTS	623.00	1,571.75	773.83	6,550.00	2,999.16	0.00
10	E	400	551	254900	000	EQUIP ADDITION - NON-F/A	4,675.00	0.00	0.00	0.00	0.00	0.00
10	E	400	563	254900	000	EQUIP - F/A REPLACEMENT	0.00	17,302.47	17,302.47	39,000.00	7,492.98	0.00
10	E	400	5--	254900		*CAPITAL OBJECTS	4,675.00	17,302.47	17,302.47	39,000.00	7,492.98	0.00
10	E	400	---	254---		*MAINTENANCE	313,391.62	112,773.05	81,487.83	112,250.00	110,831.02	0.00
10	E	400	---	-----		*MEDFORD AREA SENIOR HIGH	313,391.62	112,773.05	81,487.83	112,250.00	110,831.02	0.00
10	E	800	411	254100	000	GENERAL SUPPLIES	98.33	364.67	0.00	0.00	0.00	0.00
10	E	800	4--	254100		*NON-CAPITAL OBJECTS	98.33	364.67	0.00	0.00	0.00	0.00
10	E	800	324	254200	000	NON-TECH REPAIRS & MAINTENAN	179.74	12,624.90	7,738.51	4,800.00	2,753.09	0.00
10	E	800	3--	254200		*PURCHASED SERVICES	179.74	12,624.90	7,738.51	4,800.00	2,753.09	0.00
10	E	800	411	254200	000	GENERAL SUPPLIES	0.00	310.94	310.94	0.00	0.00	0.00
10	E	800	4--	254200		*NON-CAPITAL OBJECTS	0.00	310.94	310.94	0.00	0.00	0.00

Fd	T	Loc	Obj	Func	Prj	Obj	2020-21 ACTUAL	2021-22 ACTUAL	2021-22 EXPENDED	2022-23 BUDGET	2022-23 EXPENDED	2023-24 BUDGET
10	E	800	324	254300	000	NON-TECH REPAIRS & MAINTENAN	13,540.20	2,299.80	132.50	3,200.00	3,876.49	0.00
10	E	800	3--	254300		*PURCHASED SERVICES	13,540.20	2,299.80	132.50	3,200.00	3,876.49	0.00
10	E	800	411	254300	000	GENERAL SUPPLIES	0.00	1,101.42	262.86	1,900.00	378.32-	0.00
10	E	800	440	254300	000	NON-CAPITAL EQUIPMENT	0.00	1,116.85	1,116.85	0.00	157.39	0.00
10	E	800	4--	254300		*NON-CAPITAL OBJECTS	0.00	2,218.27	1,379.71	1,900.00	220.93-	0.00
10	E	800	940	254300	000	DUES AND FEES	0.00	0.00	0.00	450.00	0.00	0.00
10	E	800	9--	254300		*OTHER EXPENDITURES	0.00	0.00	0.00	450.00	0.00	0.00
10	E	800	324	254500	000	NON-TECH REPAIRS & MAINTENAN	0.00	0.00	0.00	0.00	617.39	0.00
10	E	800	3--	254500		*PURCHASED SERVICES	0.00	0.00	0.00	0.00	617.39	0.00
10	E	800	---	254---		*MAINTENANCE	13,818.27	17,818.58	9,561.66	10,350.00	7,026.04	0.00
10	E	800	---	-----		*DISTRICT WIDE	13,818.27	17,818.58	9,561.66	10,350.00	7,026.04	0.00
Grand Expense Totals							480,725.12	321,720.06	228,217.29	603,840.00	241,494.73	0.00

Number of Accounts: 61

***** End of report *****

										2023-24			
Fd	T	Loc	Obj	Func	Prj	Fd	T	Loc	Obj	Func	Prj	OPERATIONS	
10	E	100	310	253000	000							OPERATION/PERSONAL SERVICES/	200.00
												<u>Bdgt Year</u> <u>Bdgt Type</u> <u>Budget Detail Description</u> <u>Amount</u>	
												2023-2024 OPERATIONS Pest Control	200.00
10	E	100	324	253000	000							OPERATION/NON-TECH REPAIRS & MAINTENANCE	11,200.00
												<u>Bdgt Year</u> <u>Bdgt Type</u> <u>Budget Detail Description</u> <u>Amount</u>	
												2023-2024 OPERATIONS Fire Alarm/Extinguisher - Test and inspect	1,000.00
												2023-2024 OPERATIONS HVAC Maint/boiler inspections/PM's/Software	8,400.00
												2023-2024 OPERATIONS Kitchen Hood - fire suppression inspection	300.00
												2023-2024 OPERATIONS Clock & Lock Service	1,250.00
												2023-2024 OPERATIONS Misc Services	250.00
10	E	100	329	253000	000							OPERATION/CLEANING SERVICES/	18,300.00
												<u>Bdgt Year</u> <u>Bdgt Type</u> <u>Budget Detail Description</u> <u>Amount</u>	
												2023-2024 OPERATIONS Snow Removal/Salt	11,250.00
												2023-2024 OPERATIONS Garbage Removal/Recycling	5,800.00
												2023-2024 OPERATIONS Misc Services	1,250.00
10	E	100	348	253000	000							OPERATION/FUEL/	800.00
												<u>Bdgt Year</u> <u>Bdgt Type</u> <u>Budget Detail Description</u> <u>Amount</u>	
												2023-2024 OPERATIONS Gas,Oil	800.00
10	E	100	3--	253000									30,500.00
10	E	100	411	253000	000							OPERATION/GENERAL SUPPLIES/	24,050.00
												<u>Bdgt Year</u> <u>Bdgt Type</u> <u>Budget Detail Description</u> <u>Amount</u>	
												2023-2024 OPERATIONS General Janitorial Supplies	15,400.00
												2023-2024 OPERATIONS Hardware Supplies/Misc Parts	1,500.00
												2023-2024 OPERATIONS Electrical, Plumbing and Filter Supplies	2,250.00
												2023-2024 OPERATIONS Water Softener Salt	1,200.00
												2023-2024 OPERATIONS Replacement batteries for cleaning equip	1,200.00
												2023-2024 OPERATIONS Replace filters for air handlers	1,400.00
												2023-2024 OPERATIONS Lawn Care	1,100.00
10	E	100	4--	253000									24,050.00
10	E	100	940	253000	000							OPERATION/DUES AND FEES/	200.00
												<u>Bdgt Year</u> <u>Bdgt Type</u> <u>Budget Detail Description</u> <u>Amount</u>	
												2023-2024 OPERATIONS Boiler Inspection Fees	200.00
10	E	100	9--	253000									200.00
10	E	100	---	-----									54,750.00
10	E	101	310	253000	000							OPERATION/PERSONAL SERVICES/	100.00
												<u>Bdgt Year</u> <u>Bdgt Type</u> <u>Budget Detail Description</u> <u>Amount</u>	
												2023-2024 OPERATIONS Pest Control	100.00
10	E	101	324	253000	000							OPERATION/NON-TECH REPAIRS & MAINTENANCE	5,550.00
												<u>Bdgt Year</u> <u>Bdgt Type</u> <u>Budget Detail Description</u> <u>Amount</u>	
												2023-2024 OPERATIONS Water Testing	1,200.00
												2023-2024 OPERATIONS HVAC Maint/Boiler inspections/PM's/software	3,100.00
												2023-2024 OPERATIONS Fire Alarm/Extinguisher Inspection	250.00
												2023-2024 OPERATIONS Clock/Lock Service Repair	500.00
												2023-2024 OPERATIONS Misc Services	500.00
10	E	101	329	253000	000							OPERATION/CLEANING SERVICES/	11,300.00
												<u>Bdgt Year</u> <u>Bdgt Type</u> <u>Budget Detail Description</u> <u>Amount</u>	
												2023-2024 OPERATIONS Snow Removal/Salt	4,200.00
												2023-2024 OPERATIONS Garbage Removal/Recycling	4,600.00
												2023-2024 OPERATIONS Lawn Care	1,500.00
												2023-2024 OPERATIONS Misc Services	1,000.00
10	E	101	348	253000	000							OPERATION/FUEL/	250.00
												<u>Bdgt Year</u> <u>Bdgt Type</u> <u>Budget Detail Description</u> <u>Amount</u>	
												2023-2024 OPERATIONS Gas/Oil - Lawn Mower & Snow Blower	250.00

			2023-24			
Fd	T	Loc	Obj	Func	Prj	OPERATIONS
10	E	101	3--	253000		17,200.00
10	E	101	411	253000	000	OPERATION/GENERAL SUPPLIES/ 13,150.00
						<u>Bdgt Year</u> <u>Bdgt Type</u> <u>Budget Detail Description</u> <u>Amount</u>
						2023-2024 OPERATIONS General Cleaning Supplies 10,800.00
						2023-2024 OPERATIONS Water Softener Salt 800.00
						2023-2024 OPERATIONS Hardware/Electrical Misc Parts 1,250.00
						2023-2024 OPERATIONS Misc 300.00
10	E	101	4--	253000		13,150.00
10	E	101	940	253000	000	OPERATION/DUES AND FEES/ 100.00
						<u>Bdgt Year</u> <u>Bdgt Type</u> <u>Budget Detail Description</u> <u>Amount</u>
						2023-2024 OPERATIONS Boiler Inspection Fees 100.00
10	E	101	9--	253000		100.00
10	E	101	---	-----		30,450.00
10	E	200	310	253000	000	OPERATION/PERSONAL SERVICES/ 200.00
						<u>Bdgt Year</u> <u>Bdgt Type</u> <u>Budget Detail Description</u> <u>Amount</u>
						2023-2024 OPERATIONS Pest Control 200.00
10	E	200	324	253000	000	OPERATION/NON-TECH REPAIRS & MAINTENANCE 8,400.00
						<u>Bdgt Year</u> <u>Bdgt Type</u> <u>Budget Detail Description</u> <u>Amount</u>
						2023-2024 OPERATIONS HVAC Maint/Boiler Inspections/PM's/Software 6,300.00
						2023-2024 OPERATIONS Clocks & Lock Service Repair 800.00
						2023-2024 OPERATIONS Fire Alarm/Extinguisher - test & inspect 750.00
						2023-2024 OPERATIONS Kitchen Hood - fire suppression inspection 300.00
						2023-2024 OPERATIONS Misc Services 250.00
10	E	200	329	253000	000	OPERATION/CLEANING SERVICES/ 12,600.00
						<u>Bdgt Year</u> <u>Bdgt Type</u> <u>Budget Detail Description</u> <u>Amount</u>
						2023-2024 OPERATIONS Snow Removal/Salt 6,250.00
						2023-2024 OPERATIONS Garbage Removal / Recycling 5,600.00
						2023-2024 OPERATIONS Misc Services 750.00
10	E	200	348	253000	000	OPERATION/FUEL/ 700.00
						<u>Bdgt Year</u> <u>Bdgt Type</u> <u>Budget Detail Description</u> <u>Amount</u>
						2023-2024 OPERATIONS Gas, Oil - mower & snow blower 700.00
10	E	200	3--	253000		21,900.00
10	E	200	411	253000	000	OPERATION/GENERAL SUPPLIES/ 27,300.00
						<u>Bdgt Year</u> <u>Bdgt Type</u> <u>Budget Detail Description</u> <u>Amount</u>
						2023-2024 OPERATIONS General Janitorial Supplies 13,250.00
						2023-2024 OPERATIONS Hardware supplies/miscellaneous parts 2,200.00
						2023-2024 OPERATIONS Electrical,plumbing, filter supplies 2,750.00
						2023-2024 OPERATIONS Water Softener Salt 1,200.00
						2023-2024 OPERATIONS HVAC replacement air filters 5,200.00
						2023-2024 OPERATIONS Replacement batteries for cleaning equipment 1,200.00
						2023-2024 OPERATIONS Lawn Care 1,500.00
10	E	200	4--	253000		27,300.00
10	E	200	940	253000	000	OPERATION/DUES AND FEES/ 300.00
						<u>Bdgt Year</u> <u>Bdgt Type</u> <u>Budget Detail Description</u> <u>Amount</u>
						2023-2024 OPERATIONS Boiler Inspection Fees 300.00
10	E	200	9--	253000		300.00
10	E	200	---	-----		49,500.00
10	E	400	310	253000	000	OPERATION/PERSONAL SERVICES/ 1,800.00

							2023-24								
Fd	T	Loc	Obj	Func	Prj	Fd	T	Loc	Obj	Func	Prj	OPERATIONS			
10	E	400	310	253000	000	(continued)									
10	E	400	310	253000	000	(continued)									
												<u>Bdgt Year</u>	<u>Bdgt Type</u>	<u>Budget Detail Description</u>	<u>Amount</u>
												2023-2024	OPERATIONS	Pest Control	200.00
												2023-2024	OPERATIONS	Training and conferences	1,600.00
10	E	400	324	253000	000	OPERATION/NON-TECH REPAIRS & MAINTENANCE						14,650.00			
												<u>Bdgt Year</u>	<u>Bdgt Type</u>	<u>Budget Detail Description</u>	<u>Amount</u>
												2023-2024	OPERATIONS	Clock & Lock Service	1,250.00
												2023-2024	OPERATIONS	HVAC maintenance/boiler inspections/PM's/software	8,200.00
												2023-2024	OPERATIONS	Vehicle Repair/Maintenance	4,200.00
												2023-2024	OPERATIONS	Fire Alarm/Extinguisher - test and inspect	500.00
												2023-2024	OPERATIONS	Miscellaneous Services	500.00
10	E	400	329	253000	000	OPERATION/CLEANING SERVICES/						23,750.00			
												<u>Bdgt Year</u>	<u>Bdgt Type</u>	<u>Budget Detail Description</u>	<u>Amount</u>
												2023-2024	OPERATIONS	Snow Removal/Salt	13,200.00
												2023-2024	OPERATIONS	Garbage/Recycling	6,800.00
												2023-2024	OPERATIONS	Athletic events porta potties	1,750.00
												2023-2024	OPERATIONS	Miscellaneous Services	2,000.00
10	E	400	348	253000	000	OPERATION/FUEL/						2,250.00			
												<u>Bdgt Year</u>	<u>Bdgt Type</u>	<u>Budget Detail Description</u>	<u>Amount</u>
												2023-2024	OPERATIONS	Gas, Oil - mower & snow blower	2,250.00
10	E	400	3--	253000								42,450.00			
10	E	400	411	253000	000	OPERATION/GENERAL SUPPLIES/						54,800.00			
												<u>Bdgt Year</u>	<u>Bdgt Type</u>	<u>Budget Detail Description</u>	<u>Amount</u>
												2023-2024	OPERATIONS	General Janitorial Supplies	19,750.00
												2023-2024	OPERATIONS	Pool Supplies & Chemicals	19,500.00
												2023-2024	OPERATIONS	District Wide Fertilizer & MASH Lawn care	4,900.00
												2023-2024	OPERATIONS	Hardware/Electrical/Lighting Misc	3,650.00
												2023-2024	OPERATIONS	Replacement batteries for cleaning equipment	2,200.00
												2023-2024	OPERATIONS	Filters	2,100.00
												2023-2024	OPERATIONS	Miscellaneous	2,700.00
10	E	400	4--	253000								54,800.00			
10	E	400	563	253000	000	OPERATION/EQUIP - F/A REPLACEMENT/						7,500.00			
												<u>Bdgt Year</u>	<u>Bdgt Type</u>	<u>Budget Detail Description</u>	<u>Amount</u>
												2023-2024	OPERATIONS	Upgrade control panels for software upgrade	7,500.00
10	E	400	5--	253000								7,500.00			
10	E	400	940	253000	000	OPERATION/DUES AND FEES/						1,210.00			
												<u>Bdgt Year</u>	<u>Bdgt Type</u>	<u>Budget Detail Description</u>	<u>Amount</u>
												2023-2024	OPERATIONS	Elevator Permit	350.00
												2023-2024	OPERATIONS	Boiler Permits	160.00
												2023-2024	OPERATIONS	Boiler and Elevator Inspection Fees	450.00
												2023-2024	OPERATIONS	Dept. of Health License Renewal	250.00
10	E	400	9--	253000								1,210.00			
10	E	400	---	-----								105,960.00			
10	E	800	324	253000	000	OPERATION/NON-TECH REPAIRS & MAINTENANCE						2,550.00			
												<u>Bdgt Year</u>	<u>Bdgt Type</u>	<u>Budget Detail Description</u>	<u>Amount</u>
												2023-2024	OPERATIONS	Vehicle Repairs/Maintenance	2,250.00
												2023-2024	OPERATIONS	Fire Inspection and Repair	300.00
10	E	800	329	253000	000	OPERATION/CLEANING SERVICES/						4,650.00			
												<u>Bdgt Year</u>	<u>Bdgt Type</u>	<u>Budget Detail Description</u>	<u>Amount</u>
												2023-2024	OPERATIONS	Snow Removal / Salt & Sand	2,500.00
												2023-2024	OPERATIONS	Recycling of lamps/batteries/ballast	900.00

										2023-24					
Fd	T	Loc	Obj	Func	Prj	Fd	T	Loc	Obj	Func	Prj	OPERATIONS			
10	E	800	329	253000	000	(continued)									
10	E	800	329	253000	000	(continued)									
												<u>Budget Year</u>	<u>Bdgt Type</u>	<u>Budget Detail Description</u>	<u>Amount</u>
												2023-2024	OPERATIONS	Miscellaneous	1,250.00
10	E	800	331	253000	000	OPERATION/GAS FOR HEAT/						140,000.00			
												<u>Budget Year</u>	<u>Bdgt Type</u>	<u>Budget Detail Description</u>	<u>Amount</u>
												2023-2024	OPERATIONS	Gas - District Wide	140,000.00
10	E	800	336	253000	000	OPERATION/ELECTRICITY OTHER THAN HEAT/						208,500.00			
												<u>Budget Year</u>	<u>Bdgt Type</u>	<u>Budget Detail Description</u>	<u>Amount</u>
												2023-2024	OPERATIONS	Electricity - District Wide	208,500.00
10	E	800	337	253000	000	OPERATION/WATER SERVICE/						17,500.00			
												<u>Budget Year</u>	<u>Bdgt Type</u>	<u>Budget Detail Description</u>	<u>Amount</u>
												2023-2024	OPERATIONS	Water Service - District Wide	17,500.00
10	E	800	338	253000	000	OPERATION/SEWERAGE SERVICE/						27,500.00			
												<u>Budget Year</u>	<u>Bdgt Type</u>	<u>Budget Detail Description</u>	<u>Amount</u>
												2023-2024	OPERATIONS	Sewerage Service - District Wide	27,500.00
10	E	800	348	253000	000	OPERATION/FUEL/						6,250.00			
												<u>Budget Year</u>	<u>Bdgt Type</u>	<u>Budget Detail Description</u>	<u>Amount</u>
												2023-2024	OPERATIONS	Fuel	6,250.00
10	E	800	386	253000	000	OPERATION/PAYMENT TO CESA/						4,000.00			
												<u>Budget Year</u>	<u>Bdgt Type</u>	<u>Budget Detail Description</u>	<u>Amount</u>
												2023-2024	OPERATIONS	CESA	4,000.00
10	E	800	3--	253000								410,950.00			
10	E	800	411	253000	000	OPERATION/GENERAL SUPPLIES/						2,500.00			
												<u>Budget Year</u>	<u>Bdgt Type</u>	<u>Budget Detail Description</u>	<u>Amount</u>
												2023-2024	OPERATIONS	Supplies	2,500.00
10	E	800	4--	253000								2,500.00			
10	E	800	940	253000	000	OPERATION/DUES AND FEES/						1,000.00			
												<u>Budget Year</u>	<u>Bdgt Type</u>	<u>Budget Detail Description</u>	<u>Amount</u>
												2023-2024	OPERATIONS	License & Titles	600.00
												2023-2024	OPERATIONS	Permits for boilers/elevators	400.00
10	E	800	9--	253000								1,000.00			
10	E	800	---	-----								414,450.00			
Grand Expense Totals											655,110.00				

Number of Accounts: 35

***** End of report *****

Fd	T	Loc	Obj	Func	Prj	Obj	2020-21	2021-22	2021-22	2022-23	2022-23	2023-24
							ACTUAL	ACTUAL	EXPENDED	BUDGET	EXPENDED	BUDGET
10	E	100	310	253000	000	PERSONAL SERVICES	225.00	0.00	0.00	200.00	0.00	0.00
10	E	100	324	253000	000	NON-TECH REPAIRS & MAINTENAN	16,758.01	16,040.31	10,239.87	11,200.00	19,444.69	0.00
10	E	100	325	253000	000	VEHICLE & EQUIPMENT RENTAL	0.00	0.00	0.00	0.00	16.50	0.00
10	E	100	329	253000	000	CLEANING SERVICES	3,020.00	5,617.50	4,952.50	21,400.00	5,552.50	0.00
10	E	100	342	253000	000	EMPLOYEE TRAVEL	65.33	70.22	38.54	0.00	86.25	0.00
10	E	100	348	253000	000	FUEL	24.09	0.00	0.00	800.00	0.00	0.00
10	E	100	355	253000	000	TELEPHONE	120.00	120.00	120.00	0.00	120.00	0.00
10	E	100	3--	253000		*PURCHASED SERVICES	20,212.43	21,848.03	15,350.91	33,600.00	25,219.94	0.00
10	E	100	411	253000	000	GENERAL SUPPLIES	51,016.65	36,619.84	9,064.98	25,150.00	9,871.95	0.00
10	E	100	420	253000	000	APPAREL	136.00	228.90	228.90	0.00	148.00	0.00
10	E	100	440	253000	000	NON-CAPITAL EQUIPMENT	2,790.70	3,922.61	3,922.61	0.00	2,876.28	0.00
10	E	100	4--	253000		*NON-CAPITAL OBJECTS	53,943.35	40,771.35	13,216.49	25,150.00	12,896.23	0.00
10	E	100	551	253000	000	EQUIP ADDITION - NON-F/A	0.00	0.00	0.00	0.00	7,800.00	0.00
10	E	100	563	253000	000	EQUIP - F/A REPLACEMENT	0.00	10,959.55	0.00	0.00	0.00	0.00
10	E	100	5--	253000		*CAPITAL OBJECTS	0.00	10,959.55	0.00	0.00	7,800.00	0.00
10	E	100	940	253000	000	DUES AND FEES	250.00	0.00	0.00	200.00	0.00	0.00
10	E	100	9--	253000		*OTHER EXPENDITURES	250.00	0.00	0.00	200.00	0.00	0.00
10	E	100	---	-----		*MEDFORD AREA ELEMENTARY SCH	74,405.78	73,578.93	28,567.40	58,950.00	45,916.17	0.00
10	E	101	310	253000	000	PERSONAL SERVICES	0.00	0.00	0.00	100.00	0.00	0.00
10	E	101	324	253000	000	NON-TECH REPAIRS & MAINTENAN	13,780.07	8,570.33	5,227.75	5,550.00	10,806.39	0.00
10	E	101	325	253000	000	VEHICLE & EQUIPMENT RENTAL	0.00	0.00	0.00	0.00	33.00	0.00
10	E	101	329	253000	000	CLEANING SERVICES	920.00	1,420.00	1,300.00	12,700.00	1,610.00	0.00
10	E	101	342	253000	000	EMPLOYEE TRAVEL	128.76	28.67	28.67	0.00	48.03	0.00
10	E	101	348	253000	000	FUEL	46.47	0.00	0.00	250.00	34.97	0.00
10	E	101	355	253000	000	TELEPHONE	120.00	120.00	120.00	0.00	0.00	0.00
10	E	101	3--	253000		*PURCHASED SERVICES	14,995.30	10,139.00	6,676.42	18,600.00	12,532.39	0.00
10	E	101	411	253000	000	GENERAL SUPPLIES	18,062.16	21,438.47	3,582.27	14,600.00	3,767.48	0.00
10	E	101	420	253000	000	APPAREL	85.60	46.00	46.00	0.00	0.00	0.00
10	E	101	440	253000	000	NON-CAPITAL EQUIPMENT	0.00	15.99	0.00	0.00	0.00	0.00
10	E	101	4--	253000		*NON-CAPITAL OBJECTS	18,147.76	21,500.46	3,628.27	14,600.00	3,767.48	0.00
10	E	101	940	253000	000	DUES AND FEES	250.00	0.00	0.00	100.00	0.00	0.00
10	E	101	9--	253000		*OTHER EXPENDITURES	250.00	0.00	0.00	100.00	0.00	0.00

Fd	T	Loc	Obj	Func	Prj	Obj	2020-21	2021-22	2021-22	2022-23	2022-23	2023-24
							ACTUAL	ACTUAL	EXPENDED	BUDGET	EXPENDED	BUDGET
10	E	101	---	-----		*STETSONVILLE ELEMENTARY SCH	33,393.06	31,639.46	10,304.69	33,300.00	16,299.87	0.00
10	E	200	310	253000	000	PERSONAL SERVICES	0.00	0.00	0.00	200.00	242.25	0.00
10	E	200	324	253000	000	NON-TECH REPAIRS & MAINTENAN	17,941.39	14,302.51	7,961.99	8,400.00	16,697.22	0.00
10	E	200	329	253000	000	CLEANING SERVICES	2,570.00	3,037.50	2,632.50	14,550.00	2,507.50	0.00
10	E	200	348	253000	000	FUEL	141.31	0.00	0.00	700.00	0.00	0.00
10	E	200	3--	253000		*PURCHASED SERVICES	20,652.70	17,340.01	10,594.49	23,850.00	19,446.97	0.00
10	E	200	411	253000	000	GENERAL SUPPLIES	37,865.91	34,539.42	9,323.37	30,300.00	5,823.27	0.00
10	E	200	420	253000	000	APPAREL	268.80	259.90	259.90	0.00	212.00	0.00
10	E	200	440	253000	000	NON-CAPITAL EQUIPMENT	63.70	44.13	9.59	0.00	0.00	0.00
10	E	200	4--	253000		*NON-CAPITAL OBJECTS	38,198.41	34,843.45	9,592.86	30,300.00	6,035.27	0.00
10	E	200	551	253000	000	EQUIP ADDITION - NON-F/A	0.00	0.00	0.00	0.00	5,899.99	0.00
10	E	200	5--	253000		*CAPITAL OBJECTS	0.00	0.00	0.00	0.00	5,899.99	0.00
10	E	200	940	253000	000	DUES AND FEES	250.00	0.00	0.00	300.00	0.00	0.00
10	E	200	9--	253000		*OTHER EXPENDITURES	250.00	0.00	0.00	300.00	0.00	0.00
10	E	200	---	-----		*MEDFORD AREA MIDDLE SCHOOL	59,101.11	52,183.46	20,187.35	54,450.00	31,382.23	0.00
10	E	400	310	253000	000	PERSONAL SERVICES	130.00	0.00	0.00	1,800.00	2,452.25	0.00
10	E	400	324	253000	000	NON-TECH REPAIRS & MAINTENAN	36,041.86	17,701.67	13,055.33	14,650.00	32,481.58	0.00
10	E	400	325	253000	000	VEHICLE & EQUIPMENT RENTAL	192.50	221.00	221.00	0.00	0.00	0.00
10	E	400	329	253000	000	CLEANING SERVICES	8,670.52	8,581.00	7,611.00	29,450.00	9,145.00	0.00
10	E	400	335	253000	000	GAS - OTHER THAN HEAT	0.00	0.00	0.00	0.00	37.92	0.00
10	E	400	342	253000	000	EMPLOYEE TRAVEL	0.00	0.00	0.00	0.00	61.28	0.00
10	E	400	348	253000	000	FUEL	2,602.93	108.93	77.94	2,250.00	30.99	0.00
10	E	400	3--	253000		*PURCHASED SERVICES	47,637.81	26,612.60	20,965.27	48,150.00	44,209.02	0.00
10	E	400	411	253000	000	GENERAL SUPPLIES	83,367.07	110,050.71	40,472.60	66,850.00	30,395.31	0.00
10	E	400	411	253000	980	GENERAL SUPPLIES	16,408.79	0.00	0.00	0.00	0.00	0.00
10	E	400	420	253000	000	APPAREL	496.20	226.80	226.80	0.00	493.00	0.00
10	E	400	440	253000	000	NON-CAPITAL EQUIPMENT	6,693.36	3,655.27	2,239.28	0.00	1,608.69	0.00
10	E	400	440	253000	163	NON-CAPITAL EQUIPMENT	0.00	0.00	0.00	0.00	1,600.17	0.00
10	E	400	4--	253000		*NON-CAPITAL OBJECTS	106,965.42	113,932.78	42,938.68	66,850.00	34,097.17	0.00
10	E	400	563	253000	000	EQUIP - F/A REPLACEMENT	0.00	0.00	0.00	7,500.00	0.00	0.00
10	E	400	5--	253000		*CAPITAL OBJECTS	0.00	0.00	0.00	7,500.00	0.00	0.00

Fd	T	Loc	Obj	Func	Prj	Obj	2020-21	2021-22	2021-22	2022-23	2022-23	2023-24
							ACTUAL	ACTUAL	EXPENDED	BUDGET	EXPENDED	BUDGET
10	E	400	940	253000	000	DUES AND FEES	425.00	0.00	0.00	1,210.00	195.00	0.00
10	E	400	940	253000	980	DUES AND FEES	165.00	165.00	0.00	0.00	0.00	0.00
10	E	400	9--	253000		*OTHER EXPENDITURES	590.00	165.00	0.00	1,210.00	195.00	0.00
10	E	400	---	-----		*MEDFORD AREA SENIOR HIGH	155,193.23	140,710.38	63,903.95	123,710.00	78,501.19	0.00
10	E	510	411	253000	160	GENERAL SUPPLIES	1,050.00	389.31	0.00	0.00	0.00	0.00
10	E	510	440	253000	160	NON-CAPITAL EQUIPMENT	1,503.00	0.00	0.00	0.00	0.00	0.00
10	E	510	4--	253000		*NON-CAPITAL OBJECTS	2,553.00	389.31	0.00	0.00	0.00	0.00
10	E	510	---	-----		*HOLY ROSARY	2,553.00	389.31	0.00	0.00	0.00	0.00
10	E	520	411	253000	160	GENERAL SUPPLIES	597.05	0.00	0.00	0.00	0.00	0.00
10	E	520	4--	253000		*NON-CAPITAL OBJECTS	597.05	0.00	0.00	0.00	0.00	0.00
10	E	520	---	-----		*IMMANUEL LUTHERAN SCHOOL	597.05	0.00	0.00	0.00	0.00	0.00
10	E	800	310	253000	000	PERSONAL SERVICES	0.00	1,345.00	1,345.00	0.00	1,695.00	0.00
10	E	800	310	253000	699	PERSONAL SERVICES	0.00	0.00	0.00	0.00	6,026.00	0.00
10	E	800	324	253000	000	NON-TECH REPAIRS & MAINTENAN	4,543.54	9,361.52	4,160.93	2,550.00	6,016.95	0.00
10	E	800	325	253000	000	VEHICLE & EQUIPMENT RENTAL	0.00	0.00	0.00	0.00	71.50	0.00
10	E	800	325	253000	160	VEHICLE & EQUIPMENT RENTAL	1,040.00	0.00	0.00	0.00	0.00	0.00
10	E	800	329	253000	000	CLEANING SERVICES	1,093.00	1,872.50	1,702.50	4,650.00	1,782.50	0.00
10	E	800	331	253000	000	GAS FOR HEAT	95,655.44	132,195.02	94,153.65	140,000.00	85,636.52	0.00
10	E	800	336	253000	000	ELECTRICITY OTHER THAN HEAT	187,683.59	174,291.42	115,981.91	208,500.00	104,713.53	0.00
10	E	800	337	253000	000	WATER SERVICE	20,788.93	21,859.81	14,371.77	17,500.00	12,431.06	0.00
10	E	800	338	253000	000	SEWERAGE SERVICE	26,540.25	24,457.63	14,644.69	27,500.00	15,980.44	0.00
10	E	800	342	253000	000	EMPLOYEE TRAVEL	0.00	0.00	0.00	0.00	556.00	0.00
10	E	800	348	253000	000	FUEL	2,309.57	16,501.74	8,400.69	6,250.00	9,875.00	0.00
10	E	800	355	253000	000	TELEPHONE	0.00	0.00	0.00	0.00	120.00	0.00
10	E	800	362	253000	160	SOFTWARE AS A SERVICE	329.00	0.00	0.00	0.00	0.00	0.00
10	E	800	362	253000	163	SOFTWARE AS A SERVICE	0.00	3,828.00	3,828.00	0.00	13,480.25	0.00
10	E	800	362	253000	165	SOFTWARE AS A SERVICE	0.00	0.00	0.00	0.00	4,210.80	0.00
10	E	800	386	253000	000	PAYMENT TO CESA	4,565.00	5,425.00	3,316.50	4,419.00	3,714.25	0.00
10	E	800	3--	253000		*PURCHASED SERVICES	344,548.32	391,137.64	261,905.64	411,369.00	266,309.80	0.00
10	E	800	411	253000	000	GENERAL SUPPLIES	1,358.39	5,094.37	3,175.27	2,500.00	35.98	0.00
10	E	800	411	253000	160	GENERAL SUPPLIES	31,202.26	0.00	0.00	0.00	0.00	0.00
10	E	800	411	253000	163	GENERAL SUPPLIES	0.00	7,255.44	895.44	0.00	10,070.88	0.00
10	E	800	411	253000	195	GENERAL SUPPLIES	0.00	411.93	0.00	0.00	0.00	0.00

Fd	T	Loc	Obj	Func	Prj	Obj	2020-21	2021-22	2021-22	2022-23	2022-23	2023-24
							ACTUAL	ACTUAL	EXPENDED	BUDGET	EXPENDED	BUDGET
10	E	800	420	253000	160	APPAREL	21,299.83	0.00	0.00	0.00	0.00	0.00
10	E	800	440	253000	000	NON-CAPITAL EQUIPMENT	159.99	3,658.85	1,360.72	0.00	0.00	0.00
10	E	800	440	253000	160	NON-CAPITAL EQUIPMENT	61,764.73	0.00	0.00	0.00	0.00	0.00
10	E	800	4--	253000		*NON-CAPITAL OBJECTS	115,785.20	16,420.59	5,431.43	2,500.00	10,106.86	0.00
10	E	800	551	253000	160	EQUIP ADDITION - NON-F/A	3,569.50	0.00	0.00	0.00	0.00	0.00
10	E	800	551	253000	163	EQUIP ADDITION - NON-F/A	0.00	4,836.00	0.00	0.00	11,537.35	0.00
10	E	800	560	253000	163	EQUIPMENT REPLACEMENT	0.00	0.00	0.00	0.00	25,631.80	0.00
10	E	800	5--	253000		*CAPITAL OBJECTS	3,569.50	4,836.00	0.00	0.00	37,169.15	0.00
10	E	800	940	253000	000	DUES AND FEES	419.50	125.00	125.00	1,000.00	105.00	0.00
10	E	800	9--	253000		*OTHER EXPENDITURES	419.50	125.00	125.00	1,000.00	105.00	0.00
10	E	800	---	-----		*DISTRICT WIDE	464,322.52	412,519.23	267,462.07	414,869.00	313,690.81	0.00
Grand Expense Totals							789,565.75	711,020.77	390,425.46	685,279.00	485,790.27	0.00

Number of Accounts: 79

***** End of report *****

		2020-21	2021-22	2021-22	2022-23	2022-23	2023-24
		ACTUAL	ACTUAL	EXPENDED	BUDGET	EXPENDED	BUDGET
270000	INSURANCE AND JUDGMENTS						
10 E 800 711 270000 000	DISTRICT LIABILITY INSURANCE	62,878.50	45,037.75	34,568.78	46,000.00	12,742.99	0.00
10 E 800 712 270000 000	DISTRICT PROPERTY INSURANCE	54,244.00	42,330.75	30,378.75	50,223.00	23,495.78	0.00
10 E 800 713 270000 000	WORKERS COMPENSATION	104,822.00	107,064.75	75,918.68	60,000.00	9,027.06	0.00
10 E 800 714 270000 000	FIDELITY BOND PREMIUMS	0.00	1,954.75	1,378.35	1,935.00	956.82	0.00
10 E 800 730 270000 000	UNEMPLOYMENT COMPENSATION	19,527.17	0.00	0.00	5,000.00	0.00	0.00
10 E --- 7-- 270000 ---	*INSURANCE AND JUDGMENTS	241,471.67	196,388.00	142,244.56	163,158.00	46,222.65	0.00
10 E --- --- 270--- ---	*INSURANCE AND JUDGMENTS	241,471.67	196,388.00	142,244.56	163,158.00	46,222.65	0.00
281000	LONG-TERM CAPITAL DEBT						
10 E 800 678 281000 000	PRINCIPAL - CAPITAL LEASES	0.00	44,786.93	0.00	0.00	0.00	0.00
10 E 800 688 281000 000	INTEREST - CAPITAL LEASES	0.00	4,547.43	0.00	0.00	0.00	0.00
10 E --- 6-- 281000 ---	*DEBT REITREMENT	0.00	49,334.36	0.00	0.00	0.00	0.00
10 E --- --- 281--- ---	*LONG-TERM CAPITAL DEBT	0.00	49,334.36	0.00	0.00	0.00	0.00
283000	OPERATIONAL DEBT						
10 E 800 682 283000 000	INTEREST - TEMPORARY NOTES	25,475.64	9,138.87	4,444.43	40,000.00	3,069.43	0.00
10 E --- 6-- 283000 ---	*DEBT REITREMENT	25,475.64	9,138.87	4,444.43	40,000.00	3,069.43	0.00
10 E --- --- 283--- ---	*OPERATIONAL DEBT	25,475.64	9,138.87	4,444.43	40,000.00	3,069.43	0.00
299000	MISCELLANEOUS						
10 E 800 386 299000 000	PAYMENT TO CESA	3,920.00	3,632.00	2,724.00	4,247.00	3,185.25	0.00
10 E --- 3-- 299000 ---	*PURCHASED SERVICES	3,920.00	3,632.00	2,724.00	4,247.00	3,185.25	0.00
10 E --- --- 299--- ---	*MISCELLANEOUS	3,920.00	3,632.00	2,724.00	4,247.00	3,185.25	0.00

Fd	T	Loc	Obj	Func	Prj	Obj	2020-21	2021-22	2021-22	2022-23	2022-23	2023-24
							ACTUAL	ACTUAL	EXPENDED	BUDGET	EXPENDED	BUDGET
411000 TRANSFER FROM FUND 10												
10	E	600	827	411000	000	TRANSFER OUT - SPECIAL EDUCA	3,989,723.16	0.00	0.00	0.00	0.00	0.00
10	E	800	827	411000	000	TRANSFER OUT - SPECIAL EDUCA	0.00	4,148,450.70	0.00	5,223,966.00	0.00	0.00
10	E	800	838	411000	000	Transfer Out - Non-Refere De	0.00	114,400.00	0.00	0.00	0.00	0.00
10	E	800	846	411000	000	F46 CAPITAL IMPROVEMENT TRUS	515,000.00	1,015,000.00	0.00	15,000.00	0.00	0.00
10	E	800	899	411000	000	OTHER PACKAGE/COOPERATIVE PR	5,301,638.00	5,125,098.38	0.00	5,834,321.00	0.00	0.00
10	E	---	8--	411000	---	*OPERATING TRANSFER - OUT	9,806,361.16	10,402,949.08	0.00	11,073,287.00	0.00	0.00
10	E	---	---	411---	---	*TRANSFER FROM FUND 10	9,806,361.16	10,402,949.08	0.00	11,073,287.00	0.00	0.00
431000 GENERAL TUITION PAYMENTS												
10	E	400	382	431000	000	INTERDISTRICT PAYMENT IN - W	0.00	950.00	0.00	0.00	0.00	0.00
10	E	400	387	431000	000	PAYMENT TO STATE	0.00	0.00	0.00	0.00	763.00	0.00
10	E	800	387	431000	000	PAYMENT TO STATE	0.00	0.00	0.00	0.00	500.00	0.00
10	E	---	3--	431000	---	*PURCHASED SERVICES	0.00	950.00	0.00	0.00	1,263.00	0.00
10	E	---	---	431---	---	*GENERAL TUITION PAYMENTS	0.00	950.00	0.00	0.00	1,263.00	0.00
435000 OPEN ENROLLMENT PAYMENTS												
10	E	800	382	435000	000	INTERDISTRICT PAYMENT IN - W	393,656.00	351,568.00	0.00	380,000.00	0.00	0.00
10	E	---	3--	435000	---	*PURCHASED SERVICES	393,656.00	351,568.00	0.00	380,000.00	0.00	0.00
10	E	---	---	435---	---	*OPEN ENROLLMENT PAYMENTS	393,656.00	351,568.00	0.00	380,000.00	0.00	0.00
438000 GENERAL AID REDUCTION												
10	E	800	387	438000	000	PAYMENT TO STATE	267,315.00	253,545.00	0.00	284,091.00	0.00	0.00
10	E	---	3--	438000	---	*PURCHASED SERVICES	267,315.00	253,545.00	0.00	284,091.00	0.00	0.00
10	E	---	---	438---	---	*GENERAL AID REDUCTION	267,315.00	253,545.00	0.00	284,091.00	0.00	0.00

Fd	T	Loc	Obj	Func	Prj	Obj	2020-21 ACTUAL	2021-22 ACTUAL	2021-22 EXPENDED	2022-23 BUDGET	2022-23 EXPENDED	2023-24 BUDGET
491000 SPEC REV TRANSFERS TO OTHER												
10	E	800	940	491000	000	DUES AND FEES	0.00	0.00	0.00	0.00	1,712.11	0.00
10	E	---	9--	491000	---	*OTHER EXPENDITURES	0.00	0.00	0.00	0.00	1,712.11	0.00
10	E	---	---	491---	---	*SPEC REV TRANSFERS TO OTHER	0.00	0.00	0.00	0.00	1,712.11	0.00
492000 OTHER ADJUSTMENTS												
10	E	800	969	492000	000	OTHER ADJUSTMENTS	0.00	110,534.43	0.00	0.00	0.00	0.00
10	E	800	971	492000	000	REFUND OF PY REV - AIDABLE	0.00	10,506.32	0.00	0.00	0.00	0.00
10	E	800	972	492000	000	REFUND OF PY REV - NON-AIDAB	718.18	0.00	0.00	0.00	0.00	0.00
10	E	---	9--	492000	---	*OTHER EXPENDITURES	718.18	121,040.75	0.00	0.00	0.00	0.00
10	E	---	---	492---	---	* OTHER ADJUSTMENTS	718.18	121,040.75	0.00	0.00	0.00	0.00
Grand Expense Totals							10,738,917.65	11,388,546.06	149,412.99	11,944,783.00	55,452.44	0.00

Number of Accounts: 23

***** End of report *****

				2023-24	
Fd T Loc Obj Func	Prj	Fd T Loc Obj Func	Prj	OTHER SRVC	
270000		INSURANCE AND JUDGMENTS			
10 E 800 711	270000 000	INSURANCE AND JUDGMENTS/DISTRICT LIABILI		50,600.00	
<u>Bdgt Year</u>	<u>Bdgt Type</u>	<u>Budget Detail Description</u>		<u>Amount</u>	
2023-2024	OTHER SRVC	DISTRICT LIABILITY INSURANCE		50,600.00	
10 E 800 712	270000 000	INSURANCE AND JUDGMENTS/DISTRICT PROPERT		55,245.00	
<u>Bdgt Year</u>	<u>Bdgt Type</u>	<u>Budget Detail Description</u>		<u>Amount</u>	
2023-2024	OTHER SRVC	PROPERTY INSURANCE		55,245.00	
10 E 800 713	270000 000	INSURANCE AND JUDGMENTS/WORKERS COMPENSA		66,000.00	
<u>Bdgt Year</u>	<u>Bdgt Type</u>	<u>Budget Detail Description</u>		<u>Amount</u>	
2023-2024	OTHER SRVC	WORERS COMPENSATION INSURANCE (RVA IS SEPARATE)		66,000.00	
10 E 800 714	270000 000	INSURANCE AND JUDGMENTS/FIDELITY BOND PR		1,935.00	
<u>Bdgt Year</u>	<u>Bdgt Type</u>	<u>Budget Detail Description</u>		<u>Amount</u>	
2023-2024	OTHER SRVC	FIDELITY BOND PREMIUMS		1,935.00	
10 E 800 730	270000 000	INSURANCE AND JUDGMENTS/UNEMPLOYMENT COM		5,000.00	
<u>Bdgt Year</u>	<u>Bdgt Type</u>	<u>Budget Detail Description</u>		<u>Amount</u>	
2023-2024	OTHER SRVC	UNEMPLOYMENT INSURANCE		5,000.00	
10 E --- 7--	270000 ---			178,780.00	
10 E --- ---	270--- ---			178,780.00	
283000		OPERATIONAL DEBT			
10 E 800 682	283000 000	OPERATIONAL DEBT/INTEREST - TEMPORARY NO		40,000.00	
<u>Bdgt Year</u>	<u>Bdgt Type</u>	<u>Budget Detail Description</u>		<u>Amount</u>	
2023-2024	OTHER SRVC	LINE OF CREDIT - INTEREST		40,000.00	
10 E --- 6--	283000 ---			40,000.00	
10 E --- ---	283--- ---			40,000.00	
299000		MISCELLANEOUS			
10 E 800 386	299000 000	MISCELLANEOUS/PAYMENT TO CESA/		4,486.00	
<u>Bdgt Year</u>	<u>Bdgt Type</u>	<u>Budget Detail Description</u>		<u>Amount</u>	
2023-2024	OTHER SRVC	DISTRICT SHARE OF ADM COST		4,486.00	
10 E --- 3--	299000 ---			4,486.00	
10 E --- ---	299--- ---			4,486.00	
411000		TRANSFER FROM FUND 10			
10 E 800 827	411000 000	TRANSFER FROM FUND 10/TRANSFER OUT - SPE		5,525,635.00	
<u>Bdgt Year</u>	<u>Bdgt Type</u>	<u>Budget Detail Description</u>		<u>Amount</u>	
2023-2024	OTHER SRVC	TRANSFER FUNDS TO SPECIAL EDUCATION FUND 27		5,525,635.00	
10 E 800 846	411000 000	TRANSFER FROM FUND 10/F46 CAPITAL IMPROV		15,000.00	
<u>Bdgt Year</u>	<u>Bdgt Type</u>	<u>Budget Detail Description</u>		<u>Amount</u>	
2023-2024	OTHER SRVC	TRANSFER TO FUND 46		15,000.00	
10 E 800 899	411000 000	TRANSFER FROM FUND 10/OTHER PACKAGE/COOP		6,114,729.00	
<u>Bdgt Year</u>	<u>Bdgt Type</u>	<u>Budget Detail Description</u>		<u>Amount</u>	
2023-2024	OTHER SRVC	TRANSFER FUNDS TO ALT ED AND RVA		6,114,729.00	
10 E --- 8--	411000 ---			11,655,364.00	
10 E --- ---	411--- ---			11,655,364.00	

										2023-24							
Fd	T	Loc	Obj	Func	Prj	Fd	T	Loc	Obj	Func	Prj	OTHER SRVC					
435000					OPEN ENROLLMENT PAYMENTS												
10	E	800	382	435000	000	OPEN ENROLLMENT PAYMENTS/INTERDISTRICT P					378,304.00						
										<u>Budget Year</u>		<u>Budget Type</u>		<u>Budget Detail Description</u>		<u>Amount</u>	
										2023-2024		OTHER SRVC		OPEN ENROLLMENT - OUT		378,304.00	
10	E	---	3--	435000	---						378,304.00						
10	E	---	---	435---	---						378,304.00						
438000					GENERAL AID REDUCTION												
10	E	800	387	438000	000	GENERAL AID REDUCTION/PAYMENT TO STATE/					284,091.00						
										<u>Budget Year</u>		<u>Budget Type</u>		<u>Budget Detail Description</u>		<u>Amount</u>	
										2023-2024		OTHER SRVC		PAYMENT TO STATE - VOUCHERS		284,091.00	
10	E	---	3--	438000	---						284,091.00						
10	E	---	---	438---	---						284,091.00						
Grand Expense Totals													12,541,025.00				

Number of Accounts: 12

***** End of report *****

										2023-24			
Fd	T	Loc	Obj	Func	Prj	Fd	T	Loc	Obj	Func	Prj	TRANSPORTATION	
10	E	800	341	256710	173	CONTR						1,278,000.00	
													<u>Amount</u>
													1,278,000.00
10	E	---	---	256710	---							1,278,000.00	
													<u>Amount</u>
													15,000.00
10	E	800	341	256720	000	SHUTTLE SERVICE/PUPIL TRAVEL/						15,000.00	
													<u>Amount</u>
													15,000.00
10	E	---	---	256720	---							15,000.00	
													<u>Amount</u>
													17,500.00
10	E	400	341	256741	000	OTHER CO-CURRICULAR TRAVEL/PUPIL TRAVEL/						17,500.00	
													<u>Amount</u>
													17,500.00
10	E	---	---	256741	---							17,500.00	
													<u>Amount</u>
													117,000.00
10	E	400	341	256742	000	ATHLETIC TRANSPORTATION/PUPIL TRAVEL/						117,000.00	
													<u>Amount</u>
													117,000.00
10	E	---	---	256742	---							117,000.00	
													<u>Amount</u>
													8,000.00
10	E	100	341	256770	000	FIELD TRIPS/PUPIL TRAVEL/						8,000.00	
													<u>Amount</u>
													8,000.00
10	E	101	341	256770	000	FIELD TRIPS/PUPIL TRAVEL/						4,000.00	
													<u>Amount</u>
													4,000.00
10	E	200	341	256770	000	FIELD TRIPS/PUPIL TRAVEL/						8,000.00	
													<u>Amount</u>
													8,000.00
10	E	400	341	256770	000	FIELD TRIPS/PUPIL TRAVEL/						8,000.00	
													<u>Amount</u>
													8,000.00
10	E	---	---	256770	---							28,000.00	
													<u>Amount</u>
													1,455,500.00
10	E	---	---	2567	---							1,455,500.00	
													<u>Amount</u>
													1,455,500.00

2023-24
Fd T Loc Obj Func Prj Fd T Loc Obj Func Prj _____ TRANSPORTATION

Grand Expense Totals 1,455,500.00

Number of Accounts: 8

***** End of report *****

Fd	T	Loc	Obj	Func	Prj	Obj	2020-21	2021-22	2021-22	2022-23	2022-23	2023-24
							ACTUAL	ACTUAL	EXPENDED	BUDGET	EXPENDED	BUDGET
10	E	400	563	256300	000	EQUIP - F/A REPLACEMENT	0.00	0.00	0.00	0.00	37,219.00	0.00
10	E	---	---	256300	---	*VEHICLE ACQUISITION	0.00	0.00	0.00	0.00	37,219.00	0.00
10	E	---	---	2563	---	*VEHICLE ACQUISITION	0.00	0.00	0.00	0.00	37,219.00	0.00
10	E	800	324	256500	000	NON-TECH REPAIRS & MAINTENAN	0.00	1,261.00	0.00	0.00	0.00	0.00
10	E	---	---	256500	---	*VEHICLE MAINTENANCE	0.00	1,261.00	0.00	0.00	0.00	0.00
10	E	---	---	2565	---	*VEHICLE MAINTENANCE	0.00	1,261.00	0.00	0.00	0.00	0.00
10	E	800	341	256710	000	PUPIL TRAVEL	867,885.29	945,589.64	617,153.62	1,187,930.00	674,484.81	0.00
10	E	800	341	256710	141	PUPIL TRAVEL	180.00	0.00	0.00	0.00	0.00	0.00
10	E	---	---	256710	---	*CONTR TRANSPORTATION-FLEET	868,065.29	945,589.64	617,153.62	1,187,930.00	674,484.81	0.00
10	E	800	341	256720	000	PUPIL TRAVEL	9,658.76	16,025.13	8,794.27	15,000.00	7,748.73	0.00
10	E	---	---	256720	---	*SHUTTLE SERVICE	9,658.76	16,025.13	8,794.27	15,000.00	7,748.73	0.00
10	E	400	341	256741	000	PUPIL TRAVEL	0.00	9,996.50	4,373.63	17,000.00	12,816.74	0.00
10	E	---	---	256741	---	*OTHER CO-CURRICULAR TRAVEL	0.00	9,996.50	4,373.63	17,000.00	12,816.74	0.00
10	E	400	341	256742	000	PUPIL TRAVEL	0.00	0.00	0.00	109,180.00	0.00	0.00
10	E	400	341	256742	950	PUPIL TRAVEL	4,582.81	8,847.09	8,847.09	0.00	10,302.18	0.00
10	E	400	341	256742	951	PUPIL TRAVEL	2,716.08	8,894.56	8,894.56	0.00	12,092.01	0.00
10	E	400	341	256742	952	PUPIL TRAVEL	3,359.41	6,828.79	6,828.79	0.00	5,123.89	0.00
10	E	400	341	256742	953	PUPIL TRAVEL	3,410.23	7,227.93	7,227.93	0.00	7,837.35	0.00
10	E	400	341	256742	954	PUPIL TRAVEL	1,516.81	3,903.25	3,903.25	0.00	4,155.97	0.00
10	E	400	341	256742	955	PUPIL TRAVEL	2,226.02	6,373.49	6,373.49	0.00	6,711.13	0.00
10	E	400	341	256742	956	PUPIL TRAVEL	6,765.63	8,343.49	8,343.49	0.00	9,141.23	0.00
10	E	400	341	256742	957	PUPIL TRAVEL	5,730.51	8,982.72	6,685.83	0.00	8,841.27	0.00
10	E	400	341	256742	958	PUPIL TRAVEL	3,059.72	0.00	0.00	0.00	4,706.06	0.00
10	E	400	341	256742	959	PUPIL TRAVEL	2,480.51	10,259.25	10,559.25	0.00	15,603.31	0.00
10	E	400	341	256742	960	PUPIL TRAVEL	4,993.88	7,718.19	7,718.19	0.00	8,604.61	0.00
10	E	400	341	256742	961	PUPIL TRAVEL	7,553.91	6,866.03	7,616.03	0.00	10,482.36	0.00
10	E	400	341	256742	962	PUPIL TRAVEL	4,942.90	7,418.95	6,600.26	0.00	5,394.73	0.00
10	E	400	341	256742	963	PUPIL TRAVEL	10,018.69	4,479.04	150.00-	0.00	0.00	0.00
10	E	400	341	256742	964	PUPIL TRAVEL	6,839.72	6,278.27	900.00-	0.00	300.00-	0.00
10	E	400	341	256742	965	PUPIL TRAVEL	6,643.96	4,535.23	450.00-	0.00	150.00-	0.00
10	E	400	341	256742	966	PUPIL TRAVEL	1,577.11	3,867.85	0.00	0.00	0.00	0.00
10	E	400	341	256742	967	PUPIL TRAVEL	1,577.12	6,019.22	0.00	0.00	0.00	0.00
10	E	400	341	256742	968	PUPIL TRAVEL	3,326.67	5,699.71	0.00	0.00	0.00	0.00
10	E	400	341	256742	969	PUPIL TRAVEL	1,010.63	0.00	0.00	0.00	0.00	0.00
10	E	---	---	256742	---	*ATHLETIC TRANSPORTATION	84,332.32	122,543.06	88,098.16	109,180.00	108,546.10	0.00

Fd	T	Loc	Obj	Func	Prj	Obj	2020-21	2021-22	2021-22	2022-23	2022-23	2023-24
							ACTUAL	ACTUAL	EXPENDED	BUDGET	EXPENDED	BUDGET
10	E	100	341	256770	000	PUPIL TRAVEL	4,033.32	12,107.21	5,773.15	8,000.00	4,035.12	0.00
10	E	100	341	256770	900	PUPIL TRAVEL	146.28	0.00	0.00	0.00	588.99	0.00
10	E	101	341	256770	000	PUPIL TRAVEL	3,685.74	5,125.09	2,316.17	4,000.00	2,048.07	0.00
10	E	200	341	256770	000	PUPIL TRAVEL	2,291.52	10,364.69	3,766.46	8,000.00	6,031.04	0.00
10	E	400	341	256770	000	PUPIL TRAVEL	3,304.89	8,172.61	3,429.04	8,000.00	754.81	0.00
10	E	---	---	256770	---	*FIELD TRIPS	13,461.75	35,769.60	15,284.82	28,000.00	13,458.03	0.00
10	E	---	---	2567--	---	*CONTRACTED TRANSPORTATION	975,518.12	1,129,923.93	733,704.50	1,357,110.00	817,054.41	0.00
10	-	---	---	-----	---	*GENERAL FUND	975,518.12	1,131,184.93	733,704.50	1,357,110.00	854,273.41	0.00

Fd	T	Loc	Obj	Func	Prj	Obj	2020-21 ACTUAL	2021-22 ACTUAL	2021-22 EXPENDED	2022-23 BUDGET	2022-23 EXPENDED	2023-24 BUDGET
Grand Expense Totals							975,518.12	1,131,184.93	733,704.50	1,357,110.00	854,273.41	0.00

Number of Accounts: 32

***** End of report *****

										2023-24			
Fd	T	Loc	Obj	Func	Prj	Fd	T	Loc	Obj	Func	Prj	TRANSPORTATION	
80	E	200	341	256790	000							OTHER CONTRACTED TRANSP/PUPIL TRAVEL/	31,000.00
<u>Bdgt Year</u>		<u>Bdgt Type</u>		<u>Budget Detail Description</u>								<u>Amount</u>	
2023-2024		TRANSPORT		MAMS COCURRICULAR TRIPS								31,000.00	
80	E	---	---	256790	---							31,000.00	
80	E	---	---	2567	---							31,000.00	
80	-	---	---	-----	---							31,000.00	

2023-24
Fd T Loc Obj Func Prj Fd T Loc Obj Func Prj _____ TRANSPORTATION

Grand Expense Totals 64,000.00

Number of Accounts: 5

***** End of report *****

Fd	T	Loc	Obj	Func	Prj	Obj	2020-21	2021-22	2021-22	2022-23	2022-23	2023-24
							ACTUAL	ACTUAL	EXPENDED	BUDGET	EXPENDED	BUDGET
27	E	800	310	256250	019	PERSONAL SERVICES	11,600.24	4,106.68	2,452.37	12,000.00	5,532.24	0.00
27	E	800	348	256250	011	FUEL	12,228.90	16,324.39	10,614.12	0.00	0.00	0.00
27	E	800	348	256250	341	FUEL	584.32	0.00	0.00	15,000.00	12,967.68	0.00
27	E	800	411	256250	019	GENERAL SUPPLIES	179.95	0.00	0.00	1,000.00	0.00	0.00
27	E	---	---	256250	---	*SP ED TRANSPORTATION - DIST	24,593.41	20,431.07	13,066.49	28,000.00	18,499.92	0.00
27	E	800	348	256251	011	FUEL	472.35	0.00	0.00	0.00	0.00	0.00
27	E	---	---	256251	---	*RESIDENT SP ED TRANSPORTATI	472.35	0.00	0.00	0.00	0.00	0.00
27	E	---	---	2562--	---	*DISTRICT OPERATED TRANSPORT	25,065.76	20,431.07	13,066.49	28,000.00	18,499.92	0.00
27	E	800	553	256300	341	EQUIP - F/A ADDITION	15,417.00	0.00	0.00	0.00	0.00	0.00
27	E	800	553	256300	451	EQUIP - F/A ADDITION	21,000.00	0.00	0.00	0.00	0.00	0.00
27	E	---	---	256300	---	*VEHICLE ACQUISITION	36,417.00	0.00	0.00	0.00	0.00	0.00
27	E	---	---	2563--	---	*VEHICLE ACQUISITION	36,417.00	0.00	0.00	0.00	0.00	0.00
27	E	800	324	256600	341	NON-TECH REPAIRS & MAINTENAN	0.00	0.00	0.00	0.00	162.81	0.00
27	E	---	---	256600	---	*VEHICLE SERVICING	0.00	0.00	0.00	0.00	162.81	0.00
27	E	---	---	2566--	---	*VEHICLE SERVICING	0.00	0.00	0.00	0.00	162.81	0.00
27	E	800	341	256750	451	PUPIL TRAVEL	3,842.00	0.00	0.00	0.00	8,268.00	0.00
27	E	---	---	256750	---	*CONTRACTED SP ED TRANSP-DIS	3,842.00	0.00	0.00	0.00	8,268.00	0.00
27	E	100	341	256770	011	PUPIL TRAVEL	177.98	297.06	85.30	0.00	93.81	0.00
27	E	101	341	256770	000	PUPIL TRAVEL	0.00	0.00	0.00	0.00	220.35	0.00
27	E	101	341	256770	011	PUPIL TRAVEL	208.24	419.31	193.57	0.00	0.00	0.00
27	E	400	341	256770	011	PUPIL TRAVEL	76.18	439.88	439.88	0.00	0.00	0.00
27	E	800	341	256770	341	PUPIL TRAVEL	0.00	127.87	0.00	4,000.00	0.00	0.00
27	E	---	---	256770	---	*FIELD TRIPS	462.40	1,284.12	718.75	4,000.00	314.16	0.00
27	E	---	---	2567--	---	*CONTRACTED TRANSPORTATION	4,304.40	1,284.12	718.75	4,000.00	8,582.16	0.00
27	E	800	719	256800	341	OTHER DISTRICT INSURANCE	0.00	884.00	884.00	2,000.00	2,386.00	0.00
27	E	---	---	256800	---	*INSURANCE SERVICES	0.00	884.00	884.00	2,000.00	2,386.00	0.00
27	E	---	---	2568--	---	*INSURANCE SERVICES	0.00	884.00	884.00	2,000.00	2,386.00	0.00
27	-	---	---	-----	---	*SPECIAL EDUCATION FUND	65,787.16	22,599.19	14,669.24	34,000.00	29,630.89	0.00

Fd	T	Loc	Obj	Func	Prj	Obj	2020-21	2021-22	2021-22	2022-23	2022-23	2023-24
							ACTUAL	ACTUAL	EXPENDED	BUDGET	EXPENDED	BUDGET
80	E	800	341	256770	740	PUPIL TRAVEL	0.00	0.00	0.00	0.00	102.71	0.00
80	E	---	---	256770	---	*FIELD TRIPS	0.00	0.00	0.00	0.00	102.71	0.00
80	E	200	341	256790	000	PUPIL TRAVEL	0.00	1,124.92	0.00	29,000.00	1,038.54	0.00
80	E	200	341	256790	950	PUPIL TRAVEL	0.00	761.28	761.28	0.00	1,981.02	0.00
80	E	200	341	256790	951	PUPIL TRAVEL	0.00	3,081.03	3,081.03	0.00	3,821.94	0.00
80	E	200	341	256790	952	PUPIL TRAVEL	0.00	0.00	0.00	0.00	3,201.19	0.00
80	E	200	341	256790	954	PUPIL TRAVEL	0.00	1,581.85	1,581.85	0.00	1,354.53	0.00
80	E	200	341	256790	955	PUPIL TRAVEL	0.00	2,474.72	2,474.72	0.00	3,133.29	0.00
80	E	200	341	256790	956	PUPIL TRAVEL	0.00	1,993.07	1,993.07	0.00	1,939.69	0.00
80	E	200	341	256790	957	PUPIL TRAVEL	0.00	2,788.16	2,788.16	0.00	2,002.57	0.00
80	E	200	341	256790	959	PUPIL TRAVEL	0.00	2,483.01	2,483.01	0.00	3,442.29	0.00
80	E	200	341	256790	964	PUPIL TRAVEL	293.01	2,835.84	0.00	0.00	0.00	0.00
80	E	200	341	256790	966	PUPIL TRAVEL	267.28	1,375.23	0.00	0.00	0.00	0.00
80	E	200	341	256790	967	PUPIL TRAVEL	267.29	1,375.23	0.00	0.00	0.00	0.00
80	E	---	---	256790	---	*OTHER CONTRACTED TRANSP	827.58	21,874.34	15,163.12	29,000.00	21,915.06	0.00
80	E	---	---	2567--	---	*CONTRACTED TRANSPORTATION	827.58	21,874.34	15,163.12	29,000.00	22,017.77	0.00
80	-	---	---	-----	---	*COMMUNITY SERVICE FUND	827.58	21,874.34	15,163.12	29,000.00	22,017.77	0.00

Fd	T	Loc	Obj	Func	Prj	Obj	2020-21 ACTUAL	2021-22 ACTUAL	2021-22 EXPENDED	2022-23 BUDGET	2022-23 EXPENDED	2023-24 BUDGET
Grand Expense Totals							66,614.74	44,473.53	29,832.36	63,000.00	51,648.66	0.00

Number of Accounts: 28

***** End of report *****



Embedded Employee Assistance Program (EAP) with Claimant Assist

Support for Employees* with Life or Disability Insurance Through National Insurance Services



The EAP Program

Everyday life can be stressful and can affect your health, well-being, and performance. Fortunately, our Employee Assistance Program can aid in finding solutions. When facing personal problems, you might struggle with where to turn for help. The first step is usually the hardest, and guidance is often the key. That's why National Insurance Services (NIS) offers an Employee Assistance Program (EAP). An EAP offers a confidential place to find the answers that work for you.

Your EAP Service Provider

LifeWorks is a leader in the field of Employee Assistance and has been providing employee assistance services for over 40 years. LifeWorks has the experience to provide the broad range of services and guidance that is paramount to an EAP – whether it's help with day-to-day concerns or guidance through a challenging crisis. The information you discuss through the EAP is kept confidential in accordance with federal and state laws.

The EAP Process

When you access the EAP, LifeWorks counselors listen and take

action toward finding solutions. The next step may include meeting with a mental health counselor for up to three face-to-face visits, negotiating health insurance benefits, or referrals to community resources for legal and financial services.

Referrals and Resources

You can receive information and a listing of childcare and eldercare resources with confirmed vacancies meeting your specifications. If face-to-face mental health counseling sessions are required, LifeWorks counselors will refer you for counseling at a location that is convenient to your home or work. LifeWorks counselors can also refer you to self-help groups such as Alcoholics Anonymous or Gamblers Anonymous and community financial and legal resources for debt management.

Claimant Assist

NIS's Claimant Assist program offers special services to Long Term Disability claimants or Life Insurance beneficiaries at no charge. If you have Disability insurance coverage through NIS, our Long Term Disability Claimant Services are available to guide and counsel claimants and their immediate family

Under our EAP you can receive no-cost, confidential help for a wide variety of needs and concerns:

- Alcohol or Drug Addictions
- Anxiety
- Childcare
- Depression
- Eating Disorders
- Eldercare
- Family Conflict
- Financial or Legal Concerns
- Marital Difficulties
- Parenting Concerns
- Problem Gambling
- Relationship Problems
- Stress Management

EAP Services Are Available to You Two Ways:

Phone: 866.451.5465

Online: www.niseap.com
Login: NISEAP | **Password:** EAP
(Note: Password Is Case-Sensitive)

Claimant Assist Services Are Available:
866.472.2734

(over)

members. If you have Life insurance coverage through NIS, our Beneficiary Services Program provides counseling and assistance to beneficiaries when faced with the challenge of coping with loss.

Virtual Fitness

You have access to a virtual fitness platform through the EAP. LIFT session, one of the leading fitness providers, provides you with an easily accessible, effective and affordable way to reach your fitness goals anytime, anywhere for better health and well-being.

You can work out on your own with personalized programs and access coaches if you have questions, or choose to work under the live supervision of a coach online, in 1-1 personal or group sessions.

Access to Masters-Degreed Counselors 24-Hours a Day Through a Toll-Free Number

Up to three in-person assessment and counseling sessions.

- **Legal Assistance:** Counselors may refer you to a telephone and/or one in-person consultation with an attorney.
- **Financial Assistance:** Telephone consultation with a financial consultant to address questions on budgeting, taxes, and debt consolidation.
- **Eldercare Assistance:** Our specialists can help you locate eldercare options, such as residential care or in home care, provide support in dealing with the emotions of retirement, or legal aspects like estate planning. Use our website to find resources on retirement, from financial planning and calculators, to articles on coping with retirement stress, and filing your retirement days with meaningful activities.
- **Childcare Assistance:** Telephone consultation with a work-life professional to provide information, referrals, and resources related to childcare concerns.
- **Memorial Planning Assistance:** Telephone consultation with a work-life specialist to assist with memorial and funeral planning. Services include identifying potential locations, associated costs for services, and providing information to help coordinate logistics (Available to Life insurance beneficiaries only).

Your EAP and Claimant Assist Administrator:



134 North LaSalle Street, Suite 2200
Chicago, IL 60602

Telephone Assistance:

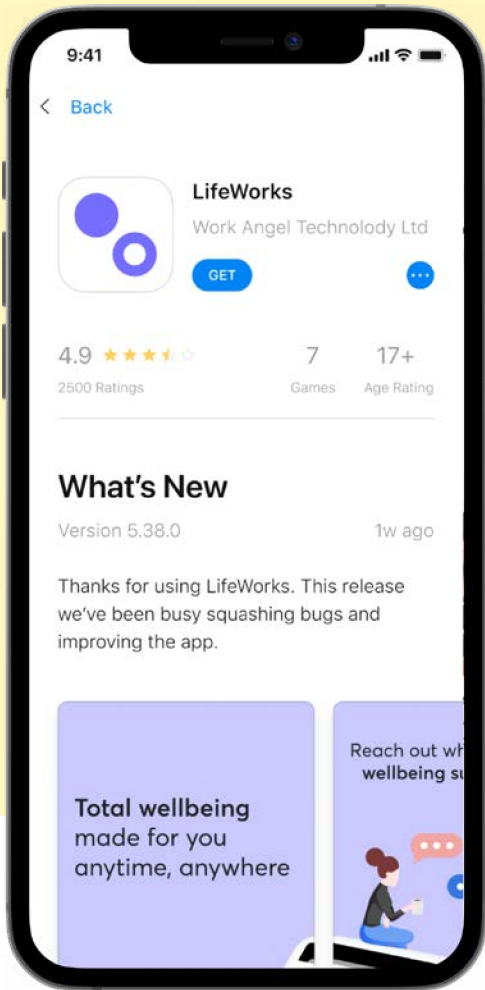
EAP: 866.451.5465

Claimant Assist: 866.472.2734

Online:

www.niseap.com | Login: NISEAP | Password: EAP
(Note: Password Is Case-Sensitive)

***The EAP is for use by the covered employee only. While issues may concern family members, all contacts to the EAP must be made by the employee.**



 **LifeWorks**

Download the LifeWorks app

Feel supported, connected and rewarded wherever you are!

With the innovative LifeWorks app, you can access qualified support for your mental, physical, social and financial well-being, any time, from anywhere.

- Search for resources and tools on topics ranging from **family and life to health, money and work.**

- Connect to information and updates through the app's **News Feed.**

- Work out from home with **LIFT Virtual Session Fitness.**
The virtual fitness classes make working out exciting, easy and efficient.

What's more, the app acts like your digital wallet card. You can call a LifeWorks **Employee Assistance Program (EAP)** advisor with just one tap – toll-free, 24/7 – for expert advice, resources and referrals.

Download the LifeWorks app today for convenient access to well-being support!

1. Download the free app on Android or iOS – simply search for “LifeWorks”.



2. Open the app, click on 'Log in' and enter your log-in credentials.

Username:

NISEAP


Password:

EAP

LIFT session fitness



Achieve your fitness goals with unlimited fitness journeys and chat with fitness coaches



Finding a workout that fits your lifestyle is one of the most important things you can do to get started and stay consistent. With LIFT session virtual fitness through your Employee Assistance Program (EAP), you have access to unlimited fitness journeys that are customized for your goals and current fitness level.

Fitness anytime, anywhere with coach support

LIFT session virtual fitness programs are available on your mobile device, so you can stay active anytime, anywhere. Chat live online with fitness coaches who can help with fitness, nutrition, and recovery questions you have. Each session lasts 30 minutes, and the typical journey is three sessions per week for a total duration of six weeks. No equipment required!

How to get started

Register for LIFT Session through [WorkHealthLife.com](https://workhealthlife.com).

- Find your organization on the splash page.
- Under “My Services” scroll down and click on “LIFT session virtual fitness”.
- Click on the “LIFT session virtual fitness” link.
- This will direct you to a special external site at liftsession.com that will provide you a “Sign Up” link to register for the basic service for FREE!
- Next, download the LIFT session app in Google Play or Apple App Store and sign in to complete your online fitness assessment and start the fitness journey right for you!

The support of live coaches and personalized fitness journeys will keep you engaged, excited, and on track to hit your goals. Kick-start your fitness journey now!

[Watch this video to learn more about LIFT session fitness](#)

To reach your fitness goals, get started with LIFT session fitness today. Visit workhealthlife.com

MEDFORD AREA PUBLIC SCHOOL DISTRICT

For the Period Saturday, January 1, 2022 - Saturday, December 31, 2022

Client Information

 This Period
01/01/2022 to 12/31/2022

	#	%
Who is the Client?		
Employee	5	83.33%
Spouse	1	16.67%
Total	<hr/> 6	
Referred By		
Self Referred	6	100.00%
Heard About EAP		
Human Resources	3	50.00%
Company Literature	1	16.67%
Employer Orientation	1	16.67%
Used Before	1	16.67%
Total	<hr/> 6	

Medford Area Public Schools

For the Period Friday, January 1, 2021 - Friday, December 31, 2021

Client Information

2021
01/01/2021 to 12/31/2021

	#	%
Who is the Client?		
Employee	6	100.00%
Referred By		
Self Referred	5	83.33%
Doc / Nurse / Medical	1	16.67%
Total	6	
Heard About EAP		
Company Literature	2	33.33%
Counselor	1	16.67%
Employer Orientation	1	16.67%
Human Resources	1	16.67%
Newsletter	1	16.67%
Total	6	

2020 EAP Utilization Report for Medford Area Public School District

For the Period Wednesday, January 1, 2020 - Thursday, December 31, 2020

Client Information

____ This Period ____
01/01/2020 to 12/31/2020

	#	%
Who is the Client?		
Employee	8	72.73%
Dependent	2	18.18%
Spouse	1	9.09%
Total	11	
Referred By		
Self Referred	10	90.91%
Doc / Nurse / Medical	1	9.09%
Total	11	
Heard About EAP		
Company Literature	3	27.27%
Company Intranet	2	18.18%
Family	2	18.18%
Agency	1	9.09%
Employer Orientation	1	9.09%
Human Resources	1	9.09%
Other Source	1	9.09%
Total	11	

Life can be challenging managing
your work and personal responsibilities.

Your EAS Can Help.



Whether you are facing a challenge, solving a problem or just looking for some assistance, licensed professionals are ready to support you and your family members in finding help through short-term counseling.

Employees and household family members are eligible for free and confidential services.

Confidential Helpline
800.236.4457

Counselors available 24/7

Office appointments can be made during the hours of 8:00 am - 4:30 pm, Monday - Friday.

EMPLOYEE ASSISTANCE SERVICES

An Aspirus Business Health Solution

aspirus.org/EAS

Aspirus EAS Can Help With:



- Marital or Family Matters
- Children and Adolescents
- Community Resource Guidance
- Alcohol, Drug Abuse and Other Addictions



- Work and Family Balance
- Stress Management
- Workplace Issues
- Financial Stress



- Health and Wellness Support
- Grief and Loss
- Depression and Anxiety

**Video and Telephonic
visits now available.**





Underwritten By: Kansas City Life Insurance Company

Administered By: National Insurance Services (NIS)

NIS Corporate Headquarters: 250 South Executive Drive, Suite 300, Brookfield, WI 53005-4273

Offices Nationwide: 800.627.3660 | www.NISBenefits.com

Medford Public Schools, Medford, Wisconsin
Proposal for a Group Term Life and AD&D Insurance Policy

This insurance provides a benefit payment in the event of an insured's death or accidental dismemberment.

Date prepared February 27, 2023

This proposal is valid for 90 days
Proposed effective date July 1, 2023

Presented by:
National Insurance Services
Alexis Schlimbach
800.627.3660

Underwritten by:
KANSAS CITY LIFE INSURANCE COMPANY

BASIC LIFE AND AD&D INSURANCE

SCHEDULE OF BENEFITS - \$25,000 Benefit; No Basic Life/AD&D Reductions for All Employees

To be eligible for insurance, an Employee must be actively at work on the effective date of the insurance, be a member of an insured eligible class and meet the minimum hourly work requirement.

	Eligible Class	Basic Life Insurance Amount	Basic AD&D Amount (Principal Sum)	Guarantee Issue Amount
01	All Other Eligible Employees	\$25,000	Equal to Basic Life Amount	\$25,000
02	Administrators	\$25,000	Equal to Basic Life Amount	\$25,000

COST - \$25,000 Benefit; No Basic Life/AD&D Reductions for All Employees

	Number of Lives	Basic Life Volume	Basic Life Rate per \$1,000	Basic AD&D Volume	Basic AD&D Rate per \$1,000	Approximate Annual Premium
01	390	\$9,515,000	\$0.091	\$9,515,000	\$0.02	\$12,674
02	15	\$375,000	\$0.091	\$375,000	\$0.02	\$500
TOTALS	405	\$9,890,000		\$9,890,000		\$13,173

PLAN DETAILS - \$25,000 Benefit; No Basic Life/AD&D Reductions for All Employees

Rate Guarantee	36 months
Minimum Hourly Work Requirement	17.5 hours per week
Reductions and Terminations	Basic Life and AD&D Insurance do not reduce and terminate at retirement
Evidence of Insurability	Applies to Late Enrollees, Increases in Benefits and Amounts over Guarantee Issue Amounts
Employee Premium Contribution	Basic Life - 0%
Minimum Participation Requirement	Basic Life - 100%
Waiver of Premium	Disabled prior to age 60; 9 month elimination period; terminates on 65th birthday
Continuation of Insurance	Insurance may continue with payment of premiums during FMLA

CARRIER RATING

Kansas City Life receives a high rating from one of the nation's most respected independent rating agencies. **A.M. Best Company: A- (Excellent):** Rating is based on A.M. Best's measurement of Kansas City Life's financial strength and operating performance, as of August 26, 2021. There are 13 financial strength ratings assigned by A.M. Best, ranging from A++ (Superior) to D (Poor).

SERVICES INCLUDED

SEAMLESS WAIVER SERVICE

Seamless Life Insurance Waiver of Premium Payment Service is for groups who have both Long Term Disability insurance and Group Term Life insurance through Kansas City Life Insurance Company. With this service, the Employer does not have to file a separate Life Insurance Waiver of Premium claim if an employee has already filed a Long Term Disability Insurance claim. Instead, Kansas City Life Insurance Company will notify both the Employee and Employer that a claim has automatically been established.

FLEXIBLE BILLING

Self-bill and list-bill options are available. Payments can be made on a monthly basis by multiplying the total insured payroll for the month by the rate indicated on this proposal.

COMBINED BILLING

When NIS administers any combination of Long Term Disability, Short Term Disability, Group Term Life and AD&D insurance, you can opt for combined billing (either list-bill or self-bill) which includes:

- Summary sheet with totals for all your benefits.
- One payment by check or electronically through ACH.
- No need to calculate any billing adjustments. When changes affect billing, we will make the adjustments on a subsequent statement.

KEY DEFINITIONS AND PROVISIONS

(These provisions may vary by state)

EMPLOYEE ELIGIBILITY

To be eligible for insurance, the candidate must be an Employee who works for the Employer as a member of an Eligible Class who is reported on the Employer's records for Social Security and tax withholding purposes. The Candidate must be a citizen or legal resident of the United States or one of its territories. The candidate must be Actively at Work and capable of sustained Active Work on the effective date of his/her coverage and must be meeting the Minimum Hourly Work Requirement. The candidate cannot be a member of more than one Eligible Class, a full-time member of the armed forces of any country, leased employee or independent contractor and must satisfy his/her Waiting Period.

DEPENDENT ELIGIBILITY

An eligible Spouse is a person to whom the Insured Employee is legally married, is not covered under the policy as an Employee of the Employer, is not in a Period of Limited Activity and is not a full-time member of the armed forces of any country.

An eligible Child is a dependent child of the Insured Employee who is, 14 days to 26 years of age, is unmarried, is not covered under the policy as an Employee of the Employer, is not already covered under the policy as a Dependent, is not in a Period of Limited Activity at the time of Enrollment, and is not a full-time member of the armed forces. A Disabled Child will be covered if covered under the previous carrier and may continue to be covered beyond the limiting age if continuously incapable of self-sustaining employment because of mental or physical handicap.

WAIVER OF PREMIUM BENEFIT

Should an Employee become Disabled, as defined in the Certificate form, prior to age 60*, Madison National Life Insurance Company, Inc. will waive the premium for the Insured and the Insured's Dependents. The waiver of premium will begin on the first of the month following 9* months of disability and terminate upon the Insured Employee's attainment of age 65*.

Premiums will be waived during the continuance of the disability, provided proof of such disability is submitted at regular intervals. Should death occur during such disability, the face amount of the Employee's insurance will be paid to his designated beneficiary.

**Unless otherwise stated in the Plan Details section of this proposal.*

DEFINITION OF DISABILITY

Disabled or Disability means that as a result of Physical Disease or Injury, you are unable to perform with reasonable continuity a majority of the material duties of any occupation for which you are qualified by education, training and experience, and you are under the Regular Care and Attendance of a Physician.

CONVERSION

If an Insured Person's insurance under the Policy ends, the Insured Person may apply for an individual life insurance policy without submitting Evidence of Insurability. The Insured Person must complete an application and pay the first premium within 31 days from their last date of insurance. The premium will be based on the Insured Person's attained age, the class of risk to which they belong and the Company's usual rate for the amount and type of individual policy.

LIVING BENEFIT

Terminally ill Insureds may be eligible to receive a portion of their Group Term Life Insurance Benefits while still living.

ACCIDENTAL DEATH AND DISMEMBERMENT BENEFIT

If an Insured suffers a loss specified below caused solely and directly by an Accident, as defined in the Certificate, Kansas City Life Insurance Company will pay the amount shown for such loss, provided the loss occurs within Option 14: Classes 01-02: 90 days^1Option 15: 90 days of the accident.

The AD&D Benefit is equal to a percentage of the AD&D Insurance Amount in effect on the date of the Accident, subject to the AD&D Reduction Schedule provision set forth in the "Schedule of Benefits". The AD&D Insurance Amount is shown in the "Schedule of Benefits". The percentage is shown below.

Loss of Life	100%
Loss of Both Hands or Both Feet	100%
Loss of One Hand or One Foot	50%
Loss of Entire Sight of Both Eyes	100%
Loss of Entire Sight of One Eye	50%
Loss of One Hand and One Foot	100%
Loss of One Hand and Entire Sight of One Eye	100%
Loss of One Foot and Entire Sight of One Eye	100%

Unless otherwise specified, no more than 100% of the applicable AD&D Insurance Amount will be paid for all Losses resulting from one Accident. If an age reduction applies, the benefit reduces on the date the Insured attains that age.

EXCLUSIONS (may vary by state)

The Accidental Death & Dismemberment benefit will not be payable for any loss caused by or resulting from:

- ▶ War or Act of War. War means a state or period of declared or undeclared war whether civil or international, or any substantial armed conflict with organized forces of a military nature between nations, states or parties.
- ▶ Committing or attempting to commit a felony or assault, or actively participating in a violent disorder or riot. Actively participating does not include being at the scene of a violent disorder or riot while performing the Insured's official duties.
- ▶ Any Injury sustained while under the voluntary use or consumption of any poison, illegal drugs, or controlled substance, unless used or consumed according to the directions of a Physician.
- ▶ Physical Disease existing at the time of the Accident.
- ▶ Medical negligence or malpractice.

- ▶ Suicide, attempted suicide or other intentionally self-inflicted Injury while sane or insane
- ▶ Any loss incurred for which a government body or its agencies are liable while on active duty or training in the Armed Forces, National Guard, or Reserves of any state or country.
- ▶ Any loss incurred while operating, riding in or descending from any aircraft, except as a fare-paying passenger on a commercial aircraft.

BENEFICIARY

The Insured Employee's beneficiary shall be that person or persons indicated on the Insured's individual application for insurance. The Insured Employee shall be the beneficiary of their Insured Dependents. If the Insured Employee has named more than one beneficiary, benefits shall be paid to the beneficiaries who survive the Insured, in equal shares, unless the Insured has specified a different proportion. If the beneficiary predeceases the Insured, or if the Insured does not designate a beneficiary, then the applicable benefit amount will be paid to the Insured's estate.

TERMINATION

The Insurer may terminate insurance as follows:

- If a premium payment is not received by the due date or grace period.
- If the number of people insured is less than the minimum participation number or percentage.
- If the employer fails to promptly furnish any requested necessary information or fails to perform any other obligations relating to the group policy.
- By giving the employer at least 60 days advance written notice or on the date that the employer breaches any part of the contract.

The Employer may terminate insurance under the group policy by giving the insurer at least 31 days written notice. The effective date of termination will be the date stated in the notice or the next payment due date, whichever date is later.

An Insured Person's Insurance, subject to the When Coverage Ends provision found within the Certificate, will cease on the earliest of the following to occur:

- the date the Employer's insurance under the Group Policy terminates;
- the date the insured person ceases to be an Eligible Insured Person;
- the date that premium payment is not paid when required;
- the date the insured person becomes covered as an Employee under another group term life insurance policy;
- the insured person's Retirement Date, unless eligible for Retiree insurance.

CHANGES IN PREMIUM RATES

Premium rates will not be changed prior to sale or during the initial rate guarantee period except if the following occur:

- A change or clarification in a law or governmental regulation affects the amount payable under the Group Policy. Any such change in premium rates will reflect only the change in the Insurer's obligations.
- Factors material to the underwriting risk the Insurer assumed at presale or under the Group Policy with respect to an Employer, including, but not limited to, the number of persons insured, age, Predisability Earnings, gender and occupational classification change significantly.
- The premium contribution arrangement for employees is changed or varies from that quoted during the presale proposal or provided for under the Group Policy when issued or last renewed.
- Plan design changes are requested by the Employer.
- The Insurer and the Employer mutually agree to change premium rates.

This proposal is not the insurance contract. It is only a brief description of your insurance to assist in your decision to elect this insurance. Complete details including all benefits, exclusions, and limitations will be contained in the Certificate of Insurance which will be issued by your Employer at a later date.

Administered by:



Corporate Headquarters

250 South Executive Drive, Suite 300

Brookfield, WI 53005

Offices Nationwide

800.627.3660

Underwritten by:



KANSAS CITY LIFE

Kansas City Life Insurance Company

3520 Broadway

Kansas City, MO 64111

816-753-7000

www.kclife.com

Treasurer's Report – (Cash Balance Report) Balance Sheet and Bank Balances

As of February 28, 2023

The Balance Sheet is a report listing the assets and liabilities of the District. This report includes, but is not limited to: cash, accounts receivable, accounts payable, other liabilities, and the fund balance accounts.

The Medford Area Public School District has checking and savings accounts that are used for the current and general operations of the district. The accounts are: Function 711100-711109 includes the General checking account from Nicolet National Bank and the Payroll account from Abby Bank. See next page for updated balances that are in our bank accounts.

Function 711210-711219 Petty Cash Accounts

Function 712000 Post Retirement Account

Function 712200 Local Government Investment Pool

The cash balance from the prior month is shown under the title of beginning balance. We received a portion of the tax levy in February to boost our cash balance, however we still needed to use our line of credit. We will be receiving our Equalization aid in March from the state and I will be able to pay off our line of credit.

Bank Balances
Feb-23

Funds 10, 27, 50, 80, 99 General Funds					
Bank	NNB		NNB		Monthly Totals
	General	Food Service	Flex Account	1500 Account	
Account Type	Municipal Checking	Municipal Checking	Municipal Checking	Municipal Checking	
Beginning Balance	\$34,918.98	\$104,494.76	\$47,323.69	\$1,249,635.02	\$1,436,372.45
Less: Non-Transfer Disbursements	\$2,848,390.34	\$1,045.28	\$1,392.38	\$0.00	\$2,850,828.00
Less: Transfer Disbursements	\$3,844.94	\$0.00	\$0.00	\$550,000.00	\$553,844.94
Total Disbursements	\$2,852,235.28	\$1,045.28	\$1,392.38	\$550,000.00	\$3,404,672.94
Plus: Non Transfer Receipts	\$2,310,734.75	\$53,244.92	\$0.00	\$615,349.86	\$2,979,329.53
Plus: Transfer Receipts	\$550,000.00	\$0.00	\$3,844.94	\$0.00	\$553,844.94
Plus: Interest Revenue	\$293.30	\$101.07	\$36.81	\$4,663.55	\$5,094.73
Total Receipts	\$2,861,028.05	\$53,345.99	\$3,881.75	\$620,013.41	\$3,538,269.20
Ending Balance	\$43,711.75	\$156,795.47	\$49,813.06	\$1,319,648.43	\$1,569,968.71
Statement Received	Monthly	Monthly	Monthly	Monthly	

Bank	Public Funds		Funds 46	
	Abby Bank Payroll Checking	Abby Bank Municipal Savings	Forward Bank 46 Checking	Forward Bank 46 CD
Beginning Balance	\$8,098.15	\$15,406.41	\$43,471.10	\$1,500,000.00
Less: Non-Transfer Disbursements	\$1,347,114.43	\$0.00	\$0.00	\$0.00
Less: Transfer Disbursements	\$0.00	\$0.00	\$0.00	\$0.00
Total Disbursements	\$1,347,114.43	\$0.00	\$0.00	\$0.00
Plus: Non Transfer Receipts	\$1,347,114.43	\$0.00	\$0.00	\$0.00
Plus: Transfer Receipts	\$0.00	\$0.00	\$0.00	\$0.00
Plus: Interest Revenue	\$0.62	\$7.09	\$11.68	\$0.00
Total Receipts	\$1,347,115.05	\$7.09	\$11.68	\$0.00
Ending Balance	\$8,098.77	\$15,413.50	\$43,482.78	\$1,500,000.00
Statement Received	Monthly	Monthly	Monthly	Monthly

Budget Actual	Fund 10-General	Thru				
		Budget	Actual	Remaining	January	
Salaries, Wages and Benefits		17,070,995	8,444,566	8,626,429	-	8,444,566
ESSER Wages & Benefits		120,857	290,360	(169,503)		290,360
Instructional Budget						
MAES		104,280	73,683	30,597	-	73,683
SES		46,728	25,356	21,372		25,356
MAMS		133,282	107,765	25,517	-	107,765
MASH		268,799	144,230	124,569	-	144,230
Common School Funds - MAES		23,292	22,959	334		22,959
Common School Funds - SES		10,040	25,294	(15,254)		25,294
Common School Funds - MAMS		27,402	13,099	14,303		13,099
Common School Funds - MASH		29,266	18,815	10,451		18,815
Co-Curricular		170,000	114,858	55,142	-	114,858
Student Services		12,000	8,250	3,750	-	8,250
Carl Perkins-fully funded		15,000	14,593	407	-	14,593
Title IA fully funded		16,750	8,369	8,381	-	8,369
Intervention		21,165	20,985	180	-	20,985
Gifted and Talented		11,125	5,275	5,850	-	5,275
ELL		4,700	2,851	1,849	-	2,851
Improvement of Instruction		18,870	6,124	12,746	-	6,124
Mental Health Grant		75,000	46,324	28,676		46,324
Project Lead the Way		5,200	4,761	439	-	4,761
Title IV		23,000	14,257	8,743	-	14,257
Support Media Technology		394,000	372,395	21,605	-	372,395
Instructional Media Technology		12,080	75,308	(63,228)	-	75,308
Staff Development		17,665	9,636	8,029	-	9,636
Title II-A (Grant Fully Funded)		27,645	27,439	206	-	27,439
Threat Assessment Grant		33,000	31,888	1,112		31,888
School Forest		2,000	1,208	792	-	1,208
Total Instructional		1,502,289	1,195,722	306,567	-	1,195,722
Operations and Maintenance Budget						
Operations		685,279	466,386	218,893	-	466,386
Maintenance		603,840	231,596	372,244	-	231,596
Facilities		218,200	209,731	8,469		209,731
ESSER Funds (Covid -19)		-	-	-		-
From Fund Balance		-	-	-		-
Total Oper and Main		1,507,319	907,713	599,606	-	907,713
Total Transportation		1,357,110	678,807	678,303		678,807
All Other Budgets						
Central Administration		70,650	61,213	9,437		61,213
Fiscal		20,000	17,813	2,187		17,813
Central Services		140,800	112,000	28,800		112,000
Insurance and Judgments		163,158	36,902	126,256		36,902
Debt Services		40,000	3,069	36,931		3,069
Other Support Services		4,247	3,185	1,062		3,185
Non Program Transactions		664,091	2,975	661,116		2,975
Transfer to Fund 80/99		5,834,321	-	5,834,321	-	-
		6,937,267	237,158	6,700,109	-	237,158
Transfer to Fund 27	ESTIMATE	5,223,966	-	5,223,966	-	-
		5,223,966				
Transfer to Fund 46		\$ 15,000	0			
Total Expenditures		33,719,803	11,463,965	22,255,838	-	11,463,965

5 YEAR UTILITY REPORT

Feb-23

UTILITY			2017-2018	2018-2019	2019-2020	2020-2021	2021-2022	2022-2023
GAS/HEAT	(331)	BUDGET	125,400.00	125,400.00	115,050.00	114,000.00	114,000.00	\$140,000.00
		YEAR-END	85,000.00	95,000.00	70,948.77	95,655.44	130,180.27	\$140,000.00
		MONTH-END	-	-	-	-	-	\$85,286.52
ELECTRICITY	(336)	BUDGET	203,000.00	203,000.00	203,000.00	202,750.00	202,750.00	\$208,500.00
		YEAR-END	203,000.00	197,000.00	156,763.07	202,750.00	174,291.81	\$208,500.00
		MONTH-END	189,662.10	183,065.32	158,974.68	173,400.82	174,291.81	\$103,090.31
WATER	(337)	BUDGET	16,500.00	16,500.00	22,500.00	22,000.00	22,000.00	\$17,500.00
		YEAR-END	20,000.00	19,000.00	22,500.00	22,000.00	21,859.81	\$17,500.00
		MONTH-END	21,786.88	20,320.48	19,192.96	19,272.64	21,859.81	\$12,431.06
SEWER	(338)	BUDGET	25,000.00	25,000.00	28,000.00	27,000.00	27,000.00	\$27,500.00
		YEAR-END	27,000.00	27,000.00	28,000.00	27,000.00	24,457.63	\$27,500.00
		MONTH-END	28,335.57	27,122.56	24,841.60	25,530.23	24,457.63	\$15,980.44
POSTAGE	(353)	BUDGET	25,000.00	25,600.00	25,600.00	25,600.00	25,600.00	\$25,600.00
		YEAR-END	25,000.00	24,000.00	25,600.00	25,600.00	20,883.32	\$20,883.32
		MONTH-END	19,356.74	23,949.84	23,871.29	23,427.82	20,883.32	\$14,673.53
TELEPHONE	(355)	BUDGET	86,450.00	65,000.00	59,200.00	59,200.00	59,200.00	\$59,200.00
		YEAR-END	58,000.00	57,000.00	59,200.00	59,200.00	63,713.75	\$59,200.00
		MONTH-END	54,694.75	58,856.53	47,521.74	29,186.58	63,713.75	\$43,375.88
TOTAL BUDGET			481,350.00	460,500.00	453,350.00	450,550.00	450,550.00	\$478,300.00
TOTAL ESTIMATED YEAR-END			418,000.00	419,000.00	363,011.84	450,550.00	435,386.59	\$478,300.00
TOTAL MONTH-END			397,888.67	407,686.76	346,958.22	366,088.50	435,386.59	\$274,837.74
Remaining Budget Dollars			83,461.33	52,813.24	106,391.78	84,461.50	15,163.41	\$203,462.26

Co-Curricular Salary and Benefits

OBJECT 100-299

Middle School

Football	5,492.66
Volleyball	6,825.13
Soccer	1,507.10
Swim-Girls	3,000.20
Cross Country	3,413.33
Basketball-Girls	6,355.61
Basketball-Boys	6,210.16
Swim Boys	-
Wrestling	1,609.30
Gymnastics	-
Softball	-
Track-Girls	-
Track-Boys	-
Esports	2,318.30
District Wide	21,254.09
Co-curricular-ACADEMIC	2,108.23
	<u>60,094.11</u>
est budget	323,764

Co-Curricular Salary and Benefits

High School

		Total
		-
Football	19,231.18	24,723.84
Volleyball	11,405.79	18,230.92
Soccer-Boys	6,565.64	8,072.74
Tennis-Girls	5,691.12	5,691.12
Swim-Girls	717.67	3,717.87
Cross Country	6,054.98	9,468.31
Basketball-Girls	421.59	6,777.20
Basketball-Boys	882.43	7,092.59
Swim-Boys	4,226.45	4,226.45
Wrestling	9,165.09	10,774.39
Hockey-Girls	6,822.10	6,822.10
Hockey-Boys	7,623.38	7,623.38
Gymnastics	6,640.48	6,640.48
Baseball	-	-
Softball	-	-
Soccer-Girls	-	-
Track-Girls	-	-
Track-Boys	-	-
Tennis-Boys	-	-
Golf	-	-
Curling	-	-
Esports	1,176.68	
District Wide	21,749.61	43,003.70
Co-curricular-ACADEMIC	22,447.73	24,555.96
	<u>130,821.92</u>	<u>187,421.05</u>
Remaining		136,342.95

Co-curricular budget

OBJECT 300-999

Football	1,694.56
Volleyball	908.41
Soccer	1,419.92
Swim-Girls	627.38
Cross Country	984.94
Basketball-Girls	1,085.00
Basketball-Boys	1,449.00
Swim-Boys	
Wrestling	425.00
Gymnastics	-
Softball	-
Track-Girls	-
Track-Boys	-
Esports	
OTHER	-
Co-Curricular-ATHLETICS	2,811.88
Co-Curricular-ACADEMIC	152.70
	<u>11,558.79</u>
est budget	192,790

Co-curricular budget

Football	14,653.46	16,348.02
Volleyball	7,444.53	8,352.94
Soccer-Boys	5,608.58	7,028.50
Tennis-Girls	7,837.35	7,837.35
Swim-Girls	4,271.05	4,898.43
Cross Country	5,998.49	6,983.43
Basketball-Girls	7,474.63	8,559.63
Basketball-Boys	9,276.80	10,725.80
Swim-Boys	2,004.84	
Wrestling	4,005.06	4,430.06
Hockey-Girls	18,470.00	18,470.00
Hockey-Boys	19,950.00	19,950.00
Gymnastics	5,102.02	5,102.02
Baseball	2,042.77	2,042.77
Softball	-	-
Soccer-Girls	-	-
Track-Girls	-	-
Track-Boys	-	-
Tennis-Boys	-	-
Golf	-	-
Curling	-	-
Eports	-	
District Wide Co-Curricular	347.25	347.25
District Wide - Athletics	28,209.80	
		-
		2,811.88
		152.70
	<u>142,696.63</u>	<u>124,040.78</u>
Remaining		68,749.22

Transportation	
Football	1,981.02
Volleyball	3,821.94
Soccer	3,201.19
Swim-Girls	1,354.53
Cross Country	3,133.29
Basketball-Girls	811.07
Basketball-Boys	2,002.57
Wrestling	2,044.63
Gymnastics	-
Softball	-
Track-Girls	-
Track-Boys	-
Other	-
	<u>18,350.24</u>

Transportation		
Football	10,302.18	12,283.20
Volleyball	12,092.01	15,913.95
Soccer-Boys	5,123.89	8,325.08
Tennis-Girls	7,044.79	7,044.79
Swim-Girls	4,155.97	5,510.50
Cross Country	6,711.13	9,844.42
Basketball-Girls	4,949.17	5,760.24
Basketball-Boys	7,408.57	9,411.14
Swim-Boys	2,796.89	2,796.89
Wrestling	10,643.66	12,688.29
Hockey-Girls	7,666.13	7,666.13
Hockey-Boys	8,789.82	8,789.82
Gymnastics	3,181.00	3,181.00
Baseball	-	-
Softball	-	-
Soccer-Girls	-	-
Track-Girls	-	-
Track-Boys	-	-
Tennis-Boys	-	-
Golf	-	-
Curling	-	-
	<u>90,865.21</u>	<u>109,215.45</u>

TRANS BUDGET 130,210

Remaining

20,994.55

Total 90,003.14

364,383.76

420,677.28

est budget 646,764

Remaining

226,086.72

By Sport:

SUMMARY BY SPORT	
Football	9,168.24
Volleyball	11,555.48
	6,128.21
	-
Swim-Girls	4,982.11
Cross Country	7,531.56
Basketball-Girls	8,251.68
Basketball-Boys	9,661.73
	-
Wrestling	4,078.93
	-
	-
Gymnastics	-
	-
Softball	-
	-
Track-Girls	-
Track-Boys	-
	-
	-
District Wide	-
Not defined	2,811.88
NOT DEFINED	-
	64,169.82
Co-curricular academic	2,260.93
Total	<u>66,430.75</u>

District Wide		
	-	-
Football	44,186.82	53,355.06
Volleyball	30,942.33	42,497.81
Soccer-Boys	17,298.11	23,426.32
Tennis-Girls	20,573.26	20,573.26
Swim-Girls	9,144.69	14,126.80
Cross Country	18,764.60	26,296.16
Basketball-Girls	12,845.39	21,097.07
Basketball-Boys	17,567.80	27,229.53
Swim-Boys	9,028.18	9,028.18
Wrestling	23,813.81	27,892.74
Hockey-Girls	32,958.23	32,958.23
Hockey-Boys	36,363.20	36,363.20
Gymnastics	14,923.50	14,923.50
Baseball	2,042.77	2,042.77
Softball	-	-
Soccer-Girls	-	-
Track-Girls	-	-
Track-Boys	-	-
Tennis-Boys	-	-
Golf	-	-
Curling	21,749.61	21,749.61
DW - COCURR & ACADEMIC	-	2,811.88
	312,202.30	376,372.12
Co-curricular academic	22,447.73	24,708.66
Total	<u>334,650.03</u>	<u>401,080.78</u>

Fd	T	Loc	Obj	Func	Prj	Obj	2022-23	February 2022-23	2022-23	2022-23	Encumbered	Unencumbered	Unexpended
							Revised Budget	Monthly Activity	FYTD Activity	FYTD %	Amount	Balance	Balance
10	E	---	1--	110000	---	SALARIES	3,264,587.00	248,532.80	1,487,603.51	45.57	0.00	1,776,983.49	1,776,983.49
10	E	---	2--	110000	---	EMPLOYEE BENEFITS	1,521,126.00	112,617.60	655,782.05	43.11	0.00	865,343.95	865,343.95
10	E	---	3--	110000	---	PURCHASED SERVICES	37,298.00	670.05	23,672.65	63.47	716.50	12,908.85	13,625.35
10	E	---	4--	110000	---	NON-CAPITAL OBJECTS	70,115.00	2,579.86	65,163.40	92.94	8,164.49	3,212.89-	4,951.60
10	E	---	9--	110000	---	OTHER EXPENDITURES	8,500.00	284.50	5,905.75	69.48	0.00	2,594.25	2,594.25
10	E	---	---	110000	---	UNDIFFERENTIATED CURRICU	4,901,626.00	364,684.81	2,238,127.36	45.66	8,880.99	2,654,617.65	2,663,498.64
10	E	---	1--	120000	---	SALARIES	0.00	3,575.00	21,450.00	0.00	0.00	21,450.00-	21,450.00-
10	E	---	2--	120000	---	EMPLOYEE BENEFITS	0.00	2,490.06	10,294.33	0.00	0.00	10,294.33-	10,294.33-
10	E	---	3--	120000	---	PURCHASED SERVICES	0.00	16,300.00	16,300.00	0.00	0.00	16,300.00-	16,300.00-
10	E	---	4--	120000	---	NON-CAPITAL OBJECTS	0.00	0.00	31,544.32	0.00	0.00	31,544.32-	31,544.32-
10	E	---	---	120000	---	REGULAR CURRICULUM	0.00	22,365.06	79,588.65	0.00	0.00	79,588.65-	79,588.65-
10	E	---	1--	121000	---	SALARIES	229,200.00	18,016.70	108,100.20	47.16	0.00	121,099.80	121,099.80
10	E	---	2--	121000	---	EMPLOYEE BENEFITS	95,062.00	6,611.41	39,325.19	41.37	0.00	55,736.81	55,736.81
10	E	---	3--	121000	---	PURCHASED SERVICES	700.00	0.00	97.50	13.93	0.00	602.50	602.50
10	E	---	4--	121000	---	NON-CAPITAL OBJECTS	27,000.00	0.00	29,592.22	109.60	1,921.33	4,513.55-	2,592.22-
10	E	---	9--	121000	---	OTHER EXPENDITURES	0.00	0.00	90.00	0.00	0.00	90.00-	90.00-
10	E	---	---	121000	---	ART	351,962.00	24,628.11	177,205.11	50.35	1,921.33	172,835.56	174,756.89
10	E	---	1--	122000	---	SALARIES	1,094,717.00	78,476.94	485,511.99	44.35	0.00	609,205.01	609,205.01
10	E	---	2--	122000	---	EMPLOYEE BENEFITS	505,057.00	41,459.40	239,971.87	47.51	0.00	265,085.13	265,085.13
10	E	---	3--	122000	---	PURCHASED SERVICES	15,662.00	0.00	28,774.92	183.72	0.00	13,112.92-	13,112.92-
10	E	---	4--	122000	---	NON-CAPITAL OBJECTS	8,837.00	0.00	3,557.62	40.26	1,029.89	4,249.49	5,279.38
10	E	---	9--	122000	---	OTHER EXPENDITURES	300.00	0.00	20.00	6.67	0.00	280.00	280.00
10	E	---	---	122000	---	ENGLISH LANGUAGE	1,624,573.00	119,936.34	757,836.40	46.65	1,029.89	865,706.71	866,736.60
10	E	---	1--	122115	---	SALARIES	139,322.00	9,376.21	52,106.28	37.40	0.00	87,215.72	87,215.72
10	E	---	2--	122115	---	EMPLOYEE BENEFITS	91,914.00	6,318.07	34,433.62	37.46	0.00	57,480.38	57,480.38
10	E	---	3--	122115	---	PURCHASED SERVICES	18,742.00	0.00	20,985.00	111.97	0.00	2,243.00-	2,243.00-
10	E	---	4--	122115	---	NON-CAPITAL OBJECTS	2,423.00	0.00	0.00	0.00	0.00	2,423.00	2,423.00
10	E	---	---	122115	---	INTERVENTION	252,401.00	15,694.28	107,524.90	42.60	0.00	144,876.10	144,876.10
10	E	---	1--	122600	---	SALARIES	0.00	0.00	2,730.00	0.00	0.00	2,730.00-	2,730.00-
10	E	---	2--	122600	---	EMPLOYEE BENEFITS	0.00	0.00	382.59	0.00	0.00	382.59-	382.59-
10	E	---	3--	122600	---	PURCHASED SERVICES	3,200.00	0.00	1,140.50	35.64	0.00	2,059.50	2,059.50
10	E	---	4--	122600	---	NON-CAPITAL OBJECTS	4,000.00	0.00	1,465.21	36.63	1,072.83	1,461.96	2,534.79
10	E	---	9--	122600	---	OTHER EXPENDITURES	3,200.00	651.11	2,932.52	91.64	0.00	267.48	267.48
10	E	---	---	122600	---	DRAMA	10,400.00	651.11	8,650.82	83.18	1,072.83	676.35	1,749.18

Fd	T	Loc	Obj	Func	Prj	Obj	2022-23	February 2022-23	2022-23	2022-23	Encumbered	Unencumbered	Unexpended
							Revised Budget	Monthly Activity	FYTD Activity	FYTD %	Amount	Balance	Balance
10	E	---	1--	123219	---	SALARIES	89,700.00	7,566.68	45,400.08	50.61	0.00	44,299.92	44,299.92
10	E	---	2--	123219	---	EMPLOYEE BENEFITS	33,081.00	2,987.10	16,743.42	50.61	0.00	16,337.58	16,337.58
10	E	---	3--	123219	---	PURCHASED SERVICES	700.00	0.00	90.88	12.98	0.00	609.12	609.12
10	E	---	4--	123219	---	NON-CAPITAL OBJECTS	2,400.00	300.00	2,233.31	93.05	195.06	28.37-	166.69
10	E	---	---	123219	---	SPANISH	125,881.00	10,853.78	64,467.69	51.21	195.06	61,218.25	61,413.31
10	E	---	1--	124000	---	SALARIES	668,932.00	53,608.12	317,123.51	47.41	0.00	351,808.49	351,808.49
10	E	---	2--	124000	---	EMPLOYEE BENEFITS	395,364.00	29,805.41	168,898.05	42.72	0.00	226,465.95	226,465.95
10	E	---	3--	124000	---	PURCHASED SERVICES	0.00	0.00	2,286.00	0.00	0.00	2,286.00-	2,286.00-
10	E	---	4--	124000	---	NON-CAPITAL OBJECTS	6,078.00	691.16	5,448.44	89.64	208.27	421.29	629.56
10	E	---	---	124000	---	MATHEMATICS	1,070,374.00	84,104.69	493,756.00	46.13	208.27	576,409.73	576,618.00
10	E	---	1--	125400	---	SALARIES	232,527.00	19,260.60	117,755.60	50.64	0.00	114,771.40	114,771.40
10	E	---	2--	125400	---	EMPLOYEE BENEFITS	135,747.00	10,002.82	57,648.92	42.47	0.00	78,098.08	78,098.08
10	E	---	3--	125400	---	PURCHASED SERVICES	9,720.00	786.98	5,533.60	56.93	100.00	4,086.40	4,186.40
10	E	---	4--	125400	---	NON-CAPITAL OBJECTS	15,457.00	188.17	9,004.65	58.26	2,832.21	3,620.14	6,452.35
10	E	---	9--	125400	---	OTHER EXPENDITURES	750.00	307.40	1,963.90	261.85	600.00	1,813.90-	1,213.90-
10	E	---	---	125400	---	VOCAL MUSIC	394,201.00	30,545.97	191,906.67	48.68	3,532.21	198,762.12	202,294.33
10	E	---	1--	125500	---	SALARIES	162,670.00	13,555.86	82,179.78	50.52	0.00	80,490.22	80,490.22
10	E	---	2--	125500	---	EMPLOYEE BENEFITS	70,244.00	5,938.02	34,339.36	48.89	0.00	35,904.64	35,904.64
10	E	---	3--	125500	---	PURCHASED SERVICES	10,900.00	1,808.51	7,285.71	66.84	4,380.24	765.95-	3,614.29
10	E	---	4--	125500	---	NON-CAPITAL OBJECTS	14,032.00	1,556.95	20,308.05	144.73	4,405.04	10,681.09-	6,276.05-
10	E	---	5--	125500	---	CAPITAL OBJECTS	3,000.00	0.00	0.00	0.00	0.00	3,000.00	3,000.00
10	E	---	9--	125500	---	OTHER EXPENDITURES	800.00	732.95	1,824.45	228.06	0.00	1,024.45-	1,024.45-
10	E	---	---	125500	---	INSTRUMENTAL MUSIC	261,646.00	23,592.29	145,937.35	55.78	8,785.28	106,923.37	115,708.65
10	E	---	1--	126000	---	SALARIES	478,654.00	39,887.86	239,327.16	50.00	0.00	239,326.84	239,326.84
10	E	---	2--	126000	---	EMPLOYEE BENEFITS	250,757.00	20,276.19	119,354.53	47.60	0.00	131,402.47	131,402.47
10	E	---	3--	126000	---	PURCHASED SERVICES	1,750.00	0.00	0.00	0.00	0.00	1,750.00	1,750.00
10	E	---	4--	126000	---	NON-CAPITAL OBJECTS	29,976.00	196.85	40,216.72	134.16	2,556.69	12,797.41-	10,240.72-
10	E	---	5--	126000	---	CAPITAL OBJECTS	5,000.00	0.00	0.00	0.00	0.00	5,000.00	5,000.00
10	E	---	---	126000	---	SCIENCE	766,137.00	60,360.90	398,898.41	52.07	2,556.69	364,681.90	367,238.59
10	E	---	1--	127000	---	SALARIES	434,723.00	35,457.90	211,745.88	48.71	0.00	222,977.12	222,977.12
10	E	---	2--	127000	---	EMPLOYEE BENEFITS	200,410.00	16,266.28	94,924.41	47.37	0.00	105,485.59	105,485.59
10	E	---	4--	127000	---	NON-CAPITAL OBJECTS	3,700.00	62.50	585.81	15.83	50.00	3,064.19	3,114.19
10	E	---	9--	127000	---	OTHER EXPENDITURES	250.00	0.00	0.00	0.00	0.00	250.00	250.00
10	E	---	---	127000	---	SOCIAL SCIENCE	639,083.00	51,786.68	307,256.10	48.08	50.00	331,776.90	331,826.90

Fd	T	Loc	Obj	Func	Prj	Obj	2022-23	February 2022-23	2022-23	2022-23	Encumbered	Unencumbered	Unexpended
							Revised Budget	Monthly Activity	FYTD Activity	FYTD %	Amount	Balance	Balance
10	E	---	3--	129300	---	PURCHASED SERVICES	2,660.00	4,032.50	9,436.15	354.74	1,031.91	7,808.06-	6,776.15-
10	E	---	4--	129300	---	NON-CAPITAL OBJECTS	46,142.00	58,800.00	87,792.75	190.27	26,254.70	67,905.45-	41,650.75-
10	E	---	---	129300	---	COMPUTER LITERACY	48,802.00	62,832.50	97,228.90	199.23	27,286.61	75,713.51-	48,426.90-
10	E	---	1--	131000	---	SALARIES	95,500.00	6,197.75	42,281.25	44.27	0.00	53,218.75	53,218.75
10	E	---	2--	131000	---	EMPLOYEE BENEFITS	66,600.00	5,105.39	30,980.09	46.52	0.00	35,619.91	35,619.91
10	E	---	3--	131000	---	PURCHASED SERVICES	0.00	0.00	11.70	0.00	0.00	11.70-	11.70-
10	E	---	4--	131000	---	NON-CAPITAL OBJECTS	17,900.00	959.13	2,721.84	15.21	1,274.87	13,903.29	15,178.16
10	E	---	9--	131000	---	OTHER EXPENDITURES	750.00	0.00	0.00	0.00	0.00	750.00	750.00
10	E	---	---	131000	---	AGRICULTURE	180,750.00	12,262.27	75,994.88	42.04	1,274.87	103,480.25	104,755.12
10	E	---	1--	132000	---	SALARIES	94,400.00	7,866.68	47,200.08	50.00	0.00	47,199.92	47,199.92
10	E	---	2--	132000	---	EMPLOYEE BENEFITS	40,153.00	3,255.51	19,245.54	47.93	0.00	20,907.46	20,907.46
10	E	---	3--	132000	---	PURCHASED SERVICES	500.00	891.00	1,771.70	354.34	0.00	1,271.70-	1,271.70-
10	E	---	4--	132000	---	NON-CAPITAL OBJECTS	10,150.00	545.16	7,316.27	72.08	57.30	2,776.43	2,833.73
10	E	---	9--	132000	---	OTHER EXPENDITURES	1,800.00	600.00	1,277.00	70.94	0.00	523.00	523.00
10	E	---	---	132000	---	BUSINESS OCCUPATIONS	147,003.00	13,158.35	76,810.59	52.25	57.30	70,135.11	70,192.41
10	E	---	1--	135000	---	SALARIES	129,850.00	9,320.86	55,925.16	43.07	0.00	73,924.84	73,924.84
10	E	---	2--	135000	---	EMPLOYEE BENEFITS	64,275.00	4,305.77	25,432.89	39.57	0.00	38,842.11	38,842.11
10	E	---	3--	135000	---	PURCHASED SERVICES	1,306.00	0.00	1,064.00	81.47	456.00	214.00-	242.00
10	E	---	4--	135000	---	NON-CAPITAL OBJECTS	14,425.00	2,933.92	9,892.27	68.58	7,577.78	3,045.05-	4,532.73
10	E	---	---	135000	---	HOME ECONOMICS	209,856.00	16,560.55	92,314.32	43.99	8,033.78	109,507.90	117,541.68
10	E	---	1--	136000	---	SALARIES	258,206.00	22,499.24	126,714.71	49.08	0.00	131,491.29	131,491.29
10	E	---	2--	136000	---	EMPLOYEE BENEFITS	120,703.00	9,327.12	54,633.63	45.26	0.00	66,069.37	66,069.37
10	E	---	3--	136000	---	PURCHASED SERVICES	2,000.00	9,956.10	9,956.10	497.81	0.00	7,956.10-	7,956.10-
10	E	---	4--	136000	---	NON-CAPITAL OBJECTS	30,410.00	8,180.83	21,656.41	71.21	2,253.47	6,500.12	8,753.59
10	E	---	5--	136000	---	CAPITAL OBJECTS	0.00	25,446.00	137,179.81	0.00	0.00	137,179.81-	137,179.81-
10	E	---	---	136000	---	TECHNOLOGY EDUCATION	411,319.00	75,409.29	350,140.66	85.13	2,253.47	58,924.87	61,178.34
10	E	---	1--	138000	---	SALARIES	34,953.00	2,803.95	20,845.51	59.64	0.00	14,107.49	14,107.49
10	E	---	2--	138000	---	EMPLOYEE BENEFITS	27,820.00	2,478.83	17,742.86	63.78	0.00	10,077.14	10,077.14
10	E	---	---	138000	---	VOCATIONAL SPECIAL NEEDS	62,773.00	5,282.78	38,588.37	61.47	0.00	24,184.63	24,184.63
10	E	---	1--	139000	---	SALARIES	10,000.00	1,463.50	4,538.20	45.38	0.00	5,461.80	5,461.80
10	E	---	2--	139000	---	EMPLOYEE BENEFITS	0.00	111.99	436.15	0.00	0.00	436.15-	436.15-
10	E	---	---	139000	---	OTHER VOCATIONAL CURRICU	10,000.00	1,575.49	4,974.35	49.74	0.00	5,025.65	5,025.65
10	E	---	1--	143000	---	SALARIES	410,386.00	33,686.39	205,528.89	50.08	0.00	204,857.11	204,857.11

Fd	T	Loc	Obj	Func	Prj	Obj	2022-23	February 2022-23	2022-23	2022-23	Encumbered	Unencumbered	Unexpended
							Revised Budget	Monthly Activity	FYTD Activity	FYTD %	Amount	Balance	Balance
10	E	---	2--	143000	---	EMPLOYEE BENEFITS	156,993.00	13,339.67	78,065.79	49.73	0.00	78,927.21	78,927.21
10	E	---	3--	143000	---	PURCHASED SERVICES	4,425.00	0.00	51.75	1.17	0.00	4,373.25	4,373.25
10	E	---	4--	143000	---	NON-CAPITAL OBJECTS	17,628.00	1,190.83	16,873.92	95.72	5,361.17	4,607.09-	754.08
10	E	---	9--	143000	---	OTHER EXPENDITURES	0.00	0.00	60.00	0.00	0.00	60.00-	60.00-
10	E	---	---	143000	---	PHYSICAL EDUCATION	589,432.00	48,216.89	300,580.35	50.99	5,361.17	283,490.48	288,851.65
10	E	---	1--	161000	---	SALARIES	64,674.00	3,406.84	21,164.76	32.73	0.00	43,509.24	43,509.24
10	E	---	2--	161000	---	EMPLOYEE BENEFITS	9,298.00	532.37	3,391.20	36.47	0.00	5,906.80	5,906.80
10	E	---	3--	161000	---	PURCHASED SERVICES	645.00	75.00	125.00	19.38	0.00	520.00	520.00
10	E	---	4--	161000	---	NON-CAPITAL OBJECTS	50.00	0.00	272.25	544.50	0.00	222.25-	222.25-
10	E	---	9--	161000	---	OTHER EXPENDITURES	275.00	0.00	102.70	37.35	0.00	172.30	172.30
10	E	---	---	161000	---	CO-CURRICULAR ACADEMIC	74,942.00	4,014.21	25,055.91	33.43	0.00	49,886.09	49,886.09
10	E	---	1--	162000	---	SALARIES	166,674.00	32,736.89	99,820.03	59.89	0.00	66,853.97	66,853.97
10	E	---	2--	162000	---	EMPLOYEE BENEFITS	24,986.00	3,694.67	12,414.66	49.69	0.00	12,571.34	12,571.34
10	E	---	3--	162000	---	PURCHASED SERVICES	86,000.00	11,107.10	59,143.92	68.77	0.00	26,856.08	26,856.08
10	E	---	4--	162000	---	NON-CAPITAL OBJECTS	63,030.00	6,475.01	42,593.91	67.58	15,151.01	5,285.08	20,436.09
10	E	---	5--	162000	---	CAPITAL OBJECTS	5,000.00	0.00	0.00	0.00	0.00	5,000.00	5,000.00
10	E	---	9--	162000	---	OTHER EXPENDITURES	15,000.00	805.00	16,972.93	113.15	0.00	1,972.93-	1,972.93-
10	E	---	---	162000	---	CO-CURRICULAR ATHLETICS	360,690.00	54,818.67	230,945.45	64.03	15,151.01	114,593.54	129,744.55
10	E	---	1--	171000	---	SALARIES	150,455.00	13,436.57	75,912.09	50.46	0.00	74,542.91	74,542.91
10	E	---	2--	171000	---	EMPLOYEE BENEFITS	116,063.00	7,257.69	41,418.22	35.69	0.00	74,644.78	74,644.78
10	E	---	3--	171000	---	PURCHASED SERVICES	0.00	155.50	927.37	0.00	0.00	927.37-	927.37-
10	E	---	4--	171000	---	NON-CAPITAL OBJECTS	4,700.00	31.30	1,988.12	42.30	273.81	2,438.07	2,711.88
10	E	---	---	171000	---	CULTURALLY/SOCIALLY DISA	271,218.00	20,881.06	120,245.80	44.34	273.81	150,698.39	150,972.20
10	E	---	2--	172000	---	EMPLOYEE BENEFITS	0.00	0.00	8.44-	0.00	0.00	8.44	8.44
10	E	---	3--	172000	---	PURCHASED SERVICES	3,000.00	0.00	350.00	11.67	0.00	2,650.00	2,650.00
10	E	---	4--	172000	---	NON-CAPITAL OBJECTS	5,525.00	0.00	2,234.84	40.45	0.00	3,290.16	3,290.16
10	E	---	9--	172000	---	OTHER EXPENDITURES	2,600.00	0.00	2,690.00	103.46	0.00	90.00-	90.00-
10	E	---	---	172000	---	GIFTED AND TALENTED	11,125.00	0.00	5,266.40	47.34	0.00	5,858.60	5,858.60
10	E	---	---	1-----	---	INSTRUCTION	12,776,194.00	1,124,216.08	6,389,301.44	50.01	87,924.57	6,298,967.99	6,386,892.56
10	E	---	1--	212000	---	SALARIES	42,000.00	2,087.50	14,525.00	34.58	0.00	27,475.00	27,475.00
10	E	---	2--	212000	---	EMPLOYEE BENEFITS	4,690.00	1,331.89	7,742.31	165.08	0.00	3,052.31-	3,052.31-
10	E	---	---	212000	---	SOCIAL WORK	46,690.00	3,419.39	22,267.31	47.69	0.00	24,422.69	24,422.69
10	E	---	1--	213000	---	SALARIES	246,794.00	20,793.32	128,180.91	51.94	0.00	118,613.09	118,613.09

Fd	T	Loc	Obj	Func	Prj	Obj	2022-23	February 2022-23	2022-23	2022-23	Encumbered	Unencumbered	Unexpended
							Revised Budget	Monthly Activity	FYTD Activity	FYTD %	Amount	Balance	Balance
10	E	---	2--	213000	---	EMPLOYEE BENEFITS	99,862.00	8,514.77	51,963.65	52.04	0.00	47,898.35	47,898.35
10	E	---	3--	213000	---	PURCHASED SERVICES	41,525.00	10,048.50	32,808.31	79.01	200.00	8,516.69	8,716.69
10	E	---	4--	213000	---	NON-CAPITAL OBJECTS	9,700.00	2,228.28	7,779.26	80.20	4,168.98	2,248.24-	1,920.74
10	E	---	9--	213000	---	OTHER EXPENDITURES	3,500.00	0.00	0.00	0.00	0.00	3,500.00	3,500.00
10	E	---	---	213000	---	PUPIL SERVICES - GUIDANC	401,381.00	41,584.87	220,732.13	54.99	4,368.98	176,279.89	180,648.87
10	E	---	1--	214000	---	SALARIES	117,250.00	9,816.66	58,975.04	50.30	0.00	58,274.96	58,274.96
10	E	---	2--	214000	---	EMPLOYEE BENEFITS	74,354.00	6,095.77	36,015.38	48.44	0.00	38,338.62	38,338.62
10	E	---	3--	214000	---	PURCHASED SERVICES	1,960.00	0.00	1,051.13	53.63	0.00	908.87	908.87
10	E	---	4--	214000	---	NON-CAPITAL OBJECTS	5,900.00	1,205.91	4,218.02	71.49	369.25	1,312.73	1,681.98
10	E	---	9--	214000	---	OTHER EXPENDITURES	1,160.00	160.00	160.00	13.79	0.00	1,000.00	1,000.00
10	E	---	---	214000	---	PUPIL SERVICES - NURSE	200,624.00	17,278.34	100,419.57	50.05	369.25	99,835.18	100,204.43
10	E	---	1--	215000	---	SALARIES	0.00	0.00	1,000.00	0.00	0.00	1,000.00-	1,000.00-
10	E	---	2--	215000	---	EMPLOYEE BENEFITS	0.00	0.00	136.75	0.00	0.00	136.75-	136.75-
10	E	---	---	215000	---	PSYCHOLOGICAL SERVICES	0.00	0.00	1,136.75	0.00	0.00	1,136.75-	1,136.75-
10	E	---	1--	219000	---	SALARIES	32,703.00	2,598.41	23,100.22	70.64	0.00	9,602.78	9,602.78
10	E	---	2--	219000	---	EMPLOYEE BENEFITS	14,225.00	1,444.78	9,340.79	65.66	0.00	4,884.21	4,884.21
10	E	---	3--	219000	---	PURCHASED SERVICES	0.00	166.50	12,510.52	0.00	0.00	12,510.52-	12,510.52-
10	E	---	4--	219000	---	NON-CAPITAL OBJECTS	10,000.00	2,389.59	17,905.51	179.06	295.27	8,200.78-	7,905.51-
10	E	---	---	219000	---	OTHER PUPIL SERVICES	56,928.00	6,599.28	62,857.04	110.41	295.27	6,224.31-	5,929.04-
10	E	---	1--	221100	---	SALARIES	0.00	500.00	3,616.00	0.00	0.00	3,616.00-	3,616.00-
10	E	---	2--	221100	---	EMPLOYEE BENEFITS	0.00	38.25	276.62	0.00	0.00	276.62-	276.62-
10	E	---	---	221100	---	DIRECTION OF IMPROV OF I	0.00	538.25	3,892.62	0.00	0.00	3,892.62-	3,892.62-
10	E	---	1--	221200	---	SALARIES	10,868.00	1,121.00	2,931.14	26.97	0.00	7,936.86	7,936.86
10	E	---	2--	221200	---	EMPLOYEE BENEFITS	124.00	125.07	375.67	302.96	0.00	251.67-	251.67-
10	E	---	3--	221200	---	PURCHASED SERVICES	46,820.00	8,715.88	19,417.32	41.47	0.00	27,402.68	27,402.68
10	E	---	4--	221200	---	NON-CAPITAL OBJECTS	16,535.00	830.16	5,103.02	30.86	964.58	10,467.40	11,431.98
10	E	---	9--	221200	---	OTHER EXPENDITURES	3,715.00	0.00	3,400.00	91.52	0.00	315.00	315.00
10	E	---	---	221200	---	CURRICULUM DEVELOPMENT	78,062.00	10,792.11	31,227.15	40.00	964.58	45,870.27	46,834.85
10	E	---	1--	221201	---	SALARIES	115,405.00	9,617.10	76,936.80	66.67	0.00	38,468.20	38,468.20
10	E	---	2--	221201	---	EMPLOYEE BENEFITS	39,543.00	3,465.26	26,045.92	65.87	0.00	13,497.08	13,497.08
10	E	---	---	221201	---	CURRICULUM DEVELOPMENT	154,948.00	13,082.36	102,982.72	66.46	0.00	51,965.28	51,965.28
10	E	---	1--	221300	---	SALARIES	55,145.00	5,934.84	39,454.85	71.55	0.00	15,690.15	15,690.15
10	E	---	2--	221300	---	EMPLOYEE BENEFITS	30,000.00	1,557.12	10,580.50	35.27	0.00	19,419.50	19,419.50

Fd	T	Loc	Obj	Func	Prj	Obj	2022-23	February 2022-23	2022-23	2022-23	Encumbered	Unencumbered	Unexpended
							Revised Budget	Monthly Activity	FYTD Activity	FYTD %	Amount	Balance	Balance
10	E	---	3--	221300	---	PURCHASED SERVICES	28,715.00	14,333.42	38,958.08	135.67	0.00	10,243.08-	10,243.08-
10	E	---	4--	221300	---	NON-CAPITAL OBJECTS	4,450.00	1,139.60	6,809.45	153.02	0.00	2,359.45-	2,359.45-
10	E	---	---	221300	---	INSTRUCTIONAL STAFF TRAI	118,310.00	22,964.98	95,802.88	80.98	0.00	22,507.12	22,507.12
10	E	---	3--	221500	---	PURCHASED SERVICES	86,114.00	0.00	76,380.20	88.70	0.00	9,733.80	9,733.80
10	E	---	4--	221500	---	NON-CAPITAL OBJECTS	88,759.00	160,841.25	281,412.83	317.05	14.98	192,668.81-	192,653.83-
10	E	---	---	221500	---	INSTRUCTION RELATED TECH	174,873.00	160,841.25	357,793.03	204.60	14.98	182,935.01-	182,920.03-
10	E	---	1--	221900	---	SALARIES	0.00	14,260.28	85,454.52	0.00	0.00	85,454.52-	85,454.52-
10	E	---	2--	221900	---	EMPLOYEE BENEFITS	0.00	8,285.37	47,314.31	0.00	0.00	47,314.31-	47,314.31-
10	E	---	---	221900	---	OTHER IMPROVEMENT OF INS	0.00	22,545.65	132,768.83	0.00	0.00	132,768.83-	132,768.83-
10	E	---	1--	222200	---	SALARIES	252,649.00	25,686.59	148,709.26	58.86	0.00	103,939.74	103,939.74
10	E	---	2--	222200	---	EMPLOYEE BENEFITS	169,998.00	15,692.09	88,345.65	51.97	0.00	81,652.35	81,652.35
10	E	---	3--	222200	---	PURCHASED SERVICES	20,300.00	0.00	22,909.19	112.85	199.00	2,808.19-	2,609.19-
10	E	---	4--	222200	---	NON-CAPITAL OBJECTS	70,450.00	24,465.82	58,342.32	82.81	32,266.21	20,158.53-	12,107.68
10	E	---	9--	222200	---	OTHER EXPENDITURES	400.00	0.00	0.00	0.00	0.00	400.00	400.00
10	E	---	---	222200	---	SCHOOL LIBRARY	513,797.00	65,844.50	318,306.42	61.95	32,465.21	163,025.37	195,490.58
10	E	---	1--	222300	---	SALARIES	0.00	0.00	2,087.50	0.00	0.00	2,087.50-	2,087.50-
10	E	---	2--	222300	---	EMPLOYEE BENEFITS	0.00	0.00	763.01	0.00	0.00	763.01-	763.01-
10	E	---	---	222300	---	AUDIOVISUAL	0.00	0.00	2,850.51	0.00	0.00	2,850.51-	2,850.51-
10	E	---	1--	223700	---	SALARIES	31,200.00	2,537.50	15,225.00	48.80	0.00	15,975.00	15,975.00
10	E	---	2--	223700	---	EMPLOYEE BENEFITS	18,051.00	1,420.69	8,397.98	46.52	0.00	9,653.02	9,653.02
10	E	---	---	223700	---	SUP/COOR VOC ED - LVEC	49,251.00	3,958.19	23,622.98	47.96	0.00	25,628.02	25,628.02
10	E	---	1--	223900	---	SALARIES	42,545.00	4,380.47	31,304.72	73.58	0.00	11,240.28	11,240.28
10	E	---	2--	223900	---	EMPLOYEE BENEFITS	41,802.00	2,535.27	18,914.87	45.25	0.00	22,887.13	22,887.13
10	E	---	3--	223900	---	PURCHASED SERVICES	2,000.00	0.00	0.00	0.00	0.00	2,000.00	2,000.00
10	E	---	9--	223900	---	OTHER EXPENDITURES	0.00	0.00	920.00	0.00	0.00	920.00-	920.00-
10	E	---	---	223900	---	SUPERVISION AND COORD-OT	86,347.00	6,915.74	51,139.59	59.23	0.00	35,207.41	35,207.41
10	E	---	1--	229000	---	SALARIES	51,233.00	1.88	31,476.00	61.44	0.00	19,757.00	19,757.00
10	E	---	2--	229000	---	EMPLOYEE BENEFITS	31,672.00	0.25	8,636.27	27.27	0.00	23,035.73	23,035.73
10	E	---	---	229000	---	OTHER INSTRUCTIONAL STAF	82,905.00	2.13	40,112.27	48.38	0.00	42,792.73	42,792.73
10	E	---	1--	231000	---	SALARIES	18,500.00	1,305.00	12,055.00	65.16	0.00	6,445.00	6,445.00
10	E	---	2--	231000	---	EMPLOYEE BENEFITS	1,350.00	99.83	922.18	68.31	0.00	427.82	427.82
10	E	---	3--	231000	---	PURCHASED SERVICES	40,000.00	807.90	32,816.90	82.04	0.00	7,183.10	7,183.10

Fd	T	Loc	Obj	Func	Prj	Obj	2022-23	February 2022-23	2022-23	2022-23	Encumbered	Unencumbered	Unexpended
							Revised Budget	Monthly Activity	FYTD Activity	FYTD %	Amount	Balance	Balance
10	E	---	4--	231000	---	NON-CAPITAL OBJECTS	4,000.00	400.00	2,585.79	64.64	261.23	1,152.98	1,414.21
10	E	---	9--	231000	---	OTHER EXPENDITURES	8,500.00	0.00	390.00	4.59	0.00	8,110.00	8,110.00
10	E	---	---	231000	---	BOARD OF EDUCATION	72,350.00	2,612.73	48,769.87	67.41	261.23	23,318.90	23,580.13
10	E	---	3--	231500	---	PURCHASED SERVICES	11,500.00	10,289.94	21,425.10	186.31	0.00	9,925.10-	9,925.10-
10	E	---	---	231500	---	BOARD OF EDUCATION - LEG	11,500.00	10,289.94	21,425.10	186.31	0.00	9,925.10-	9,925.10-
10	E	---	1--	232000	---	SALARIES	194,888.00	15,432.23	122,726.88	62.97	0.00	72,161.12	72,161.12
10	E	---	2--	232000	---	EMPLOYEE BENEFITS	76,193.00	6,377.46	48,106.76	63.14	0.00	28,086.24	28,086.24
10	E	---	3--	232000	---	PURCHASED SERVICES	2,120.00	525.32	1,722.88	81.27	0.00	397.12	397.12
10	E	---	4--	232000	---	NON-CAPITAL OBJECTS	4,530.00	0.00	1,618.40	35.73	29.57	2,882.03	2,911.60
10	E	---	---	232000	---	CENTRAL ADMINISTRATION	277,731.00	22,335.01	174,174.92	62.71	29.57	103,526.51	103,556.08
10	E	---	3--	232300	---	PURCHASED SERVICES	0.00	0.00	120.00	0.00	0.00	120.00-	120.00-
10	E	---	4--	232300	---	NON-CAPITAL OBJECTS	0.00	0.00	53.60	0.00	0.00	53.60-	53.60-
10	E	---	9--	232300	---	OTHER EXPENDITURES	0.00	1,000.00	1,000.00	0.00	0.00	1,000.00-	1,000.00-
10	E	---	---	232300	---	STAFF RELATIONS	0.00	1,000.00	1,173.60	0.00	0.00	1,173.60-	1,173.60-
10	E	---	9--	239000	---	OTHER EXPENDITURES	0.00	0.00	658.88	0.00	0.00	658.88-	658.88-
10	E	---	---	239000	---	OTHER GENERAL ADMINISTRA	0.00	0.00	658.88	0.00	0.00	658.88-	658.88-
10	E	---	1--	240000	---	SALARIES	851,854.00	73,874.57	570,913.75	67.02	0.00	280,940.25	280,940.25
10	E	---	2--	240000	---	EMPLOYEE BENEFITS	453,867.00	34,283.49	250,300.23	55.15	0.00	203,566.77	203,566.77
10	E	---	3--	240000	---	PURCHASED SERVICES	20,015.00	902.95	10,077.46	50.35	0.00	9,937.54	9,937.54
10	E	---	4--	240000	---	NON-CAPITAL OBJECTS	87,978.00	2,107.75	56,963.58	64.75	1,291.28	29,723.14	31,014.42
10	E	---	9--	240000	---	OTHER EXPENDITURES	6,000.00	0.00	1,092.00	18.20	0.00	4,908.00	4,908.00
10	E	---	---	240000	---	BUILDING ADMINISTRATION	1,419,714.00	111,168.76	889,347.02	62.64	1,291.28	529,075.70	530,366.98
10	E	---	1--	252000	---	SALARIES	193,519.00	15,990.58	131,211.66	67.80	0.00	62,307.34	62,307.34
10	E	---	2--	252000	---	EMPLOYEE BENEFITS	82,865.00	7,473.49	57,750.61	69.69	0.00	25,114.39	25,114.39
10	E	---	3--	252000	---	PURCHASED SERVICES	11,370.00	2,531.64	9,564.45	84.12	0.00	1,805.55	1,805.55
10	E	---	4--	252000	---	NON-CAPITAL OBJECTS	1,200.00	1,254.67	1,517.60	126.47	0.00	317.60-	317.60-
10	E	---	9--	252000	---	OTHER EXPENDITURES	7,430.00	0.00	5,544.44	74.62	0.00	1,885.56	1,885.56
10	E	---	---	252000	---	FISCAL	296,384.00	27,250.38	205,588.76	69.37	0.00	90,795.24	90,795.24
10	E	---	1--	253000	---	SALARIES	730,056.00	57,608.45	445,110.35	60.97	0.00	284,945.65	284,945.65
10	E	---	2--	253000	---	EMPLOYEE BENEFITS	395,189.00	31,535.72	235,092.95	59.49	0.00	160,096.05	160,096.05
10	E	---	3--	253000	---	PURCHASED SERVICES	535,569.00	60,501.54	351,700.93	65.67	4,847.88	179,020.19	183,868.07
10	E	---	4--	253000	---	NON-CAPITAL OBJECTS	139,400.00	449.03-	63,572.99	45.60	46,352.72	29,474.29	75,827.01
10	E	---	5--	253000	---	CAPITAL OBJECTS	7,500.00	5,899.99	50,869.14	678.26	13,500.00	56,869.14-	43,369.14-

Fd	T	Loc	Obj	Func	Prj	Obj	2022-23 Revised Budget	February 2022-23 Monthly Activity	2022-23 FYTD Activity	2022-23 FYTD %	Encumbered Amount	Unencumbered Balance	Unexpended Balance
10	E	---	9--	253000	---	OTHER EXPENDITURES	2,810.00	0.00	275.00	9.79	0.00	2,535.00	2,535.00
10	E	---	---	253000	---	OPERATION	1,810,524.00	155,096.67	1,146,621.36	63.33	64,700.60	599,202.04	663,902.64
10	E	---	4--	254000	---	NON-CAPITAL OBJECTS	0.00	0.00	162.66	0.00	0.00	162.66-	162.66-
10	E	---	---	254000	---	MAINTENANCE	0.00	0.00	162.66	0.00	0.00	162.66-	162.66-
10	E	---	1--	254100	---	SALARIES	48,904.00	3,741.69	28,493.67	58.26	0.00	20,410.33	20,410.33
10	E	---	2--	254100	---	EMPLOYEE BENEFITS	17,803.00	1,501.11	11,260.20	63.25	0.00	6,542.80	6,542.80
10	E	---	4--	254100	---	NON-CAPITAL OBJECTS	0.00	0.00	300.43	0.00	0.00	300.43-	300.43-
10	E	---	---	254100	---	DIRECTION OF MAINTENANCE	66,707.00	5,242.80	40,054.30	60.05	0.00	26,652.70	26,652.70
10	E	---	3--	254200	---	PURCHASED SERVICES	181,150.00	0.00	81,063.97	44.75	54,318.94	45,767.09	100,086.03
10	E	---	4--	254200	---	NON-CAPITAL OBJECTS	3,400.00	0.00	4,467.79	131.41	0.00	1,067.79-	1,067.79-
10	E	---	5--	254200	---	CAPITAL OBJECTS	0.00	0.00	0.00	0.00	16,479.10-	16,479.10	0.00
10	E	---	---	254200	---	SITE REPAIRS	184,550.00	0.00	85,531.76	46.35	37,839.84	61,178.40	99,018.24
10	E	---	3--	254300	---	PURCHASED SERVICES	314,690.00	10,425.07	95,569.81	30.37	261,914.71	42,794.52-	219,120.19
10	E	---	4--	254300	---	NON-CAPITAL OBJECTS	11,650.00	194.64	18,720.22	160.69	3,735.69	10,805.91-	7,070.22-
10	E	---	9--	254300	---	OTHER EXPENDITURES	450.00	0.00	0.00	0.00	0.00	450.00	450.00
10	E	---	---	254300	---	BUILDING REPAIRS	326,790.00	10,619.71	114,290.03	34.97	265,650.40	53,150.43-	212,499.97
10	E	---	3--	254490	---	PURCHASED SERVICES	0.00	1,588.55	9,170.60	0.00	0.00	9,170.60-	9,170.60-
10	E	---	---	254490	---	OTHER EQUIPMENT REPAIRS	0.00	1,588.55	9,170.60	0.00	0.00	9,170.60-	9,170.60-
10	E	---	3--	254500	---	PURCHASED SERVICES	0.00	199.95	249.95	0.00	0.00	249.95-	249.95-
10	E	---	4--	254500	---	NON-CAPITAL OBJECTS	0.00	121.10	229.06	0.00	0.00	229.06-	229.06-
10	E	---	---	254500	---	VEHICLE MAINTENANCE	0.00	321.05	479.01	0.00	0.00	479.01-	479.01-
10	E	---	3--	254900	---	PURCHASED SERVICES	3,575.00	0.00	0.00	0.00	0.00	3,575.00	3,575.00
10	E	---	4--	254900	---	NON-CAPITAL OBJECTS	51,925.00	0.00	15,376.59	29.61	618.51-	37,166.92	36,548.41
10	E	---	5--	254900	---	CAPITAL OBJECTS	39,000.00	7,492.98	7,492.98	19.21	0.00	31,507.02	31,507.02
10	E	---	---	254900	---	OTHER MAINTENANCE	94,500.00	7,492.98	22,869.57	24.20	618.51-	72,248.94	71,630.43
10	E	---	3--	255100	---	PURCHASED SERVICES	0.00	0.00	40,177.00	0.00	62,273.00	102,450.00-	40,177.00-
10	E	---	4--	255100	---	NON-CAPITAL OBJECTS	0.00	311.96	1,599.64	0.00	0.00	1,599.64-	1,599.64-
10	E	---	5--	255100	---	CAPITAL OBJECTS	0.00	0.00	33,150.40	0.00	9,413.71	42,564.11-	33,150.40-
10	E	---	---	255100	---	CONSTRUCTION	0.00	311.96	74,927.04	0.00	71,686.71	146,613.75-	74,927.04-
10	E	---	5--	255200	---	CAPITAL OBJECTS	0.00	0.00	33,605.30	0.00	0.00	33,605.30-	33,605.30-
10	E	---	---	255200	---	SITE REPAIRS	0.00	0.00	33,605.30	0.00	0.00	33,605.30-	33,605.30-

Fd	T	Loc	Obj	Func	Prj	Obj	2022-23	February 2022-23	2022-23	2022-23	Encumbered	Unencumbered	Unexpended
							Revised Budget	Monthly Activity	FYTD Activity	FYTD %	Amount	Balance	Balance
10	E	---	3--	255300	---	PURCHASED SERVICES	141,300.00	3,190.00	29,714.00	21.03	12,690.00	98,896.00	111,586.00
10	E	---	4--	255300	---	NON-CAPITAL OBJECTS	0.00	0.00	56,434.86	0.00	0.00	56,434.86-	56,434.86-
10	E	---	5--	255300	---	CAPITAL OBJECTS	25,000.00	0.00	47,925.00	191.70	232,256.65	255,181.65-	22,925.00-
10	E	---	---	255300	---	REMODELING	166,300.00	3,190.00	134,073.86	80.62	244,946.65	212,720.51-	32,226.14
10	E	---	3--	255400	---	PURCHASED SERVICES	51,900.00	0.00	36,375.00	70.09	0.00	15,525.00	15,525.00
10	E	---	---	255400	---	RENTAL IN LIEU OF PURCHA	51,900.00	0.00	36,375.00	70.09	0.00	15,525.00	15,525.00
10	E	---	5--	256300	---	CAPITAL OBJECTS	0.00	0.00	37,219.00	0.00	0.00	37,219.00-	37,219.00-
10	E	---	---	256300	---	VEHICLE ACQUISITION	0.00	0.00	37,219.00	0.00	0.00	37,219.00-	37,219.00-
10	E	---	3--	256710	---	PURCHASED SERVICES	1,187,930.00	108,827.06	562,846.15	47.38	0.00	625,083.85	625,083.85
10	E	---	---	256710	---	CONTR TRANSPORTATION-FLE	1,187,930.00	108,827.06	562,846.15	47.38	0.00	625,083.85	625,083.85
10	E	---	3--	256720	---	PURCHASED SERVICES	15,000.00	579.25	7,196.21	47.97	0.00	7,803.79	7,803.79
10	E	---	---	256720	---	SHUTTLE SERVICE	15,000.00	579.25	7,196.21	47.97	0.00	7,803.79	7,803.79
10	E	---	3--	256741	---	PURCHASED SERVICES	17,000.00	3,691.22	10,217.13	60.10	0.00	6,782.87	6,782.87
10	E	---	---	256741	---	OTHER CO-CURRICULAR TRAV	17,000.00	3,691.22	10,217.13	60.10	0.00	6,782.87	6,782.87
10	E	---	3--	256742	---	PURCHASED SERVICES	109,180.00	22,731.52	92,257.77	84.50	0.00	16,922.23	16,922.23
10	E	---	---	256742	---	ATHLETIC TRANSPORTATION	109,180.00	22,731.52	92,257.77	84.50	0.00	16,922.23	16,922.23
10	E	---	3--	256770	---	PURCHASED SERVICES	28,000.00	3,202.14	7,339.48	26.21	0.00	20,660.52	20,660.52
10	E	---	---	256770	---	FIELD TRIPS	28,000.00	3,202.14	7,339.48	26.21	0.00	20,660.52	20,660.52
10	E	---	3--	259000	---	PURCHASED SERVICES	0.00	433.06	2,938.78	0.00	0.00	2,938.78-	2,938.78-
10	E	---	---	259000	---	OTHER BUSINESS ADMINISTR	0.00	433.06	2,938.78	0.00	0.00	2,938.78-	2,938.78-
10	E	---	3--	260000	---	PURCHASED SERVICES	111,800.00	8,453.76	77,577.67	69.39	0.00	34,222.33	34,222.33
10	E	---	4--	260000	---	NON-CAPITAL OBJECTS	29,000.00	6,742.66	31,240.80	107.73	403.80	2,644.60-	2,240.80-
10	E	---	---	260000	---	CENTRAL SERVICES	140,800.00	15,196.42	108,818.47	77.29	403.80	31,577.73	31,981.53
10	E	---	1--	264400	---	SALARIES	0.00	0.00	33.52	0.00	0.00	33.52-	33.52-
10	E	---	2--	264400	---	EMPLOYEE BENEFITS	0.00	0.00	4.39	0.00	0.00	4.39-	4.39-
10	E	---	3--	264400	---	PURCHASED SERVICES	0.00	0.00	243.04	0.00	0.00	243.04-	243.04-
10	E	---	---	264400	---	NONINSTRUCTIONAL STAFF T	0.00	0.00	280.95	0.00	0.00	280.95-	280.95-
10	E	---	7--	270000	---	INSURANCE AND JUDGEMENTS	163,158.00	0.00	36,901.95	22.62	0.00	126,256.05	126,256.05
10	E	---	---	270000	---	INSURANCE AND JUDGMENTS	163,158.00	0.00	36,901.95	22.62	0.00	126,256.05	126,256.05

Fd	T	Loc	Obj	Func	Prj	Obj	2022-23	February 2022-23	2022-23	2022-23	Encumbered	Unencumbered	Unexpended
							Revised Budget	Monthly Activity	FYTD Activity	FYTD %	Amount	Balance	Balance
10	E	---	6--	283000	---	DEBT RETIREMENT	40,000.00	0.00	3,069.43	7.67	0.00	36,930.57	36,930.57
10	E	---	---	283000	---	OPERATIONAL DEBT	40,000.00	0.00	3,069.43	7.67	0.00	36,930.57	36,930.57
10	E	---	2--	292000	---	EMPLOYEE BENEFITS	210,000.00	0.00	0.00	0.00	0.00	210,000.00	210,000.00
10	E	---	---	292000	---	OTHER RETIREE PAYMENTS	210,000.00	0.00	0.00	0.00	0.00	210,000.00	210,000.00
10	E	---	1--	295000	---	SALARIES	183,598.00	15,384.15	149,665.72	81.52	0.00	33,932.28	33,932.28
10	E	---	2--	295000	---	EMPLOYEE BENEFITS	94,635.00	8,581.90	66,635.07	70.41	0.00	27,999.93	27,999.93
10	E	---	3--	295000	---	PURCHASED SERVICES	156,907.00	874.64	238,345.90	151.90	14,958.99	96,397.89-	81,438.90-
10	E	---	4--	295000	---	NON-CAPITAL OBJECTS	67,710.00	12,173.28	97,219.80	143.58	16,741.77	46,251.57-	29,509.80-
10	E	---	5--	295000	---	CAPITAL OBJECTS	0.00	0.00	28,753.50	0.00	0.00	28,753.50-	28,753.50-
10	E	---	---	295000	---	ADMINISTRATIVE TECHNOLOG	502,850.00	37,013.97	580,619.99	115.47	31,700.76	109,470.75-	77,769.99-
10	E	---	2--	299000	---	EMPLOYEE BENEFITS	40,000.00	0.00	0.00	0.00	0.00	40,000.00	40,000.00
10	E	---	3--	299000	---	PURCHASED SERVICES	4,247.00	1,481.75	4,060.25	95.60	0.00	186.75	186.75
10	E	---	---	299000	---	MISCELLANEOUS	44,247.00	1,481.75	4,060.25	9.18	0.00	40,186.75	40,186.75
10	E	---	---	2-----	---	SUPPORT SERVICES	9,201,231.00	928,043.97	6,060,976.00	65.87	756,370.60	2,383,884.40	3,140,255.00
10	E	---	8--	411000	---	OPERATING TRANSFER - OUT	11,073,287.00	0.00	0.00	0.00	0.00	11,073,287.00	11,073,287.00
10	E	---	---	411000	---	TRANSFER FROM FUND 10	11,073,287.00	0.00	0.00	0.00	0.00	11,073,287.00	11,073,287.00
10	E	---	3--	431000	---	PURCHASED SERVICES	5,000.00	1,669.38	7,873.51	157.47	0.00	2,873.51-	2,873.51-
10	E	---	---	431000	---	GENERAL TUITION PAYMENTS	5,000.00	1,669.38	7,873.51	157.47	0.00	2,873.51-	2,873.51-
10	E	---	3--	435000	---	PURCHASED SERVICES	380,000.00	0.00	0.00	0.00	0.00	380,000.00	380,000.00
10	E	---	---	435000	---	OPEN ENROLLMENT PAYMENTS	380,000.00	0.00	0.00	0.00	0.00	380,000.00	380,000.00
10	E	---	3--	438000	---	PURCHASED SERVICES	284,091.00	0.00	0.00	0.00	0.00	284,091.00	284,091.00
10	E	---	---	438000	---	GENERAL AID REDUCTION	284,091.00	0.00	0.00	0.00	0.00	284,091.00	284,091.00
10	E	---	9--	491000	---	OTHER EXPENDITURES	0.00	504.05	1,712.11	0.00	0.00	1,712.11-	1,712.11-
10	E	---	---	491000	---	SPEC REV TRANSFERS TO OT	0.00	504.05	1,712.11	0.00	0.00	1,712.11-	1,712.11-
10	E	---	---	4-----	---	NON-PROGRAM TRANSACTIONS	11,742,378.00	2,173.43	9,585.62	0.08	0.00	11,732,792.38	11,732,792.38
10	-	---	---	-----	---	GENERAL FUND	33,719,803.00	2,054,433.48	12,459,863.06	36.95	844,295.17	20,415,644.77	21,259,939.94

Fd	T	Loc	Obj	Func	Prj	Obj	2022-23	February 2022-23	2022-23	2022-23	Encumbered	Unencumbered	Unexpended
							Revised Budget	Monthly Activity	FYTD Activity	FYTD %	Amount	Balance	Balance
21	E	---	4--	110000	---	NON-CAPITAL OBJECTS	0.00	0.00	203.99	0.00	0.00	203.99-	203.99-
21	E	---	---	110000	---	UNDIFFERENTIATED CURRICU	0.00	0.00	203.99	0.00	0.00	203.99-	203.99-
21	E	---	1--	120000	---	SALARIES	0.00	0.00	350.00	0.00	0.00	350.00-	350.00-
21	E	---	2--	120000	---	EMPLOYEE BENEFITS	0.00	0.00	49.53	0.00	0.00	49.53-	49.53-
21	E	---	4--	120000	---	NON-CAPITAL OBJECTS	0.00	8,474.04	58,603.99	0.00	532.22	59,136.21-	58,603.99-
21	E	---	9--	120000	---	OTHER EXPENDITURES	0.00	380.00	3,255.00	0.00	0.00	3,255.00-	3,255.00-
21	E	---	---	120000	---	REGULAR CURRICULUM	0.00	8,854.04	62,258.52	0.00	532.22	62,790.74-	62,258.52-
21	E	---	4--	121000	---	NON-CAPITAL OBJECTS	0.00	0.00	1,027.97	0.00	1,772.03	2,800.00-	1,027.97-
21	E	---	---	121000	---	ART	0.00	0.00	1,027.97	0.00	1,772.03	2,800.00-	1,027.97-
21	E	---	4--	126000	---	NON-CAPITAL OBJECTS	0.00	0.00	0.00	0.00	2,613.03	2,613.03-	0.00
21	E	---	---	126000	---	SCIENCE	0.00	0.00	0.00	0.00	2,613.03	2,613.03-	0.00
21	E	---	4--	135000	---	NON-CAPITAL OBJECTS	0.00	0.00	999.00	0.00	0.00	999.00-	999.00-
21	E	---	---	135000	---	HOME ECONOMICS	0.00	0.00	999.00	0.00	0.00	999.00-	999.00-
21	E	---	4--	136000	---	NON-CAPITAL OBJECTS	0.00	0.00	2,464.84	0.00	0.00	2,464.84-	2,464.84-
21	E	---	---	136000	---	TECHNOLOGY EDUCATION	0.00	0.00	2,464.84	0.00	0.00	2,464.84-	2,464.84-
21	E	---	---	1-----	---	INSTRUCTION	0.00	8,854.04	66,954.32	0.00	4,917.28	71,871.60-	66,954.32-
21	E	---	4--	214000	---	NON-CAPITAL OBJECTS	0.00	0.00	1,996.40	0.00	0.00	1,996.40-	1,996.40-
21	E	---	---	214000	---	PUPIL SERVICES - NURSE	0.00	0.00	1,996.40	0.00	0.00	1,996.40-	1,996.40-
21	E	---	4--	219000	---	NON-CAPITAL OBJECTS	0.00	0.00	6,700.25	0.00	0.00	6,700.25-	6,700.25-
21	E	---	---	219000	---	OTHER PUPIL SERVICES	0.00	0.00	6,700.25	0.00	0.00	6,700.25-	6,700.25-
21	E	---	3--	240000	---	PURCHASED SERVICES	0.00	2,405.00	18,790.37	0.00	0.00	18,790.37-	18,790.37-
21	E	---	4--	240000	---	NON-CAPITAL OBJECTS	0.00	20,728.63	176,183.55	0.00	1,357.48	177,541.03-	176,183.55-
21	E	---	9--	240000	---	OTHER EXPENDITURES	0.00	432.00	16,060.27	0.00	0.00	16,060.27-	16,060.27-
21	E	---	---	240000	---	BUILDING ADMINISTRATION	0.00	23,565.63	211,034.19	0.00	1,357.48	212,391.67-	211,034.19-
21	E	---	5--	255200	---	CAPITAL OBJECTS	0.00	0.00	44,486.70	0.00	32,993.80-	11,492.90-	44,486.70-
21	E	---	---	255200	---	SITE REPAIRS	0.00	0.00	44,486.70	0.00	32,993.80-	11,492.90-	44,486.70-
21	E	---	3--	256770	---	PURCHASED SERVICES	0.00	0.00	6,528.00	0.00	0.00	6,528.00-	6,528.00-
21	E	---	---	256770	---	FIELD TRIPS	0.00	0.00	6,528.00	0.00	0.00	6,528.00-	6,528.00-

Fd	T	Loc	Obj	Func	Prj	Obj	2022-23 Revised Budget	February 2022-23 Monthly Activity	2022-23 FYTD Activity	2022-23 FYTD %	Encumbered Amount	Unencumbered Balance	Unexpended Balance
21	E	---	---	2-----	---	SUPPORT SERVICES	0.00	23,565.63	270,745.54	0.00	31,636.32-	239,109.22-	270,745.54-
21	E	---	3--	450000	---	PURCHASED SERVICES	0.00	3,250.00	49,987.64	0.00	0.00	49,987.64-	49,987.64-
21	E	---	---	450000	---	POST-SECONDARY SCHOLARSH	0.00	3,250.00	49,987.64	0.00	0.00	49,987.64-	49,987.64-
21	E	---	---	4-----	---	NON-PROGRAM TRANSACTIONS	0.00	3,250.00	49,987.64	0.00	0.00	49,987.64-	49,987.64-
21	-	---	---	-----	---	GIFT FUND	0.00	35,669.67	387,687.50	0.00	26,719.04-	360,968.46-	387,687.50-

Fd	T	Loc	Obj	Func	Prj	Obj	2022-23	February 2022-23	2022-23	2022-23	Encumbered	Unencumbered	Unexpended
							Revised Budget	Monthly Activity	FYTD Activity	FYTD %	Amount	Balance	Balance
27	E	---	1--	152000	---	SALARIES	47,900.00	3,991.68	23,950.08	50.00	0.00	23,949.92	23,949.92
27	E	---	2--	152000	---	EMPLOYEE BENEFITS	7,036.61	590.38	3,494.38	49.66	0.00	3,542.23	3,542.23
27	E	---	4--	152000	---	NON-CAPITAL OBJECTS	15,500.00	0.00	1,405.90	9.07	0.00	14,094.10	14,094.10
27	E	---	9--	152000	---	OTHER EXPENDITURES	950.00	0.00	600.00	63.16	0.00	350.00	350.00
27	E	---	---	152000	---	EARLY CHILDHOOD	71,386.61	4,582.06	29,450.36	41.25	0.00	41,936.25	41,936.25
27	E	---	1--	156110	---	SALARIES	31,852.00	3,794.44	20,782.21	65.25	0.00	11,069.79	11,069.79
27	E	---	2--	156110	---	EMPLOYEE BENEFITS	16,449.00	1,849.21	10,040.40	61.04	0.00	6,408.60	6,408.60
27	E	---	---	156110	---	HEARING IMPAIRMENT	48,301.00	5,643.65	30,822.61	63.81	0.00	17,478.39	17,478.39
27	E	---	1--	156600	---	SALARIES	537,032.00	39,822.02	277,796.30	51.73	0.00	259,235.70	259,235.70
27	E	---	2--	156600	---	EMPLOYEE BENEFITS	265,242.00	20,713.12	135,254.95	50.99	0.00	129,987.05	129,987.05
27	E	---	3--	156600	---	PURCHASED SERVICES	800.00	0.00	1,318.66	164.83	89.95	608.61-	518.66-
27	E	---	4--	156600	---	NON-CAPITAL OBJECTS	5,200.00	327.59	6,944.45	133.55	633.21	2,377.66-	1,744.45-
27	E	---	9--	156600	---	OTHER EXPENDITURES	1,060.00	0.00	675.00	63.68	0.00	385.00	385.00
27	E	---	---	156600	---	SPEECH/LANGUAGE	809,334.00	60,862.73	421,989.36	52.14	723.16	386,621.48	387,344.64
27	E	---	3--	156700	---	PURCHASED SERVICES	0.00	2,554.19	10,819.14	0.00	0.00	10,819.14-	10,819.14-
27	E	---	---	156700	---	VISUALLY IMPAIRED	0.00	2,554.19	10,819.14	0.00	0.00	10,819.14-	10,819.14-
27	E	---	1--	158700	---	SALARIES	2,527,215.00	187,261.76	1,257,511.85	49.76	0.00	1,269,703.15	1,269,703.15
27	E	---	2--	158700	---	EMPLOYEE BENEFITS	1,380,507.39	104,722.37	673,175.44	48.76	0.00	707,331.95	707,331.95
27	E	---	3--	158700	---	PURCHASED SERVICES	21,000.00	107.98	16,243.37	77.35	6,024.99	1,268.36-	4,756.63
27	E	---	4--	158700	---	NON-CAPITAL OBJECTS	112,500.00	4,843.74	67,368.44	59.88	12,346.06	32,785.50	45,131.56
27	E	---	5--	158700	---	CAPITAL OBJECTS	7,000.00	0.00	6,552.00	93.60	0.00	448.00	448.00
27	E	---	9--	158700	---	OTHER EXPENDITURES	1,000.00	0.00	535.00	53.50	0.00	465.00	465.00
27	E	---	---	158700	---	CROSS CATEGORICAL	4,049,222.39	296,935.85	2,021,386.10	49.92	18,371.05	2,009,465.24	2,027,836.29
27	E	---	4--	158777	---	NON-CAPITAL OBJECTS	0.00	0.00	209.43	0.00	23.22	232.65-	209.43-
27	E	---	---	158777	---	RVA CROSS CATEGORICAL	0.00	0.00	209.43	0.00	23.22	232.65-	209.43-
27	E	---	9--	159100	---	OTHER EXPENDITURES	2,000.00	200.00	2,406.00	120.30	0.00	406.00-	406.00-
27	E	---	---	159100	---	SPECIAL ED ASSISTANTS	2,000.00	200.00	2,406.00	120.30	0.00	406.00-	406.00-
27	E	---	1--	159180	---	SALARIES	776,579.00	94,589.11	513,885.18	66.17	0.00	262,693.82	262,693.82
27	E	---	2--	159180	---	EMPLOYEE BENEFITS	488,464.00	55,258.58	284,907.70	58.33	0.00	203,556.30	203,556.30
27	E	---	---	159180	---	CROSS CATEGORICAL - ASST	1,265,043.00	149,847.69	798,792.88	63.14	0.00	466,250.12	466,250.12
27	E	---	1--	159300	---	SALARIES	29,583.00	2,321.52	13,929.12	47.08	0.00	15,653.88	15,653.88
27	E	---	2--	159300	---	EMPLOYEE BENEFITS	15,970.00	1,266.40	7,342.64	45.98	0.00	8,627.36	8,627.36

Fd	T	Loc	Obj	Func	Prj	Obj	2022-23	February 2022-23	2022-23	2022-23	Encumbered	Unencumbered	Unexpended
							Revised Budget	Monthly Activity	FYTD Activity	FYTD %	Amount	Balance	Balance
27	E	---	4--	159300	---	NON-CAPITAL OBJECTS	0.00	0.00	293.03	0.00	0.00	293.03-	293.03-
27	E	---	---	159300	---	ADAPTIVE PHY ED	45,553.00	3,587.92	21,564.79	47.34	0.00	23,988.21	23,988.21
27	E	---	---	1-----	---	INSTRUCTION	6,290,840.00	524,214.09	3,337,440.67	53.05	19,117.43	2,934,281.90	2,953,399.33
27	E	---	1--	212000	---	SALARIES	75,150.00	6,379.18	38,275.08	50.93	0.00	36,874.92	36,874.92
27	E	---	2--	212000	---	EMPLOYEE BENEFITS	51,113.00	4,058.59	23,584.60	46.14	0.00	27,528.40	27,528.40
27	E	---	3--	212000	---	PURCHASED SERVICES	0.00	0.00	107.44	0.00	0.00	107.44-	107.44-
27	E	---	---	212000	---	SOCIAL WORK	126,263.00	10,437.77	61,967.12	49.08	0.00	64,295.88	64,295.88
27	E	---	4--	213000	---	NON-CAPITAL OBJECTS	0.00	0.00	134.61	0.00	0.00	134.61-	134.61-
27	E	---	---	213000	---	PUPIL SERVICES - GUIDANC	0.00	0.00	134.61	0.00	0.00	134.61-	134.61-
27	E	---	1--	215000	---	SALARIES	459,749.00	44,572.44	308,701.96	67.15	0.00	151,047.04	151,047.04
27	E	---	2--	215000	---	EMPLOYEE BENEFITS	208,938.00	20,278.14	133,430.99	63.86	0.00	75,507.01	75,507.01
27	E	---	3--	215000	---	PURCHASED SERVICES	0.00	0.00	68.20	0.00	0.00	68.20-	68.20-
27	E	---	4--	215000	---	NON-CAPITAL OBJECTS	3,000.00	0.00	3,856.66	128.56	0.00	856.66-	856.66-
27	E	---	---	215000	---	PSYCHOLOGICAL SERVICES	671,687.00	64,850.58	446,057.81	66.41	0.00	225,629.19	225,629.19
27	E	---	3--	215200	---	PURCHASED SERVICES	3,590.00	0.00	987.61	27.51	0.00	2,602.39	2,602.39
27	E	---	4--	215200	---	NON-CAPITAL OBJECTS	3,850.00	1,080.60	3,372.46	87.60	474.30	3.24	477.54
27	E	---	9--	215200	---	OTHER EXPENDITURES	0.00	0.00	125.00	0.00	0.00	125.00-	125.00-
27	E	---	---	215200	---	DIRECT PSYCHOLOGICAL SER	7,440.00	1,080.60	4,485.07	60.28	474.30	2,480.63	2,954.93
27	E	---	1--	218100	---	SALARIES	228,397.00	21,482.69	148,737.79	65.12	0.00	79,659.21	79,659.21
27	E	---	2--	218100	---	EMPLOYEE BENEFITS	81,493.00	8,235.75	48,709.89	59.77	0.00	32,783.11	32,783.11
27	E	---	3--	218100	---	PURCHASED SERVICES	600.00	0.00	2,877.87	479.65	1,020.60	3,298.47-	2,277.87-
27	E	---	4--	218100	---	NON-CAPITAL OBJECTS	5,000.00	557.28	3,067.78	61.36	40.62	1,891.60	1,932.22
27	E	---	9--	218100	---	OTHER EXPENDITURES	310.00	0.00	0.00	0.00	0.00	310.00	310.00
27	E	---	---	218100	---	OCCUPATIONAL THERAPY	315,800.00	30,275.72	203,393.33	64.41	1,061.22	111,345.45	112,406.67
27	E	---	1--	218200	---	SALARIES	69,728.00	5,810.68	34,864.08	50.00	0.00	34,863.92	34,863.92
27	E	---	2--	218200	---	EMPLOYEE BENEFITS	36,528.00	2,954.72	17,465.27	47.81	0.00	19,062.73	19,062.73
27	E	---	3--	218200	---	PURCHASED SERVICES	600.00	0.00	7,787.19	1,297.87	0.00	7,187.19-	7,187.19-
27	E	---	4--	218200	---	NON-CAPITAL OBJECTS	3,000.00	749.30	749.30	24.98	0.00	2,250.70	2,250.70
27	E	---	---	218200	---	PHYSICAL THERAPY	109,856.00	9,514.70	60,865.84	55.41	0.00	48,990.16	48,990.16
27	E	---	3--	219000	---	PURCHASED SERVICES	0.00	0.00	250.00	0.00	0.00	250.00-	250.00-
27	E	---	4--	219000	---	NON-CAPITAL OBJECTS	0.00	0.00	1,936.01	0.00	0.00	1,936.01-	1,936.01-
27	E	---	---	219000	---	OTHER PUPIL SERVICES	0.00	0.00	2,186.01	0.00	0.00	2,186.01-	2,186.01-

Fd	T	Loc	Obj	Func	Prj	Obj	2022-23	February 2022-23	2022-23	2022-23	Encumbered	Unencumbered	Unexpended
							Revised Budget	Monthly Activity	FYTD Activity	FYTD %	Amount	Balance	Balance
27	E	---	1--	221200	---	SALARIES	0.00	92.00	1,593.15	0.00	0.00	1,593.15-	1,593.15-
27	E	---	2--	221200	---	EMPLOYEE BENEFITS	0.00	12.95	222.72	0.00	0.00	222.72-	222.72-
27	E	---	---	221200	---	CURRICULUM DEVELOPMENT	0.00	104.95	1,815.87	0.00	0.00	1,815.87-	1,815.87-
27	E	---	1--	221300	---	SALARIES	0.00	4,427.50	35,189.07	0.00	0.00	35,189.07-	35,189.07-
27	E	---	2--	221300	---	EMPLOYEE BENEFITS	5,000.00	617.25	8,151.76	163.04	0.00	3,151.76-	3,151.76-
27	E	---	3--	221300	---	PURCHASED SERVICES	30,500.00	105.49	8,237.73	27.01	0.00	22,262.27	22,262.27
27	E	---	4--	221300	---	NON-CAPITAL OBJECTS	6,000.00	0.00	2,623.59	43.73	1,041.39	2,335.02	3,376.41
27	E	---	---	221300	---	INSTRUCTIONAL STAFF TRAI	41,500.00	5,150.24	54,202.15	130.61	1,041.39	13,743.54-	12,702.15-
27	E	---	1--	221900	---	SALARIES	0.00	3,696.31	3,696.31	0.00	0.00	3,696.31-	3,696.31-
27	E	---	2--	221900	---	EMPLOYEE BENEFITS	0.00	506.86	506.86	0.00	0.00	506.86-	506.86-
27	E	---	4--	221900	---	NON-CAPITAL OBJECTS	3,500.00	0.00	68.77	1.96	0.00	3,431.23	3,431.23
27	E	---	---	221900	---	OTHER IMPROVEMENT OF INS	3,500.00	4,203.17	4,271.94	122.06	0.00	771.94-	771.94-
27	E	---	1--	223300	---	SALARIES	114,893.00	9,574.42	76,595.36	66.67	0.00	38,297.64	38,297.64
27	E	---	2--	223300	---	EMPLOYEE BENEFITS	28,631.00	2,357.12	18,555.04	64.81	0.00	10,075.96	10,075.96
27	E	---	3--	223300	---	PURCHASED SERVICES	3,500.00	0.00	0.00	0.00	0.00	3,500.00	3,500.00
27	E	---	4--	223300	---	NON-CAPITAL OBJECTS	1,000.00	0.00	0.00	0.00	0.00	1,000.00	1,000.00
27	E	---	---	223300	---	SUP/COOR EXCEPTIONAL EDU	148,024.00	11,931.54	95,150.40	64.28	0.00	52,873.60	52,873.60
27	E	---	1--	223390	---	SALARIES	45,289.00	3,892.23	29,059.17	64.16	0.00	16,229.83	16,229.83
27	E	---	2--	223390	---	EMPLOYEE BENEFITS	29,349.00	2,636.48	18,471.25	62.94	0.00	10,877.75	10,877.75
27	E	---	3--	223390	---	PURCHASED SERVICES	0.00	499.00	4,065.00	0.00	0.00	4,065.00-	4,065.00-
27	E	---	4--	223390	---	NON-CAPITAL OBJECTS	0.00	66.09	91.69	0.00	0.00	91.69-	91.69-
27	E	---	---	223390	---	SPECIAL ED SUPERIVSION &	74,638.00	7,093.80	51,687.11	69.25	0.00	22,950.89	22,950.89
27	E	---	3--	252000	---	PURCHASED SERVICES	0.00	0.00	11,298.00	0.00	0.00	11,298.00-	11,298.00-
27	E	---	---	252000	---	FISCAL	0.00	0.00	11,298.00	0.00	0.00	11,298.00-	11,298.00-
27	E	---	4--	254410	---	NON-CAPITAL OBJECTS	0.00	0.00	21.00	0.00	0.00	21.00-	21.00-
27	E	---	---	254410	---	INSTRUCTIONAL EQUIPMENT	0.00	0.00	21.00	0.00	0.00	21.00-	21.00-
27	E	---	5--	255200	---	CAPITAL OBJECTS	50,000.00	0.00	0.00	0.00	16,479.10-	66,479.10	50,000.00
27	E	---	---	255200	---	SITE REPAIRS	50,000.00	0.00	0.00	0.00	16,479.10-	66,479.10	50,000.00
27	E	---	3--	255400	---	PURCHASED SERVICES	10,000.00	0.00	8,998.75	89.99	0.00	1,001.25	1,001.25
27	E	---	---	255400	---	RENTAL IN LIEU OF PURCHA	10,000.00	0.00	8,998.75	89.99	0.00	1,001.25	1,001.25
27	E	---	1--	256250	---	SALARIES	60,934.00	7,719.36	39,236.98	64.39	0.00	21,697.02	21,697.02

Fd	T	Loc	Obj	Func	Prj	Obj	2022-23	February 2022-23	2022-23	2022-23	Encumbered	Unencumbered	Unexpended
							Revised Budget	Monthly Activity	FYTD Activity	FYTD %	Amount	Balance	Balance
27	E	---	2--	256250	---	EMPLOYEE BENEFITS	46,936.00	4,983.51	27,997.84	59.65	0.00	18,938.16	18,938.16
27	E	---	3--	256250	---	PURCHASED SERVICES	27,000.00	1,785.18	16,490.52	61.08	0.00	10,509.48	10,509.48
27	E	---	4--	256250	---	NON-CAPITAL OBJECTS	1,000.00	0.00	0.00	0.00	0.00	1,000.00	1,000.00
27	E	---	---	256250	---	SP ED TRANSPORTATION - D	135,870.00	14,488.05	83,725.34	61.62	0.00	52,144.66	52,144.66
27	E	---	3--	256600	---	PURCHASED SERVICES	0.00	0.00	162.81	0.00	0.00	162.81-	162.81-
27	E	---	---	256600	---	VEHICLE SERVICING	0.00	0.00	162.81	0.00	0.00	162.81-	162.81-
27	E	---	3--	256750	---	PURCHASED SERVICES	0.00	2,130.00	8,268.00	0.00	0.00	8,268.00-	8,268.00-
27	E	---	---	256750	---	CONTRACTED SP ED TRANSP-	0.00	2,130.00	8,268.00	0.00	0.00	8,268.00-	8,268.00-
27	E	---	3--	256770	---	PURCHASED SERVICES	4,000.00	314.16	314.16	7.85	0.00	3,685.84	3,685.84
27	E	---	---	256770	---	FIELD TRIPS	4,000.00	314.16	314.16	7.85	0.00	3,685.84	3,685.84
27	E	---	7--	256800	---	INSURANCE AND JUDGEMENTS	2,000.00	0.00	2,386.00	119.30	0.00	386.00-	386.00-
27	E	---	---	256800	---	INSURANCE SERVICES	2,000.00	0.00	2,386.00	119.30	0.00	386.00-	386.00-
27	E	---	3--	259000	---	PURCHASED SERVICES	0.00	0.00	890.56	0.00	0.00	890.56-	890.56-
27	E	---	---	259000	---	OTHER BUSINESS ADMINISTR	0.00	0.00	890.56	0.00	0.00	890.56-	890.56-
27	E	---	3--	263300	---	PURCHASED SERVICES	2,000.00	981.00	2,143.37	107.17	0.00	143.37-	143.37-
27	E	---	---	263300	---	PUBLIC INFORMATION	2,000.00	981.00	2,143.37	107.17	0.00	143.37-	143.37-
27	E	---	3--	264400	---	PURCHASED SERVICES	0.00	324.78	1,313.49	0.00	1,350.00	2,663.49-	1,313.49-
27	E	---	---	264400	---	NONINSTRUCTIONAL STAFF T	0.00	324.78	1,313.49	0.00	1,350.00	2,663.49-	1,313.49-
27	E	---	---	2-----	---	SUPPORT SERVICES	1,702,578.00	162,881.06	1,105,738.74	64.94	12,552.19-	609,391.45	596,839.26
27	E	---	3--	436611	---	PURCHASED SERVICES	75,206.00	11,669.00	36,719.00	48.82	0.00	38,487.00	38,487.00
27	E	---	---	436611	---	HEARING IMPAIRMENT	75,206.00	11,669.00	36,719.00	48.82	0.00	38,487.00	38,487.00
27	E	---	3--	436670	---	PURCHASED SERVICES	0.00	6,452.00	18,755.00	0.00	0.00	18,755.00-	18,755.00-
27	E	---	---	436670	---	VISUAL IMPAIRMENT	0.00	6,452.00	18,755.00	0.00	0.00	18,755.00-	18,755.00-
27	E	---	---	4-----	---	NON-PROGRAM TRANSACTIONS	75,206.00	18,121.00	55,474.00	73.76	0.00	19,732.00	19,732.00
27	-	---	---	-----	---	SPECIAL EDUCATION FUND	8,068,624.00	705,216.15	4,498,653.41	55.75	6,565.24	3,563,405.35	3,569,970.59

Fd	T	Loc	Obj	Func	Prj	Obj	2022-23 Revised Budget	February 2022-23 Monthly Activity	2022-23 FYTD Activity	2022-23 FYTD %	Encumbered Amount	Unencumbered Balance	Unexpended Balance
38	E	---	6--	281000	---	DEBT REITREMENT	85,737.00	0.00	0.00	0.00	0.00	85,737.00	85,737.00
38	E	---	---	281000	---	LONG-TERM CAPITAL DEBT	85,737.00	0.00	0.00	0.00	0.00	85,737.00	85,737.00
38	E	---	6--	282000	---	DEBT REITREMENT	0.00	0.00	4,018.30	0.00	0.00	4,018.30-	4,018.30-
38	E	---	---	282000	---	REFINANCING	0.00	0.00	4,018.30	0.00	0.00	4,018.30-	4,018.30-
38	E	---	---	2-----	---	SUPPORT SERVICES	85,737.00	0.00	4,018.30	4.69	0.00	81,718.70	81,718.70
38	-	---	---	-----	---	Non-Referendum Debt Serv	85,737.00	0.00	4,018.30	4.69	0.00	81,718.70	81,718.70

Fd	T	Loc	Obj	Func	Prj	Obj	2022-23	February 2022-23	2022-23	2022-23	Encumbered	Unencumbered	Unexpended
							Revised Budget	Monthly Activity	FYTD Activity	FYTD %	Amount	Balance	Balance
39	E	---	6--	281000	---	DEBT REITREMENT	112,200.00	0.00	1,100.00	0.98	0.00	111,100.00	111,100.00
39	E	---	---	281000	---	LONG-TERM CAPITAL DEBT	112,200.00	0.00	1,100.00	0.98	0.00	111,100.00	111,100.00
39	E	---	---	2-----	---	SUPPORT SERVICES	112,200.00	0.00	1,100.00	0.98	0.00	111,100.00	111,100.00
39	-	---	---	-----	---	REFERENDUM APPROVED DEBT	112,200.00	0.00	1,100.00	0.98	0.00	111,100.00	111,100.00

Fd	T	Loc	Obj	Func	Prj	Obj	2022-23 Revised Budget	February 2022-23 Monthly Activity	2022-23 FYTD Activity	2022-23 FYTD %	Encumbered Amount	Unencumbered Balance	Unexpended Balance
49	E	---	3--	255300	---	PURCHASED SERVICES	0.00	0.00	179,085.73	0.00	53,074.84-	126,010.89-	179,085.73-
49	E	---	4--	255300	---	NON-CAPITAL OBJECTS	789,225.00	0.00	10,461.90	1.33	0.00	778,763.10	778,763.10
49	E	---	5--	255300	---	CAPITAL OBJECTS	0.00	0.00	0.00	0.00	677,147.27	677,147.27-	0.00
49	E	---	---	255300	---	REMODELING	789,225.00	0.00	189,547.63	24.02	624,072.43	24,395.06-	599,677.37
49	E	---	7--	270000	---	INSURANCE AND JUDGEMENTS	0.00	0.00	743.00	0.00	0.00	743.00-	743.00-
49	E	---	---	270000	---	INSURANCE AND JUDGMENTS	0.00	0.00	743.00	0.00	0.00	743.00-	743.00-
49	E	---	---	2-----	---	SUPPORT SERVICES	789,225.00	0.00	190,290.63	24.11	624,072.43	25,138.06-	598,934.37
49	-	---	---	-----	---	OTHER CAPITAL PROJECTS F	789,225.00	0.00	190,290.63	24.11	624,072.43	25,138.06-	598,934.37

Fd	T	Loc	Obj	Func	Prj	Obj	2022-23	February 2022-23	2022-23	2022-23	Encumbered	Unencumbered	Unexpended
							Revised Budget	Monthly Activity	FYTD Activity	FYTD %	Amount	Balance	Balance
50	E	---	3--	254300	---	PURCHASED SERVICES	0.00	0.00	3,163.00	0.00	0.00	3,163.00-	3,163.00-
50	E	---	---	254300	---	BUILDING REPAIRS	0.00	0.00	3,163.00	0.00	0.00	3,163.00-	3,163.00-
50	E	---	1--	257000	---	SALARIES	79,958.00	10,027.22	28,675.69	35.86	0.00	51,282.31	51,282.31
50	E	---	2--	257000	---	EMPLOYEE BENEFITS	55,341.00	6,695.92	13,721.04	24.79	0.00	41,619.96	41,619.96
50	E	---	3--	257000	---	PURCHASED SERVICES	1,155,000.00	10,940.61	608,198.31	52.66	0.00	546,801.69	546,801.69
50	E	---	4--	257000	---	NON-CAPITAL OBJECTS	0.00	0.00	12,257.21	0.00	89.80-	12,167.41-	12,257.21-
50	E	---	5--	257000	---	CAPITAL OBJECTS	0.00	0.00	277,033.50	0.00	17,453.00	294,486.50-	277,033.50-
50	E	---	9--	257000	---	OTHER EXPENDITURES	0.00	0.00	1,930.18-	0.00	0.00	1,930.18	1,930.18
50	E	---	---	257000	---	FOOD SERVICES	1,290,299.00	27,663.75	937,955.57	72.69	17,363.20	334,980.23	352,343.43
50	E	---	3--	295000	---	PURCHASED SERVICES	0.00	0.00	6,619.00	0.00	0.00	6,619.00-	6,619.00-
50	E	---	---	295000	---	ADMINISTRATIVE TECHNOLOG	0.00	0.00	6,619.00	0.00	0.00	6,619.00-	6,619.00-
50	E	---	---	2-----	---	SUPPORT SERVICES	1,290,299.00	27,663.75	947,737.57	73.45	17,363.20	325,198.23	342,561.43
50	-	---	---	-----	---	FOOD SERVICE FUND	1,290,299.00	27,663.75	947,737.57	73.45	17,363.20	325,198.23	342,561.43

Fd	T	Loc	Obj	Func	Prj	Obj	2022-23	February 2022-23	2022-23	2022-23	Encumbered	Unencumbered	Unexpended
							Revised Budget	Monthly Activity	FYTD Activity	FYTD %	Amount	Balance	Balance
73	E	---	9--	420000	---	OTHER EXPENDITURES	0.00	970.91	845,944.14	0.00	0.00	845,944.14-	845,944.14-
73	E	---	---	420000	---	TRUST FUND AWARD/SCHOLAR	0.00	970.91	845,944.14	0.00	0.00	845,944.14-	845,944.14-
73	E	---	---	4-----	---	NON-PROGRAM TRANSACTIONS	0.00	970.91	845,944.14	0.00	0.00	845,944.14-	845,944.14-
73	-	---	---	-----	---	FIDUCIARY FUND	0.00	970.91	845,944.14	0.00	0.00	845,944.14-	845,944.14-

Fd	T	Loc	Obj	Func	Prj	Obj	2022-23	February 2022-23	2022-23	2022-23	Encumbered	Unencumbered	Unexpended
							Revised Budget	Monthly Activity	FYTD Activity	FYTD %	Amount	Balance	Balance
80	E	---	1--	229000	---	SALARIES	0.00	12.50	175.00	0.00	0.00	175.00-	175.00-
80	E	---	2--	229000	---	EMPLOYEE BENEFITS	0.00	1.68	23.86	0.00	0.00	23.86-	23.86-
80	E	---	---	229000	---	OTHER INSTRUCTIONAL STAF	0.00	14.18	198.86	0.00	0.00	198.86-	198.86-
80	E	---	3--	230000	---	PURCHASED SERVICES	0.00	30.63	244.97	0.00	0.00	244.97-	244.97-
80	E	---	---	230000	---	GENERAL ADMINISTRATION	0.00	30.63	244.97	0.00	0.00	244.97-	244.97-
80	E	---	1--	232200	---	SALARIES	12,500.00	1,287.00	6,807.50	54.46	0.00	5,692.50	5,692.50
80	E	---	2--	232200	---	EMPLOYEE BENEFITS	1,185.00	98.50	520.94	43.96	0.00	664.06	664.06
80	E	---	3--	232200	---	PURCHASED SERVICES	50,000.00	0.00	0.00	0.00	0.00	50,000.00	50,000.00
80	E	---	---	232200	---	COMMUNITY RELATIONS	63,685.00	1,385.50	7,328.44	11.51	0.00	56,356.56	56,356.56
80	E	---	1--	240000	---	SALARIES	79,700.00	10,068.64	48,821.78	61.26	0.00	30,878.22	30,878.22
80	E	---	2--	240000	---	EMPLOYEE BENEFITS	16,215.00	1,711.94	10,059.89	62.04	0.00	6,155.11	6,155.11
80	E	---	3--	240000	---	PURCHASED SERVICES	5,000.00	0.00	32.00	0.64	0.00	4,968.00	4,968.00
80	E	---	4--	240000	---	NON-CAPITAL OBJECTS	5,000.00	54.26	1,926.77	38.54	0.00	3,073.23	3,073.23
80	E	---	9--	240000	---	OTHER EXPENDITURES	0.00	0.00	55.00	0.00	0.00	55.00-	55.00-
80	E	---	---	240000	---	BUILDING ADMINISTRATION	105,915.00	11,834.84	60,895.44	57.49	0.00	45,019.56	45,019.56
80	E	---	3--	253000	---	PURCHASED SERVICES	0.00	0.00	6,224.44	0.00	3,775.56	10,000.00-	6,224.44-
80	E	---	5--	253000	---	CAPITAL OBJECTS	87,095.00	0.00	0.00	0.00	0.00	87,095.00	87,095.00
80	E	---	---	253000	---	OPERATION	87,095.00	0.00	6,224.44	7.15	3,775.56	77,095.00	80,870.56
80	E	---	4--	254490	---	NON-CAPITAL OBJECTS	10,000.00	0.00	0.00	0.00	0.00	10,000.00	10,000.00
80	E	---	---	254490	---	OTHER EQUIPMENT REPAIRS	10,000.00	0.00	0.00	0.00	0.00	10,000.00	10,000.00
80	E	---	3--	256790	---	PURCHASED SERVICES	29,000.00	2,855.70	18,350.24	63.28	0.00	10,649.76	10,649.76
80	E	---	---	256790	---	OTHER CONTRACTED TRANSP	29,000.00	2,855.70	18,350.24	63.28	0.00	10,649.76	10,649.76
80	E	---	3--	264400	---	PURCHASED SERVICES	0.00	0.00	90.00	0.00	0.00	90.00-	90.00-
80	E	---	---	264400	---	NONINSTRUCTIONAL STAFF T	0.00	0.00	90.00	0.00	0.00	90.00-	90.00-
80	E	---	---	2-----	---	SUPPORT SERVICES	295,695.00	16,120.85	93,332.39	31.56	3,775.56	198,587.05	202,362.61
80	E	---	1--	310000	---	SALARIES	18,000.00	0.00	9,000.00	50.00	0.00	9,000.00	9,000.00
80	E	---	2--	310000	---	EMPLOYEE BENEFITS	2,800.00	0.00	1,279.17	45.68	0.00	1,520.83	1,520.83
80	E	---	3--	310000	---	PURCHASED SERVICES	1,000.00	90.00	1,981.47	198.15	0.00	981.47-	981.47-
80	E	---	4--	310000	---	NON-CAPITAL OBJECTS	700.00	356.45	586.17	83.74	43.15	70.68	113.83
80	E	---	---	310000	---	COMMUNITY SRVCS - ADULT	22,500.00	446.45	12,846.81	57.10	43.15	9,610.04	9,653.19

Fd	T	Loc	Obj	Func	Prj	Obj	2022-23	February 2022-23	2022-23	2022-23	Encumbered	Unencumbered	Unexpended
							Revised Budget	Monthly Activity	FYTD Activity	FYTD %	Amount	Balance	Balance
80	E	---	1--	390000	---	SALARIES	108,294.00	15,177.49	70,375.38	64.99	0.00	37,918.62	37,918.62
80	E	---	2--	390000	---	EMPLOYEE BENEFITS	16,706.00	5,727.17	28,108.72	168.26	0.00	11,402.72-	11,402.72-
80	E	---	3--	390000	---	PURCHASED SERVICES	0.00	4,457.50	10,239.51	0.00	3,705.00	13,944.51-	10,239.51-
80	E	---	4--	390000	---	NON-CAPITAL OBJECTS	0.00	1,154.21	12,695.53	0.00	1,315.97	14,011.50-	12,695.53-
80	E	---	9--	390000	---	OTHER EXPENDITURES	0.00	1,050.00	1,350.00	0.00	0.00	1,350.00-	1,350.00-
80	E	---	---	390000	---	COMMUNITY SERVICES - OTH	125,000.00	27,566.37	122,769.14	98.22	5,020.97	2,790.11-	2,230.86
80	E	---	1--	393000	---	SALARIES	83,337.00	8,957.43	52,395.76	62.87	0.00	30,941.24	30,941.24
80	E	---	2--	393000	---	EMPLOYEE BENEFITS	11,318.00	1,073.54	6,020.32	53.19	0.00	5,297.68	5,297.68
80	E	---	3--	393000	---	PURCHASED SERVICES	13,700.00	960.00	5,288.90	38.61	0.00	8,411.10	8,411.10
80	E	---	4--	393000	---	NON-CAPITAL OBJECTS	13,000.00	0.00	4,979.51	38.30	3,561.27	4,459.22	8,020.49
80	E	---	9--	393000	---	OTHER EXPENDITURES	450.00	0.00	1,250.00	277.78	0.00	800.00-	800.00-
80	E	---	---	393000	---	RECREATION ATHLETIC COMM	121,805.00	10,990.97	69,934.49	57.42	3,561.27	48,309.24	51,870.51
80	E	---	---	3-----	---	COMMUNITY SERVICES	269,305.00	39,003.79	205,550.44	76.33	8,625.39	55,129.17	63,754.56
80	-	---	---	-----	---	COMMUNITY SERVICE FUND	565,000.00	55,124.64	298,882.83	52.90	12,400.95	253,716.22	266,117.17

Fd	T	Loc	Obj	Func	Prj	Obj	2022-23	February 2022-23	2022-23	2022-23	Encumbered	Unencumbered	Unexpended
							Revised Budget	Monthly Activity	FYTD Activity	FYTD %	Amount	Balance	Balance
99	E	---	1--	110000	---	SALARIES	1,613,705.00	149,243.74	1,150,136.51	71.27	0.00	463,568.49	463,568.49
99	E	---	2--	110000	---	EMPLOYEE BENEFITS	809,160.00	72,454.25	508,301.43	62.82	0.00	300,858.57	300,858.57
99	E	---	3--	110000	---	PURCHASED SERVICES	75,000.00	144.55	74,789.31	99.72	4,774.00	4,563.31-	210.69
99	E	---	4--	110000	---	NON-CAPITAL OBJECTS	982,500.00	36,569.47	625,519.65	63.67	53,454.57	303,525.78	356,980.35
99	E	---	9--	110000	---	OTHER EXPENDITURES	0.00	6,604.00	43,522.98	0.00	0.00	43,522.98-	43,522.98-
99	E	---	---	110000	---	UNDIFFERENTIATED CURRICU	3,480,365.00	265,016.01	2,402,269.88	69.02	58,228.57	1,019,866.55	1,078,095.12
99	E	---	3--	120000	---	PURCHASED SERVICES	0.00	0.00	11,508.44	0.00	0.00	11,508.44-	11,508.44-
99	E	---	4--	120000	---	NON-CAPITAL OBJECTS	0.00	329.98	10,616.09	0.00	0.00	10,616.09-	10,616.09-
99	E	---	9--	120000	---	OTHER EXPENDITURES	0.00	0.00	660.00	0.00	0.00	660.00-	660.00-
99	E	---	---	120000	---	REGULAR CURRICULUM	0.00	329.98	22,784.53	0.00	0.00	22,784.53-	22,784.53-
99	E	---	1--	121000	---	SALARIES	113,500.00	15,027.10	120,216.80	105.92	0.00	6,716.80-	6,716.80-
99	E	---	2--	121000	---	EMPLOYEE BENEFITS	64,575.00	8,600.90	65,053.72	100.74	0.00	478.72-	478.72-
99	E	---	---	121000	---	ART	178,075.00	23,628.00	185,270.52	104.04	0.00	7,195.52-	7,195.52-
99	E	---	1--	122000	---	SALARIES	202,900.00	19,840.84	158,726.72	78.23	0.00	44,173.28	44,173.28
99	E	---	2--	122000	---	EMPLOYEE BENEFITS	94,184.00	5,744.17	45,242.64	48.04	0.00	48,941.36	48,941.36
99	E	---	---	122000	---	ENGLISH LANGUAGE	297,084.00	25,585.01	203,969.36	68.66	0.00	93,114.64	93,114.64
99	E	---	1--	122115	---	SALARIES	0.00	9,250.00	74,000.00	0.00	0.00	74,000.00-	74,000.00-
99	E	---	2--	122115	---	EMPLOYEE BENEFITS	0.00	4,388.40	34,529.04	0.00	0.00	34,529.04-	34,529.04-
99	E	---	---	122115	---	INTERVENTION	0.00	13,638.40	108,529.04	0.00	0.00	108,529.04-	108,529.04-
99	E	---	1--	123219	---	SALARIES	160,000.00	13,333.34	106,666.72	66.67	0.00	53,333.28	53,333.28
99	E	---	2--	123219	---	EMPLOYEE BENEFITS	72,522.00	6,103.70	46,509.46	64.13	0.00	26,012.54	26,012.54
99	E	---	---	123219	---	SPANISH	232,522.00	19,437.04	153,176.18	65.88	0.00	79,345.82	79,345.82
99	E	---	1--	124000	---	SALARIES	155,300.00	13,241.68	105,933.44	68.21	0.00	49,366.56	49,366.56
99	E	---	2--	124000	---	EMPLOYEE BENEFITS	69,275.00	4,940.02	38,461.86	55.52	0.00	30,813.14	30,813.14
99	E	---	---	124000	---	MATHEMATICS	224,575.00	18,181.70	144,395.30	64.30	0.00	80,179.70	80,179.70
99	E	---	1--	126000	---	SALARIES	273,370.00	14,613.76	130,880.96	47.88	0.00	142,489.04	142,489.04
99	E	---	2--	126000	---	EMPLOYEE BENEFITS	157,080.00	7,446.56	67,912.97	43.23	0.00	89,167.03	89,167.03
99	E	---	---	126000	---	SCIENCE	430,450.00	22,060.32	198,793.93	46.18	0.00	231,656.07	231,656.07
99	E	---	1--	127000	---	SALARIES	216,941.00	20,570.12	164,560.96	75.86	0.00	52,380.04	52,380.04
99	E	---	2--	127000	---	EMPLOYEE BENEFITS	122,505.00	7,117.19	71,226.86	58.14	0.00	51,278.14	51,278.14
99	E	---	---	127000	---	SOCIAL SCIENCE	339,446.00	27,687.31	235,787.82	69.46	0.00	103,658.18	103,658.18

Fd	T	Loc	Obj	Func	Prj	Obj	2022-23	February 2022-23	2022-23	2022-23	Encumbered	Unencumbered	Unexpended
							Revised Budget	Monthly Activity	FYTD Activity	FYTD %	Amount	Balance	Balance
99	E	---	3--	129100	---	PURCHASED SERVICES	8,600.00	0.00	6,136.50	71.35	0.00	2,463.50	2,463.50
99	E	---	4--	129100	---	NON-CAPITAL OBJECTS	1,683.00	85.61	2,264.54	134.55	62.23	643.77-	581.54-
99	E	---	---	129100	---	CAREER DEVELOPMENT - MAS	10,283.00	85.61	8,401.04	81.70	62.23	1,819.73	1,881.96
99	E	---	1--	132000	---	SALARIES	44,300.00	3,691.68	29,533.44	66.67	0.00	14,766.56	14,766.56
99	E	---	2--	132000	---	EMPLOYEE BENEFITS	6,508.00	546.00	4,301.52	66.10	0.00	2,206.48	2,206.48
99	E	---	---	132000	---	BUSINESS OCCUPATIONS	50,808.00	4,237.68	33,834.96	66.59	0.00	16,973.04	16,973.04
99	E	---	1--	143000	---	SALARIES	220,030.00	18,335.86	146,686.88	66.67	0.00	73,343.12	73,343.12
99	E	---	2--	143000	---	EMPLOYEE BENEFITS	106,130.00	8,785.06	68,544.87	64.59	0.00	37,585.13	37,585.13
99	E	---	---	143000	---	PHYSICAL EDUCATION	326,160.00	27,120.92	215,231.75	65.99	0.00	110,928.25	110,928.25
99	E	---	1--	161000	---	SALARIES	0.00	0.00	2,250.00	0.00	0.00	2,250.00-	2,250.00-
99	E	---	2--	161000	---	EMPLOYEE BENEFITS	0.00	0.00	312.97	0.00	0.00	312.97-	312.97-
99	E	---	3--	161000	---	PURCHASED SERVICES	0.00	0.00	550.00	0.00	0.00	550.00-	550.00-
99	E	---	4--	161000	---	NON-CAPITAL OBJECTS	15,000.00	67.20	294.83	1.97	0.00	14,705.17	14,705.17
99	E	---	9--	161000	---	OTHER EXPENDITURES	0.00	0.00	62.18	0.00	0.00	62.18-	62.18-
99	E	---	---	161000	---	CO-CURRICULAR ACADEMIC	15,000.00	67.20	3,469.98	23.13	0.00	11,530.02	11,530.02
99	E	---	4--	162000	---	NON-CAPITAL OBJECTS	15,000.00	0.00	0.00	0.00	0.00	15,000.00	15,000.00
99	E	---	---	162000	---	CO-CURRICULAR ATHLETICS	15,000.00	0.00	0.00	0.00	0.00	15,000.00	15,000.00
99	E	---	3--	165000	---	PURCHASED SERVICES	0.00	0.00	285.50	0.00	0.00	285.50-	285.50-
99	E	---	---	165000	---	SOCIAL	0.00	0.00	285.50	0.00	0.00	285.50-	285.50-
99	E	---	1--	171000	---	SALARIES	0.00	6,260.00	50,080.00	0.00	0.00	50,080.00-	50,080.00-
99	E	---	2--	171000	---	EMPLOYEE BENEFITS	0.00	925.86	7,294.20	0.00	0.00	7,294.20-	7,294.20-
99	E	---	3--	171000	---	PURCHASED SERVICES	0.00	0.00	408.63	0.00	0.00	408.63-	408.63-
99	E	---	---	171000	---	CULTURALLY/SOCIALLY DISA	0.00	7,185.86	57,782.83	0.00	0.00	57,782.83-	57,782.83-
99	E	---	---	1-----	---	INSTRUCTION	5,599,768.00	454,261.04	3,973,982.62	70.97	58,290.80	1,567,494.58	1,625,785.38
99	E	---	1--	213000	---	SALARIES	96,900.00	4,801.44	39,278.81	40.54	0.00	57,621.19	57,621.19
99	E	---	2--	213000	---	EMPLOYEE BENEFITS	66,806.00	2,803.02	20,031.79	29.99	0.00	46,774.21	46,774.21
99	E	---	3--	213000	---	PURCHASED SERVICES	0.00	0.00	1,927.50	0.00	0.00	1,927.50-	1,927.50-
99	E	---	---	213000	---	PUPIL SERVICES - GUIDANC	163,706.00	7,604.46	61,238.10	37.41	0.00	102,467.90	102,467.90
99	E	---	1--	215000	---	SALARIES	100,356.00	2,103.04	16,824.32	16.76	0.00	83,531.68	83,531.68
99	E	---	2--	215000	---	EMPLOYEE BENEFITS	48,642.00	953.12	7,304.08	15.02	0.00	41,337.92	41,337.92
99	E	---	3--	215000	---	PURCHASED SERVICES	0.00	0.00	90.00	0.00	0.00	90.00-	90.00-

Fd	T	Loc	Obj	Func	Prj	Obj	2022-23 Revised Budget	February 2022-23 Monthly Activity	2022-23 FYTD Activity	2022-23 FYTD %	Encumbered Amount	Unencumbered Balance	Unexpended Balance
99	E	---	---	215000	---	PSYCHOLOGICAL SERVICES	148,998.00	3,056.16	24,218.40	16.25	0.00	124,779.60	124,779.60
99	E	---	3--	219000	---	PURCHASED SERVICES	905,500.00	0.00	372,483.63	41.14	0.00	533,016.37	533,016.37
99	E	---	4--	219000	---	NON-CAPITAL OBJECTS	25,000.00	0.00	0.00	0.00	0.00	25,000.00	25,000.00
99	E	---	---	219000	---	OTHER PUPIL SERVICES	930,500.00	0.00	372,483.63	40.03	0.00	558,016.37	558,016.37
99	E	---	3--	221000	---	PURCHASED SERVICES	0.00	0.00	1,734.54	0.00	0.00	1,734.54-	1,734.54-
99	E	---	---	221000	---	IMPROVEMENT OF INSTRUCTI	0.00	0.00	1,734.54	0.00	0.00	1,734.54-	1,734.54-
99	E	---	1--	221200	---	SALARIES	877,315.00	35,584.12	308,854.02	35.20	0.00	568,460.98	568,460.98
99	E	---	2--	221200	---	EMPLOYEE BENEFITS	503,908.00	13,697.60	110,348.39	21.90	0.00	393,559.61	393,559.61
99	E	---	3--	221200	---	PURCHASED SERVICES	876,000.00	0.00	44,006.55	5.02	0.00	831,993.45	831,993.45
99	E	---	4--	221200	---	NON-CAPITAL OBJECTS	213,000.00	0.00	12.98	0.01	0.00	212,987.02	212,987.02
99	E	---	9--	221200	---	OTHER EXPENDITURES	15,000.00	0.00	0.00	0.00	0.00	15,000.00	15,000.00
99	E	---	---	221200	---	CURRICULUM DEVELOPMENT	2,485,223.00	49,281.72	463,221.94	18.64	0.00	2,022,001.06	2,022,001.06
99	E	---	2--	221300	---	EMPLOYEE BENEFITS	0.00	1,485.00	12,833.00	0.00	0.00	12,833.00-	12,833.00-
99	E	---	3--	221300	---	PURCHASED SERVICES	75,000.00	340.16	41,229.45	54.97	0.00	33,770.55	33,770.55
99	E	---	9--	221300	---	OTHER EXPENDITURES	0.00	27.58	27.58	0.00	0.00	27.58-	27.58-
99	E	---	---	221300	---	INSTRUCTIONAL STAFF TRAI	75,000.00	1,852.74	54,090.03	72.12	0.00	20,909.97	20,909.97
99	E	---	3--	221500	---	PURCHASED SERVICES	0.00	292.78	7,697.88	0.00	0.00	7,697.88-	7,697.88-
99	E	---	4--	221500	---	NON-CAPITAL OBJECTS	0.00	0.00	118,895.00	0.00	0.00	118,895.00-	118,895.00-
99	E	---	---	221500	---	INSTRUCTION RELATED TECH	0.00	292.78	126,592.88	0.00	0.00	126,592.88-	126,592.88-
99	E	---	3--	231000	---	PURCHASED SERVICES	0.00	0.00	977.14	0.00	0.00	977.14-	977.14-
99	E	---	---	231000	---	BOARD OF EDUCATION	0.00	0.00	977.14	0.00	0.00	977.14-	977.14-
99	E	---	1--	235000	---	SALARIES	122,085.00	10,236.96	82,037.20	67.20	0.00	40,047.80	40,047.80
99	E	---	2--	235000	---	EMPLOYEE BENEFITS	40,531.00	3,596.26	26,822.36	66.18	0.00	13,708.64	13,708.64
99	E	---	3--	235000	---	PURCHASED SERVICES	0.00	3,182.15	94,535.93	0.00	0.00	94,535.93-	94,535.93-
99	E	---	4--	235000	---	NON-CAPITAL OBJECTS	0.00	10,334.56	92,467.32	0.00	0.00	92,467.32-	92,467.32-
99	E	---	9--	235000	---	OTHER EXPENDITURES	0.00	112.50	137.50	0.00	0.00	137.50-	137.50-
99	E	---	---	235000	---	CHARTER AUTHORIZER OP. C	162,616.00	27,462.43	296,000.31	182.02	0.00	133,384.31-	133,384.31-
99	E	---	1--	239000	---	SALARIES	65,826.00	5,485.50	43,884.00	66.67	0.00	21,942.00	21,942.00
99	E	---	2--	239000	---	EMPLOYEE BENEFITS	35,954.00	2,857.44	22,764.12	63.31	0.00	13,189.88	13,189.88
99	E	---	---	239000	---	OTHER GENERAL ADMINISTRA	101,780.00	8,342.94	66,648.12	65.48	0.00	35,131.88	35,131.88
99	E	---	1--	240000	---	SALARIES	571,954.00	46,851.27	378,807.09	66.23	0.00	193,146.91	193,146.91

Fd	T	Loc	Obj	Func	Prj	Obj	2022-23	February 2022-23	2022-23	2022-23	Encumbered	Unencumbered	Unexpended
							Revised Budget	Monthly Activity	FYTD Activity	FYTD %	Amount	Balance	Balance
99	E	---	2--	240000	---	EMPLOYEE BENEFITS	342,175.00	30,960.53	218,989.86	64.00	0.00	123,185.14	123,185.14
99	E	---	3--	240000	---	PURCHASED SERVICES	0.00	0.00	2,492.13	0.00	0.00	2,492.13-	2,492.13-
99	E	---	4--	240000	---	NON-CAPITAL OBJECTS	0.00	0.00	0.00	0.00	899.00	899.00-	0.00
99	E	---	9--	240000	---	OTHER EXPENDITURES	0.00	0.00	3,134.15	0.00	0.00	3,134.15-	3,134.15-
99	E	---	---	240000	---	BUILDING ADMINISTRATION	914,129.00	77,811.80	603,423.23	66.01	899.00	309,806.77	310,705.77
99	E	---	1--	252000	---	SALARIES	27,395.00	2,221.06	17,460.47	63.74	0.00	9,934.53	9,934.53
99	E	---	2--	252000	---	EMPLOYEE BENEFITS	13,391.00	1,185.86	8,516.35	63.60	0.00	4,874.65	4,874.65
99	E	---	---	252000	---	FISCAL	40,786.00	3,406.92	25,976.82	63.69	0.00	14,809.18	14,809.18
99	E	---	1--	253000	---	SALARIES	7,700.00	641.66	5,133.28	66.67	0.00	2,566.72	2,566.72
99	E	---	2--	253000	---	EMPLOYEE BENEFITS	2,242.00	189.20	1,489.12	66.42	0.00	752.88	752.88
99	E	---	3--	253000	---	PURCHASED SERVICES	0.00	1,234.16	7,184.32	0.00	0.00	7,184.32-	7,184.32-
99	E	---	4--	253000	---	NON-CAPITAL OBJECTS	0.00	0.00	232.39	0.00	0.00	232.39-	232.39-
99	E	---	---	253000	---	OPERATION	9,942.00	2,065.02	14,039.11	141.21	0.00	4,097.11-	4,097.11-
99	E	---	3--	254500	---	PURCHASED SERVICES	0.00	0.00	764.40	0.00	0.00	764.40-	764.40-
99	E	---	---	254500	---	VEHICLE MAINTENANCE	0.00	0.00	764.40	0.00	0.00	764.40-	764.40-
99	E	---	5--	255000	---	CAPITAL OBJECTS	0.00	0.00	6,630.00	0.00	0.00	6,630.00-	6,630.00-
99	E	---	---	255000	---	FACILITY ACQUISITION/REM	0.00	0.00	6,630.00	0.00	0.00	6,630.00-	6,630.00-
99	E	---	5--	255300	---	CAPITAL OBJECTS	0.00	0.00	0.00	0.00	5,692.35	5,692.35-	0.00
99	E	---	---	255300	---	REMODELING	0.00	0.00	0.00	0.00	5,692.35	5,692.35-	0.00
99	E	---	3--	255400	---	PURCHASED SERVICES	118,000.00	0.00	86,880.74	73.63	0.00	31,119.26	31,119.26
99	E	---	---	255400	---	RENTAL IN LIEU OF PURCHA	118,000.00	0.00	86,880.74	73.63	0.00	31,119.26	31,119.26
99	E	---	5--	256300	---	CAPITAL OBJECTS	20,000.00	0.00	64,867.00	324.34	0.00	44,867.00-	44,867.00-
99	E	---	---	256300	---	VEHICLE ACQUISITION	20,000.00	0.00	64,867.00	324.34	0.00	44,867.00-	44,867.00-
99	E	---	9--	259000	---	OTHER EXPENDITURES	0.00	0.00	5,000.00	0.00	0.00	5,000.00-	5,000.00-
99	E	---	---	259000	---	OTHER BUSINESS ADMINISTR	0.00	0.00	5,000.00	0.00	0.00	5,000.00-	5,000.00-
99	E	---	3--	263300	---	PURCHASED SERVICES	0.00	3,308.53	193,849.63	0.00	0.00	193,849.63-	193,849.63-
99	E	---	---	263300	---	PUBLIC INFORMATION	0.00	3,308.53	193,849.63	0.00	0.00	193,849.63-	193,849.63-
99	E	---	3--	264400	---	PURCHASED SERVICES	0.00	0.00	1,472.49	0.00	0.00	1,472.49-	1,472.49-
99	E	---	---	264400	---	NONINSTRUCTIONAL STAFF T	0.00	0.00	1,472.49	0.00	0.00	1,472.49-	1,472.49-

Fd	T	Loc	Obj	Func	Prj	Obj	2022-23	February 2022-23	2022-23	2022-23	Encumbered	Unencumbered	Unexpended
							Revised Budget	Monthly Activity	FYTD Activity	FYTD %	Amount	Balance	Balance
99	E	---	7--	270000	---	INSURANCE AND JUDGEMENTS	69,100.00	0.00	49,895.20	72.21	0.00	19,204.80	19,204.80
99	E	---	---	270000	---	INSURANCE AND JUDGMENTS	69,100.00	0.00	49,895.20	72.21	0.00	19,204.80	19,204.80
99	E	---	6--	281000	---	DEBT REITREMENT	60,000.00	0.00	0.00	0.00	0.00	60,000.00	60,000.00
99	E	---	---	281000	---	LONG-TERM CAPITAL DEBT	60,000.00	0.00	0.00	0.00	0.00	60,000.00	60,000.00
99	E	---	1--	295000	---	SALARIES	114,600.00	9,966.68	81,982.96	71.54	0.00	32,617.04	32,617.04
99	E	---	2--	295000	---	EMPLOYEE BENEFITS	43,120.00	2,415.16	19,836.33	46.00	0.00	23,283.67	23,283.67
99	E	---	3--	295000	---	PURCHASED SERVICES	15,000.00	44.93	12,890.81	85.94	0.00	2,109.19	2,109.19
99	E	---	4--	295000	---	NON-CAPITAL OBJECTS	0.00	0.00	78,611.49	0.00	0.00	78,611.49-	78,611.49-
99	E	---	---	295000	---	ADMINISTRATIVE TECHNOLOG	172,720.00	12,426.77	193,321.59	111.93	0.00	20,601.59-	20,601.59-
99	E	---	---	2-----	---	SUPPORT SERVICES	5,472,500.00	196,912.27	2,713,325.30	49.58	6,591.35	2,752,583.35	2,759,174.70
99	E	---	3--	431000	---	PURCHASED SERVICES	0.00	6,891.07	9,106.25	0.00	0.00	9,106.25-	9,106.25-
99	E	---	---	431000	---	GENERAL TUITION PAYMENTS	0.00	6,891.07	9,106.25	0.00	0.00	9,106.25-	9,106.25-
99	E	---	---	4-----	---	NON-PROGRAM TRANSACTIONS	0.00	6,891.07	9,106.25	0.00	0.00	9,106.25-	9,106.25-
99	-	---	---	-----	---	OTHER PKG/COOP PROGRAM F	11,072,268.00	658,064.38	6,696,414.17	60.48	64,882.15	4,310,971.68	4,375,853.83

Number of Accounts: 2701

***** End of report *****

Fd	T	Loc	Obj	Func	Prj	Obj	2022-23	February 2022-23	2022-23	2022-23	Encumbered	Unreceived
							Revised Budget	Monthly Revenue	FYTD Revenue	FYTD %	Balance	Balance
10	R	800	211	500000	000	PROPERTY TAX	5,462,350.00	2,183,367.63	3,617,319.04	66.22	0.00	1,845,030.96
10	R	800	213	500000	000	MOBILE HOME TAX	17,030.00	0.00	10,500.57	61.66	0.00	6,529.43
10	R	800	244	139000	000	PAYMENTS FOR SERVICES	0.00	0.00	148.69	0.00	0.00	148.69-
10	R	800	244	500000	000	PAYMENTS FOR SERVICES	1,000.00	0.00	0.00	0.00	0.00	1,000.00
10	R	800	262	500000	000	NON-CAP FOR RESALE	0.00	0.00	1,635.00	0.00	0.00	1,635.00-
10	R	800	264	500000	000	NON CAPITAL SURPLUS PROP.	18,000.00	4,879.69	6,197.41	34.43	0.00	11,802.59
10	R	800	271	500000	000	ADMISSIONS	25,000.00	5,347.00	27,246.50	108.99	0.00	2,246.50-
10	R	800	279	500000	000	OTHER SCHOOL ACTIVITY INC	8,000.00	375.00	5,173.40	64.67	0.00	2,826.60
10	R	800	280	500000	000	INTEREST ON INVESTMENTS	2,000.00	5,065.63	49,524.87	2,476.24	0.00	47,524.87-
10	R	800	290	500000	000	OTHER REVENUE FROM LOC SO	0.00	262.00	545.00	0.00	0.00	545.00-
10	R	400	291	500000	957	GIFTS	0.00	0.00	200.00	0.00	0.00	200.00-
10	R	800	291	500000	000	GIFTS	5,000.00	0.00	20,281.67	405.63	0.00	15,281.67-
10	R	400	292	500000	000	STUDENT FEES	0.00	26.00-	7,891.00	0.00	0.00	7,891.00-
10	R	800	292	500000	000	STUDENT FEES	30,000.00	4,435.00	18,075.88	60.25	0.00	11,924.12
10	R	800	293	500000	000	RENTALS	3,000.00	220.00	1,260.00	42.00	0.00	1,740.00
10	R	800	295	500000	900	SUMMER SCHOOL REVENUE	0.00	0.00	75.00	0.00	0.00	75.00-
10	R	800	297	500000	000	STUDENT FINES	500.00	71.04	711.84	142.37	0.00	211.84-
10	R	---	2--	-----	---	*REVENUE FROM LOCAL SOURC	5,571,880.00	2,203,996.99	3,766,785.87	67.60	0.00	1,805,094.13
10	R	800	340	500000	000	PAYMENTS FOR SERVICES	0.00	0.00	425.00	0.00	0.00	425.00-
10	R	800	345	500000	000	GENERAL TUITION-OPEN ENRO	9,501,009.00	0.00	0.00	0.00	0.00	9,501,009.00
10	R	---	3--	-----	---	*INTERDIST PYMNTS WITHIN	9,501,009.00	0.00	425.00	0.00	0.00	9,500,584.00
10	R	800	517	500000	000	TRANSIT OF FEDERAL AIDS	0.00	0.00	150.00	0.00	0.00	150.00-
10	R	800	590	500000	000	OTHER REV - INTERMEDIATE	0.00	0.00	130.00	0.00	0.00	130.00-
10	R	---	5--	-----	---	*REV FROM INTERMEDIATE SO	0.00	0.00	280.00	0.00	0.00	280.00-
10	R	800	612	500000	000	TRANSPORTATION AID	132,000.00	0.00	110,180.00	83.47	0.00	21,820.00
10	R	800	613	500000	000	LIBRARY AID	95,000.00	0.00	0.00	0.00	0.00	95,000.00
10	R	800	619	500000	445	OTHER CATEGORICAL AID	0.00	0.00	473.99	0.00	0.00	473.99-
10	R	800	621	500000	000	EQUALIZATION AID	15,443,854.00	0.00	6,177,542.00	40.00	0.00	9,266,312.00
10	R	800	630	500000	297	SPECIAL PROJECT GRANTS	75,000.00	0.00	13,531.50	18.04	0.00	61,468.50
10	R	800	630	500000	522	SPECIAL PROJECT GRANTS	10,068.00	0.00	0.00	0.00	0.00	10,068.00
10	R	800	630	500000	577	SPECIAL PROJECT GRANTS	16,034.00	0.00	16,034.67	100.00	0.00	0.67-
10	R	800	691	500000	000	COMPUTER AID	198,313.00	0.00	0.00	0.00	0.00	198,313.00
10	R	800	695	500000	000	STATE CATEGORICAL AID	1,536,435.00	0.00	0.00	0.00	0.00	1,536,435.00
10	R	800	699	500000	000	OTHER REVENUE FROM STATE	0.00	478.40	11,917.45	0.00	0.00	11,917.45-
10	R	800	699	500000	697	OTHER REVENUE FROM STATE	0.00	0.00	42,445.00	0.00	0.00	42,445.00-
10	R	800	699	500000	698	OTHER REVENUE FROM STATE	75,000.00	27,324.10	30,611.32	40.82	0.00	44,388.68
10	R	800	699	500000	699	OTHER REVENUE FROM STATE	0.00	6,026.00	6,026.00	0.00	0.00	6,026.00-

Fd	T	Loc	Obj	Func	Prj	Obj	2022-23 Revised Budget	February 2022-23 Monthly Revenue	2022-23 FYTD Revenue	2022-23 FYTD %	Encumbered Balance	Unreceived Balance
10	R	---	6--	-----	---	*REVENUE FROM STATE SOURC	17,581,704.00	33,828.50	6,408,761.93	36.45	0.00	11,172,942.07
10	R	800	713	500000	400	VOCATIONAL EDUCATION AID	17,176.00	0.00	0.00	0.00	0.00	17,176.00
10	R	520	730	500000	365	SPECIAL PROJECT GRANT	0.00	0.00	455.00	0.00	0.00	455.00-
10	R	800	730	500000	163	SPECIAL PROJECT GRANT	0.00	0.00	254,636.39	0.00	0.00	254,636.39-
10	R	800	730	500000	165	SPECIAL PROJECT GRANT	162,687.00	0.00	120,489.88	74.06	0.00	42,197.12
10	R	800	730	500000	173	SPECIAL PROJECT GRANT	0.00	684.12	684.12	0.00	0.00	684.12-
10	R	800	730	500000	341	SPECIAL PROJECT GRANT	89,480.00	0.00	0.00	0.00	0.00	89,480.00
10	R	800	730	500000	365	SPECIAL PROJECT GRANT	64,415.00	0.00	34,135.61	52.99	0.00	30,279.39
10	R	800	730	500000	381	SPECIAL PROJECT GRANT	23,000.00	12,593.72	12,593.72	54.76	0.00	10,406.28
10	R	510	751	500000	141	ECIA - CHAPTER 1	27,000.00	0.00	9,031.14	33.45	0.00	17,968.86
10	R	520	751	500000	141	ECIA - CHAPTER 1	0.00	0.00	51.26	0.00	0.00	51.26-
10	R	800	751	500000	141	ECIA - CHAPTER 1	290,407.00	48,321.81	96,462.40	33.22	0.00	193,944.60
10	R	800	780	500000	000	FED-DHS	78,000.00	0.00	0.00	0.00	0.00	78,000.00
10	R	800	780	500000	197	FED-DHS	189,045.00	0.00	189,045.00	100.00	0.00	0.00
10	R	---	7--	-----	---	*REVENUE FROM FEDERAL SOU	941,210.00	61,599.65	717,584.52	76.24	0.00	223,625.48
10	R	800	861	500000	000	EQUIPMENT SALES	3,000.00	10,175.00	13,775.00	459.17	0.00	10,775.00-
10	R	---	8--	-----	---	*OTHER FINANCING SOURCES	3,000.00	10,175.00	13,775.00	459.17	0.00	10,775.00-
10	R	800	964	500000	000	INSURANCE	0.00	0.00	17.00	0.00	0.00	17.00-
10	R	800	971	500000	000	REFUND OF DISB - AIDABLE	120,000.00	0.00	92,306.98	76.92	0.00	27,693.02
10	R	800	971	500000	619	REFUND OF DISB - AIDABLE	0.00	0.00	47,530.00	0.00	0.00	47,530.00-
10	R	800	990	500000	000	MISCELLANEOUS OTHER REVEN	1,000.00	57.06	5,428.46	542.85	0.00	4,428.46-
10	R	---	9--	-----	---	*OTHER REVENUES	121,000.00	57.06	145,282.44	120.07	0.00	24,282.44-
10	-	---	---	-----	---	*GENERAL FUND	33,719,803.00	2,309,657.20	11,052,894.76	32.78	0.00	22,666,908.24
Grand Revenue Totals							33,719,803.00	2,309,657.20	11,052,894.76	32.78	0.00	22,666,908.24

Number of Accounts: 52

***** End of report *****

Medford Area Public School District
 Post Retirement Trust
 July 1, 2022 through June 30, 2023

Month	July	August	September	October	November	December	January	February	March	April	May	June	Year to Date
Beginning Balance	2,195,585.85	1,957,362.16	1,925,080.51	1,843,977.74	1,870,968.21	1,939,447.83	1,715,014.89	1,777,463.38	1,744,315.45	1,744,315.45	1,744,315.45	1,744,315.45	2,195,585.85
Additions	-	-	-	-	-	-	-	-	-	-	-	-	-
Earnings	1,549.24	724.19	7,382.25	1,489.72	2,995.54	10,570.55	2,622.35	1,751.53					29,085.37
Unrealized (Loss)/Gain	49,129.04	(41,117.48)	(87,434.15)	26,507.69	66,505.64	(37,031.55)	60,763.23	(33,928.55)					3,393.87
Fees	(1,197.39)	(1,068.36)	(1,050.87)	(1,006.94)	(1,021.56)	(1,058.66)	(937.09)	(970.91)					(8,311.78)
Annual Implicit Rate Subsidy	(64,850.50)		-	-	-	-	-	-	-	-	-	-	(64,850.50)
Contributions	427,045.00		-	-	-	-	-	-	-	-	-	-	427,045.00
Other			-	-	-	-	-	-					-
Disbursements	(649,899.08)	9,180.00	-			(196,913.28)							(837,632.36)
Ending Balance	1,957,362.16	1,925,080.51	1,843,977.74	1,870,968.21	1,939,447.83	1,715,014.89	1,777,463.38	1,744,315.45	1,744,315.45	1,744,315.45	1,744,315.45	1,744,315.45	1,744,315.45
Liability Value (-)													
Investment at Cost	2,084,117.01	2,029,798.27	2,036,024.25	2,086,120.18	2,085,511.00	1,905,168.39	1,906,853.65	1,907,634.27					-
Accum Unrealized (Loss) Gain	(126,754.85)	(104,717.76)	(192,046.51)	(215,151.97)	(146,063.17)	(190,153.50)	(129,390.27)	(163,318.82)	1,744,315.45	1,744,315.45	1,744,315.45	1,744,315.45	1,744,315.45

Beginning Balance	2,195,585.85
Additions	-
Earnings	29,085.37
Unrealized Gain	3,393.87
Fees	(8,311.78)
Implicit Rate	(64,850.50)
Annual Contribution	427,045.00
Disbursements	(837,632.36)
	<u>1,744,315.45</u>

Vendor	Purch Vendor	Purchasing Name	PO Number	Proj/Grant	Type	Invoice Nbr	Accrual	Amount
Line	Description		Account	Amount		1099		
BMO FINA000					YDA	BMOFEB202300000	A/P-ACCR	72,490.21
10	CHARLES HECKEL, Tst Gorskis Pub And, Mosinee, WI, 54455, US,							129.80
	99 E 600 411 110000 360			129.80				
20	CHARLES HECKEL, Tst Gorskis Pub And, Mosinee, WI, 54455, US,							82.50
	99 E 600 411 110000 360			82.50				
30	CHARLES HECKEL, Area Rental Sales Co N, 262-827-1444, WI, 53151, US,							17.60
	99 E 600 940 110000 360			17.60				
40	CHARLES HECKEL, Strike Zone, Tomah, WI, 54660, US,							340.00
	99 E 600 940 110000 360			340.00				
50	CHARLES HECKEL, Tst Gorskis Pub And, Mosinee, WI, 54455, US,							85.60
	99 E 600 411 110000 360			85.60				
60	CHARLES HECKEL, Mailchimp, Atlanta, GA, 30308, US,							72.50
	99 E 600 360 221500 360			72.50				
70	CHARLES HECKEL, Sawmill Adventure Park, Rothschild, WI, 54474, US,							1,496.25
	99 E 600 940 110000 360			1,496.25				
80	CHARLES HECKEL, Kwik Trip 63500006353, Lodi, WI, 53555, US,							46.74
	99 E 600 348 253000 360			46.74				
90	CHARLES HECKEL, Uw Green Bay Ecommerce, 920-4652968, WI, 54311-7003, US,							686.00
	99 E 600 940 110000 360			686.00				
100	CHARLES HECKEL, Urban Air Madison, Madison, WI, 53719-1028, US,							512.00
	99 E 600 940 110000 360			512.00				
110	CHARLES HECKEL, Delavan Lanes, Delavan, TX, 53115, US,							329.00
	99 E 600 940 110000 360			329.00				
120	CHARLES HECKEL, Sq Viroqua Hockey Ass, Viroqua, WI, 54665, US,							321.00
	99 E 600 940 110000 360			321.00				
130	CHARLES HECKEL, Tst Gorskis Pub And, Mosinee, WI, 54455, US,							196.40
	99 E 600 411 110000 360			196.40				
140	CHARLES HECKEL, Tst Gorskis Pub And, Mosinee, WI, 54455, US,							62.60
	99 E 600 411 110000 360			62.60				
150	CHARLES HECKEL, Dramanotebook Com, 503-8880635, OR, 97267-6919, US,							12.95
	99 E 600 360 221500 360			12.95				
160	CHARLES HECKEL, Sp Guardian Proline, Ofallon, IL, 62269, US,							64.99
	99 E 600 411 120000 360			64.99				
170	CHARLES HECKEL, The Phoenix Center, Richland Cent, WI, 53581, US,							359.00
	99 E 600 940 110000 360			359.00				
180	CHARLES HECKEL, Marathon County Parks, 715-2611550, WI, 54403-5476, US,							1,224.97
	99 E 600 940 110000 360			1,224.97				

Vendor	Purch Vendor	Purchasing Name	PO Number	Proj/Grant	Type	Invoice Nbr	Accrual	Amount
Line	Description					Amount		
Account			Amount			1099		
Invoice Number BMOFEB202300000 continued								
BMO FINA000					YDA	BMOFEB202300000	A/P-ACCR	72,490.21
190	CHARLES HECKEL,	Marathon County Parks, 715-2611550, WI, 54403-5476, US,				102.00		
	99 E 600 940 110000 360		102.00					
200	CHARLES HECKEL,	Sp Taylor Co Land Co, Medford, WI, 54451, US,				250.00		
	99 E 600 411 110000 360		250.00					
210	CHARLES HECKEL,	Mailchimp, Atlanta, GA, 30308, US,				-3.25		
	99 E 600 360 221500 360		-3.25					
220	CHARLES HECKEL,	Tst Gorskis Pub And, Mosinee, WI, 54455, US,				-13.75		
	99 E 600 411 110000 360		-13.75					
230	CHARLES HECKEL,	Marathon Park, Wausau, WI, 54401-4219, US,				107.10		
	99 E 600 940 110000 360		107.10					
240	CHARLES HECKEL,	Samsclub #6535, Wausau, WI, 54401, US,				45.44		
	99 E 600 411 110000 360		45.44					
250	CHARLES HECKEL,	Tst Gorskis Pub And, Mosinee, WI, 54455, US,				276.94		
	99 E 600 411 110000 360		276.94					
260	JOSEPH GREGET,	In Scentco, Inc., 619-5829900, CA, 92071, US,				300.00		
	10 E 800 411 219000 000		300.00					
270	JOSEPH GREGET,	Crayola Com, 6102536271, PA, 18040, US,				584.35		
	10 E 800 411 219000 196		584.35					
280	JOSEPH GREGET,	Ncs Ged Exam, 800-511-3478, MN, 55437, US,				337.50		
	80 E 800 411 310000 735		337.50					
290	JOSEPH GREGET,	The Sports Page Bowl&g, Medford, WI, 54451, US,				83.94		
	10 E 800 411 219000 000		83.94					
300	JOSEPH GREGET,	Wal-Mart #3643, Medford, WI, 54451, US,				98.00		
	10 E 800 411 219000 000		98.00					
310	JOSEPH GREGET,	Wal-Mart #3643, Medford, WI, 54451, US,				195.31		
	80 E 200 411 390000 367		195.31					
320	JOSEPH GREGET,	Wal-Mart #3643, Medford, WI, 54451, US,				97.30		
	80 E 800 411 390000 166		97.30					
330	JOSEPH GREGET,	Crayola Com, 6102536271, PA, 18040, US,				510.90		
	10 E 800 411 221200 297		510.90					
340	PATRICK SULLIVAN.,	Hyatt Regency Milwauke, Milwaukee, WI, 53203, US,				362.68		
	10 E 800 342 231000 000		362.68					
350	PATRICK SULLIVAN.,	Hyatt Regency Milwauke, Milwaukee, WI, 53203, US,				314.00		
	10 E 800 342 232000 000		314.00					
360	PATRICK SULLIVAN.,	Hyatt Regency Milwauke, Milwaukee, WI, 53203, US,				362.68		

Vendor	Purch Vendor	Purchasing Name	PO Number	Proj/Grant	Type	Invoice Nbr	Accrual	Amount
Line	Description					Amount		
	Account					1099		
Invoice Number BMOFEB202300000 continued								
BMO FINA000					YDA	BMOFEB202300000	A/P-ACCR	72,490.21
540	MAPSDDO,	Glacier Canyon Llc, Wisconsin Del, WI, 53965, US,						-40.00
	10 E 800 342 221300 381							-40.00
550	MAPSDDO,	Glacier Canyon Llc, Wisconsin Del, WI, 53965, US,						-40.00
	10 E 800 342 221300 381							-40.00
560	MAPSDDO,	Pesi, 800-8448260, WI, 54703-0542, US,						105.49
	27 E 800 310 221300 341							105.49
570	MAPSDDO,	Medford County Market, 7157489212, WI, 54451, US,						77.56
	10 E 400 411 135000 000							77.56
580	MAPSDDO,	Concourse Hotel, Madison, WI, 53703, US,						338.00
	10 E 800 342 221300 583							338.00
590	MAPSDDO,	Concourse Hotel, Madison, WI, 53703, US,						338.00
	10 E 800 342 221300 583							338.00
600	MAPSDDO,	Wsst, Austin, TX, 78746, US,						165.00
	10 E 800 310 221300 000							165.00
610	MAPSDDO,	Dpi Educator Licensing, 608-2669616, WI, 53703, US,						100.00
	27 E 800 949 159100 341							100.00
620	MAPSDDO,	Dpi Educator Licensing, 608-2669616, WI, 53703, US,						100.00
	27 E 800 949 159100 341							100.00
630	MAPSDDO,	Usps Po 5652500887, Medford, WI, 54451, US,						9.80
	10 E 800 353 260000 000							9.80
640	MAPSDDO,	Medford County Market, 7157489212, WI, 54451, US,						46.25
	10 E 400 411 135000 000							46.25
650	MAPSDDO,	Usps Po 5652500887, Medford, WI, 54451, US,						1,044.00
	10 E 800 353 260000 000							1,044.00
660	MAPSDDO,	Sq Utopia, Medford, WI, 54451, US,						260.00
	10 E 800 411 231000 000							260.00
670	MAPSDDO,	Medford County Market, 7157489212, WI, 54451, US,						350.48
	10 E 400 411 135000 000							350.48
680	MAPSDDO,	Embassy Suites, Brookfield, WI, 53005-6943, US,						111.00
	10 E 400 342 162000 963							111.00
690	LAURA LUNDY.,	Kwik Trip 85100008516, Wausau, WI, 54401, US,						40.06
	10 E 800 348 253000 000							40.06
700	LAURA LUNDY.,	Tst Kawa, Milwaukee, WI, 53203, US,						22.06
	10 E 800 342 221300 000							22.06
710	LAURA LUNDY.,	Smart Market (Mp) Qps, Charlotte, NC, 28217, US,						5.14

Vendor	Purch Vendor	Purchasing Name	PO Number	Proj/Grant	Type	Invoice Nbr	Accrual	Amount
Line	Description					Amount		
	Account			Amount		1099		
Invoice Number BMOFEB202300000 continued								
BMO FINA000					YDA	BMOFEB202300000	A/P-ACCR	72,490.21
	10 E 800 342 221300 000			5.14				
720	LAURA LUNDY., Tst Kawa, Milwaukee, WI, 53203, US,					16.52		
	10 E 800 342 221300 000			16.52				
730	LAURA LUNDY., Gimkit Pro - 1 Year, Seattle, WA, 98109, US,					59.88		
	10 E 800 360 221200 000			59.88				
740	LAURA LUNDY., Uw Superior Student Tu, 715-3948101, WI, 54880-6719, US,					3,187.75		
	10 E 800 310 221300 583			3,187.75				
750	Jill Lybert 8013, Wal-Mart #3643, Medford, WI, 54451, US,					319.45		
	10 E 400 411 240000 000			319.45				
760	Jill Lybert 8013, Kwik Trip 85100008516, Wausau, WI, 54401-0000, US,					56.05		
	10 E 400 342 240000 000			56.05				
770	Jill Lybert 8013, Glacier Canyon F&b, Wisconsin Del, WI, 53965, US,					5.07		
	10 E 400 342 240000 000			5.07				
780	Jill Lybert 8013, Glacier Canyon F&b, Wisconsin Del, WI, 53965, US,					7.19		
	10 E 400 342 240000 000			7.19				
790	Jill Lybert 8013, B-Lux Gril, Wisc Dells, WI, 53965, US,					195.34		
	10 E 400 342 240000 000			195.34				
800	Jill Lybert 8013, Tst Lake Delton Monks, Lake Delton, WI, 53940, US,					161.02		
	10 E 400 342 240000 000			161.02				
810	Jill Lybert 8013, Medford County Marke, Medford, WI, 54451, US,					112.93		
	10 E 400 415 240000 000			112.93				
820	Jill Lybert 8013, Sq Elusive Escape Roo, Gosq.Com, WI, 53965, US,					216.00		
	10 E 400 342 240000 000			216.00				
830	Jill Lybert 8013, Uw Superior Student Tu, 715-3948101, WI, 54880-6719, US					1,599.00		
	10 E 800 310 221300 583			1,599.00				
840	JODI BUTLER 0828, Shell Oil 12715461005, Owen, WI, 54460, US,					34.35		
	10 E 200 415 240000 000			34.35				
850	JODI BUTLER 0828, Abby County Market, Abbotsford, WI, 54405, US,					43.60		
	10 E 200 415 240000 000			43.60				
860	Charles Heckel 2785, Kwik Trip 44000004408, Mosinee, WI, 54455-0000, US,					64.65		
	99 E 600 348 253000 360			64.65				
870	Charles Heckel 2785, Bookshark, Llc., 3037972954, CO, 80122, US,					100.00		
	99 E 600 470 110000 360			100.00				
880	Charles Heckel 2785, Uw - Il Online Bkst#18, 800-3815151, IL, 60171, US,					215.14		
	99 E 600 411 120000 360			215.14				

Vendor	Purch Vendor	Purchasing Name	PO Number	Proj/Grant	Type	Invoice Nbr	Accrual	Amount
Line	Description					Amount		
	Account					1099		
Invoice Number BMOFEB202300000 continued								
BMO FINA000					YDA	BMOFEB202300000	A/P-ACCR	72,490.21
890	Charles Heckel 2785, Uw - Il Online Bkst#18, 800-3815151, IL, 60171, US,					49.85		
99	E 600 411 120000 360					49.85		
900	Charles Heckel 2785, Onstar Data Plan-At&t, 8884667827, TX, 75211, US,					15.00		
99	E 600 358 235000 360					15.00		
910	Charles Heckel 2785, Www.Labster.Com, Somerville, MA, 02143, US,					74.00		
99	E 600 360 235000 360					74.00		
920	Charles Heckel 2785, Bookshark, Llc., 3037972954, CO, 80122, US,					53.00		
99	E 600 470 110000 360					53.00		
930	Charles Heckel 2785, Bookshark, Llc., 3037972954, CO, 80122, US,					1,009.24		
99	E 600 470 110000 360					1,009.24		
940	Charles Heckel 2785, Bookshark, Llc., 3037972954, CO, 80122, US,					108.03		
99	E 600 470 110000 360					108.03		
950	Charles Heckel 2785, Hilton Hotels, Milwaukee, WI, 53203-1901, US,					-30.23		
99	E 600 342 235000 360					-30.23		
960	Charles Heckel 2785, Bookshark, Llc., 3037972954, CO, 80122, US,					48.00		
99	E 600 470 110000 360					48.00		
970	Charles Heckel 2785, Bookshark, Llc., 3037972954, CO, 80122, US,					100.00		
99	E 600 470 110000 360					100.00		
980	Charles Heckel 2785, Bookshark, Llc., 3037972954, CO, 80122, US,					48.00		
99	E 600 470 110000 360					48.00		
990	Charles Heckel 2785, Bookshark, Llc., 3037972954, CO, 80122, US,					48.00		
99	E 600 470 110000 360					48.00		
1000	Charles Heckel 2785, Bookshark, Llc., 3037972954, CO, 80122, US,					182.00		
99	E 600 470 110000 360					182.00		
1010	Charles Heckel 2785, Bookshark, Llc., 3037972954, CO, 80122, US,					155.00		
99	E 600 470 110000 360					155.00		
1020	Charles Heckel 2785, Bookshark, Llc., 3037972954, CO, 80122, US,					182.00		
99	E 600 470 110000 360					182.00		
1030	Charles Heckel 2785, Bookshark, Llc., 3037972954, CO, 80122, US,					315.50		
99	E 600 470 110000 360					315.50		
1040	Charles Heckel 2785, Bookshark, Llc., 3037972954, CO, 80122, US,					207.00		
99	E 600 470 110000 360					207.00		
1050	Charles Heckel 2785, Bookshark, Llc., 3037972954, CO, 80122, US,					652.45		
99	E 600 470 110000 360					652.45		
1060	Charles Heckel 2785, Squarespace Inc., New York, NY, 10014, US,					252.00		

Vendor	Purch Vendor	Purchasing Name	PO Number	Proj/Grant	Type	Invoice Nbr	Accrual	Amount
Line	Description					Amount		
Account			Amount			1099		
Invoice Number BMOFEB202300000 continued								
BMO FINA000					YDA	BMOFEB202300000	A/P-ACCR	72,490.21
1240	Charles Heckel	2785, Hilton Hotels, 4142717250, WI, 53203, US,				64.00		
	99 E 600 342 235000 360		64.00					
1250	Charles Heckel	2785, Kwik Trip 62800006288, Larsen, WI, 54947-0000, US,				23.67		
	99 E 600 348 253000 360		23.67					
1260	Charles Heckel	2785, Hilton Hotels, 4142717250, WI, 53203, US,				64.00		
	99 E 600 342 235000 360		64.00					
1270	Charles Heckel	2785, Holiday Inn Rothschild, 7153551111, WI, 54474, US,				94.95		
	99 E 600 342 110000 360		94.95					
1280	Charles Heckel	2785, Bookshark, Llc., 3037972954, CO, 80122, US,				100.00		
	99 E 600 470 110000 360		100.00					
1290	Charles Heckel	2785, Bookshark, Llc., 3037972954, CO, 80122, US,				232.55		
	99 E 600 470 110000 360		232.55					
1300	Charles Heckel	2785, Bookshark, Llc., 3037972954, CO, 80122, US,				51.02		
	99 E 600 470 110000 360		51.02					
1310	Charles Heckel	2785, All About Learning, 715-4771976, WI, 54521-8058, US,				286.80		
	99 E 600 470 110000 360		286.80					
1320	Charles Heckel	2785, All About Learning, 715-4771976, WI, 54521-8058, US,				60.90		
	99 E 600 470 110000 360		60.90					
1330	Charles Heckel	2785, Bookshark, Llc., 3037972954, CO, 80122, US,				168.50		
	99 E 600 470 110000 360		168.50					
1340	Charles Heckel	2785, Bookshark, Llc., 3037972954, CO, 80122, US,				866.38		
	99 E 600 470 110000 360		866.38					
1350	Charles Heckel	2785, Bookshark, Llc., 3037972954, CO, 80122, US,				938.51		
	99 E 600 470 110000 360		938.51					
1360	Charles Heckel	2785, Bookshark, Llc., 3037972954, CO, 80122, US,				182.00		
	99 E 600 470 110000 360		182.00					
1370	Charles Heckel	2785, Bookshark, Llc., 3037972954, CO, 80122, US,				1,092.16		
	99 E 600 470 110000 360		1,092.16					
1380	Charles Heckel	2785, Bookshark, Llc., 3037972954, CO, 80122, US,				152.30		
	99 E 600 470 110000 360		152.30					
1390	Charles Heckel	2785, Bookshark, Llc., 3037972954, CO, 80122, US,				809.70		
	99 E 600 470 110000 360		809.70					
1400	Charles Heckel	2785, Bookshark, Llc., 3037972954, CO, 80122, US,				155.00		
	99 E 600 470 110000 360		155.00					
1410	Charles Heckel	2785, Bookshark, Llc., 3037972954, CO, 80122, US,				47.95		

Vendor	Purch Vendor	Purchasing Name	PO Number	Proj/Grant	Type	Invoice Nbr	Accrual	Amount
Line	Description					Amount		
	Account					1099		
Invoice Number BMOFEB202300000 continued								
BMO FINA000					YDA	BMOFEB202300000	A/P-ACCR	72,490.21
1590	Charles Heckel	2785, Bookshark, Llc.,	3037972954, CO,	80122, US,		6.79		
	99 E 600 470 110000 360					6.79		
1600	Charles Heckel	2785, Bookshark, Llc.,	3037972954, CO,	80122, US,		181.15		
	99 E 600 470 110000 360					181.15		
1610	Charles Heckel	2785, Bookshark, Llc.,	3037972954, CO,	80122, US,		173.50		
	99 E 600 470 110000 360					173.50		
1620	Charles Heckel	2785, Wisconsin Center Distr,	414-9086000, WI,	53203, US,		303.00		
	99 E 600 310 221300 360					303.00		
1630	Charles Heckel	2785, Bookshark, Llc.,	3037972954, CO,	80122, US,		1,005.74		
	99 E 600 470 110000 360					1,005.74		
1640	Charles Heckel	2785, Sq Rachels Roses Llc,	Cedarburg, WI,	53012, US,		81.24		
	99 E 600 411 235000 360					81.24		
1650	Charles Heckel	2785, Bookshark, Llc.,	3037972954, CO,	80122, US,		994.21		
	99 E 600 470 110000 360					994.21		
1660	Charles Heckel	2785, Rainbow Resource Cente,	3096953200, IL,	61483, US,		102.86		
	99 E 600 439 110000 360					102.86		
1670	Charles Heckel	2785, Squarespace Inc.,	New York, NY,	10014, US,		20.00		
	99 E 600 360 221500 360					20.00		
1680	Charles Heckel	2785, Bookshark, Llc.,	3037972954, CO,	80122, US,		175.02		
	99 E 600 470 110000 360					175.02		
1690	Charles Heckel	2785, Bookshark, Llc.,	3037972954, CO,	80122, US,		327.97		
	99 E 600 470 110000 360					327.97		
1700	Charles Heckel	2785, Institute For Excellen,	8008565815, OK,	74352, US,		-10.05		
	99 E 600 470 110000 360					-10.05		
1710	Charles Heckel	2785, Kwik Trip 35100003517,	Medford, WI,	54451-0000, US,		39.96		
	99 E 600 348 253000 360					39.96		
1720	Charles Heckel	2785, Bookshark, Llc.,	3037972954, CO,	80122, US,		48.00		
	99 E 600 470 110000 360					48.00		
1730	Charles Heckel	2785, Bookshark, Llc.,	3037972954, CO,	80122, US,		573.60		
	99 E 600 470 110000 360					573.60		
1740	Charles Heckel	2785, Institute For Excellen,	8008565815, OK,	74352, US,		211.05		
	99 E 600 470 110000 360					211.05		
1750	Charles Heckel	2785, Bookshark, Llc.,	3037972954, CO,	80122, US,		104.99		
	99 E 600 470 110000 360					104.99		
1760	Charles Heckel	2785, Bookshark, Llc.,	3037972954, CO,	80122, US,		100.01		

Vendor	Purch Vendor	Purchasing Name	PO Number	Proj/Grant	Type	Invoice Nbr	Accrual	Amount
Line	Description					Amount		
Account			Amount			1099		
Invoice Number BMOFEB202300000 continued								
BMO FINA000					YDA	BMOFEB202300000	A/P-ACCR	72,490.21
99 E 600 470 110000 360				100.01				
1770 Charles Heckel 2785, Bookshark, Llc., 3037972954, CO, 80122, US,						871.31		
99 E 600 470 110000 360				871.31				
1780 Charles Heckel 2785, Onstar Services, 888-4onstar, MI, 48243, US,						50.62		
99 E 600 358 235000 360				50.62				
1790 Charles Heckel 2785, Bookshark, Llc., 3037972954, CO, 80122, US,						182.00		
99 E 600 470 110000 360				182.00				
1800 Charles Heckel 2785, Bookshark, Llc., 3037972954, CO, 80122, US,						107.00		
99 E 600 470 110000 360				107.00				
1810 Charles Heckel 2785, Bookshark, Llc., 3037972954, CO, 80122, US,						48.00		
99 E 600 470 110000 360				48.00				
1820 Charles Heckel 2785, Bookshark, Llc., 3037972954, CO, 80122, US,						182.00		
99 E 600 470 110000 360				182.00				
1830 Charles Heckel 2785, Bookshark, Llc., 3037972954, CO, 80122, US,						156.00		
99 E 600 470 110000 360				156.00				
1840 Charles Heckel 2785, Bookshark, Llc., 3037972954, CO, 80122, US,						100.01		
99 E 600 470 110000 360				100.01				
1850 Charles Heckel 2785, Bookshark, Llc., 3037972954, CO, 80122, US,						54.85		
99 E 600 470 110000 360				54.85				
1860 Charles Heckel 2785, Bookshark, Llc., 3037972954, CO, 80122, US,						109.72		
99 E 600 470 110000 360				109.72				
1870 Charles Heckel 2785, Bookshark, Llc., 3037972954, CO, 80122, US,						158.44		
99 E 600 470 110000 360				158.44				
1880 MEDFORD AREA HI 7691, Wal-Mart #3643, Medford, WI, 54451, US,						83.50		
21 E 400 411 240000 484				83.50				
1890 MEDFORD AREA HI 7691, Wal-Mart #3643, Medford, WI, 54451, US,						214.82		
21 E 400 411 120000 618				214.82				
1900 MEDFORD AREA HI 7691, Usps Po 5652500887, Medford, WI, 54451, US,						62.35		
10 E 800 353 260000 000				62.35				
1910 MEDFORD AREA HI 7691, Apple.Com/Bill, 1111111111, CA, 95014, US,						19.99		
10 E 400 360 125500 000				19.99				
1920 MEDFORD AREA HI 7691, Samsclub.Com, 888-746-7726, AR, 72712, US,						635.94		
21 E 400 411 240000 411				635.94				
1930 MEDFORD AREA HI 7691, Usps Po 5652500887, Medford, WI, 54451, US,						20.04		
10 E 800 353 260000 000				20.04				

Vendor	Purch Vendor	Purchasing Name	PO Number	Proj/Grant	Type	Invoice Nbr	Accrual	Amount
Line	Description					Amount		
Account			Amount			1099		
Invoice Number BMOFEB202300000 continued								
BMO FINA000					YDA	BMOFEB202300000	A/P-ACCR	72,490.21
1940	MEDFORD AREA HI 7691,	Wm Supercenter #3643, Medford, WI, 54451, US,				33.98		
	10 E 400 411 124000 000		33.98					
1950	MEDFORD AREA HI 7691,	Nasn, 866-6276767, MD, 20910, US,				160.00		
	10 E 400 940 214000 000		160.00					
1960	MEDFORD AREA HI 7691,	Wal-Mart #3643, Medford, WI, 54451, US,				57.56		
	21 E 400 411 240000 475		57.56					
1970	MEDFORD AREA HI 7691,	Samsclub.Com, 888-746-7726, AR, 72712, US,				232.26		
	21 E 400 411 240000 411		232.26					
1980	MEDFORD AREA HI 7691,	Wal-Mart #3643, Medford, WI, 54451, US,				75.08		
	21 E 400 411 240000 475		75.08					
1990	MEDFORD AREA HI 7691,	Mn Wld Xcel 6516026000, Saint Paul, MN, 55102, US,				350.00		
	21 E 400 411 240000 444		350.00					
2000	MEDFORD AREA HI 7691,	Samsclub.Com, 888-746-7726, AR, 72712, US,				928.82		
	21 E 400 411 240000 411		928.82					
2010	MEDFORD AREA HI 7691,	Samsclub #6535, Wausau, WI, 54401, US,				448.54		
	21 E 400 411 120000 609		448.54					
2020	MEDFORD AREA HI 7691,	Wal-Mart #3643, Medford, WI, 54451, US,				30.85		
	21 E 400 411 120000 610		30.85					
2030	MEDFORD AREA HI 7691,	Samsclub.Com, 888-746-7726, AR, 72712, US,				308.18		
	21 E 400 411 240000 411		308.18					
2040	MEDFORD AREA HI 7691,	Concord Theatricals Co, New York, NY, 10107, US,				4.95		
	10 E 400 940 122600 000		4.95					
2050	MEDFORD AREA HI 7691,	Steiner Tractor Parts, 810-621-3000, MI, 48449, US,				383.93		
	10 E 400 411 131000 000		383.93					
2060	MEDFORD AREA HI 7691,	Usps Po 5652500887, Medford, WI, 54451, US,				84.00		
	10 E 800 353 260000 000		84.00					
2070	MEDFORD AREA HI 7691,	Dramatic Publishing Co, 8153387170, IL, 60098, US,				626.16		
	10 E 400 940 122600 000		626.16					
2080	MEDFORD AREA HI 7691,	Sp Rocketbook, Cambridge, MA, 02176, US,				102.00		
	10 E 400 411 136000 000		102.00					
2090	Dave Makovsky 0558,	McMaster-Carr, 630-834-9600, IL, 60126, US,				214.00		
	10 E 400 411 253000 000		214.00					
2100	Dave Makovsky 0558,	The Webstaurant Store, 717-392-7472, PA, 17602, US,				425.38		
	10 E 400 411 253000 000		425.38					
2110	Dave Makovsky 0558,	The Webstaurant Store, 717-392-7472, PA, 17602, US,				100.95		

Vendor	Purch Vendor	Purchasing Name	PO Number	Proj/Grant	Type	Invoice Nbr	Accrual	Amount
Line	Description					Amount		
Account			Amount			1099		
Invoice Number BMOFEB202300000 continued								
BMO FINA000					YDA	BMOFEB202300000	A/P-ACCR	72,490.21
2290	Sara Holewinski	1174, Amzn Mkt US Mz1538dw3, Amzn.Com/Bill, WA, 98109, U				14.43		
99 E 600 411 235000 360			14.43					
2300	Sara Holewinski	1174, Amzn Mkt US 1f51166r3, Amzn.Com/Bill, WA, 98109, U				37.99		
99 E 600 411 235000 360			37.99					
2310	Sara Holewinski	1174, Hilton Hotels, 4142717250, WI, 53203, US,				64.00		
99 E 600 342 235000 360			64.00					
2320	Sara Holewinski	1174, Amzn Mkt US N174u4az3, Amzn.Com/Bill, WA, 98109, U				192.71		
99 E 600 439 110000 360			192.71					
2330	Sara Holewinski	1174, Amzn Mkt US 7u70p6003, Amzn.Com/Bill, WA, 98109, U				50.95		
99 E 600 411 235000 360			50.95					
2340	Sara Holewinski	1174, 8wisc Ctr Dist, Milwaukee, WI, 53203, US,				30.53		
99 E 600 411 235000 360			30.53					
2350	Sara Holewinski	1174, Wisconsin Ctr Dstc, 414-908-6000, WI, 53203, US,				112.50		
99 E 600 940 235000 360			112.50					
2360	Sara Holewinski	1174, Kwik Trip 24200002428, Fond Du Lac, WI, 54935-0000,				28.69		
99 E 600 348 253000 360			28.69					
2370	Sara Holewinski	1174, Rodizio Grill - Milwau, Milwaukee, WI, 53202, US,				496.89		
99 E 600 411 235000 360			496.89					
2380	Sara Holewinski	1174, Tlf Flowers And Leaves, Oshkosh, WI, 54901-1808, US				69.25		
99 E 600 411 235000 360			69.25					
2390	Sara Holewinski	1174, Amzn Mkt US L63168g23, Amzn.Com/Bill, WA, 98109, U				198.28		
99 E 600 411 110000 360			198.28					
2400	Sara Holewinski	1174, Amzn Mkt US Xe6w70kk3, Amzn.Com/Bill, WA, 98109, U				100.50		
99 E 600 411 235000 360			100.50					
2410	Sara Holewinski	1174, Amzn Mkt US 3y1k15f83, Amzn.Com/Bill, WA, 98109, U				14.97		
99 E 600 411 110000 360			14.97					
2420	Sara Holewinski	1174, Amzn Mkt US Nx77h2gu3, Amzn.Com/Bill, WA, 98109, U				631.77		
99 E 600 411 110000 360			631.77					
2430	Sara Holewinski	1174, Amzn Mkt US Z28kw2er3, Amzn.Com/Bill, WA, 98109, U				40.40		
99 E 600 411 235000 360			40.40					
2440	Sara Holewinski	1174, Amzn Mkt US Na8vy0mz3, Amzn.Com/Bill, WA, 98109, U				189.99		
99 E 600 411 235000 360			189.99					
2450	Sara Holewinski	1174, Amzn Mkt US Re3qv59v3, Amzn.Com/Bill, WA, 98109, U				18.67		
99 E 600 411 110000 360			18.67					
2460	Sara Holewinski	1174, Amzn Mkt US E719z24w3, Amzn.Com/Bill, WA, 98109, U				103.88		

Vendor	Purch Vendor	Purchasing Name	PO Number	Proj/Grant	Type	Invoice Nbr	Accrual	Amount
Line	Description		Account	Amount		1099		
Invoice Number BMOFEB202300000 continued								
BMO FINA000					YDA	BMOFEB202300000	A/P-ACCR	72,490.21
2640	MEDFORD AREA MI 4672,	Wal-Mart #3643, Medford, WI, 54451, US,						28.60
	80 E 200 411 390000 367			28.60				
2650	MEDFORD AREA MI 4672,	Usps.Com Postal Store, 800-782-6724, MO, 64161, US,						1,680.30
	10 E 800 353 260000 000			1,680.30				
2660	MEDFORD AREA MI 4672,	Wal-Mart #3643, Medford, WI, 54451, US,						45.20
	80 E 200 411 390000 367			45.20				
2670	MEDFORD AREA MI 4672,	Wal-Mart #3643, Medford, WI, 54451, US,						14.96
	80 E 800 411 240000 740			14.96				
2680	MEDFORD AREA MI 4672,	Dollartree, Medford, WI, 54451, US,						62.50
	10 E 200 411 127000 000			62.50				
2690	MAES2020, Dollartree,	Medford, WI, 54451, US,						4.50
	10 E 100 411 240000 000			4.50				
2700	MAES2020, Wm Supercenter #3643,	Medford, WI, 54451, US,						378.95
	10 E 800 420 219000 173			378.95				
2710	MAES2020, Wm Supercenter #3643,	Medford, WI, 54451, US,						298.09
	10 E 100 411 213000 000			298.09				
2720	MAES2020, Dollartree,	Medford, WI, 54451, US,						80.75
	10 E 100 411 213000 000			80.75				
2730	MAES2020, Wal-Mart #3643,	Medford, WI, 54451, US,						39.30
	80 E 800 411 240000 740			39.30				
2740	MAES2020, Heggerty Literacy Res,	Oak Park, IL, 60301, US,						97.00
	10 E 100 411 110000 000			97.00				
2750	MAES2020, Medford County Marke,	Medford, WI, 54451, US,						64.66
	10 E 100 411 213000 000			64.66				
2760	MAES2020, Medford County Marke,	Medford, WI, 54451, US,						20.92
	21 E 100 411 240000 070			20.92				
2770	MAES2020, Vistaprint,	8662074955, MA, 02451, US,						103.99
	10 E 100 411 213000 000			103.99				
2780	MAES2020, Sp Dinolize,	Wan Chai, 999077, HK,						26.97
	10 E 100 411 213000 000			26.97				
2790	MAES2020, Celebrate Planet Earth,	Santa Fe, NM, 87507, US,						254.80
	10 E 100 411 110000 000			254.80				
2800	MAES2020, Math League Press,	201-5686328, NJ, 07670-2307, US,						49.95
	10 E 800 310 221300 000			49.95				
2810	MAES2020, Wal-Mart #3643,	Medford, WI, 54451, US,						44.09

<u>Vendor</u>	<u>Purch Vendor</u>	<u>Purchasing Name</u>	<u>PO Number</u>	<u>Proj/Grant</u>	<u>Type</u>	<u>Invoice Nbr</u>	<u>Accrual</u>	<u>Amount</u>
<u>Line</u>	<u>Description</u>					<u>Amount</u>		
<u>Account</u>			<u>Amount</u>			<u>1099</u>		
Invoice Number BMOFEB202300000 continued								
BMO FINA000					YDA	BMOFEB202300000	A/P-ACCR	72,490.21
	2990	STETSONVILLE EL 3873, Sq Broadway Theatre, Medford, WI, 54451, US,				199.50		
	10 E	101 940 110000 000				199.50		
TOTAL INVOICES CREATED =====> 1						TOTAL AMOUNT OF INVOICES =====>		72,490.21

Invoice Parameters:

Invoice Date: 02/24/2023 Due Date: 02/24/2023 Batch: 0001 Bank: BNK0 Check Type: Wire Transfer

***** End of report *****

MEDFORD AREA PUBLIC SCHOOL DISTRICT

REGULAR BOARD OF EDUCATION MEETING

March 27, 2023

VOUCHER CHECKS

The Medford Area Public School District Board of Education approves the following:

Check # 182823 to

Check # 183456 .

Amount \$ 1,326,180.07 for voucher checks and

Amount \$ 1,295,477.56 for payroll.

 REPORT SPECIFICATIONS
 DISTRICT: MEDFORD AREA PUBLIC SCHOOL DISTRICT
 REPORT TITLE: 3/27/23 (Dates: 07/01/21 - 03/27/23)
 REQUESTED BY: lanneja DATE: 03/20/23
 PROGRAM NAME: fin/3frdt101. TIME: 2:42:12 PM
 COPIES: 1 LPI: 6
 RUN ON SERVER: yes CREATE ASCII FILE: NO

Report Parameters

Description: MONTHLY BOARD OF ED CHECK LISTING
 Report Title: 3/27/23
 Print Detail Lines: Yes

<u>Report Ranges</u>	<u>Low</u>	<u>High</u>
Check Number:	182823	183456
Check Amount:	-9999999999	9999999999
PO Number:	0	9999999999
Invoice Date:	07/01/21	03/27/23
Vendor to Display:	Invoice	
Vendor Type:		ZZZZZ
Vendor Sub Type:		ZZZZZ
Check type to print:	All	
Include Continuation Void	No	
Exclude Voided Checks:	No	
Print Only 1099 Vendors:	No	
Post Month Print Format:	Numeric	
Banks Selected:	BNK0	

Account Filters

Account Types Selected: Asset Liability Equity Revenue Expense
 Account Status: Both Active/Inactive

	<u>Low</u>	<u>High</u>
B/S Account Ranges:	00 * 000 000 000000 000	99 * 999 999 999999 999
O/S Account Ranges:	00 * 000 000 000000 000	99 * 999 999 999999 999
Group Codes:	--	zz-zz-zzzz
Category Codes:		zzzzzzzz

<u>Report Fields</u>	<u>Length</u>	<u>Sign</u>	<u>Edited</u>	<u>Whole</u>	<u>Field Format</u>	<u>Year</u>	<u>Suppress Repeating</u>
Check Number	8						No
Check Date	10						No
Vendor	30						No
PO Number	10						No
Invoice Number	15						No
Invoice Description	35						No
Amount	12	Right	Yes	No	>, >>, >>>, >>>9.99-	Current	No

REPORT SPECIFICATIONS

DISTRICT: MEDFORD AREA PUBLIC SCHOOL DISTRICT
 REPORT TITLE: 3/27/23 (Dates: 07/01/21 - 03/27/23)
 REQUESTED BY: lanneja DATE: 03/20/23
 PROGRAM NAME: TP-FIELD-HEAD TIME: 2:42:12 PM
 COPIES: 1 LPI: 6
 RUN ON SERVER: yes CREATE ASCII FILE: NO

<u>Report Fields</u>	<u>Length</u>	<u>Sign</u>	<u>Edited</u>	<u>Whole</u>	<u>Field Format</u>	<u>Year</u>	<u>Suppress Repeating</u>
Account Number	25				Number		No
Post Date	10						No

<u>Sort Fields</u>	<u>Totals</u>	<u>Break Spacing</u>
1-Check Number	No	Single
2-Check Date	No	Single
3-Vendor	Yes	Single
4-PO Number	No	Single
5-Invoice Number	No	Single

CHECK #	CHECK DATE	VENDOR	PO	INVOICE #	DESCRIPTION	CHECK	AMOUNT	ACCOUNT				POST DATE	
			NUMBER	NUMBER									
182823	02/21/2023	Knetter, Paul	0	2/21/23	GIRLS 7TH/8TH A BB VS MOSINEE	70.00	80	E	200	310	393000	956	02/21/2023
182823	02/21/2023	Knetter, Paul	0	2/21/23	GIRLS 7TH/8TH A BB VS MOSINEE	70.00-	80	E	200	310	393000	956	02/21/2023
					Totals for Knetter, Paul	0.00							
182824	02/21/2023	Petty Cash	0	2/22/23	STATE WRESTLING PER DIEM 4	300.00	10	E	400	411	162000	959	02/21/2023
					WRESTLERS X 3 DAYS X \$25 = \$300								
					Totals for Petty Cash	300.00							
182825	02/21/2023	Wenzel, Leon	0	2/21/23	GIRLS 7TH/8TH A BB VS MOSINEE	70.00	80	E	200	310	393000	956	02/21/2023
182825	02/21/2023	Wenzel, Leon	0	2/21/23	GIRLS 7TH/8TH A BB VS MOSINEE	70.00-	80	E	200	310	393000	956	02/21/2023
					Totals for Wenzel, Leon	0.00							
182826	02/22/2023	Krug's Bus Service Inc	0	01-04-23to01-31	Pupil Transportation	1,970.97	10	E	100	341	256770	000	02/22/2023
182826	02/22/2023	Krug's Bus Service Inc	0	01-04-23to01-31	Pupil Transportation	681.86	10	E	101	341	256770	000	02/22/2023
182826	02/22/2023	Krug's Bus Service Inc	0	01-04-23to01-31	Pupil Transportation	3,691.22	10	E	400	341	256741	000	02/22/2023
182826	02/22/2023	Krug's Bus Service Inc	0	01-04-23to01-31	Pupil Transportation	549.31	10	E	400	341	256770	000	02/22/2023
182826	02/22/2023	Krug's Bus Service Inc	0	01-04-23to01-31	Pupil Transportation	108,827.06	10	E	800	341	256710	000	02/22/2023
182826	02/22/2023	Krug's Bus Service Inc	0	01-04-23to01-31	Pupil Transportation	579.25	10	E	800	341	256720	000	02/22/2023
182826	02/22/2023	Krug's Bus Service Inc	0	01-04-23to01-31	Pupil Transportation	220.35	27	E	101	341	256770	000	02/22/2023
182826	02/22/2023	Krug's Bus Service Inc	0	01-04-23to01-31	Pupil Transportation	93.81	27	E	100	341	256770	011	02/22/2023
182826	02/22/2023	Krug's Bus Service Inc	0	01-04-23to01-31	Pupil Transportation	3,147.34	10	E	400	341	256742	957	02/22/2023
182826	02/22/2023	Krug's Bus Service Inc	0	01-04-23to01-31	Pupil Transportation	3,479.37	10	E	400	341	256742	961	02/22/2023
182826	02/22/2023	Krug's Bus Service Inc	0	01-04-23to01-31	Pupil Transportation	2,713.71	10	E	400	341	256742	956	02/22/2023
182826	02/22/2023	Krug's Bus Service Inc	0	01-04-23to01-31	Pupil Transportation	3,714.40	10	E	400	341	256742	960	02/22/2023
182826	02/22/2023	Krug's Bus Service Inc	0	01-04-23to01-31	Pupil Transportation	2,540.39	10	E	400	341	256742	962	02/22/2023
182826	02/22/2023	Krug's Bus Service Inc	0	01-04-23to01-31	Pupil Transportation	5,950.93	10	E	400	341	256742	959	02/22/2023
182826	02/22/2023	Krug's Bus Service Inc	0	01-04-23to01-31	Pupil Transportation	1,185.38	10	E	400	341	256742	958	02/22/2023
182826	02/22/2023	Krug's Bus Service Inc	0	01-04-23to01-31	Pupil Transportation	1,785.18	27	E	800	348	256250	011	02/22/2023
182826	02/22/2023	Krug's Bus Service Inc	0	01-04-23to01-31	Pupil Transportation	811.07	80	E	200	341	256790	956	02/22/2023
182826	02/22/2023	Krug's Bus Service Inc	0	01-04-23to01-31	Pupil Transportation	2,044.63	80	E	200	341	256790	959	02/22/2023
					Totals for Krug's Bus Service Inc	143,986.23							
182827	02/22/2023	Advance Auto Parts	0	2217-862646	MASH AUTO SHOP SUPPLIES	59.22	10	E	400	411	136000	000	02/22/2023
					Totals for Advance Auto Parts	59.22							
182828	02/22/2023	Cenex Fleet Fueling	0	257224CL	FUEL	1,164.55	10	E	800	348	253000	000	02/22/2023
182828	02/22/2023	Cenex Fleet Fueling	0	257224CL	FUEL	192.83	99	E	600	348	253000	360	02/22/2023
					Totals for Cenex Fleet Fueling	1,357.38							
182829	02/22/2023	Centering on Children, Inc.	9002200203	14316	replacement pieces	63.00	27	E	800	411	158700	341	02/22/2023
					Totals for Centering on Children, Inc.	63.00							
182830	02/22/2023	Central Wisconsin Auto Parts	0	394235	MASH AUTO SHOP SUPPLIES	33.52	10	E	400	411	136000	000	02/22/2023
182830	02/22/2023	Central Wisconsin Auto Parts	0	395092	MASH AUTO SHOP SUPPLIES	6.98	10	E	400	411	136000	000	02/22/2023
					Totals for Central Wisconsin Auto Parts	40.50							
182831	02/22/2023	CVTC	0	FALL 2022	RVA TUITION: R. GOELDNER, A.	3,402.11	99	E	600	389	431000	360	02/22/2023

CHECK #	CHECK DATE	VENDOR	PO INVOICE #	DESCRIPTION	CHECK AMOUNT	ACCOUNT	POST DATE
			NUMBER			NUMBER	
				ABRAHAMSON			
				Totals for CVTC	3,402.11		
182832	02/22/2023	Kramer Strick, Jacqueline	0 8	DOJ COUNSELING	900.00	10 E 800 310 213000 698	02/22/2023
182832	02/22/2023	Kramer Strick, Jacqueline	0 9	DOJ COUNSELING	600.00	10 E 800 310 213000 698	02/22/2023
				Totals for Kramer Strick, Jacqueline	1,500.00		
182833	02/22/2023	Northcentral Technical College	0 SPRING 2023	RVA TUITION: S. DUESING MEDFORD	1,669.38	10 E 400 389 431000 000	02/22/2023
				TUITION: C. CZESHINSKI, K. NOURSE			
182833	02/22/2023	Northcentral Technical College	0 SPRING 2023	RVA TUITION: S. DUESING MEDFORD	270.59	99 E 600 389 431000 360	02/22/2023
				TUITION: C. CZESHINSKI, K. NOURSE			
182833	02/22/2023	Northcentral Technical College	0 SPRING 2023	RVA TUITION: C. GOELDNER, C. BERGMAN, H. NOWACK	2,079.57	99 E 600 389 431000 360	02/22/2023
				Totals for Northcentral Technical Colleg	4,019.54		
182834	02/22/2023	UW Extended Campus	0 720172	SPRING 2023 RVA TUITION: V. STEPHENSON	436.00	99 E 600 387 431000 360	02/22/2023
182834	02/22/2023	UW Extended Campus	0 720173	SPIRING 2013 TUITION: V. STEPHENSON	327.00	99 E 600 387 431000 360	02/22/2023
				Totals for UW Extended Campus	763.00		
182835	02/22/2023	UW of Platteville	0 FALL 2022	RVA TUITION: W. DRESSER	375.80	99 E 600 387 431000 360	02/22/2023
				Totals for UW of Platteville	375.80		
182836	02/22/2023	WI FBLA	0 10012077	2022 WI FBLA STATE LEADERSHIP CONFERENCE	600.00	10 E 400 940 132000 000	02/22/2023
				Totals for WI FBLA	600.00		
182837	02/22/2023	WSMA	0 30905	MAMS BAND SOLO & ENSEMBLE	88.85	10 E 200 940 125500 000	02/22/2023
				Totals for WSMA	88.85		
182838	02/23/2023	Charter Communications	0 0002810021523	8245 11 246 0002810: TV 2/15-3/14/23	30.63	80 E 800 359 230000 000	02/23/2023
				Totals for Charter Communications	30.63		
182839	02/23/2023	Direct Energy Inc.	0 HS33485100	MASH \$10,799.98/MAMS \$4,344.49	15,144.47	10 E 800 331 253000 000	02/23/2023
				Totals for Direct Energy Inc.	15,144.47		
182840	02/23/2023	Hobart Sales & Service	0 ZB93716	MAES SERVICE ON OVENS	538.49	50 E 800 324 257000 000	02/23/2023
				Totals for Hobart Sales & Service	538.49		
182841	02/23/2023	Quality Door & Hardware	0 712407	MASH DOOR SERVICE	119.26	10 E 100 324 254300 000	02/23/2023
				Totals for Quality Door & Hardware	119.26		
182842	02/23/2023	Wisconsin Public Service	0 0621559037-0000	MOSINEE/RVA: 1/19-2/15/23	625.18	99 E 600 331 253000 360	02/23/2023
182842	02/23/2023	Wisconsin Public Service	0 0621559037-0000	MOSINEE RVA STE 130: 1/19-2/15/23	129.56	99 E 600 331 253000 360	02/23/2023
				Totals for Wisconsin Public Service	754.74		
182843	02/23/2023	All About Learning Press, Inc.	6012200047 914436	Reading Curriculum for Student	109.90	27 E 600 470 158700 019	02/23/2023
182843	02/23/2023	All About Learning Press, Inc.	6012200052 914435	All About Reading Level 1	195.85	27 E 600 470 158700 019	02/23/2023
182843	02/23/2023	All About Learning Press, Inc.	6012200058 914536	All About Reading and All About Spelling Level 1	234.80	27 E 600 470 158700 019	02/23/2023

CHECK #	CHECK DATE	VENDOR	PO INVOICE #	DESCRIPTION	CHECK AMOUNT	ACCOUNT	POST DATE
			NUMBER			NUMBER	
				Totals for All About Learning Press, Inc	540.55		
182844	02/23/2023	American Welding & Gas	4002200163 09087665	open po	183.42	10 E 400 411 136000 000	02/23/2023
				Totals for American Welding & Gas	183.42		
182845	02/23/2023	Apple Support Center	4002200312 AL04384139	200 iPads for KG replacement Paid through ERATE/ECF Ted Wilson will order through ecommerce sight.	58,800.00	10 E 800 482 129300 000	02/23/2023
				Totals for Apple Support Center	58,800.00		
182846	02/23/2023	Aspirus Clinics Inc	0 112657	EAS FOR JANUARY 2023	324.78	27 E 800 310 264400 341	02/23/2023
182846	02/23/2023	Aspirus Clinics Inc	0 112657	EAS FOR JANUARY 2023	324.78	99 E 600 310 235000 360	02/23/2023
182846	02/23/2023	Aspirus Clinics Inc	0 112657	EAS FOR JANUARY 2023	433.06	10 E 800 310 259000 000	02/23/2023
				Totals for Aspirus Clinics Inc	1,082.62		
182847	02/23/2023	Background Investigation Burea	0 INV-19667	BACKGROUND CHECKS: 12 TOTAL	144.50	10 E 800 310 260000 000	02/23/2023
182847	02/23/2023	Background Investigation Burea	0 INV-19667	BACKGROUND CHECKS: 12 TOTAL	28.90	99 E 600 310 235000 360	02/23/2023
				Totals for Background Investigation Burea	173.40		
182848	02/23/2023	Black River Industries	0 39361	TRANSPORTATION SERVICES DECEMBER: A. WILHELM, J. CZARNECKI, K. MESSMANN	2,130.00	27 E 800 341 256750 451	02/23/2023
				Totals for Black River Industries	2,130.00		
182849	02/23/2023	Blazer Works	0 20587730	L. BAILEY: 1/29/23	726.00	27 E 600 360 156700 019	02/23/2023
182849	02/23/2023	Blazer Works	0 20587731	J. SEVERSON: 1/29/23	133.88	27 E 600 360 156700 019	02/23/2023
182849	02/23/2023	Blazer Works	0 20594309	L. BAILEY: 2/5/23	264.00	27 E 600 360 156700 019	02/23/2023
182849	02/23/2023	Blazer Works	0 20600747	L. BAILEY: 2/12/23	418.00	27 E 600 360 156700 019	02/23/2023
182849	02/23/2023	Blazer Works	0 20600748	J. SEVERSON: 2/12/23	22.31	27 E 600 360 156700 019	02/23/2023
				Totals for Blazer Works	1,564.19		
182850	02/23/2023	BSN Sports	4002200335 920493588	Open PO	33.00	10 E 400 411 162000 000	02/23/2023
				Totals for BSN Sports	33.00		
182851	02/23/2023	Commercial Recycling Corp	0 75299	MONTHLY SERVICE AND RENTAL OF 4 TRAILERS	50.00	10 E 400 324 253000 000	02/23/2023
182851	02/23/2023	Commercial Recycling Corp	0 75299	MONTHLY SERVICE AND RENTAL OF 4 TRAILERS	50.00	10 E 100 324 253000 000	02/23/2023
182851	02/23/2023	Commercial Recycling Corp	0 75299	MONTHLY SERVICE AND RENTAL OF 4 TRAILERS	50.00	10 E 101 324 253000 000	02/23/2023
182851	02/23/2023	Commercial Recycling Corp	0 75299	MONTHLY SERVICE AND RENTAL OF 4 TRAILERS	50.00	10 E 200 324 253000 000	02/23/2023
				Totals for Commercial Recycling Corp	200.00		
182852	02/23/2023	Complete Control Inc	0 SRVCE048088	MAMS NEW ACTUATOR ON THE HEAT VALVE	209.25	10 E 200 324 254300 000	02/23/2023
182852	02/23/2023	Complete Control Inc	0 SRVCE048089	SES MATERIALS FOR PREVENTATIVE MAINTENANCE	756.41	10 E 101 411 253000 000	02/23/2023

CHECK #	CHECK DATE	VENDOR	PO INVOICE #	DESCRIPTION	CHECK AMOUNT	ACCOUNT	POST DATE
			NUMBER			NUMBER	
				Totals for Complete Control Inc	965.66		
182853	02/23/2023	DeMoulin Bros. & Co.	4002200198 3207925	Drum Major Uniform	752.06	10 E 400 420 125500 000	02/23/2023
				Totals for DeMoulin Bros. & Co.	752.06		
182854	02/23/2023	Evan-Moor	6012200046 INV363160	Evan Moor Daily Geography	15.98	27 E 600 470 158700 019	02/23/2023
182854	02/23/2023	Evan-Moor	6012200048 INV363161	Karter Johnson English curriculum order	45.97	27 E 600 470 158700 019	02/23/2023
182854	02/23/2023	Evan-Moor	6012200053 INV363159	Evan Moor Daily 6-Trait Writing	36.98	27 E 600 470 158700 019	02/23/2023
182854	02/23/2023	Evan-Moor	6012200056 INV363158	Evan Moor Math and Reading Curriculum	102.95	27 E 600 470 158700 019	02/23/2023
				Totals for Evan-Moor	201.88		
182855	02/23/2023	Follett Book Company	3002200234 617042	books	4,646.06	10 E 100 432 222200 031	02/23/2023
				Totals for Follett Book Company	4,646.06		
182856	02/23/2023	Fun and Function	9002200263 637435	Ear Muffs	327.59	27 E 800 481 156600 341	02/23/2023
				Totals for Fun and Function	327.59		
182857	02/23/2023	Game Time	0 PJI-0202056	MAES SWING SAFETY BELT	103.59	10 E 100 411 253000 000	02/23/2023
				Totals for Game Time	103.59		
182858	02/23/2023	Great Northern Conference	0 2022-2023	GNC WEBSITE	200.00	10 E 400 940 162000 000	02/23/2023
				Totals for Great Northern Conference	200.00		
182859	02/23/2023	Heid Music	2002200122 3251334	open po	74.50	10 E 200 310 125500 000	02/23/2023
182859	02/23/2023	Heid Music	2002200122 3251385	open po	130.50	10 E 200 310 125500 000	02/23/2023
182859	02/23/2023	Heid Music	2002200122 3251427	open po	104.50	10 E 200 310 125500 000	02/23/2023
182859	02/23/2023	Heid Music	2002200123 3264603	Music supplies	72.97	10 E 200 411 125500 000	02/23/2023
182859	02/23/2023	Heid Music	4002200124 3251370	320 Instrument Repair	81.50	10 E 400 310 125500 000	02/23/2023
182859	02/23/2023	Heid Music	4002200125 3264602	411 Instrument Supplies	133.92	10 E 400 411 125500 000	02/23/2023
				Totals for Heid Music	597.89		
182860	02/23/2023	Hillyard Inc.	2012200108 605005838	2022-2023 Hillyard Supplies	182.88	10 E 200 411 253000 000	02/23/2023
182860	02/23/2023	Hillyard Inc.	2012200108 605007273	2022-2023 Hillyard Supplies	776.30	10 E 200 411 253000 000	02/23/2023
				Totals for Hillyard Inc.	959.18		
182861	02/23/2023	Inspire to Create	9002200265 64473	Little Spot by Diane Alber	213.38	10 E 800 439 221200 297	02/23/2023
				Totals for Inspire to Create	213.38		
182862	02/23/2023	Jostens of Northern WI	9002200173 30075053	Medford Adult Diploma Academy Diplomas	18.95	80 E 800 411 310000 735	02/23/2023
				Totals for Jostens of Northern WI	18.95		
182863	02/23/2023	Novel Units	6012200050 SI19284	Course Materials for Literature Class	68.96	27 E 600 470 158700 019	02/23/2023
				Totals for Novel Units	68.96		
182864	02/24/2023	Bushman, Timothy	0 2/24/23	BOYS VARSITY BB VS WAUSAU WEST	120.00	10 E 400 310 162000 957	02/24/2023
				Totals for Bushman, Timothy	120.00		
182865	02/24/2023	Henrichs, Pat	0 2/24/23	BOYS JV BB VS WAUSAU WEST	55.00	10 E 400 310 162000 957	02/24/2023

CHECK #	CHECK DATE	VENDOR	PO INVOICE #	DESCRIPTION	CHECK AMOUNT	ACCOUNT	POST DATE
			NUMBER			NUMBER	
				Totals for Henrichs, Pat	55.00		
182866	02/24/2023	Knetter, Paul	0 2/24/23	BOYS VARSITY BB VS WAUSAU WEST	120.00	10 E 400 310 162000 957	02/24/2023
				Totals for Knetter, Paul	120.00		
182867	02/24/2023	Pilgrim, Ryan	0 2/24/23	BOYS JV BB VS WAUSAU WEST	55.00	10 E 400 310 162000 957	02/24/2023
				Totals for Pilgrim, Ryan	55.00		
182868	02/24/2023	Sarver, Jerry	0 2/24/23	BOYS JV2 BB VS WAUSAU WEST	55.00	10 E 400 310 162000 957	02/24/2023
				Totals for Sarver, Jerry	55.00		
182869	02/24/2023	Wenzel, Leon	0 2/24/23	BOYS JV2 BB VS WAUSAU WEST	55.00	10 E 400 310 162000 957	02/24/2023
				Totals for Wenzel, Leon	55.00		
182870	02/24/2023	Sullivan, Joseph	0 2022	SCHOLARSHI KEN & DARLEEN HALLGREN MEMORIAL	1,500.00	21 E 400 370 450000 477	02/24/2023
				\$1,500			
				Totals for Sullivan, Joseph	1,500.00		
182871	02/24/2023	Fleischmann, Wayne	0 2/24/23	BOYS VARSITY BB VS WAUSAU WEST	120.00	10 E 400 310 162000 957	02/24/2023
				Totals for Fleischmann, Wayne	120.00		
182872	02/27/2023	Medford Area Public School Dis	0 2/28	Payroll 2/28 Payroll	694,955.16	10 A 000 000 711100 000	02/27/2023
				Totals for Medford Area Public School Di	694,955.16		
182873	02/28/2023	Thrivent Financial/Lutherans	0 20230215ADDA0	2/28GROUP ID: 000192600-002; L	150.00	10 L 000 000 811670 000	02/28/2023
				JISKRA - \$300.00			
182873	02/28/2023	Thrivent Financial/Lutherans	0 20230228ADDA0	2/28GROUP ID: 000192600-002; L	150.00	10 L 000 000 811670 000	02/28/2023
				JISKRA - \$300.00			
				Totals for Thrivent Financial/Lutherans	300.00		
182874	02/28/2023	Thrivent Mutual Funds	0 20230215ADDDATM	2/28Thrivent Mutual	125.00	10 L 000 000 811670 000	02/28/2023
				Funds-J,Hraby-\$250			
182874	02/28/2023	Thrivent Mutual Funds	0 20230228ADDDATM	2/28Thrivent Mutual Funds-J.Hraby	125.00	10 L 000 000 811670 000	02/28/2023
				Totals for Thrivent Mutual Funds	250.00		
182875	02/28/2023	Ameriprise Financial Services	0 20230215ADDAB	2/28NBS - National Benefit	150.00	99 L 000 000 811670 000	02/28/2023
				Services; B Walsh -			
				\$200.00,M.Hawley-\$100			
182875	02/28/2023	Ameriprise Financial Services	0 20230228ADDAB	2/28NBS - National Benefit	150.00	99 L 000 000 811670 000	02/28/2023
				Services; B Walsh -			
				\$200.00,M.Hawley-\$100			
				Totals for Ameriprise Financial Services	300.00		
182876	02/28/2023	AXA Equitable	0 20230215ADDA2	2/28UNIT#: 008365	250.00	10 L 000 000 811670 000	02/28/2023
				001-B.Noelder-\$500,M.Phillips-\$500			
182876	02/28/2023	AXA Equitable	0 20230215ADDA22	2/28AXA EQUITABLE	250.00	99 L 000 000 811670 000	02/28/2023
182876	02/28/2023	AXA Equitable	0 20230228ADDA2	2/28UNIT#: 008365 001	250.00	10 L 000 000 811670 000	02/28/2023
182876	02/28/2023	AXA Equitable	0 20230228ADDA22	2/28AXA EQUITABLE	250.00	99 L 000 000 811670 000	02/28/2023
				Totals for AXA Equitable	1,000.00		
182877	02/28/2023	WI SCTF	0 20230228ADDGA	2/28WI	763.31	10 L 000 000 811680 000	02/28/2023

CHECK #	CHECK DATE	VENDOR	PO INVOICE #	DESCRIPTION	CHECK AMOUNT	ACCOUNT	POST DATE
			NUMBER			NUMBER	
				SCTF-B.Wert-\$73.00-6063683,J. Cliver-\$100.00-778717,T.Swedlund-\$5 90.31-8232335			
				Totals for WI SCTF	763.31		
182878	02/27/2023	Delta Dental of Wisconsin	0 000001911974	March 2023	17,671.85	10 L 000 000 811632 000	02/27/2023
182878	02/27/2023	Delta Dental of Wisconsin	0 000001911974	March 2023	10,132.56	27 L 000 000 811632 000	02/27/2023
182878	02/27/2023	Delta Dental of Wisconsin	0 000001911974	March 2023	277.86	50 L 000 000 811632 000	02/27/2023
182878	02/27/2023	Delta Dental of Wisconsin	0 000001911974	March 2023	258.14	80 L 000 000 811632 000	02/27/2023
182878	02/27/2023	Delta Dental of Wisconsin	0 000001911974	March 2023	7,671.65	99 L 000 000 811632 000	02/27/2023
182878	02/27/2023	Delta Dental of Wisconsin	0 000001911975	March 2023	81.42	10 L 000 000 811632 000	02/27/2023
				Totals for Delta Dental of Wisconsin	36,093.48		
182879	02/27/2023	Kansas City Life Insurance Co	0 1546149	March 2023-100007500000000	2,810.20	10 L 000 000 811633 000	02/27/2023
182879	02/27/2023	Kansas City Life Insurance Co	0 1546149	March 2023-100007500000000	1,454.74	27 L 000 000 811633 000	02/27/2023
182879	02/27/2023	Kansas City Life Insurance Co	0 1546149	March 2023-100007500000000	32.44	50 L 000 000 811633 000	02/27/2023
182879	02/27/2023	Kansas City Life Insurance Co	0 1546149	March 2023-100007500000000	39.53	80 L 000 000 811633 000	02/27/2023
182879	02/27/2023	Kansas City Life Insurance Co	0 1546149	March 2023-100007500000000	1,307.30	99 L 000 000 811633 000	02/27/2023
				Totals for Kansas City Life Insurance Co	5,644.21		
182880	02/27/2023	Security Health Plan	0 1546149	EMP000000000569-March 2023	284,930.44	10 L 000 000 811631 000	02/27/2023
182880	02/27/2023	Security Health Plan	0 1546149	EMP000000000569-March 2023	167,765.48	27 L 000 000 811631 000	02/27/2023
182880	02/27/2023	Security Health Plan	0 1546149	EMP000000000569-March 2023	5,351.51	50 L 000 000 811631 000	02/27/2023
182880	02/27/2023	Security Health Plan	0 1546149	EMP000000000569-March 2023	3,496.84	80 L 000 000 811631 000	02/27/2023
182880	02/27/2023	Security Health Plan	0 1546149	EMP000000000569-March 2023	122,187.80	99 L 000 000 811631 000	02/27/2023
				Totals for Security Health Plan	583,732.07		
182881	02/27/2023	NVA Vision	0 4411477	March 2023-Customer 5108	2,149.11	10 L 000 000 811639 000	02/27/2023
182881	02/27/2023	NVA Vision	0 4411477	March 2023-Customer 5108	1,000.80	27 L 000 000 811639 000	02/27/2023
182881	02/27/2023	NVA Vision	0 4411477	March 2023-Customer 5108	45.67	50 L 000 000 811639 000	02/27/2023
182881	02/27/2023	NVA Vision	0 4411477	March 2023-Customer 5108	666.77	99 L 000 000 811639 000	02/27/2023
182881	02/27/2023	NVA Vision	0 4411477	March 2023-Customer 5108	13.92	80 L 000 000 811639 000	02/27/2023
				Totals for NVA Vision	3,876.27		
182882	02/28/2023	Committee For Children	9002200266 2039992	Second Step Prevention Curriculum SEL for Adults Out of School Time	8,656.00	10 E 800 360 221200 297	02/28/2023
				Totals for Committee For Children	8,656.00		
182884	02/28/2023	Follett Book Company	1002200134 615787	books	3,076.91	10 E 101 432 222200 031	02/28/2023
182884	02/28/2023	Follett Book Company	1002200134 615787A	books	629.92	10 E 101 432 222200 031	02/28/2023
182884	02/28/2023	Follett Book Company	4002200192 604801F	book orders for newly published titles *blanket PO so I can place orders throughout the semester	35.85	10 E 400 432 222200 031	02/28/2023
182884	02/28/2023	Follett Book Company	4002200192 612036F	book orders for newly published	78.72	10 E 400 432 222200 031	02/28/2023

CHECK #	CHECK DATE	VENDOR	PO INVOICE #	DESCRIPTION	CHECK AMOUNT	ACCOUNT	POST DATE
			NUMBER			NUMBER	
				titles *blanket PO so I can place orders throughout the semester			
182884	02/28/2023	Follett Book Company	4002200192 615219F	book orders for newly published titles *blanket PO so I can place orders throughout the semester	49.04	10 E 400 432 222200 031	02/28/2023
182884	02/28/2023	Follett Book Company	4002200192 616559	book orders for newly published titles *blanket PO so I can place orders throughout the semester	58.86	10 E 400 432 222200 031	02/28/2023
182884	02/28/2023	Follett Book Company	4002200192 619929	book orders for newly published titles *blanket PO so I can place orders throughout the semester	10.65	10 E 400 432 222200 031	02/28/2023
				Totals for Follett Book Company	3,939.95		
182885	02/28/2023	Great Lakes Weather Svc LLC	0 012309	PHONE FORECASTS FOR 12/13, 12/21, 1/3, 1/11, 1/16, 1/18	198.00	10 E 800 310 232000 000	02/28/2023
				Totals for Great Lakes Weather Svc LLC	198.00		
182886	02/28/2023	Jostens Inc	4002200253 30143144	Diploma Covers and Envelopes	1,486.95	10 E 400 411 213000 000	02/28/2023
				Totals for Jostens Inc	1,486.95		
182887	02/28/2023	JW Pepper & Sons, Inc.	2002200130 365025841	Concert music	35.45	10 E 200 411 125400 000	02/28/2023
182887	02/28/2023	JW Pepper & Sons, Inc.	2002200130 365027658	Concert music	9.98	10 E 200 411 125400 000	02/28/2023
182887	02/28/2023	JW Pepper & Sons, Inc.	2002200130 365029111	Concert music	4.99	10 E 200 411 125400 000	02/28/2023
182887	02/28/2023	JW Pepper & Sons, Inc.	2002200130 365029112	Concert music	4.99	10 E 200 411 125400 000	02/28/2023
182887	02/28/2023	JW Pepper & Sons, Inc.	2002200130 365037147	Concert music	4.99	10 E 200 411 125400 000	02/28/2023
182887	02/28/2023	JW Pepper & Sons, Inc.	2002200130 365059667	Concert music	4.99	10 E 200 411 125400 000	02/28/2023
182887	02/28/2023	JW Pepper & Sons, Inc.	4002200197 365017562	Supplies, Open PO for music at JW Pepper	3.99	10 E 400 411 125400 000	02/28/2023
				Totals for JW Pepper & Sons, Inc.	69.38		
182888	02/28/2023	Laminator.com	9002200269 315533	1-2023	182.64	27 E 800 411 158700 341	02/28/2023
				Totals for Laminator.com	182.64		
182889	02/28/2023	Lincoln Learning Solutions	0 60011397	RVA CURRICULUM:CREDIT \$300 & \$270	3,730.00	99 E 600 470 110000 360	02/28/2023
				Totals for Lincoln Learning Solutions	3,730.00		
182890	02/28/2023	Logic of English	6012200042 SI-171873	Curriculum Set	84.72	27 E 600 470 158700 019	02/28/2023
182890	02/28/2023	Logic of English	6012200045 2/6/23	ELA Curriculum for Student	186.63	27 E 600 470 158700 019	02/28/2023
182890	02/28/2023	Logic of English	6012200049 SI-171867	Logic of English Order for Karter Johnson	84.12	27 E 600 470 158700 019	02/28/2023
182890	02/28/2023	Logic of English	6012200049 SI-172000	Logic of English Order for Karter	49.99	27 E 600 470 158700 019	02/28/2023

CHECK #	CHECK DATE	VENDOR	PO INVOICE #	DESCRIPTION	CHECK AMOUNT	ACCOUNT	POST DATE
			NUMBER			NUMBER	
182890	02/28/2023	Logic of English	6012200054 2/3/23	Johnson Logic of English Foundations Online Supplement	99.96	27 E 600 470 158700 019	02/28/2023
182890	02/28/2023	Logic of English	6012200055 SI-171761	Logic of English Essentials Online Student Course	199.96	27 E 600 470 158700 019	02/28/2023
182890	02/28/2023	Logic of English	6012200057 SI-172208	Logic of English student course 16 - 22 Felix Bohman Totals for Logic of English	49.99 755.37	27 E 600 360 158700 019	02/28/2023
182891	02/28/2023	Meyer Tire & Service Inc	0 2990	FORKLIFT TIRE REPAIR Totals for Meyer Tire & Service Inc	70.00 70.00	10 E 400 411 254500 000	02/28/2023
182892	02/28/2023	Mid-Wisconsin Beverage Inc	0 2899216	MASH STUDENT COUNCIL VENDING	126.00	21 E 400 411 120000 618	02/28/2023
182892	02/28/2023	Mid-Wisconsin Beverage Inc	0 2899217	MASH RAIDER CAFE VENDING	553.50	21 E 400 411 240000 411	02/28/2023
182892	02/28/2023	Mid-Wisconsin Beverage Inc	0 2899218	MASH STUDENT VENDING	158.46	21 E 400 411 120000 610	02/28/2023
182892	02/28/2023	Mid-Wisconsin Beverage Inc	0 2900819	MASH STUDENT COUNCIL VENDING	900.00	21 E 400 411 120000 618	02/28/2023
182892	02/28/2023	Mid-Wisconsin Beverage Inc	0 2900820	MASH STUDENT VENDING	218.94	21 E 400 411 120000 610	02/28/2023
182892	02/28/2023	Mid-Wisconsin Beverage Inc	0 2900821	MASH MARKETING VENDING Totals for Mid-Wisconsin Beverage Inc	360.00 2,316.90	21 E 400 411 120000 609	02/28/2023
182893	02/28/2023	Moving Beyond the Page	6002200155 276630	Open PO	409.27	99 E 600 470 110000 360	02/28/2023
182893	02/28/2023	Moving Beyond the Page	6002200155 276647	Open PO Totals for Moving Beyond the Page	719.11 1,128.38	99 E 600 470 110000 360	02/28/2023
182894	02/28/2023	MusicFirst	8002200229 INV0022001388	HS Music Pilot Totals for MusicFirst	569.00 569.00	10 E 400 360 125400 000	02/28/2023
182895	02/28/2023	Nassco Inc	4012200124 6256624	2022-2023 Nassco Custodial Supplies Totals for Nassco Inc	10.99 10.99	10 E 400 411 253000 000	02/28/2023
182896	02/28/2023	New Documents & Labels, Inc.	8002200162 20221731	W2 AND 1099 FORMS	619.48	10 E 800 411 252000 000	02/28/2023
182896	02/28/2023	New Documents & Labels, Inc.	8002200192 20221855	ACCOUNTS PAYABLE CHECKS	635.19	10 E 800 411 252000 000	02/28/2023
182896	02/28/2023	New Documents & Labels, Inc.	8002200192 20221855	ACCOUNTS PAYABLE CHECKS Totals for New Documents & Labels, Inc.	635.18 1,889.85	99 E 600 411 235000 360	02/28/2023
182897	02/28/2023	O'Reilly Automotive, Inc.	0 3844-214574	MASH SUPPLIES: WIPERS/LED LIGHT Totals for O'Reilly Automotive, Inc.	51.10 51.10	10 E 400 411 254500 000	02/28/2023
182898	02/28/2023	Omega Laboratories Inc	0 22199 1-2023	STUDENT DRUG PANELS	166.50	10 E 800 310 219000 000	02/28/2023
182898	02/28/2023	Omega Laboratories Inc	0 24105 1-2023	MAPS DRUG PANELS Totals for Omega Laboratories Inc	130.00 296.50	10 E 800 310 260000 000	02/28/2023
182899	02/28/2023	Quik Print	0 73578	MASH SHOW CHOIR TICKETS Totals for Quik Print	222.78 222.78	21 E 400 411 120000 614	02/28/2023
182900	02/28/2023	Real OT Solutions	9002200273 11028	SES Totals for Real OT Solutions	325.98 325.98	27 E 800 440 218100 341	02/28/2023
182901	02/28/2023	Renaissance Learning, Inc.	6002200261 INV5279002	10 Add-On Renaissance - STAR	49.60	99 E 600 360 110000 360	02/28/2023

CHECK #	CHECK DATE	VENDOR	PO INVOICE #	DESCRIPTION	CHECK AMOUNT	ACCOUNT	POST DATE
			NUMBER			NUMBER	
				licenses			
				Totals for Renaissance Learning, Inc.	49.60		
182902	02/28/2023	Renning, Lewis & Lacy, S.C.	0 7315492	PROFESSIONAL SERVICES	1,668.00	10 E 800 310 231500 000	02/28/2023
182902	02/28/2023	Renning, Lewis & Lacy, S.C.	0 7315493	PROFESSIONAL SERVICES	1,380.00	10 E 800 310 231500 000	02/28/2023
				Totals for Renning, Lewis & Lacy, S.C.	3,048.00		
182903	02/28/2023	School Specialty, LLC	1002200164 208131790515	Laminating for Workroom	80.65	10 E 100 411 110000 000	02/28/2023
				Totals for School Specialty, LLC	80.65		
182904	02/28/2023	Systems Technologies	0 861992	MASH: FIRE ALARM TROUBLES	3,070.95	10 E 400 324 253000 000	02/28/2023
182904	02/28/2023	Systems Technologies	0 861998	MASH: GENETEC TRAINING & PROGRAMMING	2,300.00	10 E 400 324 253000 000	02/28/2023
				Totals for Systems Technologies	5,370.95		
182905	02/28/2023	TestOut	4002200326 INV616519	Test Out computer class for IT Essentials	99.00	10 E 400 360 132000 000	02/28/2023
				Totals for TestOut	99.00		
182906	02/28/2023	Wayside Publishing	4002200310 Q-120829	Classroom Books	90.00	10 E 400 411 123219 000	02/28/2023
				Totals for Wayside Publishing	90.00		
182907	02/28/2023	Weather Shield Mfg. Inc.	0 34019	MASH CONSESSION BUILDING WINDOW	84.00	10 E 400 411 255100 000	02/28/2023
				Totals for Weather Shield Mfg. Inc.	84.00		
182908	02/28/2023	Wheelers Chevrolet of Medford,	0 00512	TRUCK #9 OIL CHANGE/INSPECTION	215.88	10 E 800 324 253000 000	02/28/2023
182908	02/28/2023	Wheelers Chevrolet of Medford,	0 07171	TRUCK #9 STABILIZER LINK REPAIR	199.95	10 E 400 324 254500 000	02/28/2023
				Totals for Wheelers Chevrolet of Medford	415.83		
182909	02/28/2023	William V Macgill & Co	4002200292 IN0824278	Supplies	690.87	10 E 400 411 214000 000	02/28/2023
182909	02/28/2023	William V Macgill & Co	4002200318 IN0825434	Supplies	60.64	10 E 400 411 214000 000	02/28/2023
				Totals for William V Macgill & Co	751.51		
182910	02/28/2023	Wilson Language Training	9002200271 1966710	Items to support students with special needs in disability programming	396.50	27 E 800 439 158700 341	02/28/2023
				Totals for Wilson Language Training	396.50		
182911	02/28/2023	Brandner, Kristen	0 1/24-2/3/23	MASH GIRLS HOCKEY TABLE WORKER	90.00	10 E 400 310 162000 960	02/28/2023
				Totals for Brandner, Kristen	90.00		
182912	02/28/2023	Brandner, Scott	0 2/4-2/11/23	MASH BOYS BB/HOCKEY TICKET TAKER/TABLE WORKER	120.00	10 E 400 310 162000 961	02/28/2023
182912	02/28/2023	Brandner, Scott	0 2/4-2/11/23	MASH BOYS BB/HOCKEY TICKET TAKER/TABLE WORKER	40.00	10 E 400 310 162000 957	02/28/2023
				Totals for Brandner, Scott	160.00		
182913	02/28/2023	Christianson, Jason	0 1/26-2/17/23	MASH BOYS/GIRLS BB ANNOUNCER/TABLE WORKER	90.00	10 E 400 310 162000 957	02/28/2023
182913	02/28/2023	Christianson, Jason	0 1/26-2/17/23	MASH BOYS/GIRLS BB ANNOUNCER/TABLE WORKER	90.00	10 E 400 310 162000 956	02/28/2023

CHECK #	CHECK DATE	VENDOR	PO INVOICE #	DESCRIPTION	CHECK AMOUNT	ACCOUNT	POST DATE
			NUMBER			NUMBER	
				Totals for Christianson, Jason	180.00		
182914	02/28/2023	Clark, Christopher	0 1/31-2/17/23	MAMS GIRLS BB OFFICIAL/MASH BOYS BB TABLE WORKER/MASH GIRLS BB TABLE WORKER	120.00	10 E 400 310 162000 957	02/28/2023
182914	02/28/2023	Clark, Christopher	0 1/31-2/17/23	MAMS GIRLS BB OFFICIAL/MASH BOYS BB TABLE WORKER/MASH GIRLS BB TABLE WORKER	55.00	10 E 400 310 162000 956	02/28/2023
182914	02/28/2023	Clark, Christopher	0 1/31-2/17/23	MAMS GIRLS BB OFFICIAL/MASH BOYS BB TABLE WORKER/MASH GIRLS BB TABLE WORKER	245.00	80 E 200 310 393000 956	02/28/2023
				Totals for Clark, Christopher	420.00		
182915	02/28/2023	Clausnitzer, Dawn	0 1/26-2/17/23	MASH GIRLS BB TABLE WORKER	220.00	10 E 400 310 162000 956	02/28/2023
				Totals for Clausnitzer, Dawn	220.00		
182916	02/28/2023	Henrichs, Gary	0 1/26-2/14/23	MASH GIRLS/BOYS BB TABLE WORKER	110.00	10 E 400 310 162000 957	02/28/2023
182916	02/28/2023	Henrichs, Gary	0 1/26-2/14/23	MASH GIRLS/BOYS BB TABLE WORKER	55.00	10 E 400 310 162000 956	02/28/2023
				Totals for Henrichs, Gary	165.00		
182917	02/28/2023	Henrichs, Pat	0 1/27-2/14/23	MASH GIRLS/BOYS BB ANNOUNCER	60.00	10 E 400 310 162000 957	02/28/2023
182917	02/28/2023	Henrichs, Pat	0 1/27-2/14/23	MASH GIRLS/BOYS BB ANNOUNCER	60.00	10 E 400 310 162000 956	02/28/2023
				Totals for Henrichs, Pat	120.00		
182918	02/28/2023	Kelley, Bryce	0 2/4/23	MASH GIRLS/BOYS BB ANNOUNCER	30.00	10 E 400 310 162000 957	02/28/2023
182918	02/28/2023	Kelley, Bryce	0 2/4/23	MASH GIRLS/BOYS BB ANNOUNCER	30.00	10 E 400 310 162000 956	02/28/2023
				Totals for Kelley, Bryce	60.00		
182919	02/28/2023	Kelley, Rhonda	0 2/17/23	MASH GIRLS BB TICKET TAKER	30.00	10 E 400 310 162000 956	02/28/2023
				Totals for Kelley, Rhonda	30.00		
182920	02/28/2023	Krause, Heidi	0 2/2/23	MASH GYMNASTICS TABLE WORKER	30.00	10 E 400 310 162000 962	02/28/2023
				Totals for Krause, Heidi	30.00		
182921	02/28/2023	Lange, Johnathon	0 1/30-2/14/23	MAMS GIRLS BB/MASH BOYS BB TABLE WORKER	220.00	10 E 400 310 162000 957	02/28/2023
182921	02/28/2023	Lange, Johnathon	0 1/30-2/14/23	MAMS GIRLS BB/MASH BOYS BB TABLE WORKER	35.00	80 E 200 310 393000 956	02/28/2023
				Totals for Lange, Johnathon	255.00		
182922	02/28/2023	Mateer, Margaret	0 2/2/23	MASH GYMNASTICS TABLE WORKER	30.00	10 E 400 310 162000 962	02/28/2023
				Totals for Mateer, Margaret	30.00		
182923	02/28/2023	Miller, Deanna	0 1/26-2/10/23	MASH GIRLS/BOYS BB TICKET TAKER	30.00	10 E 400 310 162000 957	02/28/2023
182923	02/28/2023	Miller, Deanna	0 1/26-2/10/23	MASH GIRLS/BOYS BB TICKET TAKER	60.00	10 E 400 310 162000 956	02/28/2023
				Totals for Miller, Deanna	90.00		
182924	02/28/2023	Searles, Corrie	0 1/27-2/11/23	MASH BOYS HOCKEY ANNOUNCER	180.00	10 E 400 310 162000 961	02/28/2023
				Totals for Searles, Corrie	180.00		
182925	02/28/2023	Wibben, Brook	0 2/3/23	MASH BOYS BB TABLE WORKER	20.00	10 E 400 310 162000 957	02/28/2023

CHECK #	CHECK DATE	VENDOR	PO INVOICE #	DESCRIPTION	CHECK AMOUNT	ACCOUNT	POST DATE
			NUMBER			NUMBER	
				Totals for Wibben, Brook	20.00		
182926	02/28/2023	Wibben, Cheryl	0 2/4-2/7/23	MASH BOYS/GIRLS BB TABLE WORKER	30.00	10 E 400 310 162000 957	02/28/2023
182926	02/28/2023	Wibben, Cheryl	0 2/4-2/7/23	MASH BOYS/GIRLS BB TABLE WORKER	85.00	10 E 400 310 162000 956	02/28/2023
				Totals for Wibben, Cheryl	115.00		
182927	03/01/2023	Guden, Andrew	0 09-12/2022	JV FOOTBALL VS LAKELAND	55.00	10 E 400 310 162000 950	03/01/2023
				Totals for Guden, Andrew	55.00		
182927	03/17/2023	Guden, Andrew	0 09-12/2022	JV FOOTBALL VS LAKELAND	55.00-	10 E 400 310 162000 950	03/01/2023
				Totals for Guden, Andrew	55.00-		
182928	03/01/2023	Purdy, Avery	0 REIMBURSE	MASH HOMECOMING SUPPLIES	26.43	21 E 400 411 120000 623	03/01/2023
				Totals for Purdy, Avery	26.43		
182929	03/01/2023	Petty Cash	0 STATE 2023	GYMNASTICS PER DIEM TEAM DAY \$25 X 9 GYMNAST = \$225.00 INDIV. DAY \$25 X 2 = \$50.00	275.00	10 E 400 411 162000 962	03/01/2023
				Totals for Petty Cash	275.00		
182930	03/01/2023	Charter Communications	0 0033928021423	8245 11 795 0033928: DATA LINES 2/1-2/28/23	191.58	10 E 800 360 295000 000	03/01/2023
182930	03/01/2023	Charter Communications	0 0033928021423	8245 11 795 0033928: DATA LINES 2/1-2/28/23	629.28	99 E 600 360 295000 360	03/01/2023
				Totals for Charter Communications	820.86		
182931	03/02/2023	Ellenbecker, Connor	0 3/4/23	BOYS VARSITY BB REGIONALS	97.45	10 E 400 310 162000 957	03/02/2023
				Totals for Ellenbecker, Connor	97.45		
182932	03/02/2023	Flater, Matthew	0 3/3/23	BOYS VARSITY BB VS MENOMONIE REGIONALS	89.50	10 E 400 310 162000 957	03/02/2023
				Totals for Flater, Matthew	89.50		
182933	03/02/2023	Haupt, Justin	0 3/4/23	GIRLS VARSITY BB SECTIONALS	128.60	10 E 400 310 162000 956	03/02/2023
				Totals for Haupt, Justin	128.60		
182933	03/07/2023	Haupt, Justin	0 3/4/23	GIRLS VARSITY BB SECTIONALS	128.60-	10 E 400 310 162000 956	03/02/2023
				Totals for Haupt, Justin	128.60-		
182934	03/02/2023	Kelnhofer, Bryan	0 3/4/23	BOYS VARSITY BB REGIONALS	97.45	10 E 400 310 162000 957	03/02/2023
				Totals for Kelnhofer, Bryan	97.45		
182935	03/02/2023	Kleinhans, Matthew	0 3/4/23	GIRLS VARSITY BB SECTIONALS	80.00	10 E 400 310 162000 956	03/02/2023
				Totals for Kleinhans, Matthew	80.00		
182935	03/07/2023	Kleinhans, Matthew	0 3/4/23	GIRLS VARSITY BB SECTIONALS	80.00-	10 E 400 310 162000 956	03/02/2023
				Totals for Kleinhans, Matthew	80.00-		
182936	03/02/2023	Konwinski, Dale	0 3/3/23	BOYS VARSITY BB VS MENOMONIE REGIONALS	89.50	10 E 400 310 162000 957	03/02/2023
				Totals for Konwinski, Dale	89.50		
182937	03/02/2023	Murphy, Michael	0 3/4/23	GIRLS VARSITY BB SECTIONALS	80.00	10 E 400 310 162000 956	03/02/2023
				Totals for Murphy, Michael	80.00		

CHECK #	CHECK DATE	VENDOR	PO INVOICE #	DESCRIPTION	CHECK AMOUNT	ACCOUNT	POST DATE
			NUMBER			NUMBER	
182937	03/07/2023	Murphy, Michael	0 3/4/23	GIRLS VARSITY BB SECTIONALS	80.00-	10 E 400 310 162000 956	03/02/2023
				Totals for Murphy, Michael	80.00-		
182938	03/02/2023	Pilsner, Nicholas	0 3/4/23	BOYS VARSITY BB REGIONALS	97.45	10 E 400 310 162000 957	03/02/2023
				Totals for Pilsner, Nicholas	97.45		
182939	03/02/2023	Romanowski, Dean	0 3/3/23	BOYS VARSITY BB VS MENOMONIE REGIONALS	89.50	10 E 400 310 162000 957	03/02/2023
				Totals for Romanowski, Dean	89.50		
182940	03/06/2023	Bender Investments, Inc.	0 MARCH 2023	LEASE PAYMENT: RVA MOSINEE SUITE 130	750.00	99 E 600 328 255400 360	03/06/2023
182940	03/06/2023	Bender Investments, Inc.	0 MARCH 2023	LEASE PAYMENT: RVA MOSINEE	3,183.62	99 E 600 328 255400 360	03/06/2023
				Totals for Bender Investments, Inc.	3,933.62		
182941	03/06/2023	Brost, Carla	0 2/27/23	IN LOVING MEMORY OF MARGARET VIERGUTZ	40.00	10 E 800 411 231000 000	03/06/2023
				Totals for Brost, Carla	40.00		
182942	03/06/2023	Centennial Community Center	0 1541	STAFF CHRISTMAS PARTY	3,008.00	10 E 800 411 231000 000	03/06/2023
182942	03/06/2023	Centennial Community Center	0 1541	STAFF CHRISTMAS PARTY	490.00	10 E 800 328 255400 000	03/06/2023
				Totals for Centennial Community Center	3,498.00		
182943	03/06/2023	CVTC	0 FALL 2022	RVA TUITION: D. RADLINGER	464.97	99 E 600 389 431000 360	03/06/2023
				Totals for CVTC	464.97		
182944	03/06/2023	Gebert, Leona	0 2/27/23	IN LOVING MEMORY OF GENE GEBERT	40.00	10 E 800 411 231000 000	03/06/2023
				Totals for Gebert, Leona	40.00		
182945	03/06/2023	GFL Environmental	0 UE0000396543	WASTE SERVICES	933.29	10 E 400 324 253000 000	03/06/2023
182945	03/06/2023	GFL Environmental	0 UE0000396543	WASTE SERVICES	761.21	10 E 100 324 253000 000	03/06/2023
182945	03/06/2023	GFL Environmental	0 UE0000396543	WASTE SERVICES	459.40	10 E 101 324 253000 000	03/06/2023
182945	03/06/2023	GFL Environmental	0 UE0000396543	WASTE SERVICES	704.83	10 E 200 324 253000 000	03/06/2023
				Totals for GFL Environmental	2,858.73		
182946	03/06/2023	Glodowski, Dana	0 REIMBURSEMENT	RVA BOARD MILEAGE	18.24	99 E 600 342 231000 360	03/06/2023
				Totals for Glodowski, Dana	18.24		
182947	03/06/2023	Krause, Gregory	0 JANUARY 2023	RVA BOARD STIPEND	25.00	99 E 600 310 231000 360	03/06/2023
182947	03/06/2023	Krause, Gregory	0 REIMBURSE	RVA BOARD MILEAGE	28.39	99 E 600 342 231000 360	03/06/2023
				Totals for Krause, Gregory	53.39		
182948	03/06/2023	Marti, Melissa	0 JANUARY 2023	RVA BOARD STIPEND	100.00	99 E 600 310 231000 360	03/06/2023
				Totals for Marti, Melissa	100.00		
182949	03/06/2023	McMillan Electric	0 C39419	SES: TROUBLESHOOT OCCUPANCY SENSORS AND REPLACE	280.00	10 E 101 324 254300 000	03/06/2023
				Totals for McMillan Electric	280.00		
182950	03/06/2023	Neuman Pools Inc	4012200144 8229	Pool Underwater Lights	2,328.70	10 E 400 440 254300 000	03/06/2023
				Totals for Neuman Pools Inc	2,328.70		
182951	03/06/2023	OneDrive, Inc.	4002200345 ADV-0005776	electronic books	2,000.00	10 E 400 432 222200 031	03/06/2023

CHECK #	CHECK DATE	VENDOR	PO INVOICE #	DESCRIPTION	CHECK AMOUNT	ACCOUNT	POST DATE
			NUMBER			NUMBER	
182951	03/06/2023	OneDrive, Inc.	4002200350	CD0788523060685 electronic and audiobooks	3,000.00	10 E 400 432 222200 031	03/06/2023
				Totals for OneDrive, Inc.	5,000.00		
182952	03/06/2023	Uncommon Ground	0 2/22/23	MASH POT OF COFFEE X7	98.00	10 E 400 411 240000 000	03/06/2023
				Totals for Uncommon Ground	98.00		
182953	03/06/2023	Wolosek, Angela	0 REIMBURSE	RVA BOARD MILEAGE	26.04	99 E 600 342 231000 360	03/06/2023
				Totals for Wolosek, Angela	26.04		
182954	03/06/2023	Progressive Travel	0 13675	WRESTLING TEAM COACH BUS TO OSCEOLA H.S. SWIM TEAM COACH BUS TO ASHWAUBENON H.S.	1,365.00	10 E 400 341 256742 959	03/06/2023
182954	03/06/2023	Progressive Travel	0 13675	WRESTLING TEAM COACH BUS TO OSCEOLA H.S. SWIM TEAM COACH BUS TO ASHWAUBENON H.S.	1,365.00	10 E 400 341 256742 958	03/06/2023
				Totals for Progressive Travel	2,730.00		
182955	03/07/2023	Aspirus Clinics Inc	0 112482	POST OFFER EXAMS	282.00	10 E 800 310 260000 000	03/07/2023
				Totals for Aspirus Clinics Inc	282.00		
182956	03/07/2023	AT&T	0 4014736700	831-000-7980 645: FEBRUARY SERVICES	526.20	10 E 800 355 260000 000	03/07/2023
				Totals for AT&T	526.20		
182957	03/07/2023	Brandner, Kristine	0 FUNDRAISER 22-2	EUROPE TRIP FUNDRAISER	522.50	21 E 400 411 240000 484	03/07/2023
				Totals for Brandner, Kristine	522.50		
182958	03/07/2023	Charter Communications	0 0062442022723	8245 11 246 0062442: RVA 2/27-3/26/23	44.93	99 E 600 360 295000 360	03/07/2023
				Totals for Charter Communications	44.93		
182959	03/07/2023	Cintas	0 4143777164	SES RUGS	292.74	10 E 101 324 253000 000	03/07/2023
				Totals for Cintas	292.74		
182960	03/07/2023	Ellis, James	0 FUNDRAISER 22-2	EUROPE TRIP FUNDRAISER	3.25	21 E 400 411 240000 484	03/07/2023
				Totals for Ellis, James	3.25		
182961	03/07/2023	Frese Frame Photography	0 3/6/23	SHOW CHOIR SENIOR BANNERS	385.00	21 E 400 411 120000 614	03/07/2023
				Totals for Frese Frame Photography	385.00		
182962	03/07/2023	Frese-Klapatauskas, Karla	0 FUNDRAISER 22-2	EUROPE TRIP FUNDRAISER	475.25	21 E 400 411 240000 484	03/07/2023
				Totals for Frese-Klapatauskas, Karla	475.25		
182963	03/07/2023	Grube, Anna	0 FUNDRAISER 22-2	EUROPE TRIP FUNDRAISER	168.75	21 E 400 411 240000 484	03/07/2023
				Totals for Grube, Anna	168.75		
182964	03/07/2023	Harder, Patricia	0 FUNDRAISER	EUROPE TRIP FUNDRAISER	16.00	21 E 400 411 240000 484	03/07/2023
				Totals for Harder, Patricia	16.00		
182965	03/07/2023	Kroening, Mark	0 3/4/23	GIRLS VARSITY BB SECTIONALS	100.40	10 E 400 310 162000 956	03/07/2023
				Totals for Kroening, Mark	100.40		
182966	03/07/2023	Le Mahieu, Carrie	0 3/6/23	IN LOVING MEMORY OF LEE LE MAHIEU	40.00	10 E 800 411 231000 000	03/07/2023
				Totals for Le Mahieu, Carrie	40.00		

CHECK #	CHECK DATE	VENDOR	PO INVOICE #	DESCRIPTION	CHECK AMOUNT	ACCOUNT	POST DATE
			NUMBER			NUMBER	
182967	03/07/2023	Le Mahieu, Jeffrey	0 3/6/23	IN LOVING MEMORY OF LEE LE MAHIEU	40.00	10 E 800 411 231000 000	03/07/2023
				Totals for Le Mahieu, Jeffrey	40.00		
182968	03/07/2023	Lerdahl	4002200351 27598-36467-0	clear room dividers	1,600.17	10 E 400 440 240000 000	03/07/2023
182968	03/07/2023	Lerdahl	4002200351 27598-36467-0	clear room dividers	3,200.35	27 E 800 440 158700 341	03/07/2023
182968	03/07/2023	Lerdahl	4002200351 27598-36467-0	clear room dividers	1,600.17	10 E 400 440 253000 163	03/07/2023
				Totals for Lerdahl	6,400.69		
182969	03/07/2023	Lind, Gabriel	0 3/4/23	GIRLS VARSITY BB SECTIONALS	100.40	10 E 400 310 162000 956	03/07/2023
				Totals for Lind, Gabriel	100.40		
182970	03/07/2023	Mayr, Todd	0 3/4/23	GIRLS VARSITY BB SECTIONALS	100.40	10 E 400 310 162000 956	03/07/2023
				Totals for Mayr, Todd	100.40		
182971	03/07/2023	Pagel, Hope	0 FUNDRAISER 22-2	EUROPE TRIP FUNDRAISER	171.25	21 E 400 411 240000 484	03/07/2023
				Totals for Pagel, Hope	171.25		
182972	03/07/2023	Rosenthal & Rosenthal Southeas	0 003226683	2023003226683: RAIDER CAFE TSHIRTS	44.20	21 E 400 411 240000 411	03/07/2023
				Totals for Rosenthal & Rosenthal Southea	44.20		
182973	03/07/2023	Sterling Water, Inc.	0 342X10934605	RVA MEDFORD WATER	34.60	99 E 600 411 235000 360	03/07/2023
182973	03/07/2023	Sterling Water, Inc.	0 342X10943408	RVA MOSINEE WATER	50.50	99 E 600 411 235000 360	03/07/2023
182973	03/07/2023	Sterling Water, Inc.	4002200109 342X10933300	Health Water	42.50	10 E 400 411 214000 000	03/07/2023
				Totals for Sterling Water, Inc.	127.60		
182974	03/07/2023	Subway	0 2023	AMERICAN EDUCATION WEEK: 87 COUPONS REDEEMED	87.00	10 E 800 411 231000 000	03/07/2023
				Totals for Subway	87.00		
182975	03/07/2023	Taylor Electric Cooperative	0 75601	SCHOOL FOREST: FEBRUARY	59.30	10 E 800 336 253000 000	03/07/2023
				Totals for Taylor Electric Cooperative	59.30		
182976	03/07/2023	Verizon Wireless	0 9928690428	582944984-00001:1/27/-2/26/23	208.76	10 E 800 355 260000 000	03/07/2023
182976	03/07/2023	Verizon Wireless	0 9928690428	582944984-00001:1/27/-2/26/23	117.15	10 E 800 355 171000 000	03/07/2023
182976	03/07/2023	Verizon Wireless	0 9928690428	582944984-00001:1/27/-2/26/23	297.39	99 E 600 355 263300 360	03/07/2023
				Totals for Verizon Wireless	623.30		
182977	03/07/2023	WanRack LLC	0 2461	DATA LINES: MARCH	442.50	10 E 800 360 295000 000	03/07/2023
				Totals for WanRack LLC	442.50		
182978	03/07/2023	Wesle, Brook	0 FUNDRAISER 22-2	EUROPE TRIP FUNDRAISER	676.25	21 E 400 411 240000 484	03/07/2023
				Totals for Wesle, Brook	676.25		
182979	03/07/2023	WIAA	0 3/4/23	GIRLS SECTIONAL BB VS MEONOMONIE	2,387.71	10 E 400 940 162000 956	03/07/2023
182979	03/07/2023	WIAA	0 3/3/23	BOYS REGIONAL BB VS MENOMONIE	1,784.02	10 E 400 940 162000 957	03/07/2023
182979	03/07/2023	WIAA	0 3/4/23	BOYS REGIONAL BB VS RICE LAKE	2,360.34	10 E 400 940 162000 957	03/07/2023
				Totals for WIAA	6,532.07		
182980	03/08/2023	Advance Auto Parts	0 2217-860672	MASH AG: GEAR OIL	82.79	10 E 400 411 131000 000	03/08/2023
182980	03/08/2023	Advance Auto Parts	0 2217-860672	MASH AG: GEAR OIL	82.79	10 E 400 411 131000 000	03/08/2023
182980	03/08/2023	Advance Auto Parts	0 2217-860672	MASH AG: GEAR OIL	82.79	10 E 400 411 131000 000	03/08/2023
				Totals for Advance Auto Parts	82.79		

CHECK #	CHECK DATE	VENDOR	PO	INVOICE #	DESCRIPTION	CHECK AMOUNT	ACCOUNT	POST DATE
			NUMBER	NUMBER		NUMBER		
182981	03/08/2023	City Of Medford	0	MAY 2023	KINDERGARTEN/4TH GRADE GRADUATION SHELTER RENTALS	165.00	10 E 100 328 255400 000	03/08/2023
182981	03/08/2023	City Of Medford	0	MAY 2023	KINDERGARTEN/4TH GRADE GRADUATION SHELTER RENTALS	165.00	10 E 100 328 255400 000	03/08/2023
182981	03/08/2023	City Of Medford	0	MAY 2023	KINDERGARTEN/4TH GRADE GRADUATION SHELTER RENTALS	165.00-	10 E 100 328 255400 000	03/08/2023
					Totals for City Of Medford	165.00		
182982	03/08/2023	Frese Frame Photography	0	3/7/23	BOYS BASKETBALL PICTURE 8X10	15.00	10 E 400 411 162000 957	03/08/2023
182982	03/08/2023	Frese Frame Photography	0	3/7/23	BOYS BASKETBALL PICTURE 8X10	15.00	10 E 400 411 162000 957	03/08/2023
182982	03/08/2023	Frese Frame Photography	0	3/7/23	BOYS BASKETBALL PICTURE 8X10	15.00-	10 E 400 411 162000 957	03/08/2023
					Totals for Frese Frame Photography	15.00		
182983	03/08/2023	Gilman School District	0	2022-2023	PURE PERFORMANCE: \$1500 HS POST PROM/GRADUATION, \$500 MS	2,000.00	80 E 800 937 491000 901	03/08/2023
182983	03/08/2023	Gilman School District	0	2022-2023	PURE PERFORMANCE: \$1500 HS POST PROM/GRADUATION, \$500 MS	2,000.00	80 E 800 937 491000 901	03/08/2023
182983	03/08/2023	Gilman School District	0	2022-2023	PURE PERFORMANCE: \$1500 HS POST PROM/GRADUATION, \$500 MS	2,000.00-	80 E 800 937 491000 901	03/08/2023
					Totals for Gilman School District	2,000.00		
182984	03/08/2023	Holy Rosary Catholic School	0	2022-2023	PURE PERFORMANCE EVENT/INITIATIVE FOR STUDENTS	250.00	80 E 800 937 491000 901	03/08/2023
182984	03/08/2023	Holy Rosary Catholic School	0	2022-2023	PURE PERFORMANCE EVENT/INITIATIVE FOR STUDENTS	250.00	80 E 800 937 491000 901	03/08/2023
182984	03/08/2023	Holy Rosary Catholic School	0	2022-2023	PURE PERFORMANCE EVENT/INITIATIVE FOR STUDENTS	250.00-	80 E 800 937 491000 901	03/08/2023
					Totals for Holy Rosary Catholic School	250.00		
182985	03/08/2023	Immanuel Lutheran School	0	2022-2023	PURE PERFORMANCE EVENT/INITIATIVE FOR STUDENTS	250.00	80 E 800 937 491000 901	03/08/2023
182985	03/08/2023	Immanuel Lutheran School	0	2022-2023	PURE PERFORMANCE EVENT/INITIATIVE FOR STUDENTS	250.00	80 E 800 937 491000 901	03/08/2023
182985	03/08/2023	Immanuel Lutheran School	0	2022-2023	PURE PERFORMANCE EVENT/INITIATIVE FOR STUDENTS	250.00-	80 E 800 937 491000 901	03/08/2023
					Totals for Immanuel Lutheran School	250.00		
182986	03/08/2023	In Stitches & Ink LLC	0	23732	BAND 8 SHIRTS	379.75	21 E 200 411 240000 212	03/08/2023
182986	03/08/2023	In Stitches & Ink LLC	0	23732	BAND 8 SHIRTS	379.75	21 E 200 411 240000 212	03/08/2023
182986	03/08/2023	In Stitches & Ink LLC	0	23732	BAND 8 SHIRTS	379.75-	21 E 200 411 240000 212	03/08/2023
					Totals for In Stitches & Ink LLC	379.75		
182987	03/08/2023	O'Reilly Automotive, Inc.	0	3844-215275	MASH AG: MOTOROIL	33.99	10 E 400 411 131000 000	03/08/2023
182987	03/08/2023	O'Reilly Automotive, Inc.	0	3844-215275	MASH AG: MOTOROIL	33.99	10 E 400 411 131000 000	03/08/2023
182987	03/08/2023	O'Reilly Automotive, Inc.	0	3844-215275	MASH AG: MOTOROIL	33.99-	10 E 400 411 131000 000	03/08/2023

CHECK #	CHECK DATE	VENDOR	PO INVOICE #	DESCRIPTION	CHECK AMOUNT	ACCOUNT	POST DATE
			NUMBER			NUMBER	
Totals for O'Reilly Automotive, Inc.					33.99		
182988	03/08/2023	Rib Lake School District	0 2022-2023	PURE PERFORMANCE: \$1500 HS POST PROM/GRADUATION, \$500 MS	2,000.00	80 E 800 937 491000 901	03/08/2023
182988	03/08/2023	Rib Lake School District	0 2022-2023	PURE PERFORMANCE: \$1500 HS POST PROM/GRADUATION, \$500 MS	2,000.00	80 E 800 937 491000 901	03/08/2023
182988	03/08/2023	Rib Lake School District	0 2022-2023	PURE PERFORMANCE: \$1500 HS POST PROM/GRADUATION, \$500 MS	2,000.00-	80 E 800 937 491000 901	03/08/2023
Totals for Rib Lake School District					2,000.00		
182989	03/08/2023	S & A Trophy	0 42568	GIRLS BASKETBALL PLAQUE	11.50	10 E 400 411 162000 956	03/08/2023
182989	03/08/2023	S & A Trophy	0 42568	GIRLS BASKETBALL PLAQUE	11.50	10 E 400 411 162000 956	03/08/2023
182989	03/08/2023	S & A Trophy	0 42568	GIRLS BASKETBALL PLAQUE	11.50-	10 E 400 411 162000 956	03/08/2023
Totals for S & A Trophy					11.50		
182990	03/08/2023	WI DECA	0 01162126	MASH DECA CONFERENCE FEB 27-MARCH 1, 2023	1,100.00	10 E 400 940 132000 000	03/08/2023
182990	03/08/2023	WI DECA	0 01162126	MASH DECA CONFERENCE FEB 27-MARCH 1, 2023	1,500.00	10 E 400 345 132000 000	03/08/2023
182990	03/08/2023	WI DECA	0 01162126	MASH DECA CONFERENCE FEB 27-MARCH 1, 2023	1,100.00	10 E 400 940 132000 000	03/08/2023
182990	03/08/2023	WI DECA	0 01162126	MASH DECA CONFERENCE FEB 27-MARCH 1, 2023	1,500.00	10 E 400 345 132000 000	03/08/2023
182990	03/08/2023	WI DECA	0 01162126	MASH DECA CONFERENCE FEB 27-MARCH 1, 2023	1,100.00-	10 E 400 940 132000 000	03/08/2023
182990	03/08/2023	WI DECA	0 01162126	MASH DECA CONFERENCE FEB 27-MARCH 1, 2023	1,500.00-	10 E 400 345 132000 000	03/08/2023
Totals for WI DECA					2,600.00		
182991	03/09/2023	District 5 Forensics	0 1514338031	DISTRICT FORENSICS COMPETITION 3/11/23	231.00	10 E 400 940 161000 000	03/09/2023
Totals for District 5 Forensics					231.00		
182992	03/09/2023	Menomonie High School	0 3/9/23	BOYS BASKETBALL SECTIONAL PRE SALE TICKETS: TOTAL OF 418 X \$7=\$2926	2,926.00	10 E 400 940 162000 957	03/09/2023
Totals for Menomonie High School					2,926.00		
182993	03/09/2023	Crisis Prevention Institute	9002200251 198064	Nonviolent CPI Manuals	1,139.60	10 E 800 490 221300 196	03/09/2023
Totals for Crisis Prevention Institute					1,139.60		
182999	03/09/2023	Amazon Capital Services	1002200158 1NHR-WQY4-4W19	Work Room Supplies	29.92	10 E 101 411 110000 000	03/09/2023
182999	03/09/2023	Amazon Capital Services	1002200160 14C9-Y4DY-796V	Purchase for PTO Valentine's party	43.98	10 E 101 411 110000 000	03/09/2023
182999	03/09/2023	Amazon Capital Services	1002200163 16F3-T9HC-7GLH	Phys. Ed Equipment	473.18	10 E 101 440 143000 000	03/09/2023
182999	03/09/2023	Amazon Capital Services	2002200253 14DG-W3GV-6X3D	Mr. Joe Mini Grant - Marcis	449.75	80 E 200 411 390000 367	03/09/2023
182999	03/09/2023	Amazon Capital Services	2002200256 1YHK-H3CN-7FX7	Lego replacements for Computers	32.00	10 E 200 411 129300 000	03/09/2023
182999	03/09/2023	Amazon Capital Services	2002200257 1FDN-J6DH-6GG3	Science Supplies	41.45	10 E 200 411 110000 000	03/09/2023

CHECK #	CHECK DATE	VENDOR	PO	INVOICE #	DESCRIPTION	CHECK AMOUNT	ACCOUNT	POST DATE
				NUMBER			NUMBER	
182999	03/09/2023	Amazon Capital Services	2002200258	1LCY-9Q36-797T	Rubik Cube Order for MiniCourses	69.03	21 E 200 411 240000 235	03/09/2023
182999	03/09/2023	Amazon Capital Services	2002200259	14F7-LJQ6-6FCV	Science and classroom supplies	91.81	10 E 205 411 110000 000	03/09/2023
182999	03/09/2023	Amazon Capital Services	2002200260	1YHK-H3CN-7XP4	Science Olympiads Geocaching gps system	79.95	10 E 200 411 136000 000	03/09/2023
182999	03/09/2023	Amazon Capital Services	2002200262	1C9C-YHVK-7PQ3	Student Council Snack Shack Order	211.56	21 E 200 411 240000 272	03/09/2023
182999	03/09/2023	Amazon Capital Services	2002200264	1DFD-MXR3-6DTW	Supplies	36.92	10 E 200 411 110000 000	03/09/2023
182999	03/09/2023	Amazon Capital Services	2002200265	1V97-WXGQ-43VK	School supplies	85.21	10 E 200 411 136000 000	03/09/2023
182999	03/09/2023	Amazon Capital Services	3002200215	16VN-9RWY-7HJY	Workroom Supplies- Sticky Notes&White Out	26.99	10 E 100 411 110000 000	03/09/2023
182999	03/09/2023	Amazon Capital Services	3002200222	139T-LC9Y-7P7P	Classroom Allotment-Scott Woller	167.50	10 E 100 411 110000 000	03/09/2023
182999	03/09/2023	Amazon Capital Services	3002200223	14GH-XP6Q-3QFT	Classroom Magnets for Foundations and Office Calendar	15.06	10 E 100 411 110000 000	03/09/2023
182999	03/09/2023	Amazon Capital Services	3002200223	14GH-XP6Q-3QFT	Classroom Magnets for Foundations and Office Calendar	28.55	10 E 100 411 240000 000	03/09/2023
182999	03/09/2023	Amazon Capital Services	3002200225	1C9C-YHVK-6WN4	Workroom Supplies: Batteries, StikkiClips and Velcro	33.12	10 E 100 411 110000 000	03/09/2023
182999	03/09/2023	Amazon Capital Services	3002200226	1NNP-H9Q4-61HR	Family Supplies	24.98	21 E 100 411 240000 036	03/09/2023
182999	03/09/2023	Amazon Capital Services	3002200227	1FDN-J6DH-3N7G	Classroom Materials	26.24	10 E 100 411 110000 000	03/09/2023
182999	03/09/2023	Amazon Capital Services	3002200228	1DCH-Q347-411T	classroom furniture	588.94	10 E 100 440 110000 000	03/09/2023
182999	03/09/2023	Amazon Capital Services	3002200229	14F7-LJQ6-4LYC	Student Supplies	6.45	10 E 100 411 213000 000	03/09/2023
182999	03/09/2023	Amazon Capital Services	3002200229	14F7-LJQ6-4LYC	Student Supplies	31.98	21 E 100 411 240000 036	03/09/2023
182999	03/09/2023	Amazon Capital Services	3002200231	14KL-K633-64F3	Classroom Batteries	33.19	10 E 100 411 110000 000	03/09/2023
182999	03/09/2023	Amazon Capital Services	3002200232	1G1D-PNGG-4KMF	Classroom Headphones-SW	65.64	10 E 100 411 129300 000	03/09/2023
182999	03/09/2023	Amazon Capital Services	3012200126	1LWR-L7VJ-7GPG	parts	10.98	10 E 100 411 253000 000	03/09/2023
182999	03/09/2023	Amazon Capital Services	4002200301	1767-NPKG-4FQ4	Classroom Books	57.75	10 E 400 411 123219 000	03/09/2023
182999	03/09/2023	Amazon Capital Services	4002200302	1D6K-ML96-6RKN	MASH Art Materials	447.11	10 E 400 411 121000 000	03/09/2023
182999	03/09/2023	Amazon Capital Services	4002200303	1M47-FVGG-6T74	sheet pans	74.94	21 E 400 411 240000 411	03/09/2023
182999	03/09/2023	Amazon Capital Services	4002200304	11PJ-9X7W-6Q9C	stress relief items for Cafe	116.40	21 E 400 411 240000 411	03/09/2023
182999	03/09/2023	Amazon Capital Services	4002200305	1VCR-QQGC-7RYQ	Supplies for Class	224.92	10 E 400 411 125400 000	03/09/2023
182999	03/09/2023	Amazon Capital Services	4002200309	1RWV-HY7V-7C4X	cafe supplies	51.37	21 E 400 411 240000 411	03/09/2023
182999	03/09/2023	Amazon Capital Services	4002200315	1FYK-KH4M-3QHG	office/XLT games	87.95	10 E 400 411 240000 000	03/09/2023
182999	03/09/2023	Amazon Capital Services	4002200317	1C9C-YHVK-44CR	recycling, garbage, charge cart	112.78	10 E 400 490 222200 000	03/09/2023
182999	03/09/2023	Amazon Capital Services	4002200317	1C9C-YHVK-44CR	recycling, garbage, charge cart	105.11	10 E 400 482 222200 031	03/09/2023
182999	03/09/2023	Amazon Capital Services	4012200146	1M7J-G3HY-4NDP	HVAC Parts	445.78	10 E 400 411 254300 000	03/09/2023
182999	03/09/2023	Amazon Capital Services	6012200043	14DG-W3GV-6P7D	Clock Math Manipulative	20.94	27 E 600 439 158700 019	03/09/2023
182999	03/09/2023	Amazon Capital Services	6012200044	1NHR-WQY4-4WNX	Wobble Stool	68.99	27 E 600 411 158700 019	03/09/2023
182999	03/09/2023	Amazon Capital Services	8002200225	1G1D-PNGG-6MDT	AV Supplies 2022-2023	80.97	10 E 800 411 295000 000	03/09/2023
182999	03/09/2023	Amazon Capital Services	8002200225	1G1D-PNGG-6MDT	AV Supplies 2022-2023	140.51	10 E 800 480 295000 000	03/09/2023
182999	03/09/2023	Amazon Capital Services	8002200226	1PQN-LFD9-64R6	AV Tech 2022/2023	132.06	10 E 800 480 295000 000	03/09/2023

CHECK #	CHECK DATE	VENDOR	PO	INVOICE #	DESCRIPTION	CHECK AMOUNT	ACCOUNT				POST DATE		
				NUMBER			NUMBER						
182999	03/09/2023	Amazon Capital Services	8002200232	1NHR-WQY4-6CKQ	AV Technology 2022-2023	132.43	10	E	800	481	295000	000	03/09/2023
182999	03/09/2023	Amazon Capital Services	8002200233	14C9-Y4DY-3PPK	MAMS Book Club	215.37	80	E	200	411	390000	367	03/09/2023
182999	03/09/2023	Amazon Capital Services	8002200235	13JG-7196-4DQW	AV Tools and Supplies 2022-2023	61.40	10	E	800	411	295000	000	03/09/2023
182999	03/09/2023	Amazon Capital Services	8002200235	13JG-7196-4DQW	AV Tools and Supplies 2022-2023	37.94	10	E	800	480	295000	000	03/09/2023
182999	03/09/2023	Amazon Capital Services	8002200236	1FYK-KH4M-463N	AV Technology 2022-2023	249.99	10	E	800	482	295000	000	03/09/2023
182999	03/09/2023	Amazon Capital Services	9002200245	1HC3-TVWJ-6T39	Special Family Tablecloth CREDIT 1DGY-N31Y-1J9V \$3.99	86.00	27	E	800	411	158700	341	03/09/2023
182999	03/09/2023	Amazon Capital Services	9002200247	14GH-XP6Q-797G	Classroom supplies	299.65	27	E	800	411	158700	341	03/09/2023
182999	03/09/2023	Amazon Capital Services	9002200249	1741-43XR-7KX6	Sensory items and supplies	139.23	27	E	800	411	158700	341	03/09/2023
182999	03/09/2023	Amazon Capital Services	9002200252	1DFD-MXR3-7QPN	Give Kids a Smile - Oral Health Care Campaign Assorted Books	334.69	27	E	800	411	158700	341	03/09/2023
182999	03/09/2023	Amazon Capital Services	9002200253	139T-LC9Y-6JCT	Student Reward System	80.26	27	E	800	411	158700	341	03/09/2023
182999	03/09/2023	Amazon Capital Services	9002200254	1JQH-TWRF-66TD	Classroom supplies. DL Art & Science	332.82	27	E	800	411	158700	341	03/09/2023
182999	03/09/2023	Amazon Capital Services	9002200256	1RWV-HY7V-77CP	Visual tools, mics	362.39	27	E	800	411	158700	341	03/09/2023
182999	03/09/2023	Amazon Capital Services	9002200257	14F7-LJQ6-99HJ	Prizes, behaviors, fidgets	238.76	27	E	800	411	158700	341	03/09/2023
182999	03/09/2023	Amazon Capital Services	9002200258	1YHK-H3CN-7GTG	Materials for our Mental Health Navigator and Counselor to facilitate Circles of Strength (COS) Parenting 8 Week Course and Social Skills Groups with students.	319.40	10	E	800	411	221200	297	03/09/2023
182999	03/09/2023	Amazon Capital Services	9002200260	11DT-74N9-6HY4	DPI Mental Health Grant	66.76	27	E	800	411	215200	341	03/09/2023
182999	03/09/2023	Amazon Capital Services	9002200267	14GH-XP6Q-71W6	Mental Health Navigator Counseling Supplies	284.16	10	E	800	411	221200	297	03/09/2023
182999	03/09/2023	Amazon Capital Services	9002200270	1LWR-L7VJ-4LD7	1-2023	139.17	27	E	800	411	158700	341	03/09/2023
182999	03/09/2023	Amazon Capital Services	9002200270	1LWR-L7VJ-4LD7	1-2023	211.81	27	E	800	440	158700	341	03/09/2023
					Totals for Amazon Capital Services	8,464.19							
183000	03/09/2023	Bresina, Hunter	0	3/10/23	MAMS ENGLISH: HOLOCAUST SPEAKER	1,000.00	10	E	200	310	122000	000	03/09/2023
					Totals for Bresina, Hunter	1,000.00							
183001	03/09/2023	WI DECA	0	01162113	MASH DECA NATIONALS APRIL 22-25, 2023	545.00	10	E	400	940	132000	000	03/09/2023
183001	03/09/2023	WI DECA	0	01162113	MASH DECA NATIONALS APRIL 22-25, 2023	1,440.00	10	E	400	345	132000	000	03/09/2023
					Totals for WI DECA	1,985.00							
183002	03/10/2023	City Of Medford	0	MAY 2023	4TH GRADE GRADUATION SHELTER RENTAL	55.00	10	E	100	328	255400	000	03/10/2023
					Totals for City Of Medford	55.00							
183003	03/10/2023	Abbott, Scott	0	QTR 2 2022-2023	RVA INTERNET REIMBURSEMENT	90.00	99	E	600	358	235000	360	03/10/2023

CHECK #	CHECK DATE	VENDOR	PO NUMBER	INVOICE #	DESCRIPTION	CHECK AMOUNT	ACCOUNT				POST DATE
							NUMBER				
					Totals for Abbott, Scott	90.00					
183004	03/10/2023	Abidi, Syed	0	QTR 2 2022-2023	RVA INTERNET REIMBURSEMENT	90.00	99	E	600 358 235000	360	03/10/2023
					Totals for Abidi, Syed	90.00					
183005	03/10/2023	Abrahamson, Vanessa	0	QTR 2 2022-2023	RVA INTERNET REIMBURSEMENT	90.00	99	E	600 358 235000	360	03/10/2023
					Totals for Abrahamson, Vanessa	90.00					
183006	03/10/2023	Ace, Kirsten	0	QTR 2 2022-2023	RVA INTERNET REIMBURSEMENT	90.00	99	E	600 358 235000	360	03/10/2023
					Totals for Ace, Kirsten	90.00					
183007	03/10/2023	Ackley, Anna	0	QTR 2 2022-2023	RVA INTERNET REIMBURSEMENT	90.00	99	E	600 358 235000	360	03/10/2023
					Totals for Ackley, Anna	90.00					
183008	03/10/2023	Adams, Cari	0	QTR 2 2022-2023	RVA INTERNET REIMBURSEMENT	90.00	99	E	600 358 235000	360	03/10/2023
					Totals for Adams, Cari	90.00					
183009	03/10/2023	Adams, Kimberly	0	QTR 2 2022-2023	RVA INTERNET REIMBURSEMENT	90.00	99	E	600 358 235000	360	03/10/2023
					Totals for Adams, Kimberly	90.00					
183010	03/10/2023	Adkins, Nicole	0	QTR 2 2022-2023	RVA INTERNET REIMBURSEMENT	90.00	99	E	600 358 235000	360	03/10/2023
					Totals for Adkins, Nicole	90.00					
183011	03/10/2023	Aguilar, Jewle	0	QTR 2 2022-2023	RVA INTERNET REIMBURSEMENT	90.00	99	E	600 358 235000	360	03/10/2023
					Totals for Aguilar, Jewle	90.00					
183012	03/10/2023	Aleson, Janel	0	QTR 2 2022-2023	RVA INTERNET REIMBURSEMENT	90.00	99	E	600 358 235000	360	03/10/2023
					Totals for Aleson, Janel	90.00					
183013	03/10/2023	Alexander, Tiffany	0	QTR 2 2022-2023	RVA INTERNET REIMBURSEMENT	90.00	99	E	600 358 235000	360	03/10/2023
					Totals for Alexander, Tiffany	90.00					
183014	03/10/2023	Allar, Krista	0	QTR 2 2022-2023	RVA INTERNET REIMBURSEMENT	90.00	99	E	600 358 235000	360	03/10/2023
					Totals for Allar, Krista	90.00					
183015	03/10/2023	Allard, Rachel	0	QTR 2 2022-2023	RVA INTERNET REIMBURSEMENT	90.00	99	E	600 358 235000	360	03/10/2023
					Totals for Allard, Rachel	90.00					
183016	03/10/2023	Alsteen, Stephanie	0	QTR 2 2022-2023	RVA INTERNET REIMBURSEMENT	90.00	99	E	600 358 235000	360	03/10/2023
					Totals for Alsteen, Stephanie	90.00					
183017	03/10/2023	Anderson, Amanda	0	QTR 2 2022-2023	RVA INTERNET REIMBURSEMENT	90.00	99	E	600 358 235000	360	03/10/2023
					Totals for Anderson, Amanda	90.00					
183018	03/10/2023	Anderson, Elizabeth	0	QTR 2 2022-2023	RVA INTERNET REIMBURSEMENT	90.00	99	E	600 358 235000	360	03/10/2023
					Totals for Anderson, Elizabeth	90.00					
183019	03/10/2023	Anderson, Mary	0	QTR 2 2022-2023	RVA INTERNET REIMBURSEMENT	90.00	99	E	600 358 235000	360	03/10/2023
					Totals for Anderson, Mary	90.00					
183020	03/10/2023	Anderson, Shawna	0	QTR 2 2022-2023	RVA INTERNET REIMBURSEMENT	90.00	99	E	600 358 235000	360	03/10/2023
					Totals for Anderson, Shawna	90.00					
183021	03/10/2023	Arkola, Denise	0	QTR 2 2022-2023	RVA INTERNET REIMBURSEMENT	90.00	99	E	600 358 235000	360	03/10/2023
					Totals for Arkola, Denise	90.00					
183022	03/10/2023	Armstrong, Kristine	0	QTR 2 2022-2023	RVA INTERNET REIMBURSEMENT	90.00	99	E	600 358 235000	360	03/10/2023
					Totals for Armstrong, Kristine	90.00					

CHECK #	CHECK DATE	VENDOR	PO INVOICE #	DESCRIPTION	CHECK AMOUNT	ACCOUNT	POST DATE
			NUMBER			NUMBER	
183023	03/10/2023	Armstrong, Stephanie	0 QTR 2 2022-2023	RVA INTERNET REIMBURSEMENT	90.00	99 E 600 358 235000 360	03/10/2023
				Totals for Armstrong, Stephanie	90.00		
183024	03/10/2023	Arndt, Kaylinn	0 QTR 2 2022-2023	RVA INTERNET REIMBURSEMENT	90.00	99 E 600 358 235000 360	03/10/2023
				Totals for Arndt, Kaylinn	90.00		
183025	03/10/2023	Arndt, Whitney	0 QTR 2 2022-2023	RVA INTERNET REIMBURSEMENT	90.00	99 E 600 358 235000 360	03/10/2023
				Totals for Arndt, Whitney	90.00		
183026	03/10/2023	Arquette, Katelyn	0 QTR 2 2022-2023	RVA INTERNET REIMBURSEMENT	90.00	99 E 600 358 235000 360	03/10/2023
				Totals for Arquette, Katelyn	90.00		
183027	03/10/2023	Arrowood, Michelle	0 QTR 2 2022-2023	RVA INTERNET REIMBURSEMENT	90.00	99 E 600 358 235000 360	03/10/2023
				Totals for Arrowood, Michelle	90.00		
183028	03/10/2023	Aspenson, April	0 QTR 2 2022-2023	RVA INTERNET REIMBURSEMENT	90.00	99 E 600 358 235000 360	03/10/2023
				Totals for Aspenson, April	90.00		
183029	03/10/2023	Aulenbacher, Julianne	0 QTR 2 2022-2023	RVA INTERNET REIMBURSEMENT	90.00	99 E 600 358 235000 360	03/10/2023
				Totals for Aulenbacher, Julianne	90.00		
183030	03/10/2023	Aulozzi, Melissa	0 QTR 2 2022-2023	RVA INTERNET REIMBURSEMENT	90.00	99 E 600 358 235000 360	03/10/2023
				Totals for Aulozzi, Melissa	90.00		
183031	03/10/2023	Ault, Terry	0 QTR 2 2022-2023	RVA INTERNET REIMBURSEMENT	90.00	99 E 600 358 235000 360	03/10/2023
				Totals for Ault, Terry	90.00		
183032	03/10/2023	Ayer, Tiffany	0 QTR 2 2022-2023	RVA INTERNET REIMBURSEMENT	90.00	99 E 600 358 235000 360	03/10/2023
				Totals for Ayer, Tiffany	90.00		
183033	03/10/2023	Babcock, Nicole	0 QTR 2 2022-2023	RVA INTERNET REIMBURSEMENT	90.00	99 E 600 358 235000 360	03/10/2023
				Totals for Babcock, Nicole	90.00		
183034	03/10/2023	Baca, Unique	0 QTR 2 2022-2023	RVA INTERNET REIMBURSEMENT	90.00	99 E 600 358 235000 360	03/10/2023
				Totals for Baca, Unique	90.00		
183035	03/10/2023	Badzinski, Sarah	0 QTR 2 2022-2023	RVA INTERNET REIMBURSEMENT	90.00	99 E 600 358 235000 360	03/10/2023
				Totals for Badzinski, Sarah	90.00		
183036	03/10/2023	Baerlocher, Lynette	0 QTR 2 2022-2023	RVA INTERNET REIMBURSEMENT	90.00	99 E 600 358 235000 360	03/10/2023
				Totals for Baerlocher, Lynette	90.00		
183037	03/10/2023	Bahr, Katie	0 QTR 2 2022-2023	RVA INTERNET REIMBURSEMENT	90.00	99 E 600 358 235000 360	03/10/2023
				Totals for Bahr, Katie	90.00		
183038	03/10/2023	Baldwin, Jaclyn	0 QTR 2 2022-2023	RVA INTERNET REIMBURSEMENT	90.00	99 E 600 358 235000 360	03/10/2023
				Totals for Baldwin, Jaclyn	90.00		
183039	03/10/2023	Baldwin, Rochelle	0 QTR 2 2022-2023	RVA INTERNET REIMBURSEMENT	90.00	99 E 600 358 235000 360	03/10/2023
				Totals for Baldwin, Rochelle	90.00		
183040	03/10/2023	Ballwahn, Jennifer	0 QTR 2 2022-2023	RVA INTERNET REIMBURSEMENT	90.00	99 E 600 358 235000 360	03/10/2023
				Totals for Ballwahn, Jennifer	90.00		
183041	03/10/2023	Bant, Melissa	0 QTR 2 2022-2023	RVA INTERNET REIMBURSEMENT	90.00	99 E 600 358 235000 360	03/10/2023
				Totals for Bant, Melissa	90.00		
183042	03/10/2023	Barclay, Taylor	0 QTR 2 2022-2023	RVA INTERNET REIMBURSEMENT	90.00	99 E 600 358 235000 360	03/10/2023

CHECK #	CHECK DATE	VENDOR	PO INVOICE #	DESCRIPTION	CHECK AMOUNT	ACCOUNT	POST DATE
			NUMBER			NUMBER	
				Totals for Barclay, Taylor	90.00		
183043	03/10/2023	Barden, Melissa	0 QTR 2 2022-2023	RVA INTERNET REIMBURSEMENT	90.00	99 E 600 358 235000 360	03/10/2023
				Totals for Barden, Melissa	90.00		
183044	03/10/2023	Barrett, Misty	0 QTR 2 2022-2023	RVA INTERNET REIMBURSEMENT	90.00	99 E 600 358 235000 360	03/10/2023
				Totals for Barrett, Misty	90.00		
183045	03/10/2023	Krug's Bus Service Inc	0 02-01-23to03-06	PUPIL TRANSPORTATION	404.00	10 E 100 341 256770 000	03/10/2023
183045	03/10/2023	Krug's Bus Service Inc	0 02-01-23to03-06	PUPIL TRANSPORTATION	970.58	10 E 101 341 256770 000	03/10/2023
183045	03/10/2023	Krug's Bus Service Inc	0 02-01-23to03-06	PUPIL TRANSPORTATION	4,683.43	10 E 200 341 256770 000	03/10/2023
183045	03/10/2023	Krug's Bus Service Inc	0 02-01-23to03-06	PUPIL TRANSPORTATION	2,599.61	10 E 400 341 256741 000	03/10/2023
183045	03/10/2023	Krug's Bus Service Inc	0 02-01-23to03-06	PUPIL TRANSPORTATION	60.54	10 E 400 341 256770 000	03/10/2023
183045	03/10/2023	Krug's Bus Service Inc	0 02-01-23to03-06	PUPIL TRANSPORTATION	111,638.66	10 E 800 341 256710 000	03/10/2023
183045	03/10/2023	Krug's Bus Service Inc	0 02-01-23to03-06	PUPIL TRANSPORTATION	552.52	10 E 800 341 256720 000	03/10/2023
183045	03/10/2023	Krug's Bus Service Inc	0 02-01-23to03-06	PUPIL TRANSPORTATION	102.71	80 E 800 341 256770 740	03/10/2023
183045	03/10/2023	Krug's Bus Service Inc	0 02-01-23to03-06	PUPIL TRANSPORTATION	1,432.70	10 E 400 341 256742 957	03/10/2023
183045	03/10/2023	Krug's Bus Service Inc	0 02-01-23to03-06	PUPIL TRANSPORTATION	1,692.54	10 E 400 341 256742 961	03/10/2023
183045	03/10/2023	Krug's Bus Service Inc	0 02-01-23to03-06	PUPIL TRANSPORTATION	4,192.06	10 E 400 341 256742 956	03/10/2023
183045	03/10/2023	Krug's Bus Service Inc	0 02-01-23to03-06	PUPIL TRANSPORTATION	938.48	10 E 400 341 256742 960	03/10/2023
183045	03/10/2023	Krug's Bus Service Inc	0 02-01-23to03-06	PUPIL TRANSPORTATION	2,213.73	10 E 400 341 256742 962	03/10/2023
183045	03/10/2023	Krug's Bus Service Inc	0 02-01-23to03-06	PUPIL TRANSPORTATION	3,594.65	10 E 400 341 256742 959	03/10/2023
183045	03/10/2023	Krug's Bus Service Inc	0 02-01-23to03-06	PUPIL TRANSPORTATION	544.17	10 E 400 341 256742 958	03/10/2023
183045	03/10/2023	Krug's Bus Service Inc	0 02-01-23to03-06	PUPIL TRANSPORTATION	1,285.07	21 E 400 341 256770 444	03/10/2023
183045	03/10/2023	Krug's Bus Service Inc	0 02-01-23to03-06	PUPIL TRANSPORTATION	2,009.40	27 E 800 348 256250 011	03/10/2023
183045	03/10/2023	Krug's Bus Service Inc	0 02-01-23to03-06	PUPIL TRANSPORTATION	1,038.54	80 E 200 341 256790 000	03/10/2023
183045	03/10/2023	Krug's Bus Service Inc	0 02-01-23to03-06	PUPIL TRANSPORTATION	1,128.62	80 E 200 341 256790 956	03/10/2023
183045	03/10/2023	Krug's Bus Service Inc	0 02-01-23to03-06	PUPIL TRANSPORTATION	1,397.66	80 E 200 341 256790 959	03/10/2023
				Totals for Krug's Bus Service Inc	142,479.67		
183046	03/10/2023	Bauer, Jane	0 QTR 2 2022-2023	RVA INTERNET REIMBURSEMENT	90.00	99 E 600 358 235000 360	03/10/2023
				Totals for Bauer, Jane	90.00		
183047	03/10/2023	Bauknecht, Bethany	0 QTR 2 2022-2023	RVA INTERNET REIMBURSEMENT	90.00	99 E 600 358 235000 360	03/10/2023
				Totals for Bauknecht, Bethany	90.00		
183048	03/10/2023	Baumgartner, Emily	0 QTR 2 2022-2023	RVA INTERNET REIMBURSEMENT	90.00	99 E 600 358 235000 360	03/10/2023
				Totals for Baumgartner, Emily	90.00		
183049	03/10/2023	Beach, Eric	0 QTR 2 2022-2023	RVA INTERNET REIMBURSEMENT	90.00	99 E 600 358 235000 360	03/10/2023
				Totals for Beach, Eric	90.00		
183050	03/10/2023	Beascochea, Brenda	0 QTR 2 2022-2023	RVA INTERNET REIMBURSEMENT	90.00	99 E 600 358 235000 360	03/10/2023
				Totals for Beascochea, Brenda	90.00		
183051	03/10/2023	Behling, Celeste	0 QTR 2 2022-2023	RVA INTERNET REIMBURSEMENT	90.00	99 E 600 358 235000 360	03/10/2023
				Totals for Behling, Celeste	90.00		
183052	03/10/2023	Behling, Jodi	0 QTR 2 2022-2023	RVA INTERNET REIMBURSEMENT	90.00	99 E 600 358 235000 360	03/10/2023

CHECK #	CHECK DATE	VENDOR	PO INVOICE #	DESCRIPTION	CHECK AMOUNT	ACCOUNT	POST DATE
			NUMBER			NUMBER	
				Totals for Behling, Jodi	90.00		
183053	03/10/2023	Behling, Michael	0 QTR 2 2022-2023	RVA INTERNET REIMBURSEMENT	90.00	99 E 600 358 235000 360	03/10/2023
				Totals for Behling, Michael	90.00		
183054	03/10/2023	Behrens, Tina	0 QTR 2 2022-2023	RVA INTERNET REIMBURSEMENT	90.00	99 E 600 358 235000 360	03/10/2023
				Totals for Behrens, Tina	90.00		
183055	03/10/2023	Bender, Elizabeth	0 QTR 2 2022-2023	RVA INTERNET REIMBURSEMENT	90.00	99 E 600 358 235000 360	03/10/2023
				Totals for Bender, Elizabeth	90.00		
183056	03/10/2023	Bendig, Matthew	0 QTR 2 2022-2023	RVA INTERNET REIMBURSEMENT	90.00	99 E 600 358 235000 360	03/10/2023
				Totals for Bendig, Matthew	90.00		
183057	03/10/2023	Benetti, Danielle	0 QTR 2 2022-2023	RVA INTERNET REIMBURSEMENT	90.00	99 E 600 358 235000 360	03/10/2023
				Totals for Benetti, Danielle	90.00		
183058	03/10/2023	Beniger, Amanda	0 QTR 2 2022-2023	RVA INTERNET REIMBURSEMENT	90.00	99 E 600 358 235000 360	03/10/2023
				Totals for Beniger, Amanda	90.00		
183059	03/10/2023	Bennett, Josie	0 QTR 2 2022-2023	RVA INTERNET REIMBURSEMENT	90.00	99 E 600 358 235000 360	03/10/2023
				Totals for Bennett, Josie	90.00		
183060	03/10/2023	Benninger, Mandy	0 QTR 2 2022-2023	RVA INTERNET REIMBURSEMENT	90.00	99 E 600 358 235000 360	03/10/2023
				Totals for Benninger, Mandy	90.00		
183061	03/10/2023	Benson, Hannah	0 QTR 2 2022-2023	RVA INTERNET REIMBURSEMENT	90.00	99 E 600 358 235000 360	03/10/2023
				Totals for Benson, Hannah	90.00		
183062	03/10/2023	Beranek, Meegan	0 QTR 2 2022-2023	RVA INTERNET REIMBURSEMENT	90.00	99 E 600 358 235000 360	03/10/2023
				Totals for Beranek, Meegan	90.00		
183063	03/10/2023	Bergman, Shari	0 QTR 2 2022-2023	RVA INTERNET REIMBURSEMENT	90.00	99 E 600 358 235000 360	03/10/2023
				Totals for Bergman, Shari	90.00		
183064	03/10/2023	Bergman, Treasure	0 QTR 2 2022-2023	RVA INTERNET REIMBURSEMENT	90.00	99 E 600 358 235000 360	03/10/2023
				Totals for Bergman, Treasure	90.00		
183065	03/10/2023	Bice, Missie	0 QTR 2 2022-2023	RVA INTERNET REIMBURSEMENT	90.00	99 E 600 358 235000 360	03/10/2023
				Totals for Bice, Missie	90.00		
183066	03/10/2023	Bierman, Charlet	0 QTR 2 2022-2023	RVA INTERNET REIMBURSEMENT	90.00	99 E 600 358 235000 360	03/10/2023
				Totals for Bierman, Charlet	90.00		
183067	03/10/2023	Binder, Erin	0 QTR 2 2022-2023	RVA INTERNET REIMBURSEMENT	90.00	99 E 600 358 235000 360	03/10/2023
				Totals for Binder, Erin	90.00		
183068	03/10/2023	Bluhm Tran, Jena	0 QTR 2 2022-2023	RVA INTERNET REIMBURSEMENT	90.00	99 E 600 358 235000 360	03/10/2023
				Totals for Bluhm Tran, Jena	90.00		
183069	03/10/2023	Bochman, Bryan	0 QTR 2 2022-2023	RVA INTERNET REIMBURSEMENT	90.00	99 E 600 358 235000 360	03/10/2023
				Totals for Bochman, Bryan	90.00		
183070	03/10/2023	Boehm, Summer	0 QTR 2 2022-2023	RVA INTERNET REIMBURSEMENT	90.00	99 E 600 358 235000 360	03/10/2023
				Totals for Boehm, Summer	90.00		
183071	03/10/2023	Bohman, Ashley	0 QTR 2 2022-2023	RVA INTERNET REIMBURSEMENT	90.00	99 E 600 358 235000 360	03/10/2023
				Totals for Bohman, Ashley	90.00		

CHECK #	CHECK DATE	VENDOR	PO	INVOICE #	DESCRIPTION	CHECK AMOUNT	ACCOUNT	POST DATE
			NUMBER	NUMBER				
183072	03/10/2023	Bohringer, Melissa	0	QTR 2 2022-2023	RVA INTERNET REIMBURSEMENT	90.00	99 E 600 358 235000 360	03/10/2023
					Totals for Bohringer, Melissa	90.00		
183073	03/10/2023	Bonlander, Amy	0	QTR 2 2022-2023	RVA INTERNET REIMBURSEMENT	90.00	99 E 600 358 235000 360	03/10/2023
					Totals for Bonlander, Amy	90.00		
183074	03/10/2023	Borchardt, Rebecca	0	QTR 2 2022-2023	RVA INTERNET REIMBURSEMENT	90.00	99 E 600 358 235000 360	03/10/2023
					Totals for Borchardt, Rebecca	90.00		
183075	03/10/2023	Borger, Sarah	0	QTR 2 2022-2023	RVA INTERNET REIMBURSEMENT	90.00	99 E 600 358 235000 360	03/10/2023
					Totals for Borger, Sarah	90.00		
183076	03/10/2023	Borowiec, Andrea	0	QTR 2 2022-2023	RVA INTERNET REIMBURSEMENT	90.00	99 E 600 358 235000 360	03/10/2023
					Totals for Borowiec, Andrea	90.00		
183077	03/10/2023	Bortz, Peggy	0	QTR 2 2022-2023	RVA INTERNET REIMBURSEMENT	90.00	99 E 600 358 235000 360	03/10/2023
					Totals for Bortz, Peggy	90.00		
183078	03/10/2023	Bostwick, Barbara	0	QTR 2 2022-2023	RVA INTERNET REIMBURSEMENT	90.00	99 E 600 358 235000 360	03/10/2023
					Totals for Bostwick, Barbara	90.00		
183079	03/10/2023	Bowe, Cory	0	QTR 2 2022-2023	RVA INTERNET REIMBURSEMENT	90.00	99 E 600 358 235000 360	03/10/2023
					Totals for Bowe, Cory	90.00		
183080	03/10/2023	Bowman, Brad	0	QTR 2 2022-2023	RVA INTERNET REIMBURSEMENT	90.00	99 E 600 358 235000 360	03/10/2023
					Totals for Bowman, Brad	90.00		
183081	03/10/2023	Brandner, Heidi	0	QTR 2 2022-2023	RVA INTERNET REIMBURSEMENT	90.00	99 E 600 358 235000 360	03/10/2023
					Totals for Brandner, Heidi	90.00		
183082	03/10/2023	Bratz, Donna	0	QTR 2 2022-2023	RVA INTERNET REIMBURSEMENT	90.00	99 E 600 358 235000 360	03/10/2023
					Totals for Bratz, Donna	90.00		
183083	03/10/2023	Brenner, Katherine	0	QTR 2 2022-2023	RVA INTERNET REIMBURSEMENT	90.00	99 E 600 358 235000 360	03/10/2023
					Totals for Brenner, Katherine	90.00		
183084	03/10/2023	Breske, Heather	0	QTR 2 2022-2023	RVA INTERNET REIMBURSEMENT	90.00	99 E 600 358 235000 360	03/10/2023
					Totals for Breske, Heather	90.00		
183085	03/10/2023	Bretl, Bethanie	0	QTR 2 2022-2023	RVA INTERNET REIMBURSEMENT	90.00	99 E 600 358 235000 360	03/10/2023
					Totals for Bretl, Bethanie	90.00		
183086	03/10/2023	Bricco, Allyn	0	QTR 2 2022-2023	RVA INTERNET REIMBURSEMENT	90.00	99 E 600 358 235000 360	03/10/2023
					Totals for Bricco, Allyn	90.00		
183087	03/10/2023	Brier, Karin	0	QTR 2 2022-2023	RVA INTERNET REIMBURSEMENT	90.00	99 E 600 358 235000 360	03/10/2023
					Totals for Brier, Karin	90.00		
183088	03/10/2023	Briski, Nancy	0	QTR 2 2022-2023	RVA INTERNET REIMBURSEMENT	90.00	99 E 600 358 235000 360	03/10/2023
					Totals for Briski, Nancy	90.00		
183089	03/10/2023	Bristol, Echo	0	QTR 2 2022-2023	RVA INTERNET REIMBURSEMENT	90.00	99 E 600 358 235000 360	03/10/2023
					Totals for Bristol, Echo	90.00		
183090	03/10/2023	Brown, Sonya	0	QTR 2 2022-2023	RVA INTERNET REIMBURSEMENT	90.00	99 E 600 358 235000 360	03/10/2023
					Totals for Brown, Sonya	90.00		
183091	03/10/2023	Bruckert, Sara	0	QTR 2 2022-2023	RVA INTERNET REIMBURSEMENT	90.00	99 E 600 358 235000 360	03/10/2023

CHECK #	CHECK DATE	VENDOR	PO INVOICE #	DESCRIPTION	CHECK AMOUNT	ACCOUNT	POST DATE
			NUMBER			NUMBER	
				Totals for Bruckert, Sara	90.00		
183092	03/10/2023	Brumm, Shannon	0 QTR 2 2022-2023	RVA INTERNET REIMBURSEMENT	90.00	99 E 600 358 235000 360	03/10/2023
				Totals for Brumm, Shannon	90.00		
183093	03/10/2023	Bruns, Elizabeth	0 QTR 2 2022-2023	RVA INTERNET REIMBURSEMENT	90.00	99 E 600 358 235000 360	03/10/2023
				Totals for Bruns, Elizabeth	90.00		
183094	03/10/2023	Buchanan, Mary	0 QTR 2 2022-2023	RVA INTERNET REIMBURSEMENT	90.00	99 E 600 358 235000 360	03/10/2023
				Totals for Buchanan, Mary	90.00		
183095	03/10/2023	Bucher, Cassandra	0 QTR 2 2022-2023	RVA INTERNET REIMBURSEMENT	90.00	99 E 600 358 235000 360	03/10/2023
				Totals for Bucher, Cassandra	90.00		
183096	03/10/2023	Bukovic, Katherine	0 QTR 2 2022-2023	RVA INTERNET REIMBURSEMENT	90.00	99 E 600 358 235000 360	03/10/2023
				Totals for Bukovic, Katherine	90.00		
183097	03/10/2023	Bundy, Kimberly	0 QTR 2 2022-2023	RVA INTERNET REIMBURSEMENT	90.00	99 E 600 358 235000 360	03/10/2023
				Totals for Bundy, Kimberly	90.00		
183098	03/10/2023	Bush, Kayla	0 QTR 2 2022-2023	RVA INTERNET REIMBURSEMENT	90.00	99 E 600 358 235000 360	03/10/2023
				Totals for Bush, Kayla	90.00		
183099	03/10/2023	Bushek-Greve, Barbara	0 QTR 2 2022-2023	RVA INTERNET REIMBURSEMENT	90.00	99 E 600 358 235000 360	03/10/2023
				Totals for Bushek-Greve, Barbara	90.00		
183100	03/10/2023	Buss, Megan	0 QTR 2 2022-2023	RVA INTERNET REIMBURSEMENT	90.00	99 E 600 358 235000 360	03/10/2023
				Totals for Buss, Megan	90.00		
183101	03/10/2023	Busse, Kristina	0 QTR 2 2022-2023	RVA INTERNET REIMBURSEMENT	90.00	99 E 600 358 235000 360	03/10/2023
				Totals for Busse, Kristina	90.00		
183102	03/10/2023	Cady-Severson, Carol	0 QTR 2 2022-2023	RVA INTERNET REIMBURSEMENT	90.00	99 E 600 358 235000 360	03/10/2023
				Totals for Cady-Severson, Carol	90.00		
183103	03/10/2023	Capelle, Margarita	0 QTR 2 2022-2023	RVA INTERNET REIMBURSEMENT	90.00	99 E 600 358 235000 360	03/10/2023
				Totals for Capelle, Margarita	90.00		
183104	03/10/2023	Carlsen, Julie	0 QTR 2 2022-2023	RVA INTERNET REIMBURSEMENT	90.00	99 E 600 358 235000 360	03/10/2023
				Totals for Carlsen, Julie	90.00		
183105	03/10/2023	Carrillo, Nicole	0 QTR 2 2022-2023	RVA INTERNET REIMBURSEMENT	90.00	99 E 600 358 235000 360	03/10/2023
				Totals for Carrillo, Nicole	90.00		
183106	03/10/2023	Carter, Trista	0 QTR 2 2022-2023	RVA INTERNET REIMBURSEMENT	90.00	99 E 600 358 235000 360	03/10/2023
				Totals for Carter, Trista	90.00		
183107	03/10/2023	Casale, Christy	0 QTR 2 2022-2023	RVA INTERNET REIMBURSEMENT	90.00	99 E 600 358 235000 360	03/10/2023
				Totals for Casale, Christy	90.00		
183108	03/10/2023	Casper, Samantha	0 QTR 2 2022-2023	RVA INTERNET REIMBURSEMENT	90.00	99 E 600 358 235000 360	03/10/2023
				Totals for Casper, Samantha	90.00		
183109	03/10/2023	Cherek, Amber	0 QTR 2 2022-2023	RVA INTERNET REIMBURSEMENT	90.00	99 E 600 358 235000 360	03/10/2023
				Totals for Cherek, Amber	90.00		
183110	03/10/2023	Chin, Kristin	0 QTR 2 2022-2023	RVA INTERNET REIMBURSEMENT	90.00	99 E 600 358 235000 360	03/10/2023
				Totals for Chin, Kristin	90.00		

CHECK #	CHECK DATE	VENDOR	PO	INVOICE #	DESCRIPTION	CHECK AMOUNT	ACCOUNT	POST DATE
			NUMBER	NUMBER				
183111	03/10/2023	Chmelik, Jared	0	QTR 2 2022-2023	RVA INTERNET REIMBURSEMENT	90.00	99 E 600 358 235000 360	03/10/2023
		Totals for Chmelik, Jared				90.00		
183112	03/10/2023	Christensen, Dani	0	QTR 2 2022-2023	RVA INTERNET REIMBURSEMENT	90.00	99 E 600 358 235000 360	03/10/2023
		Totals for Christensen, Dani				90.00		
183113	03/10/2023	Ciula, Jerry	0	QTR 2 2022-2023	RVA INTERNET REIMBURSEMENT	90.00	99 E 600 358 235000 360	03/10/2023
		Totals for Ciula, Jerry				90.00		
183114	03/10/2023	Claeys, Joshua	0	QTR 2 2022-2023	RVA INTERNET REIMBURSEMENT	90.00	99 E 600 358 235000 360	03/10/2023
		Totals for Claeys, Joshua				90.00		
183115	03/10/2023	Clark, Bobbi	0	QTR 2 2022-2023	RVA INTERNET REIMBURSEMENT	90.00	99 E 600 358 235000 360	03/10/2023
		Totals for Clark, Bobbi				90.00		
183116	03/10/2023	Clough, Barak	0	QTR 2 2022-2023	RVA INTERNET REIMBURSEMENT	90.00	99 E 600 358 235000 360	03/10/2023
		Totals for Clough, Barak				90.00		
183117	03/10/2023	Cochrane, Elizabeth	0	QTR 2 2022-2023	RVA INTERNET REIMBURSEMENT	90.00	99 E 600 358 235000 360	03/10/2023
		Totals for Cochrane, Elizabeth				90.00		
183118	03/10/2023	Colson, Bob	0	QTR 2 2022-2023	RVA INTERNET REIMBURSEMENT	90.00	99 E 600 358 235000 360	03/10/2023
		Totals for Colson, Bob				90.00		
183119	03/10/2023	Colstad, Ashley	0	QTR 2 2022-2023	RVA INTERNET REIMBURSEMENT	90.00	99 E 600 358 235000 360	03/10/2023
		Totals for Colstad, Ashley				90.00		
183120	03/10/2023	Conner, Ashley	0	QTR 2 2022-2023	RVA INTERNET REIMBURSEMENT	90.00	99 E 600 358 235000 360	03/10/2023
		Totals for Conner, Ashley				90.00		
183121	03/10/2023	Cooks, Aimee	0	QTR 2 2022-2023	RVA INTERNET REIMBURSEMENT	90.00	99 E 600 358 235000 360	03/10/2023
		Totals for Cooks, Aimee				90.00		
183122	03/10/2023	Coon, Ellen	0	QTR 2 2022-2023	RVA INTERNET REIMBURSEMENT	90.00	99 E 600 358 235000 360	03/10/2023
		Totals for Coon, Ellen				90.00		
183123	03/10/2023	Coots, Angela	0	QTR 2 2022-2023	RVA INTERNET REIMBURSEMENT	90.00	99 E 600 358 235000 360	03/10/2023
		Totals for Coots, Angela				90.00		
183124	03/10/2023	Courchaine, Kimberly	0	QTR 2 2022-2023	RVA INTERNET REIMBURSEMENT	90.00	99 E 600 358 235000 360	03/10/2023
		Totals for Courchaine, Kimberly				90.00		
183125	03/10/2023	Cowell, Mistyrose	0	QTR 2 2022-2023	RVA INTERNET REIMBURSEMENT	90.00	99 E 600 358 235000 360	03/10/2023
		Totals for Cowell, Mistyrose				90.00		
183126	03/10/2023	Craig, Jolene	0	QTR 2 2022-2023	RVA INTERNET REIMBURSEMENT	90.00	99 E 600 358 235000 360	03/10/2023
		Totals for Craig, Jolene				90.00		
183127	03/10/2023	Crook, Preston	0	QTR 2 2022-2023	RVA INTERNET REIMBURSEMENT	90.00	99 E 600 358 235000 360	03/10/2023
		Totals for Crook, Preston				90.00		
183128	03/10/2023	Huang, Chun-Hui	0	QTR 2 2022-2023	RVA INTERNET REIMBURSEMENT	90.00	99 E 600 358 235000 360	03/10/2023
		Totals for Huang, Chun-Hui				90.00		
183129	03/10/2023	Kreul Buskerud, Jennifer	0	QTR 2 2022-2023	RVA INTERNET REIMBURSEMENT	90.00	99 E 600 358 235000 360	03/10/2023
		Totals for Kreul Buskerud, Jennifer				90.00		
183130	03/10/2023	Crothers, Kelly	0	QTR 2 2022-2023	RVA INTERNET REIMBURSEMENT	90.00	99 E 600 358 235000 360	03/10/2023

CHECK #	CHECK DATE	VENDOR	PO INVOICE #	DESCRIPTION	CHECK AMOUNT	ACCOUNT	POST DATE
			NUMBER			NUMBER	
				Totals for Crothers, Kelly	90.00		
183131	03/10/2023	Crubaugh, Rachel	0 QTR 2 2022-2023	RVA INTERNET REIMBURSEMENT	90.00	99 E 600 358 235000 360	03/10/2023
				Totals for Crubaugh, Rachel	90.00		
183132	03/10/2023	Cruz, Amalia	0 QTR 2 2022-2023	RVA INTERNET REIMBURSEMENT	90.00	99 E 600 358 235000 360	03/10/2023
				Totals for Cruz, Amalia	90.00		
183133	03/10/2023	Cummings, Joani	0 QTR 2 2022-2023	RVA INTERNET REIMBURSEMENT	90.00	99 E 600 358 235000 360	03/10/2023
				Totals for Cummings, Joani	90.00		
183134	03/10/2023	Czys, Amber	0 QTR 2 2022-2023	RVA INTERNET REIMBURSEMENT	90.00	99 E 600 358 235000 360	03/10/2023
				Totals for Czys, Amber	90.00		
183135	03/10/2023	Dahlstrom, Heather	0 QTR 2 2022-2023	RVA INTERNET REIMBURSEMENT	90.00	99 E 600 358 235000 360	03/10/2023
				Totals for Dahlstrom, Heather	90.00		
183136	03/10/2023	Dahmen, Konnie	0 QTR 2 2022-2023	RVA INTERNET REIMBURSEMENT	90.00	99 E 600 358 235000 360	03/10/2023
				Totals for Dahmen, Konnie	90.00		
183137	03/10/2023	Daleo, Marie	0 QTR 2 2022-2023	RVA INTERNET REIMBURSEMENT	90.00	99 E 600 358 235000 360	03/10/2023
				Totals for Daleo, Marie	90.00		
183138	03/10/2023	Dananay, Lisa	0 QTR 2 2022-2023	RVA INTERNET REIMBURSEMENT	90.00	99 E 600 358 235000 360	03/10/2023
				Totals for Dananay, Lisa	90.00		
183139	03/10/2023	Dandar, Kassi	0 QTR 2 2022-2023	RVA INTERNET REIMBURSEMENT	90.00	99 E 600 358 235000 360	03/10/2023
				Totals for Dandar, Kassi	90.00		
183140	03/10/2023	Darduk, Amjad	0 QTR 2 2022-2023	RVA INTERNET REIMBURSEMENT	90.00	99 E 600 358 235000 360	03/10/2023
				Totals for Darduk, Amjad	90.00		
183141	03/10/2023	Dashner, Mackenzie	0 QTR 2 2022-2023	RVA INTERNET REIMBURSEMENT	90.00	99 E 600 358 235000 360	03/10/2023
				Totals for Dashner, Mackenzie	90.00		
183142	03/10/2023	Davey, Nichol	0 QTR 2 2022-2023	RVA INTERNET REIMBURSEMENT	90.00	99 E 600 358 235000 360	03/10/2023
				Totals for Davey, Nichol	90.00		
183143	03/10/2023	Davis, Hope	0 QTR 2 2022-2023	RVA INTERNET REIMBURSEMENT	90.00	99 E 600 358 235000 360	03/10/2023
				Totals for Davis, Hope	90.00		
183144	03/10/2023	Davison, Randee	0 QTR 2 2022-2023	RVA INTERNET REIMBURSEMENT	90.00	99 E 600 358 235000 360	03/10/2023
				Totals for Davison, Randee	90.00		
183145	03/10/2023	Davis, Tim	0 QTR 2 2022-2023	RVA INTERNET REIMBURSEMENT	90.00	99 E 600 358 235000 360	03/10/2023
				Totals for Davis, Tim	90.00		
183146	03/10/2023	DeBroux, Latisha	0 QTR 2 2022-2023	RVA INTERNET REIMBURSEMENT	90.00	99 E 600 358 235000 360	03/10/2023
				Totals for DeBroux, Latisha	90.00		
183147	03/10/2023	DeJong, Nikki	0 QTR 2 2022-2023	RVA INTERNET REIMBURSEMENT	90.00	99 E 600 358 235000 360	03/10/2023
				Totals for DeJong, Nikki	90.00		
183148	03/10/2023	Delsart, Todd	0 QTR 2 2022-2023	RVA INTERNET REIMBURSEMENT	90.00	99 E 600 358 235000 360	03/10/2023
				Totals for Delsart, Todd	90.00		
183149	03/10/2023	Denzine, Rebekah	0 QTR 2 2022-2023	RVA INTERNET REIMBURSEMENT	90.00	99 E 600 358 235000 360	03/10/2023
				Totals for Denzine, Rebekah	90.00		

CHECK #	CHECK DATE	VENDOR	PO	INVOICE #	DESCRIPTION	CHECK AMOUNT	ACCOUNT		POST DATE
							NUMBER	NUMBER	
183150	03/10/2023	Denzine, Roxanne	0	QTR 2 2022-2023	RVA INTERNET REIMBURSEMENT	90.00	99 E 600 358 235000 360		03/10/2023
					Totals for Denzine, Roxanne	90.00			
183151	03/10/2023	Derks, Elizabeth	0	QTR 2 2022-2023	RVA INTERNET REIMBURSEMENT	90.00	99 E 600 358 235000 360		03/10/2023
					Totals for Derks, Elizabeth	90.00			
183152	03/10/2023	Deters, Rebecca	0	QTR 2 2022-2023	RVA INTERNET REIMBURSEMENT	90.00	99 E 600 358 235000 360		03/10/2023
					Totals for Deters, Rebecca	90.00			
183153	03/10/2023	DeVito, Stephanie	0	QTR 2 2022-2023	RVA INTERNET REIMBURSEMENT	90.00	99 E 600 358 235000 360		03/10/2023
					Totals for DeVito, Stephanie	90.00			
183154	03/10/2023	Diamond, Rebecca	0	QTR 2 2022-2023	RVA INTERNET REIMBURSEMENT	90.00	99 E 600 358 235000 360		03/10/2023
					Totals for Diamond, Rebecca	90.00			
183155	03/10/2023	Dickerson, Cerissa	0	QTR 2 2022-2023	RVA INTERNET REIMBURSEMENT	90.00	99 E 600 358 235000 360		03/10/2023
					Totals for Dickerson, Cerissa	90.00			
183156	03/10/2023	Diercks, Billie	0	QTR 2 2022-2023	RVA INTERNET REIMBURSEMENT	90.00	99 E 600 358 235000 360		03/10/2023
					Totals for Diercks, Billie	90.00			
183157	03/10/2023	Diesburg, Lea	0	QTR 2 2022-2023	RVA INTERNET REIMBURSEMENT	90.00	99 E 600 358 235000 360		03/10/2023
					Totals for Diesburg, Lea	90.00			
183158	03/10/2023	Divine, Valerie	0	QTR 2 2022-2023	RVA INTERNET REIMBURSEMENT	90.00	99 E 600 358 235000 360		03/10/2023
					Totals for Divine, Valerie	90.00			
183159	03/10/2023	Dixon, Tabitha	0	QTR 2 2022-2023	RVA INTERNET REIMBURSEMENT	90.00	99 E 600 358 235000 360		03/10/2023
					Totals for Dixon, Tabitha	90.00			
183160	03/10/2023	Doepke, Mackenzie	0	QTR 2 2022-2023	RVA INTERNET REIMBURSEMENT	90.00	99 E 600 358 235000 360		03/10/2023
					Totals for Doepke, Mackenzie	90.00			
183161	03/10/2023	Domaradzki, Yvette	0	QTR 2 2022-2023	RVA INTERNET REIMBURSEMENT	90.00	99 E 600 358 235000 360		03/10/2023
					Totals for Domaradzki, Yvette	90.00			
183162	03/10/2023	Dotson, Macey	0	QTR 2 2022-2023	RVA INTERNET REIMBURSEMENT	90.00	99 E 600 358 235000 360		03/10/2023
					Totals for Dotson, Macey	90.00			
183163	03/10/2023	Doucette, Laura	0	QTR 2 2022-2023	RVA INTERNET REIMBURSEMENT	90.00	99 E 600 358 235000 360		03/10/2023
					Totals for Doucette, Laura	90.00			
183164	03/10/2023	Drabek, Jennifer	0	QTR 2 2022-2023	RVA INTERNET REIMBURSEMENT	90.00	99 E 600 358 235000 360		03/10/2023
					Totals for Drabek, Jennifer	90.00			
183165	03/10/2023	Draeger, Tiffany	0	QTR 2 2022-2023	RVA INTERNET REIMBURSEMENT	90.00	99 E 600 358 235000 360		03/10/2023
					Totals for Draeger, Tiffany	90.00			
183166	03/10/2023	Drenthe, Thomas	0	QTR 2 2022-2023	RVA INTERNET REIMBURSEMENT	90.00	99 E 600 358 235000 360		03/10/2023
					Totals for Drenthe, Thomas	90.00			
183167	03/10/2023	Dresser, Nathanael	0	QTR 2 2022-2023	RVA INTERNET REIMBURSEMENT	90.00	99 E 600 358 235000 360		03/10/2023
					Totals for Dresser, Nathanael	90.00			
183168	03/10/2023	Drexler, Sarah	0	QTR 2 2022-2023	RVA INTERNET REIMBURSEMENT	90.00	99 E 600 358 235000 360		03/10/2023
					Totals for Drexler, Sarah	90.00			
183169	03/10/2023	Duchnowski, Amy	0	QTR 2 2022-2023	RVA INTERNET REIMBURSEMENT	90.00	99 E 600 358 235000 360		03/10/2023

CHECK #	CHECK DATE	VENDOR	PO INVOICE #	DESCRIPTION	CHECK AMOUNT	ACCOUNT	POST DATE
			NUMBER			NUMBER	
				Totals for Duchnowski, Amy	90.00		
183170	03/10/2023	Duer, Amanda	0 QTR 2 2022-2023	RVA INTERNET REIMBURSEMENT	90.00	99 E 600 358 235000 360	03/10/2023
				Totals for Duer, Amanda	90.00		
183171	03/10/2023	Dunford, Amy	0 QTR 2 2022-2023	RVA INTERNET REIMBURSEMENT	90.00	99 E 600 358 235000 360	03/10/2023
				Totals for Dunford, Amy	90.00		
183172	03/10/2023	Dupee, Joana	0 QTR 2 2022-2023	RVA INTERNET REIMBURSEMENT	90.00	99 E 600 358 235000 360	03/10/2023
				Totals for Dupee, Joana	90.00		
183173	03/10/2023	Duran, Kristina	0 QTR 2 2022-2023	RVA INTERNET REIMBURSEMENT	90.00	99 E 600 358 235000 360	03/10/2023
				Totals for Duran, Kristina	90.00		
183174	03/10/2023	Dwyer, Michele	0 QTR 2 2022-2023	RVA INTERNET REIMBURSEMENT	90.00	99 E 600 358 235000 360	03/10/2023
				Totals for Dwyer, Michele	90.00		
183175	03/10/2023	Eagleson, Angelina	0 QTR 2 2022-2023	RVA INTERNET REIMBURSEMENT	90.00	99 E 600 358 235000 360	03/10/2023
				Totals for Eagleson, Angelina	90.00		
183176	03/10/2023	Edinger, Tiffany	0 QTR 2 2022-2023	RVA INTERNET REIMBURSEMENT	90.00	99 E 600 358 235000 360	03/10/2023
				Totals for Edinger, Tiffany	90.00		
183177	03/10/2023	Edwards, Christopher	0 QTR 2 2022-2023	RVA INTERNET REIMBURSEMENT	90.00	99 E 600 358 235000 360	03/10/2023
				Totals for Edwards, Christopher	90.00		
183178	03/10/2023	Ehlert, Robert	0 QTR 2 2022-2023	RVA INTERNET REIMBURSEMENT	90.00	99 E 600 358 235000 360	03/10/2023
				Totals for Ehlert, Robert	90.00		
183179	03/10/2023	Ehrendreich, William	0 QTR 2 2022-2023	RVA INTERNET REIMBURSEMENT	90.00	99 E 600 358 235000 360	03/10/2023
				Totals for Ehrendreich, William	90.00		
183180	03/10/2023	Eiche, Jessica	0 QTR 2 2022-2023	RVA INTERNET REIMBURSEMENT	90.00	99 E 600 358 235000 360	03/10/2023
				Totals for Eiche, Jessica	90.00		
183181	03/10/2023	Eichmiller, Jessica	0 QTR 2 2022-2023	RVA INTERNET REIMBURSEMENT	90.00	99 E 600 358 235000 360	03/10/2023
				Totals for Eichmiller, Jessica	90.00		
183182	03/10/2023	Eickstaedt, Jessica	0 QTR 2 2022-2023	RVA INTERNET REIMBURSEMENT	90.00	99 E 600 358 235000 360	03/10/2023
				Totals for Eickstaedt, Jessica	90.00		
183183	03/10/2023	Elfstrom, Amanda	0 QTR 2 2022-2023	RVA INTERNET REIMBURSEMENT	90.00	99 E 600 358 235000 360	03/10/2023
				Totals for Elfstrom, Amanda	90.00		
183184	03/10/2023	Ellis, Tina	0 QTR 2 2022-2023	RVA INTERNET REIMBURSEMENT	90.00	99 E 600 358 235000 360	03/10/2023
				Totals for Ellis, Tina	90.00		
183185	03/10/2023	Elmhorst, Dana	0 QTR 2 2022-2023	RVA INTERNET REIMBURSEMENT	90.00	99 E 600 358 235000 360	03/10/2023
				Totals for Elmhorst, Dana	90.00		
183186	03/10/2023	Emerich, Sharon	0 QTR 2 2022-2023	RVA INTERNET REIMBURSEMENT	90.00	99 E 600 358 235000 360	03/10/2023
				Totals for Emerich, Sharon	90.00		
183187	03/10/2023	Engels, Nikki	0 QTR 2 2022-2023	RVA INTERNET REIMBURSEMENT	90.00	99 E 600 358 235000 360	03/10/2023
				Totals for Engels, Nikki	90.00		
183188	03/10/2023	Erickson, Aarin	0 QTR 2 2022-2023	RVA INTERNET REIMBURSEMENT	90.00	99 E 600 358 235000 360	03/10/2023
				Totals for Erickson, Aarin	90.00		

CHECK #	CHECK DATE	VENDOR	PO INVOICE #	DESCRIPTION	CHECK AMOUNT	ACCOUNT	POST DATE
			NUMBER			NUMBER	
183189	03/10/2023	Erickson, Katie	0 QTR 2 2022-2023	RVA INTERNET REIMBURSEMENT	90.00	99 E 600 358 235000 360	03/10/2023
				Totals for Erickson, Katie	90.00		
183190	03/10/2023	Ernster, Emily	0 QTR 2 2022-2023	RVA INTERNET REIMBURSEMENT	90.00	99 E 600 358 235000 360	03/10/2023
				Totals for Ernster, Emily	90.00		
183191	03/10/2023	Ertl, Teresa	0 QTR 2 2022-2023	RVA INTERNET REIMBURSEMENT	90.00	99 E 600 358 235000 360	03/10/2023
				Totals for Ertl, Teresa	90.00		
183192	03/10/2023	Evans, Valerie	0 QTR 2 2022-2023	RVA INTERNET REIMBURSEMENT	90.00	99 E 600 358 235000 360	03/10/2023
				Totals for Evans, Valerie	90.00		
183193	03/10/2023	Ewing, Amber	0 QTR 2 2022-2023	RVA INTERNET REIMBURSEMENT	90.00	99 E 600 358 235000 360	03/10/2023
				Totals for Ewing, Amber	90.00		
183194	03/10/2023	Ewing, Chandra	0 QTR 2 2022-2023	RVA INTERNET REIMBURSEMENT	90.00	99 E 600 358 235000 360	03/10/2023
				Totals for Ewing, Chandra	90.00		
183195	03/10/2023	Fabich, Nicole	0 QTR 2 2022-2023	RVA INTERNET REIMBURSEMENT	90.00	99 E 600 358 235000 360	03/10/2023
				Totals for Fabich, Nicole	90.00		
183196	03/10/2023	Falk, Jill	0 QTR 2 2022-2023	RVA INTERNET REIMBURSEMENT	90.00	99 E 600 358 235000 360	03/10/2023
				Totals for Falk, Jill	90.00		
183197	03/10/2023	Falkenhagen, Laura	0 QTR 2 2022-2023	RVA INTERNET REIMBURSEMENT	90.00	99 E 600 358 235000 360	03/10/2023
				Totals for Falkenhagen, Laura	90.00		
183198	03/10/2023	Faulkner, Shanin	0 QTR 2 2022-2023	RVA INTERNET REIMBURSEMENT	90.00	99 E 600 358 235000 360	03/10/2023
				Totals for Faulkner, Shanin	90.00		
183199	03/10/2023	Felzien, Shannon	0 QTR 2 2022-2023	RVA INTERNET REIMBURSEMENT	90.00	99 E 600 358 235000 360	03/10/2023
				Totals for Felzien, Shannon	90.00		
183200	03/10/2023	Fenn, Chandra	0 QTR 2 2022-2023	RVA INTERNET REIMBURSEMENT	90.00	99 E 600 358 235000 360	03/10/2023
				Totals for Fenn, Chandra	90.00		
183201	03/10/2023	Fernandes, Kelly	0 QTR 2 2022-2023	RVA INTERNET REIMBURSEMENT	90.00	99 E 600 358 235000 360	03/10/2023
				Totals for Fernandes, Kelly	90.00		
183202	03/10/2023	Ferry, Rebekah	0 QTR 2 2022-2023	RVA INTERNET REIMBURSEMENT	90.00	99 E 600 358 235000 360	03/10/2023
				Totals for Ferry, Rebekah	90.00		
183203	03/10/2023	Fhlug, Kelly	0 QTR 2 2022-2023	RVA INTERNET REIMBURSEMENT	90.00	99 E 600 358 235000 360	03/10/2023
				Totals for Fhlug, Kelly	90.00		
183204	03/10/2023	Filla, Lori	0 QTR 2 2022-2023	RVA INTERNET REIMBURSEMENT	90.00	99 E 600 358 235000 360	03/10/2023
				Totals for Filla, Lori	90.00		
183205	03/10/2023	Finch, Nicole	0 QTR 2 2022-2023	RVA INTERNET REIMBURSEMENT	90.00	99 E 600 358 235000 360	03/10/2023
				Totals for Finch, Nicole	90.00		
183206	03/10/2023	Fischer, Aubrey	0 QTR 2 2022-2023	RVA INTERNET REIMBURSEMENT	90.00	99 E 600 358 235000 360	03/10/2023
				Totals for Fischer, Aubrey	90.00		
183207	03/10/2023	Fischer, Dominique	0 QTR 2 2022-2023	RVA INTERNET REIMBURSEMENT	90.00	99 E 600 358 235000 360	03/10/2023
				Totals for Fischer, Dominique	90.00		
183208	03/10/2023	Fischer, Kristi	0 QTR 2 2022-2023	RVA INTERNET REIMBURSEMENT	90.00	99 E 600 358 235000 360	03/10/2023

CHECK #	CHECK DATE	VENDOR	PO INVOICE #	DESCRIPTION	CHECK AMOUNT	ACCOUNT	POST DATE
			NUMBER			NUMBER	
				Totals for Fischer, Kristi	90.00		
183209	03/10/2023	Fisher, Jaclyn	0 QTR 2 2022-2023	RVA INTERNET REIMBURSEMENT	90.00	99 E 600 358 235000 360	03/10/2023
				Totals for Fisher, Jaclyn	90.00		
183210	03/10/2023	Fisher, Jennifer	0 QTR 2 2022-2023	RVA INTERNET REIMBURSEMENT	90.00	99 E 600 358 235000 360	03/10/2023
				Totals for Fisher, Jennifer	90.00		
183211	03/10/2023	Fogarty, Maureen	0 QTR 2 2022-2023	RVA INTERNET REIMBURSEMENT	90.00	99 E 600 358 235000 360	03/10/2023
				Totals for Fogarty, Maureen	90.00		
183212	03/10/2023	France' McElmurry, Lisa	0 QTR 2 2022-2023	RVA INTERNET REIMBURSEMENT	90.00	99 E 600 358 235000 360	03/10/2023
				Totals for France' McElmurry, Lisa	90.00		
183213	03/10/2023	Sutton, John	0 QTR 2 2022-2023	RVA INTERNET REIMBURSEMENT	90.00	99 E 600 358 235000 360	03/10/2023
				Totals for Sutton, John	90.00		
183214	03/10/2023	Bauer, Ronald	0 QTR 2 2022-2023	RVA INTERNET REIMBURSEMENT	90.00	99 E 600 358 235000 360	03/10/2023
				Totals for Bauer, Ronald	90.00		
183215	03/10/2023	Fosterling, Rein	0 QTR 2 2022-2023	RVA INTERNET REIMBURSEMENT	90.00	99 E 600 358 235000 360	03/10/2023
				Totals for Fosterling, Rein	90.00		
183216	03/10/2023	Freeman, Kimberly	0 QTR 2 2022-2023	RVA INTERNET REIMBURSEMENT	90.00	99 E 600 358 235000 360	03/10/2023
				Totals for Freeman, Kimberly	90.00		
183217	03/10/2023	Fregien, Elisa	0 QTR 2 2022-2023	RVA INTERNET REIMBURSEMENT	90.00	99 E 600 358 235000 360	03/10/2023
				Totals for Fregien, Elisa	90.00		
183218	03/10/2023	Freund, Melissa	0 QTR 2 2022-2023	RVA INTERNET REIMBURSEMENT	90.00	99 E 600 358 235000 360	03/10/2023
				Totals for Freund, Melissa	90.00		
183219	03/10/2023	Frie, MariAnn	0 QTR 2 2022-2023	RVA INTERNET REIMBURSEMENT	90.00	99 E 600 358 235000 360	03/10/2023
				Totals for Frie, MariAnn	90.00		
183220	03/10/2023	Fruci, Micheline	0 QTR 2 2022-2023	RVA INTERNET REIMBURSEMENT	90.00	99 E 600 358 235000 360	03/10/2023
				Totals for Fruci, Micheline	90.00		
183221	03/10/2023	Fuller, Erica	0 QTR 2 2022-2023	RVA INTERNET REIMBURSEMENT	90.00	99 E 600 358 235000 360	03/10/2023
				Totals for Fuller, Erica	90.00		
183222	03/10/2023	Fuller, Nicole	0 QTR 2 2022-2023	RVA INTERNET REIMBURSEMENT	90.00	99 E 600 358 235000 360	03/10/2023
				Totals for Fuller, Nicole	90.00		
183223	03/10/2023	Funk, Sarah	0 QTR 2 2022-2023	RVA INTERNET REIMBURSEMENT	90.00	99 E 600 358 235000 360	03/10/2023
				Totals for Funk, Sarah	90.00		
183224	03/10/2023	Gable, Cara	0 QTR 2 2022-2023	RVA INTERNET REIMBURSEMENT	90.00	99 E 600 358 235000 360	03/10/2023
				Totals for Gable, Cara	90.00		
183225	03/10/2023	Gaede, Julie	0 QTR 2 2022-2023	RVA INTERNET REIMBURSEMENT	90.00	99 E 600 358 235000 360	03/10/2023
				Totals for Gaede, Julie	90.00		
183226	03/10/2023	Garcia, Joshua	0 QTR 2 2022-2023	RVA INTERNET REIMBURSEMENT	90.00	99 E 600 358 235000 360	03/10/2023
				Totals for Garcia, Joshua	90.00		
183227	03/10/2023	Gardebrecht, Nyssa	0 QTR 2 2022-2023	RVA INTERNET REIMBURSEMENT	90.00	99 E 600 358 235000 360	03/10/2023
				Totals for Gardebrecht, Nyssa	90.00		

CHECK #	CHECK DATE	VENDOR	PO NUMBER	INVOICE #	DESCRIPTION	CHECK AMOUNT	ACCOUNT NUMBER	POST DATE
183228	03/10/2023	Gardner, Jena	0	QTR 2 2022-2023	RVA INTERNET REIMBURSEMENT	90.00	99 E 600 358 235000 360	03/10/2023
					Totals for Gardner, Jena	90.00		
183229	03/10/2023	Gartner, Mikella	0	QTR 2 2022-2023	RVA INTERNET REIMBURSEMENT	90.00	99 E 600 358 235000 360	03/10/2023
					Totals for Gartner, Mikella	90.00		
183230	03/10/2023	Garvey, Dana	0	QTR 2 2022-2023	RVA INTERNET REIMBURSEMENT	90.00	99 E 600 358 235000 360	03/10/2023
					Totals for Garvey, Dana	90.00		
183231	03/10/2023	Gauthier, Jessica	0	QTR 2 2022-2023	RVA INTERNET REIMBURSEMENT	90.00	99 E 600 358 235000 360	03/10/2023
					Totals for Gauthier, Jessica	90.00		
183232	03/10/2023	Gebczyk, Robert	0	QTR 2 2022-2023	RVA INTERNET REIMBURSEMENT	90.00	99 E 600 358 235000 360	03/10/2023
					Totals for Gebczyk, Robert	90.00		
183233	03/10/2023	Geiger, Jennifer	0	QTR 2 2022-2023	RVA INTERNET REIMBURSEMENT	90.00	99 E 600 358 235000 360	03/10/2023
					Totals for Geiger, Jennifer	90.00		
183234	03/10/2023	Geiger, Ron	0	QTR 2 2022-2023	RVA INTERNET REIMBURSEMENT	90.00	99 E 600 358 235000 360	03/10/2023
					Totals for Geiger, Ron	90.00		
183235	03/10/2023	Genrich, Shannon	0	QTR 2 2022-2023	RVA INTERNET REIMBURSEMENT	90.00	99 E 600 358 235000 360	03/10/2023
					Totals for Genrich, Shannon	90.00		
183236	03/10/2023	Georgeson, Jennifer	0	QTR 2 2022-2023	RVA INTERNET REIMBURSEMENT	90.00	99 E 600 358 235000 360	03/10/2023
					Totals for Georgeson, Jennifer	90.00		
183237	03/10/2023	Georgeson, Stephany	0	QTR 2 2022-2023	RVA INTERNET REIMBURSEMENT	90.00	99 E 600 358 235000 360	03/10/2023
					Totals for Georgeson, Stephany	90.00		
183238	03/10/2023	Gerhardstein, Veronica	0	QTR 2 2022-2023	RVA INTERNET REIMBURSEMENT	90.00	99 E 600 358 235000 360	03/10/2023
					Totals for Gerhardstein, Veronica	90.00		
183239	03/10/2023	Gibson, Peggy	0	QTR 2 2022-2023	RVA INTERNET REIMBURSEMENT	90.00	99 E 600 358 235000 360	03/10/2023
					Totals for Gibson, Peggy	90.00		
183240	03/10/2023	Gilbertson, Jennifer	0	QTR 2 2022-2023	RVA INTERNET REIMBURSEMENT	90.00	99 E 600 358 235000 360	03/10/2023
					Totals for Gilbertson, Jennifer	90.00		
183241	03/10/2023	Gillespie, Tina	0	QTR 2 2022-2023	RVA INTERNET REIMBURSEMENT	90.00	99 E 600 358 235000 360	03/10/2023
					Totals for Gillespie, Tina	90.00		
183242	03/10/2023	Gilmour, Erin	0	QTR 2 2022-2023	RVA INTERNET REIMBURSEMENT	90.00	99 E 600 358 235000 360	03/10/2023
					Totals for Gilmour, Erin	90.00		
183243	03/10/2023	Glab, Michelle	0	QTR 2 2022-2023	RVA INTERNET REIMBURSEMENT	90.00	99 E 600 358 235000 360	03/10/2023
					Totals for Glab, Michelle	90.00		
183244	03/10/2023	Gleesing, Krystal	0	QTR 2 2022-2023	RVA INTERNET REIMBURSEMENT	90.00	99 E 600 358 235000 360	03/10/2023
					Totals for Gleesing, Krystal	90.00		
183245	03/10/2023	Gneiser, Ruthann	0	QTR 2 2022-2023	RVA INTERNET REIMBURSEMENT	90.00	99 E 600 358 235000 360	03/10/2023
					Totals for Gneiser, Ruthann	90.00		
183246	03/10/2023	Gnewikow, Sarah	0	QTR 2 2022-2023	RVA INTERNET REIMBURSEMENT	90.00	99 E 600 358 235000 360	03/10/2023
					Totals for Gnewikow, Sarah	90.00		
183247	03/10/2023	Goeldner, Andrea	0	QTR 2 2022-2023	RVA INTERNET REIMBURSEMENT	90.00	99 E 600 358 235000 360	03/10/2023

CHECK #	CHECK DATE	VENDOR	PO INVOICE #	DESCRIPTION	CHECK AMOUNT	ACCOUNT	POST DATE
			NUMBER			NUMBER	
				Totals for Goeldner, Andrea	90.00		
183248	03/10/2023	Gollubske, Deanna	0 QTR 2 2022-2023	RVA INTERNET REIMBURSEMENT	90.00	99 E 600 358 235000 360	03/10/2023
				Totals for Gollubske, Deanna	90.00		
183249	03/10/2023	Gosse, Brittany	0 QTR 2 2022-2023	RVA INTERNET REIMBURSEMENT	90.00	99 E 600 358 235000 360	03/10/2023
				Totals for Gosse, Brittany	90.00		
183250	03/10/2023	Grabian, Tiffany	0 QTR 2 2022-2023	RVA INTERNET REIMBURSEMENT	90.00	99 E 600 358 235000 360	03/10/2023
				Totals for Grabian, Tiffany	90.00		
183251	03/10/2023	Graf, Maria	0 QTR 2 2022-2023	RVA INTERNET REIMBURSEMENT	90.00	99 E 600 358 235000 360	03/10/2023
				Totals for Graf, Maria	90.00		
183252	03/10/2023	Greenman, Molly	0 QTR 2 2022-2023	RVA INTERNET REIMBURSEMENT	90.00	99 E 600 358 235000 360	03/10/2023
				Totals for Greenman, Molly	90.00		
183253	03/10/2023	Gregurich, Michelle	0 QTR 2 2022-2023	RVA INTERNET REIMBURSEMENT	90.00	99 E 600 358 235000 360	03/10/2023
				Totals for Gregurich, Michelle	90.00		
183254	03/10/2023	Grover, Clarissa	0 QTR 2 2022-2023	RVA INTERNET REIMBURSEMENT	90.00	99 E 600 358 235000 360	03/10/2023
				Totals for Grover, Clarissa	90.00		
183255	03/10/2023	Guenthner, Jennifer	0 QTR 2 2022-2023	RVA INTERNET REIMBURSEMENT	90.00	99 E 600 358 235000 360	03/10/2023
				Totals for Guenthner, Jennifer	90.00		
183256	03/15/2023	WI SCTF	0 20230315ADDGA	WI	763.31	10 L 000 000 811680 000	03/15/2023
				SCTF-B.Wert-6063683-\$73.00,J.Cliver			
				-778717-\$100.00,T.Swedlund-8232335-			
				\$590.31			
				Totals for WI SCTF	763.31		
183258	03/15/2023	Medford Educational Foundation	0 20220915ADDME	3/15Medford Educational Foundation	8.00	10 L 000 000 811690 000	03/15/2023
183258	03/15/2023	Medford Educational Foundation	0 20220915ADDME	3/15Medford Educational Foundation	20.00	10 R 800 291 500000 000	03/15/2023
183258	03/15/2023	Medford Educational Foundation	0 20220915ADDME	3/15Medford Educational Foundation	3.00	27 L 000 000 811690 000	03/15/2023
183258	03/15/2023	Medford Educational Foundation	0 20220930ADDME	3/15Medford Educational Foundation	10.00	10 L 000 000 811690 000	03/15/2023
183258	03/15/2023	Medford Educational Foundation	0 20220930ADDME	3/15Medford Educational Foundation	3.00	27 L 000 000 811690 000	03/15/2023
183258	03/15/2023	Medford Educational Foundation	0 20221014ADDME	3/15Medford Educational Foundation	10.00	10 L 000 000 811690 000	03/15/2023
183258	03/15/2023	Medford Educational Foundation	0 20221014ADDME	3/15Medford Educational Foundation	3.00	27 L 000 000 811690 000	03/15/2023
183258	03/15/2023	Medford Educational Foundation	0 20221031ADDME	3/15Medford Educational Foundation	10.00	10 L 000 000 811690 000	03/15/2023
183258	03/15/2023	Medford Educational Foundation	0 20221031ADDME	3/15Medford Educational Foundation	3.00	27 L 000 000 811690 000	03/15/2023
183258	03/15/2023	Medford Educational Foundation	0 20221115ADDME	3/15Medford Educational Foundation	10.00	10 L 000 000 811690 000	03/15/2023
183258	03/15/2023	Medford Educational Foundation	0 20221115ADDME	3/15Medford Educational Foundation	3.00	27 L 000 000 811690 000	03/15/2023
183258	03/15/2023	Medford Educational Foundation	0 20221130ADDME	3/15Medford Educational Foundation	10.00	10 L 000 000 811690 000	03/15/2023
183258	03/15/2023	Medford Educational Foundation	0 20221130ADDME	3/15Medford Educational Foundation	3.00	27 L 000 000 811690 000	03/15/2023
183258	03/15/2023	Medford Educational Foundation	0 20221215ADDME	3/15Medford Educational Foundation	10.00	10 L 000 000 811690 000	03/15/2023
183258	03/15/2023	Medford Educational Foundation	0 20221215ADDME	3/15Medford Educational Foundation	3.00	27 L 000 000 811690 000	03/15/2023
183258	03/15/2023	Medford Educational Foundation	0 20221230ADDME	3/15Medford Educational Foundation	10.00	10 L 000 000 811690 000	03/15/2023
183258	03/15/2023	Medford Educational Foundation	0 20221230ADDME	3/15Medford Educational Foundation	3.00	27 L 000 000 811690 000	03/15/2023

CHECK #	CHECK DATE	VENDOR	PO	INVOICE #	DESCRIPTION	CHECK AMOUNT	ACCOUNT	POST DATE
			NUMBER				NUMBER	
183258	03/15/2023	Medford Educational Foundation	0	20230113ADDME	3/15Medford Educational Foundation	10.00	10 L 000 000 811690 000	03/15/2023
183258	03/15/2023	Medford Educational Foundation	0	20230113ADDME	3/15Medford Educational Foundation	3.00	27 L 000 000 811690 000	03/15/2023
183258	03/15/2023	Medford Educational Foundation	0	20230131ADDME	3/15Medford Educational Foundation	10.00	10 L 000 000 811690 000	03/15/2023
183258	03/15/2023	Medford Educational Foundation	0	20230131ADDME	3/15Medford Educational Foundation	3.00	27 L 000 000 811690 000	03/15/2023
183258	03/15/2023	Medford Educational Foundation	0	20230215ADDME	3/15Medford Educational Foundation	10.00	10 L 000 000 811690 000	03/15/2023
183258	03/15/2023	Medford Educational Foundation	0	20230215ADDME	3/15Medford Educational Foundation	3.00	27 L 000 000 811690 000	03/15/2023
183258	03/15/2023	Medford Educational Foundation	0	20230228ADDME	3/15Medford Educational Foundation	10.00	10 L 000 000 811690 000	03/15/2023
183258	03/15/2023	Medford Educational Foundation	0	20230228ADDME	3/15Medford Educational Foundation	3.00	27 L 000 000 811690 000	03/15/2023
183258	03/15/2023	Medford Educational Foundation	0	20230315ADDME	3/15Medford Educational Foundation	10.00	10 L 000 000 811690 000	03/15/2023
183258	03/15/2023	Medford Educational Foundation	0	20230315ADDME	3/15Medford Educational Foundation	3.00	27 L 000 000 811690 000	03/15/2023
					Totals for Medford Educational Foundatio	187.00		
183259	03/14/2023	Medford Area Public School Dis	0	3/15/23	3/15/23 Payroll	600,522.40	10 A 000 000 711100 000	03/14/2023
					Totals for Medford Area Public School Di	600,522.40		
183260	03/14/2023	Hahn, Naemi	0	REFUND FS ACCOU	FOOD SERVICE ACCOUNT REFUND	21.40	50 R 800 251 257000 000	03/14/2023
					Totals for Hahn, Naemi	21.40		
183261	03/14/2023	Blue Edge Energy, LLC	0	4151	FEBRUARY NATURAL GAS	350.00	10 E 800 331 253000 000	03/14/2023
					Totals for Blue Edge Energy, LLC	350.00		
183262	03/14/2023	Brandt's Sleigh Rides	0	052276	RVA SLEIGH RIDE EVENT	650.00	99 E 600 940 110000 360	03/14/2023
					Totals for Brandt's Sleigh Rides	650.00		
183263	03/14/2023	City Of Medford	0	2023-2025	RENEWAL FOR PRIVATE WELL PERMIT	25.00	10 E 800 940 253000 000	03/14/2023
					Totals for City Of Medford	25.00		
183264	03/14/2023	Heinzen Promotional	0	PROM-4051	RVA TSHIRTS	110.40	99 E 600 411 235000 360	03/14/2023
183264	03/14/2023	Heinzen Promotional	0	PROM-4074	RVA SHIRTS	1,213.70	99 E 600 411 235000 360	03/14/2023
					Totals for Heinzen Promotional	1,324.10		
183265	03/14/2023	Medford Area Chamber Of Commer	0	4/22/23	WELLNESS PINE LINE MARATHON RELAY	100.00	10 E 800 940 232000 000	03/14/2023
					TEAM REGISTRATION			
					Totals for Medford Area Chamber Of Comme	100.00		
183266	03/14/2023	NCS Pearson, Inc.	9002200199	20091340	School psyc testing supplies	103.00	27 E 800 490 215200 341	03/14/2023
					Totals for NCS Pearson, Inc.	103.00		
183267	03/14/2023	Steinhoff, LLC	0	3/10/23	RVA DRIVER'S EDUCATION 2023 SPRING	2,600.00	99 E 600 310 120000 360	03/14/2023
					SEMESTER STUDENTS			
					Totals for Steinhoff, LLC	2,600.00		
183268	03/14/2023	Wil-Kil Pest Control	0	4583718	MAES PEST CONTROL	31.65	50 E 800 324 257000 000	03/14/2023
183268	03/14/2023	Wil-Kil Pest Control	0	4583718	MAES PEST CONTROL	31.65	10 E 100 324 253000 000	03/14/2023
183268	03/14/2023	Wil-Kil Pest Control	0	4583767	MAMS PEST CONTROL	29.15	50 E 800 324 257000 000	03/14/2023
183268	03/14/2023	Wil-Kil Pest Control	0	4583767	MAMS PEST CONTROL	29.15	10 E 200 324 253000 000	03/14/2023
183268	03/14/2023	Wil-Kil Pest Control	0	4583768	MASH PEST CONTROL	29.15	10 E 400 324 253000 000	03/14/2023
183268	03/14/2023	Wil-Kil Pest Control	0	4583768	MASH PEST CONTROL	29.15	50 E 800 324 257000 000	03/14/2023
					Totals for Wil-Kil Pest Control	179.90		

CHECK #	CHECK DATE	VENDOR	PO INVOICE #	DESCRIPTION	CHECK AMOUNT	ACCOUNT	POST DATE
			NUMBER			NUMBER	
183269	03/14/2023	Xcel Energy	0 52-6418442-5	SES ELECTRICITY: 1/30-3/1/23	1,563.92	10 E 800 336 253000 000	03/14/2023
				Totals for Xcel Energy	1,563.92		
183270	03/15/2023	Advance Auto Parts	0 2217-861958	AG SUPPLIES: TESTER/FUNNEL	49.76	10 E 400 411 131000 000	03/15/2023
183270	03/15/2023	Advance Auto Parts	0 2217-862060	AG SUPPLIES	58.86	10 E 400 411 131000 000	03/15/2023
183270	03/15/2023	Advance Auto Parts	0 2217-862063	AG SUPPLIES: LUBE ELEMENT	6.92	10 E 400 411 131000 000	03/15/2023
183270	03/15/2023	Advance Auto Parts	0 2217-862323	MASH MAINT SUPPLIES: BATTERY CABLES/TERMINAL	46.41	10 E 400 411 253000 000	03/15/2023
				Totals for Advance Auto Parts	161.95		
183271	03/15/2023	Ampro Data Services	8002200252 C86910	27 HP probooks for Business Education. Will be ordered by Ted, Paid by ESSER	25,623.00	10 E 800 482 129300 163	03/15/2023
183271	03/15/2023	Ampro Data Services	9002200150 C86902	ink for SPED printers	145.00	27 E 800 481 158700 341	03/15/2023
				Totals for Ampro Data Services	25,768.00		
183272	03/15/2023	Apple Inc.	4002200331 AL07944480	5 iPads for library catalog Kiosks & STEM centers TED WILSON WILL ORDER AFTER APPROVED.	1,495.00	10 E 400 482 222200 031	03/15/2023
				Totals for Apple Inc.	1,495.00		
183273	03/15/2023	Batteries Plus	8012200105 P59933338	2022-2023 District Battery and Light Supplies	779.40	10 E 400 411 253000 000	03/15/2023
				Totals for Batteries Plus	779.40		
183274	03/15/2023	Bauman Associates Ltd	0 118603	PROFESSIONAL SERVICES	125.00	10 E 800 310 231000 000	03/15/2023
				Totals for Bauman Associates Ltd	125.00		
183275	03/15/2023	Broadway Theatre	0 20230063	DFC GRANT MOVIE: HOW TO TRAIN YOUR DRAGON	300.00	80 E 800 411 390000 901	03/15/2023
183275	03/15/2023	Broadway Theatre	0 20230065	SES/MAES GRAND THEATRE BACKUP	620.00	21 E 101 411 240000 130	03/15/2023
183275	03/15/2023	Broadway Theatre	0 20230065	SES/MAES GRAND THEATRE BACKUP	1,580.00	21 E 100 411 240000 080	03/15/2023
183275	03/15/2023	Broadway Theatre	0 20230066	MAMS MINI COURSE	150.00	21 E 200 411 240000 235	03/15/2023
				Totals for Broadway Theatre	2,650.00		
183276	03/15/2023	Central Wisconsin Auto Parts	0 394866	MASH SUPPLIES: ADAPTERS	24.02	10 E 400 411 253000 000	03/15/2023
				Totals for Central Wisconsin Auto Parts	24.02		
183277	03/15/2023	Central Wisconsin Publications	0 212463	RVA	1,789.52	99 E 600 351 263300 360	03/15/2023
183277	03/15/2023	Central Wisconsin Publications	0 214128	BOE/EMP/CHILD DEVELOPMENT/EDUCATOR OF THE MONTH	510.75	10 E 800 351 231000 000	03/15/2023
183277	03/15/2023	Central Wisconsin Publications	0 214128	BOE/EMP/CHILD DEVELOPMENT/EDUCATOR OF THE MONTH	429.00	27 E 800 351 263300 347	03/15/2023
183277	03/15/2023	Central Wisconsin Publications	0 214211	TAYLOR COUNTY DOP	225.00	80 E 800 351 390000 901	03/15/2023
				Totals for Central Wisconsin Publication	2,954.27		
183278	03/15/2023	Cintas	0 4146572963	SES RUGS	292.74	10 E 101 324 253000 000	03/15/2023
				Totals for Cintas	292.74		

CHECK #	CHECK DATE	VENDOR	PO	INVOICE #	DESCRIPTION	CHECK AMOUNT	ACCOUNT	POST DATE
			NUMBER				NUMBER	
183279	03/15/2023	Complete Control Inc	0	SRVCE048184	MASH/MAMS FLEX CLIENT TRAINING	242.25	10 E 200 310 253000 000	03/15/2023
183279	03/15/2023	Complete Control Inc	0	SRVCE048184	MASH/MAMS FLEX CLIENT TRAINING	242.25	10 E 400 310 253000 000	03/15/2023
183279	03/15/2023	Complete Control Inc	0	SRVCE048185	REPAIR FROZEN COIL	1,993.44	10 E 400 324 254300 000	03/15/2023
183279	03/15/2023	Complete Control Inc	0	SRVCE048186	MAES REPLACEMENT OF WATER PUMP	1,419.02	10 E 100 324 254300 000	03/15/2023
183279	03/15/2023	Complete Control Inc	0	SRVCE048187	MASH REPAIR TO PINCED WIRES & BLOWN TRANSFORMER ON UNIT	148.25	10 E 400 324 254300 000	03/15/2023
183279	03/15/2023	Complete Control Inc	0	SRVCE048188	MAMS: BOILER MAINTENANCE KITS	995.27	10 E 200 324 254300 000	03/15/2023
183279	03/15/2023	Complete Control Inc	8002200206	JC10766	Main Door Security Upgrade	950.00	10 E 800 482 295000 000	03/15/2023
					Totals for Complete Control Inc	5,990.48		
183280	03/15/2023	Complex Security Solutions Inc	8002200213	943669	Security camera update	5,000.00	10 E 800 360 295000 000	03/15/2023
183280	03/15/2023	Complex Security Solutions Inc	8002200213	943670	Security camera update	1,850.00	10 E 800 360 295000 000	03/15/2023
183280	03/15/2023	Complex Security Solutions Inc	8002200213	943749	Security camera update	4,999.99	10 E 800 360 295000 000	03/15/2023
					Totals for Complex Security Solutions In	11,849.99		
183281	03/15/2023	Country Meats	0	376274	FFA MEAT STICKS	472.00	21 E 400 411 240000 444	03/15/2023
					Totals for Country Meats	472.00		
183282	03/15/2023	Cresisher, Jon	0	2/27/23	RVA EVENTS/ACTIVITIES CORNHOLR BOARDS	600.00	99 E 600 411 161000 360	03/15/2023
					Totals for Cresisher, Jon	600.00		
183283	03/15/2023	E-Therapy LLC	0	29616	SPEECH THERAPY \$487.50/PHYSICAL THERAPY \$1,163.75	1,163.75	27 E 600 360 218200 019	03/15/2023
183283	03/15/2023	E-Therapy LLC	0	29616	SPEECH THERAPY \$487.50/PHYSICAL THERAPY \$1,163.75	487.50	27 E 600 360 218100 019	03/15/2023
					Totals for E-Therapy LLC	1,651.25		
183284	03/15/2023	Evan-Moor	6012200064	INV364018	Evan Moor Math Fluency	29.98	27 E 600 470 158700 019	03/15/2023
183284	03/15/2023	Evan-Moor	6012200065	INV364019	Evan Moor Daily Writing	36.98	27 E 600 470 158700 019	03/15/2023
					Totals for Evan-Moor	66.96		
183285	03/15/2023	Follett Content Solutions, LLC	2002200105	1502260	Follett	153.20	10 E 200 432 222200 031	03/15/2023
183285	03/15/2023	Follett Content Solutions, LLC	2002200105	622998	Follett	203.19	10 E 200 432 222200 031	03/15/2023
183285	03/15/2023	Follett Content Solutions, LLC	2002200105	623004	Follett	61.96	10 E 200 432 222200 031	03/15/2023
					Totals for Follett Content Solutions, LL	418.35		
183286	03/15/2023	Follett Book Company	3002200234	617042A	books	617.63	10 E 100 432 222200 031	03/15/2023
183286	03/15/2023	Follett Book Company	4002200192	616559F	book orders for newly published titles *blanket PO so I can place orders throughout the semester	49.22	10 E 400 432 222200 031	03/15/2023
183286	03/15/2023	Follett Book Company	4002200192	619929A	book orders for newly published titles *blanket PO so I can place orders throughout the semester	511.91	10 E 400 432 222200 031	03/15/2023

CHECK #	CHECK DATE	VENDOR	PO INVOICE #		DESCRIPTION	CHECK AMOUNT	ACCOUNT				POST DATE		
			NUMBER	NUMBER			NUMBER	NUMBER	NUMBER	NUMBER			
					Totals for Follett Book Company	1,178.76							
183287	03/15/2023	Full Compass Systems Ltd	4002200330	INC02299875	portable sound system with	1,918.83	10	E	400	482	222200	031	03/15/2023
					wireless microphone for check out								
183287	03/15/2023	Full Compass Systems Ltd	4002200330	INC02301872	portable sound system with	36.83	10	E	400	482	222200	031	03/15/2023
					wireless microphone for check out								
					Totals for Full Compass Systems Ltd	1,955.66							
183288	03/15/2023	Hamland, Sarah	0	2/17/23	MAMS DANCE DJ	250.00	21	E	200	310	240000	272	03/15/2023
					Totals for Hamland, Sarah	250.00							
183289	03/15/2023	Heggerty	3002200248	264614	Pre-Kindergarten Curriculum	336.42	10	E	100	411	110000	000	03/15/2023
183289	03/15/2023	Heggerty	3002200248	264614	Pre-Kindergarten Curriculum	144.18	10	E	101	411	110000	000	03/15/2023
					Totals for Heggerty	480.60							
183290	03/15/2023	Hillyard Inc.	0	700532037	MAES SCRUBBER REPAIR	1,116.01	10	E	100	324	254490	000	03/15/2023
183290	03/15/2023	Hillyard Inc.	4012200123	605002834	2022-2023 Custodial Supplies:	421.87	10	E	400	411	253000	000	03/15/2023
					CREDIT \$1,583.88								
					Totals for Hillyard Inc.	1,537.88							
183291	03/15/2023	Impact Protective Coatings L.L	4012200147	164456	Concession Building Epoxy Floor	9,413.71	10	E	400	542	255100	000	03/15/2023
					Totals for Impact Protective Coatings L.	9,413.71							
183292	03/15/2023	IXL Learning	6002200262	S459367	IXL Classroom License	719.00	99	E	600	360	110000	360	03/15/2023
					Totals for IXL Learning	719.00							
183293	03/15/2023	Jostens Inc	4002200306	29537124	Diplomas	1,484.45	10	E	400	411	213000	000	03/15/2023
					Totals for Jostens Inc	1,484.45							
183294	03/15/2023	JW Pepper & Sons, Inc.	2002200120	365014305	music literature	189.87	10	E	200	411	125500	000	03/15/2023
					Totals for JW Pepper & Sons, Inc.	189.87							
183295	03/15/2023	Logic of English	6012200059	SI172569	Logic of English Curriculum order	219.43	27	E	600	470	158700	019	03/15/2023
183295	03/15/2023	Logic of English	6012200060	SI-172551	Logic of English Online Order	24.99	27	E	600	360	158700	019	03/15/2023
183295	03/15/2023	Logic of English	6012200062	SI-172663	Essentials 8-15 Student Course (online)	49.99	27	E	600	439	158700	019	03/15/2023
183295	03/15/2023	Logic of English	6012200063	SI-172665	Logic of English Foundations C	24.99	27	E	600	470	158700	019	03/15/2023
183295	03/15/2023	Logic of English	6012200063	SI-172673	Logic of English Foundations C	124.38	27	E	600	470	158700	019	03/15/2023
					Totals for Logic of English	443.78							
183296	03/15/2023	Marshfield Book & Stationery	0	363641	MAES DESK KEYS	28.00	10	E	100	411	253000	000	03/15/2023
183296	03/15/2023	Marshfield Book & Stationery	8002200199	363637	CASSANDRA/AUDRA/BECKY OFFICE DESKS	32,256.65	10	E	800	542	255300	163	03/15/2023
183296	03/15/2023	Marshfield Book & Stationery	8002200199	363637	CASSANDRA/AUDRA/BECKY OFFICE DESKS	5,692.35	99	E	600	542	255300	360	03/15/2023
					Totals for Marshfield Book & Stationery	37,977.00							
183297	03/15/2023	Medford Chrysler Center	0	70191	VAN #2 OIL CHANGE/INSPECTION	777.00	10	E	800	324	253000	000	03/15/2023
					Totals for Medford Chrysler Center	777.00							
183298	03/15/2023	Medford Motors Inc	0	37589	RVA VEHICLE OIL CHANGE/INSPECTION	121.90	99	E	600	324	253000	360	03/15/2023
					Totals for Medford Motors Inc	121.90							
183299	03/15/2023	Mid-Wisconsin Beverage Inc	0	2142023	MAMS VENDING	84.00	21	E	200	411	240000	249	03/15/2023

CHECK #	CHECK DATE	VENDOR	PO	INVOICE #	DESCRIPTION	CHECK AMOUNT	ACCOUNT				POST DATE		
							NUMBER	NUMBER	NUMBER	NUMBER			
183299	03/15/2023	Mid-Wisconsin Beverage Inc	0	2901915	MASH RAIDER CAFE	1,045.00	21	E	400	411	240000	411	03/15/2023
183299	03/15/2023	Mid-Wisconsin Beverage Inc	0	2901916	MASH STUDENT VENDING	349.18	21	E	400	411	120000	610	03/15/2023
183299	03/15/2023	Mid-Wisconsin Beverage Inc	0	2901918	MASH MARKETING VENDING	648.00	21	E	400	411	120000	609	03/15/2023
					Totals for Mid-Wisconsin Beverage Inc	2,126.18							
183300	03/15/2023	Moving Beyond the Page	6002200155	276943	Open PO	488.12	99	E	600	470	110000	360	03/15/2023
					Totals for Moving Beyond the Page	488.12							
183301	03/15/2023	Nassco Inc	4012200124	6261771	2022-2023 Nassco Custodial Supplies	451.05	10	E	400	411	253000	000	03/15/2023
					Totals for Nassco Inc	451.05							
183302	03/15/2023	National Association for Music	0	000035667	MEMBERSHIP 1 YEAR:B. RISCH	130.00	10	E	200	940	125400	000	03/15/2023
					Totals for National Association for Musi	130.00							
183303	03/15/2023	New Moon Ski Shop	2002200147	010923165319937	PHYS Ed XCountry ski supplies	1,180.00	10	E	400	411	143000	000	03/15/2023
					Totals for New Moon Ski Shop	1,180.00							
183304	03/15/2023	Pitsco Education	2002200272	23-000004377	Pitsco Reorder for out of stock item	187.99	10	E	200	411	136000	000	03/15/2023
					Totals for Pitsco Education	187.99							
183305	03/15/2023	Plaques Plus	0	3666	FFA PLAQUES	406.20	21	E	400	411	240000	444	03/15/2023
					Totals for Plaques Plus	406.20							
183306	03/15/2023	Quality Door & Hardware	2012200118	712589	Door Closer	554.81	10	E	200	440	254300	000	03/15/2023
					Totals for Quality Door & Hardware	554.81							
183307	03/15/2023	Quik Print	0	73624	Grade 5 Copying math books	236.93	10	E	200	411	110000	000	03/15/2023
183307	03/15/2023	Quik Print	3002200137	73624	copying math workbooks	224.04	10	E	100	411	110000	000	03/15/2023
183307	03/15/2023	Quik Print	3002200137	73624	copying math workbooks	272.21	10	E	101	411	110000	000	03/15/2023
					Totals for Quik Print	733.18							
183308	03/15/2023	Renning, Lewis & Lacy, S.C.	0	7316326	RVA PROFESSIONAL SERVICES	210.00	99	E	600	310	231500	360	03/15/2023
					Totals for Renning, Lewis & Lacy, S.C.	210.00							
183309	03/15/2023	RJ Cooper & Associates	9002200277	53043	mounting arm	134.00	27	E	800	481	156600	341	03/15/2023
					Totals for RJ Cooper & Associates	134.00							
183310	03/15/2023	S.A.N.E.	8002200243	84311	Perkins Funds for supplies for FACS (education) See attached list.	999.31	10	E	800	411	135000	400	03/15/2023
					Totals for S.A.N.E.	999.31							
183311	03/15/2023	Stacy Luther, LLC	0	2/25/23	GROWTH & DEVELOPMENT/EDUCATOR WELLNESS PRESENTATIONS	725.00	10	E	800	310	221200	297	03/15/2023
					Totals for Stacy Luther, LLC	725.00							
183312	03/15/2023	Taylor County	0	1/20/23	MAES TUBING EVENT: QTY 146	500.00	10	E	100	940	110000	000	03/15/2023
183312	03/15/2023	Taylor County	0	1/20/23	MAES TUBING EVENT: QTY 146	230.00	10	E	101	940	110000	000	03/15/2023
183312	03/15/2023	Taylor County	0	2/24/23	MAMS MINI COURSE TUBING EVENT: QTY	385.00	21	E	200	940	240000	235	03/15/2023

CHECK #	CHECK DATE	VENDOR	PO INVOICE #	DESCRIPTION	CHECK AMOUNT	ACCOUNT	POST DATE
			NUMBER			NUMBER	
Totals for Taylor County					1,115.00		
183313	03/15/2023	Taylor County Highway Dept	0 1/14-2/10/23	SALTING	1,148.41	10 E 400 324 253000 000	03/15/2023
183313	03/15/2023	Taylor County Highway Dept	0 1/14-2/10/23	SALTING	1,148.41	10 E 100 324 253000 000	03/15/2023
183313	03/15/2023	Taylor County Highway Dept	0 1/14-2/10/23	SALTING	328.12	10 E 101 324 253000 000	03/15/2023
183313	03/15/2023	Taylor County Highway Dept	0 1/14-2/10/23	SALTING	656.23	10 E 200 324 253000 000	03/15/2023
Totals for Taylor County Highway Dept					3,281.17		
183314	03/15/2023	Taylor County Family Care Clinic, L	0 41311	LEVLE 2 VISIT: N. CRUZ	120.00	10 E 800 310 260000 000	03/15/2023
183314	03/15/2023	Taylor County Family Care Clinic, L	0 41422	DOT PHYSICAL: R. HARRIS	95.00	10 E 800 310 260000 000	03/15/2023
183314	03/15/2023	Taylor County Family Care Clinic, L	0 41499	DOT PHYSICAL: D. KONCEL	95.00	10 E 800 310 260000 000	03/15/2023
Totals for Taylor County Family Care Clinic,					310.00		
183315	03/15/2023	TestOut	4002200353	INV621313 one license for it essentials	99.00	10 E 400 360 132000 000	03/15/2023
Totals for TestOut					99.00		
183316	03/15/2023	Wheeler's Chevrolet of Medford,	0 00774	TRUCK #9 SERVICE	617.39	10 E 800 324 254500 000	03/15/2023
183316	03/15/2023	Wheeler's Chevrolet of Medford,	0 00803	RVA TAHOE OIL CHANGE/INSPECTION	129.93	99 E 600 324 253000 360	03/15/2023
Totals for Wheeler's Chevrolet of Medford					747.32		
183317	03/15/2023	Wilson Language Training	8002200245	1968579 Items to support students in programming.	560.52	10 E 800 439 122000 141	03/15/2023
Totals for Wilson Language Training					560.52		
183318	03/16/2023	EMC Insurance Companies	0 7000555642	INSURANCE	2,034.02	10 E 800 711 270000 000	03/16/2023
183318	03/16/2023	EMC Insurance Companies	0 7000555642	INSURANCE	2,574.63	10 E 800 712 270000 000	03/16/2023
183318	03/16/2023	EMC Insurance Companies	0 7000555642	INSURANCE	4,606.58	10 E 800 713 270000 000	03/16/2023
183318	03/16/2023	EMC Insurance Companies	0 7000555642	INSURANCE	105.47	10 E 800 714 270000 000	03/16/2023
Totals for EMC Insurance Companies					9,320.70		
183319	03/16/2023	Feddick Snowplowing	0 2672	SNOWPLOWING 2/21-2/27	2,950.00	10 E 400 329 253000 000	03/16/2023
183319	03/16/2023	Feddick Snowplowing	0 2672	SNOWPLOWING 2/21-2/27	1,222.50	10 E 100 329 253000 000	03/16/2023
183319	03/16/2023	Feddick Snowplowing	0 2672	SNOWPLOWING 2/21-2/27	720.00	10 E 200 329 253000 000	03/16/2023
183319	03/16/2023	Feddick Snowplowing	0 2672	SNOWPLOWING 2/21-2/27	480.00	10 E 101 329 253000 000	03/16/2023
183319	03/16/2023	Feddick Snowplowing	0 2672	SNOWPLOWING 2/21-2/27	555.00	10 E 800 329 253000 000	03/16/2023
Totals for Feddick Snowplowing					5,927.50		
183320	03/16/2023	Kwik Trip	0 002239281	FUEL/MAMS DONUT SALES	39.64	10 E 800 348 253000 000	03/16/2023
183320	03/16/2023	Kwik Trip	0 002239281	FUEL/MAMS DONUT SALES	374.48	21 E 200 411 240000 267	03/16/2023
Totals for Kwik Trip					414.12		
183321	03/16/2023	TDS Telecom	0 715-678-2600	SES: 3/10/23-4/9/23	408.10	10 E 800 355 260000 000	03/16/2023
183321	03/16/2023	TDS Telecom	0 715-693-0505	MOSINEE RVA: 3/9/23-4/10/23	39.15	99 E 600 355 263300 360	03/16/2023
183321	03/16/2023	TDS Telecom	0 715-748-2316	MAES: 3/10/23-4/9/23	710.45	10 E 800 355 260000 000	03/16/2023
183321	03/16/2023	TDS Telecom	0 715-748-2400	RVA: 3/10/23-4/9/23	2,159.87	99 E 600 355 263300 360	03/16/2023
183321	03/16/2023	TDS Telecom	0 715-748-2516	MAMS: 3/10/23-4/9/23	801.79	10 E 800 355 260000 000	03/16/2023
183321	03/16/2023	TDS Telecom	0 715-748-4620	DISTRICT OFFICE: 3/10/23-4/9/23	391.57	10 E 800 355 260000 000	03/16/2023
183321	03/16/2023	TDS Telecom	0 715-748-5951	MASH: 3/10/23-4/9/23	975.17	10 E 800 355 260000 000	03/16/2023

CHECK #	CHECK DATE	VENDOR	PO INVOICE #	DESCRIPTION	CHECK AMOUNT	ACCOUNT	POST DATE
			NUMBER			NUMBER	
				Totals for TDS Telecom	5,486.10		
183322	03/17/2023	Guden, Andrew	0 09-12/2022	JV FOOTBALL VS LAKELAND	55.00	10 E 400 310 162000 950	03/17/2023
				Totals for Guden, Andrew	55.00		
183323	03/17/2023	Guerrero Silva, Jose	0 QTR 2 2022-2023	RVA INTERNET REIMBURSEMENT	90.00	99 E 600 358 235000 360	03/17/2023
				Totals for Guerrero Silva, Jose	90.00		
183324	03/17/2023	Guillette, Natalie	0 QTR 2 2022-2023	RVA INTERNET REIMBURSEMENT	90.00	99 E 600 358 235000 360	03/17/2023
				Totals for Guillette, Natalie	90.00		
183325	03/17/2023	Gukenberger, Jennifer	0 QTR 2 2022-2023	RVA INTERNET REIMBURSEMENT	90.00	99 E 600 358 235000 360	03/17/2023
				Totals for Gukenberger, Jennifer	90.00		
183326	03/17/2023	Gulko, Marc	0 QTR 2 2022-2023	RVA INTERNET REIMBURSEMENT	90.00	99 E 600 358 235000 360	03/17/2023
				Totals for Gulko, Marc	90.00		
183327	03/17/2023	Gunderson, Kate	0 QTR 2 2022-2023	RVA INTERNET REIMBURSEMENT	90.00	99 E 600 358 235000 360	03/17/2023
				Totals for Gunderson, Kate	90.00		
183328	03/17/2023	Guns, Kayla	0 QTR 2 2022-2023	RVA INTERNET REIMBURSEMENT	90.00	99 E 600 358 235000 360	03/17/2023
				Totals for Guns, Kayla	90.00		
183329	03/17/2023	Gutowski, Shannon	0 QTR 2 2022-2023	RVA INTERNET REIMBURSEMENT	90.00	99 E 600 358 235000 360	03/17/2023
				Totals for Gutowski, Shannon	90.00		
183330	03/17/2023	Guzinski, Darcey	0 QTR 2 2022-2023	RVA INTERNET REIMBURSEMENT	90.00	99 E 600 358 235000 360	03/17/2023
				Totals for Guzinski, Darcey	90.00		
183331	03/17/2023	Gylten, Heather	0 QTR 2 2022-2023	RVA INTERNET REIMBURSEMENT	90.00	99 E 600 358 235000 360	03/17/2023
				Totals for Gylten, Heather	90.00		
183332	03/17/2023	Gysberg, Kimberly	0 QTR 2 2022-2023	RVA INTERNET REIMBURSEMENT	90.00	99 E 600 358 235000 360	03/17/2023
				Totals for Gysberg, Kimberly	90.00		
183333	03/17/2023	Habeck, Jennifer	0 QTR 2 2022-2023	RVA INTERNET REIMBURSEMENT	90.00	99 E 600 358 235000 360	03/17/2023
				Totals for Habeck, Jennifer	90.00		
183334	03/17/2023	Habedank, Amy	0 QTR 2 2022-2023	RVA INTERNET REIMBURSEMENT	90.00	99 E 600 358 235000 360	03/17/2023
				Totals for Habedank, Amy	90.00		
183335	03/17/2023	Hackbarth, Ann	0 QTR 2 2022-2023	RVA INTERNET REIMBURSEMENT	90.00	99 E 600 358 235000 360	03/17/2023
				Totals for Hackbarth, Ann	90.00		
183336	03/17/2023	Hadden, Anita	0 QTR 2 2022-2023	RVA INTERNET REIMBURSEMENT	90.00	99 E 600 358 235000 360	03/17/2023
				Totals for Hadden, Anita	90.00		
183337	03/17/2023	Hahn, Amy	0 QTR 2 2022-2023	RVA INTERNET REIMBURSEMENT	90.00	99 E 600 358 235000 360	03/17/2023
				Totals for Hahn, Amy	90.00		
183338	03/17/2023	Haigler, Jonathan	0 QTR 2 2022-2023	RVA INTERNET REIMBURSEMENT	90.00	99 E 600 358 235000 360	03/17/2023
				Totals for Haigler, Jonathan	90.00		
183339	03/17/2023	Halvorsen, Robert	0 QTR 2 2022-2023	RVA INTERNET REIMBURSEMENT	90.00	99 E 600 358 235000 360	03/17/2023
				Totals for Halvorsen, Robert	90.00		
183340	03/17/2023	Hamland, Janelle	0 QTR 2 2022-2023	RVA INTERNET REIMBURSEMENT	90.00	99 E 600 358 235000 360	03/17/2023
				Totals for Hamland, Janelle	90.00		

CHECK #	CHECK DATE	VENDOR	PO	INVOICE #	DESCRIPTION	CHECK AMOUNT	ACCOUNT	POST DATE
			NUMBER	NUMBER				
183341	03/17/2023	Hamm, Julie	0	QTR 2 2022-2023	RVA INTERNET REIMBURSEMENT	90.00	99 E 600 358 235000 360	03/17/2023
					Totals for Hamm, Julie	90.00		
183342	03/17/2023	Hansen, Janelle	0	QTR 2 2022-2023	RVA INTERNET REIMBURSEMENT	90.00	99 E 600 358 235000 360	03/17/2023
					Totals for Hansen, Janelle	90.00		
183343	03/17/2023	Hansen, Tammy	0	QTR 2 2022-2023	RVA INTERNET REIMBURSEMENT	90.00	99 E 600 358 235000 360	03/17/2023
					Totals for Hansen, Tammy	90.00		
183344	03/17/2023	Hanson, Serena	0	QTR 2 2022-2023	RVA INTERNET REIMBURSEMENT	90.00	99 E 600 358 235000 360	03/17/2023
					Totals for Hanson, Serena	90.00		
183345	03/17/2023	Hardrath, Lucinda	0	QTR 2 2022-2023	RVA INTERNET REIMBURSEMENT	90.00	99 E 600 358 235000 360	03/17/2023
					Totals for Hardrath, Lucinda	90.00		
183346	03/17/2023	Harper, Lisa	0	QTR 2 2022-2023	RVA INTERNET REIMBURSEMENT	90.00	99 E 600 358 235000 360	03/17/2023
					Totals for Harper, Lisa	90.00		
183347	03/17/2023	Harris, Eric	0	QTR 2 2022-2023	RVA INTERNET REIMBURSEMENT	90.00	99 E 600 358 235000 360	03/17/2023
					Totals for Harris, Eric	90.00		
183348	03/17/2023	Harrop, Leah	0	QTR 2 2022-2023	RVA INTERNET REIMBURSEMENT	90.00	99 E 600 358 235000 360	03/17/2023
					Totals for Harrop, Leah	90.00		
183349	03/17/2023	Hass, Tammy	0	QTR 2 2022-2023	RVA INTERNET REIMBURSEMENT	90.00	99 E 600 358 235000 360	03/17/2023
					Totals for Hass, Tammy	90.00		
183350	03/17/2023	Hatfield, Joan	0	QTR 2 2022-2023	RVA INTERNET REIMBURSEMENT	90.00	99 E 600 358 235000 360	03/17/2023
					Totals for Hatfield, Joan	90.00		
183351	03/17/2023	Heinz, Jeffery	0	QTR 2 2022-2023	RVA INTERNET REIMBURSEMENT	90.00	99 E 600 358 235000 360	03/17/2023
					Totals for Heinz, Jeffery	90.00		
183352	03/17/2023	Heinzen, Samantha	0	QTR 2 2022-2023	RVA INTERNET REIMBURSEMENT	90.00	99 E 600 358 235000 360	03/17/2023
					Totals for Heinzen, Samantha	90.00		
183353	03/17/2023	Helsing, Tabitha	0	QTR 2 2022-2023	RVA INTERNET REIMBURSEMENT	90.00	99 E 600 358 235000 360	03/17/2023
					Totals for Helsing, Tabitha	90.00		
183354	03/17/2023	Hembrook, Jennifer	0	QTR 2 2022-2023	RVA INTERNET REIMBURSEMENT	90.00	99 E 600 358 235000 360	03/17/2023
					Totals for Hembrook, Jennifer	90.00		
183355	03/17/2023	Henderson, Devin	0	QTR 2 2022-2023	RVA INTERNET REIMBURSEMENT	90.00	99 E 600 358 235000 360	03/17/2023
					Totals for Henderson, Devin	90.00		
183356	03/17/2023	Henderson, Lori	0	QTR 2 2022-2023	RVA INTERNET REIMBURSEMENT	90.00	99 E 600 358 235000 360	03/17/2023
					Totals for Henderson, Lori	90.00		
183357	03/17/2023	Henderson, Spencer	0	QTR 2 2022-2023	RVA INTERNET REIMBURSEMENT	90.00	99 E 600 358 235000 360	03/17/2023
					Totals for Henderson, Spencer	90.00		
183358	03/17/2023	Henriksen, Erin	0	QTR 2 2022-2023	RVA INTERNET REIMBURSEMENT	90.00	99 E 600 358 235000 360	03/17/2023
					Totals for Henriksen, Erin	90.00		
183359	03/17/2023	Henriquez, Maria	0	QTR 2 2022-2023	RVA INTERNET REIMBURSEMENT	90.00	99 E 600 358 235000 360	03/17/2023
					Totals for Henriquez, Maria	90.00		
183360	03/17/2023	Her, Leng	0	QTR 2 2022-2023	RVA INTERNET REIMBURSEMENT	90.00	99 E 600 358 235000 360	03/17/2023

CHECK #	CHECK DATE	VENDOR	PO NUMBER	INVOICE #	DESCRIPTION	CHECK AMOUNT	ACCOUNT NUMBER	POST DATE
					Totals for Her, Leng	90.00		
183361	03/17/2023	Herman, Amanda	0	QTR 2 2022-2023	RVA INTERNET REIMBURSEMENT	90.00	99 E 600 358 235000 360	03/17/2023
					Totals for Herman, Amanda	90.00		
183362	03/17/2023	Hernandez, Amy	0	QTR 2 2022-2023	RVA INTERNET REIMBURSEMENT	90.00	99 E 600 358 235000 360	03/17/2023
					Totals for Hernandez, Amy	90.00		
183363	03/17/2023	Heschke, Stephanie	0	QTR 2 2022-2023	RVA INTERNET REIMBURSEMENT	90.00	99 E 600 358 235000 360	03/17/2023
					Totals for Heschke, Stephanie	90.00		
183364	03/17/2023	Hillebrand, Vanessa	0	QTR 2 2022-2023	RVA INTERNET REIMBURSEMENT	90.00	99 E 600 358 235000 360	03/17/2023
					Totals for Hillebrand, Vanessa	90.00		
183365	03/17/2023	Trejo, Stephanie	0	QTR 2 2022-2023	RVA INTERNET REIMBURSEMENT	90.00	99 E 600 358 235000 360	03/17/2023
					Totals for Trejo, Stephanie	90.00		
183366	03/17/2023	Hintz, Rashelle	0	QTR 2 2022-2023	RVA INTERNET REIMBURSEMENT	90.00	99 E 600 358 235000 360	03/17/2023
					Totals for Hintz, Rashelle	90.00		
183367	03/17/2023	Hlasny, Darenda	0	QTR 2 2022-2023	RVA INTERNET REIMBURSEMENT	90.00	99 E 600 358 235000 360	03/17/2023
					Totals for Hlasny, Darenda	90.00		
183368	03/17/2023	Hoersten, Crystal	0	QTR 2 2022-2023	RVA INTERNET REIMBURSEMENT	90.00	99 E 600 358 235000 360	03/17/2023
					Totals for Hoersten, Crystal	90.00		
183369	03/17/2023	Hoffmann, Laura	0	QTR 2 2022-2023	RVA INTERNET REIMBURSEMENT	90.00	99 E 600 358 235000 360	03/17/2023
					Totals for Hoffmann, Laura	90.00		
183370	03/17/2023	Hoffmann, Stephanie	0	QTR 2 2022-2023	RVA INTERNET REIMBURSEMENT	90.00	99 E 600 358 235000 360	03/17/2023
					Totals for Hoffmann, Stephanie	90.00		
183371	03/17/2023	Holbach, Kristin	0	QTR 2 2022-2023	RVA INTERNET REIMBURSEMENT	90.00	99 E 600 358 235000 360	03/17/2023
					Totals for Holbach, Kristin	90.00		
183372	03/17/2023	Holdorf, Clarissa	0	QTR 2 2022-2023	RVA INTERNET REIMBURSEMENT	90.00	99 E 600 358 235000 360	03/17/2023
					Totals for Holdorf, Clarissa	90.00		
183373	03/17/2023	Holen, Jamie	0	QTR 2 2022-2023	RVA INTERNET REIMBURSEMENT	90.00	99 E 600 358 235000 360	03/17/2023
					Totals for Holen, Jamie	90.00		
183374	03/17/2023	Holmes, Frederick	0	QTR 2 2022-2023	RVA INTERNET REIMBURSEMENT	90.00	99 E 600 358 235000 360	03/17/2023
					Totals for Holmes, Frederick	90.00		
183375	03/17/2023	Holmgren, Geneva	0	QTR 2 2022-2023	RVA INTERNET REIMBURSEMENT	90.00	99 E 600 358 235000 360	03/17/2023
					Totals for Holmgren, Geneva	90.00		
183376	03/17/2023	Holum, Laura	0	QTR 2 2022-2023	RVA INTERNET REIMBURSEMENT	90.00	99 E 600 358 235000 360	03/17/2023
					Totals for Holum, Laura	90.00		
183377	03/17/2023	Honzik, Kasey	0	QTR 2 2022-2023	RVA INTERNET REIMBURSEMENT	90.00	99 E 600 358 235000 360	03/17/2023
					Totals for Honzik, Kasey	90.00		
183378	03/17/2023	Hood, Victoria	0	QTR 2 2022-2023	RVA INTERNET REIMBURSEMENT	90.00	99 E 600 358 235000 360	03/17/2023
					Totals for Hood, Victoria	90.00		
183379	03/17/2023	Hook Schroedl, Melyssa	0	QTR 2 2022-2023	RVA INTERNET REIMBURSEMENT	90.00	99 E 600 358 235000 360	03/17/2023
					Totals for Hook Schroedl, Melyssa	90.00		

CHECK #	CHECK DATE	VENDOR	PO INVOICE #	DESCRIPTION	CHECK AMOUNT	ACCOUNT	POST DATE
			NUMBER			NUMBER	
183380	03/17/2023	Hookstadt, Todd	0 QTR 2 2022-2023	RVA INTERNET REIMBURSEMENT	90.00	99 E 600 358 235000 360	03/17/2023
				Totals for Hookstadt, Todd	90.00		
183381	03/17/2023	Huebner, Melissa	0 QTR 2 2022-2023	RVA INTERNET REIMBURSEMENT	90.00	99 E 600 358 235000 360	03/17/2023
				Totals for Huebner, Melissa	90.00		
183382	03/17/2023	Hueckman, Meredith	0 QTR 2 2022-2023	RVA INTERNET REIMBURSEMENT	90.00	99 E 600 358 235000 360	03/17/2023
				Totals for Hueckman, Meredith	90.00		
183383	03/17/2023	Humphreys, Michele	0 QTR 2 2022-2023	RVA INTERNET REIMBURSEMENT	90.00	99 E 600 358 235000 360	03/17/2023
				Totals for Humphreys, Michele	90.00		
183384	03/17/2023	Hurning, Thomas	0 QTR 2 2022-2023	RVA INTERNET REIMBURSEMENT	90.00	99 E 600 358 235000 360	03/17/2023
				Totals for Hurning, Thomas	90.00		
183385	03/17/2023	Huston, Hayley	0 QTR 2 2022-2023	RVA INTERNET REIMBURSEMENT	90.00	99 E 600 358 235000 360	03/17/2023
				Totals for Huston, Hayley	90.00		
183386	03/17/2023	Immekus, Dawn	0 QTR 2 2022-2023	RVA INTERNET REIMBURSEMENT	90.00	99 E 600 358 235000 360	03/17/2023
				Totals for Immekus, Dawn	90.00		
183387	03/17/2023	Isaacson, Jason	0 QTR 2 2022-2023	RVA INTERNET REIMBURSEMENT	90.00	99 E 600 358 235000 360	03/17/2023
				Totals for Isaacson, Jason	90.00		
183388	03/17/2023	Janke, Melissa	0 QTR 2 2022-2023	RVA INTERNET REIMBURSEMENT	90.00	99 E 600 358 235000 360	03/17/2023
				Totals for Janke, Melissa	90.00		
183389	03/17/2023	Jenkins, Erin	0 QTR 2 2022-2023	RVA INTERNET REIMBURSEMENT	90.00	99 E 600 358 235000 360	03/17/2023
				Totals for Jenkins, Erin	90.00		
183390	03/17/2023	Jenkins, Kay	0 QTR 2 2022-2023	RVA INTERNET REIMBURSEMENT	90.00	99 E 600 358 235000 360	03/17/2023
				Totals for Jenkins, Kay	90.00		
183391	03/17/2023	Jensen, Amanda	0 QTR 2 2022-2023	RVA INTERNET REIMBURSEMENT	90.00	99 E 600 358 235000 360	03/17/2023
				Totals for Jensen, Amanda	90.00		
183392	03/17/2023	Jensen, Melissa	0 QTR 2 2022-2023	RVA INTERNET REIMBURSEMENT	90.00	99 E 600 358 235000 360	03/17/2023
				Totals for Jensen, Melissa	90.00		
183393	03/17/2023	Jeter, Kelly	0 QTR 2 2022-2023	RVA INTERNET REIMBURSEMENT	90.00	99 E 600 358 235000 360	03/17/2023
				Totals for Jeter, Kelly	90.00		
183394	03/17/2023	Johannsen, Aimee	0 QTR 2 2022-2023	RVA INTERNET REIMBURSEMENT	90.00	99 E 600 358 235000 360	03/17/2023
				Totals for Johannsen, Aimee	90.00		
183395	03/17/2023	Johnson, Andrea	0 QTR 2 2022-2023	RVA INTERNET REIMBURSEMENT	90.00	99 E 600 358 235000 360	03/17/2023
				Totals for Johnson, Andrea	90.00		
183396	03/17/2023	Johnson, Ashley	0 QTR 2 2022-2023	RVA INTERNET REIMBURSEMENT	90.00	99 E 600 358 235000 360	03/17/2023
				Totals for Johnson, Ashley	90.00		
183397	03/17/2023	Johnson, Marie	0 QTR 2 2022-2023	RVA INTERNET REIMBURSEMENT	90.00	99 E 600 358 235000 360	03/17/2023
				Totals for Johnson, Marie	90.00		
183398	03/17/2023	Johnson, Tracey	0 QTR 2 2022-2023	RVA INTERNET REIMBURSEMENT	90.00	99 E 600 358 235000 360	03/17/2023
				Totals for Johnson, Tracey	90.00		
183399	03/17/2023	Jones, Martin	0 QTR 2 2022-2023	RVA INTERNET REIMBURSEMENT	90.00	99 E 600 358 235000 360	03/17/2023

CHECK #	CHECK DATE	VENDOR	PO INVOICE #	DESCRIPTION	CHECK AMOUNT	ACCOUNT	POST DATE
			NUMBER			NUMBER	
				Totals for Jones, Martin	90.00		
183400	03/17/2023	Joslin, Erin	0 QTR 2 2022-2023	RVA INTERNET REIMBURSEMENT	90.00	99 E 600 358 235000 360	03/17/2023
				Totals for Joslin, Erin	90.00		
183401	03/17/2023	Kaczmarek, Bethany	0 QTR 2 2022-2023	RVA INTERNET REIMBURSEMENT	90.00	99 E 600 358 235000 360	03/17/2023
				Totals for Kaczmarek, Bethany	90.00		
183402	03/17/2023	Kahle, Jason	0 QTR 2 2022-2023	RVA INTERNET REIMBURSEMENT	90.00	99 E 600 358 235000 360	03/17/2023
				Totals for Kahle, Jason	90.00		
183403	03/17/2023	Kalkofen, Sarah	0 QTR 2 2022-2023	RVA INTERNET REIMBURSEMENT	90.00	99 E 600 358 235000 360	03/17/2023
				Totals for Kalkofen, Sarah	90.00		
183404	03/17/2023	Kalsow, Brittany	0 QTR 2 2022-2023	RVA INTERNET REIMBURSEMENT	90.00	99 E 600 358 235000 360	03/17/2023
				Totals for Kalsow, Brittany	90.00		
183405	03/17/2023	Kamenske, Anthony	0 QTR 2 2022-2023	RVA INTERNET REIMBURSEMENT	90.00	99 E 600 358 235000 360	03/17/2023
				Totals for Kamenske, Anthony	90.00		
183406	03/17/2023	Karcz, Michelle	0 QTR 2 2022-2023	RVA INTERNET REIMBURSEMENT	90.00	99 E 600 358 235000 360	03/17/2023
				Totals for Karcz, Michelle	90.00		
183407	03/17/2023	Karpinski, Susan	0 QTR 2 2022-2023	RVA INTERNET REIMBURSEMENT	90.00	99 E 600 358 235000 360	03/17/2023
				Totals for Karpinski, Susan	90.00		
183408	03/17/2023	Kartheiser, Nicole	0 QTR 2 2022-2023	RVA INTERNET REIMBURSEMENT	90.00	99 E 600 358 235000 360	03/17/2023
				Totals for Kartheiser, Nicole	90.00		
183409	03/17/2023	Kauppila, Shannon	0 QTR 2 2022-2023	RVA INTERNET REIMBURSEMENT	90.00	99 E 600 358 235000 360	03/17/2023
				Totals for Kauppila, Shannon	90.00		
183410	03/17/2023	Keen, Sophy	0 QTR 2 2022-2023	RVA INTERNET REIMBURSEMENT	90.00	99 E 600 358 235000 360	03/17/2023
				Totals for Keen, Sophy	90.00		
183411	03/17/2023	Kelly, Allison	0 QTR 2 2022-2023	RVA INTERNET REIMBURSEMENT	90.00	99 E 600 358 235000 360	03/17/2023
				Totals for Kelly, Allison	90.00		
183412	03/17/2023	Kerwin, Stefanie	0 QTR 2 2022-2023	RVA INTERNET REIMBURSEMENT	90.00	99 E 600 358 235000 360	03/17/2023
				Totals for Kerwin, Stefanie	90.00		
183413	03/17/2023	Kessler, Elisha	0 QTR 2 2022-2023	RVA INTERNET REIMBURSEMENT	90.00	99 E 600 358 235000 360	03/17/2023
				Totals for Kessler, Elisha	90.00		
183414	03/17/2023	Kevilus, Katie	0 QTR 2 2022-2023	RVA INTERNET REIMBURSEMENT	90.00	99 E 600 358 235000 360	03/17/2023
				Totals for Kevilus, Katie	90.00		
183415	03/17/2023	Kinas-Beck, Sarah	0 QTR 2 2022-2023	RVA INTERNET REIMBURSEMENT	90.00	99 E 600 358 235000 360	03/17/2023
				Totals for Kinas-Beck, Sarah	90.00		
183416	03/17/2023	King, Amanda	0 QTR 2 2022-2023	RVA INTERNET REIMBURSEMENT	90.00	99 E 600 358 235000 360	03/17/2023
				Totals for King, Amanda	90.00		
183417	03/17/2023	King, Heidi	0 QTR 2 2022-2023	RVA INTERNET REIMBURSEMENT	90.00	99 E 600 358 235000 360	03/17/2023
				Totals for King, Heidi	90.00		
183418	03/17/2023	Kinney, Joni	0 QTR 2 2022-2023	RVA INTERNET REIMBURSEMENT	90.00	99 E 600 358 235000 360	03/17/2023
				Totals for Kinney, Joni	90.00		

CHECK #	CHECK DATE	VENDOR	PO	INVOICE #	DESCRIPTION	CHECK AMOUNT	ACCOUNT	POST DATE
			NUMBER	NUMBER		NUMBER		
183419	03/17/2023	Kleinschmidt, Heather	0	QTR 2 2022-2023	RVA INTERNET REIMBURSEMENT	90.00	99 E 600 358 235000 360	03/17/2023
					Totals for Kleinschmidt, Heather	90.00		
183420	03/17/2023	Clueckmann, Tami	0	QTR 2 2022-2023	RVA INTERNET REIMBURSEMENT	90.00	99 E 600 358 235000 360	03/17/2023
					Totals for Clueckmann, Tami	90.00		
183421	03/17/2023	Kneifl, Marie	0	QTR 2 2022-2023	RVA INTERNET REIMBURSEMENT	90.00	99 E 600 358 235000 360	03/17/2023
					Totals for Kneifl, Marie	90.00		
183422	03/17/2023	Kocovsky, Nichole	0	QTR 2 2022-2023	RVA INTERNET REIMBURSEMENT	90.00	99 E 600 358 235000 360	03/17/2023
					Totals for Kocovsky, Nichole	90.00		
183423	03/17/2023	Kohler, Chelsea	0	QTR 2 2022-2023	RVA INTERNET REIMBURSEMENT	90.00	99 E 600 358 235000 360	03/17/2023
					Totals for Kohler, Chelsea	90.00		
183424	03/17/2023	Kohout, Alicia	0	QTR 2 2022-2023	RVA INTERNET REIMBURSEMENT	90.00	99 E 600 358 235000 360	03/17/2023
					Totals for Kohout, Alicia	90.00		
183425	03/17/2023	Koon, Brenda	0	QTR 2 2022-2023	RVA INTERNET REIMBURSEMENT	90.00	99 E 600 358 235000 360	03/17/2023
					Totals for Koon, Brenda	90.00		
183426	03/17/2023	Koopman, Jessica	0	QTR 2 2022-2023	RVA INTERNET REIMBURSEMENT	90.00	99 E 600 358 235000 360	03/17/2023
					Totals for Koopman, Jessica	90.00		
183427	03/17/2023	Koskubar, Jessica	0	QTR 2 2022-2023	RVA INTERNET REIMBURSEMENT	90.00	99 E 600 358 235000 360	03/17/2023
					Totals for Koskubar, Jessica	90.00		
183428	03/17/2023	Kosobucki, Corinna	0	QTR 2 2022-2023	RVA INTERNET REIMBURSEMENT	90.00	99 E 600 358 235000 360	03/17/2023
					Totals for Kosobucki, Corinna	90.00		
183429	03/17/2023	Kowal, Lauren	0	QTR 2 2022-2023	RVA INTERNET REIMBURSEMENT	90.00	99 E 600 358 235000 360	03/17/2023
					Totals for Kowal, Lauren	90.00		
183430	03/17/2023	Kozial, Melanie	0	QTR 2 2022-2023	RVA INTERNET REIMBURSEMENT	90.00	99 E 600 358 235000 360	03/17/2023
					Totals for Kozial, Melanie	90.00		
183431	03/17/2023	Krajewski, Dan	0	QTR 2 2022-2023	RVA INTERNET REIMBURSEMENT	90.00	99 E 600 358 235000 360	03/17/2023
					Totals for Krajewski, Dan	90.00		
183432	03/17/2023	Krasovich, Christina	0	QTR 2 2022-2023	RVA INTERNET REIMBURSEMENT	90.00	99 E 600 358 235000 360	03/17/2023
					Totals for Krasovich, Christina	90.00		
183433	03/17/2023	Krause, Laura	0	QTR 2 2022-2023	RVA INTERNET REIMBURSEMENT	90.00	99 E 600 358 235000 360	03/17/2023
					Totals for Krause, Laura	90.00		
183434	03/17/2023	Kress, Tara	0	QTR 2 2022-2023	RVA INTERNET REIMBURSEMENT	90.00	99 E 600 358 235000 360	03/17/2023
					Totals for Kress, Tara	90.00		
183435	03/17/2023	Krump, Megan	0	QTR 2 2022-2023	RVA INTERNET REIMBURSEMENT	90.00	99 E 600 358 235000 360	03/17/2023
					Totals for Krump, Megan	90.00		
183436	03/17/2023	Kruse, Jennifer	0	QTR 2 2022-2023	RVA INTERNET REIMBURSEMENT	90.00	99 E 600 358 235000 360	03/17/2023
					Totals for Kruse, Jennifer	90.00		
183437	03/17/2023	Kuck, Julie	0	QTR 2 2022-2023	RVA INTERNET REIMBURSEMENT	90.00	99 E 600 358 235000 360	03/17/2023
					Totals for Kuck, Julie	90.00		
183438	03/17/2023	Kuckkan, Rebecca	0	QTR 2 2022-2023	RVA INTERNET REIMBURSEMENT	90.00	99 E 600 358 235000 360	03/17/2023

CHECK #	CHECK DATE	VENDOR	PO INVOICE #	DESCRIPTION	CHECK AMOUNT	ACCOUNT	POST DATE
			NUMBER			NUMBER	
				Totals for Kuckkan, Rebecca	90.00		
183439	03/17/2023	Kuhiwczak, Marzena	0 QTR 2 2022-2023	RVA INTERNET REIMBURSEMENT	90.00	99 E 600 358 235000 360	03/17/2023
				Totals for Kuhiwczak, Marzena	90.00		
183440	03/17/2023	Kuhlman, Erin	0 QTR 2 2022-2023	RVA INTERNET REIMBURSEMENT	90.00	99 E 600 358 235000 360	03/17/2023
				Totals for Kuhlman, Erin	90.00		
183441	03/17/2023	Kuhtz, Candice	0 QTR 2 2022-2023	RVA INTERNET REIMBURSEMENT	90.00	99 E 600 358 235000 360	03/17/2023
				Totals for Kuhtz, Candice	90.00		
183442	03/17/2023	Kuhtz, Kelly	0 QTR 2 2022-2023	RVA INTERNET REIMBURSEMENT	90.00	99 E 600 358 235000 360	03/17/2023
				Totals for Kuhtz, Kelly	90.00		
183443	03/17/2023	Kurzynski, Kim	0 QTR 2 2022-2023	RVA INTERNET REIMBURSEMENT	90.00	99 E 600 358 235000 360	03/17/2023
				Totals for Kurzynski, Kim	90.00		
183444	03/17/2023	Kysely, Christine	0 QTR 2 2022-2023	RVA INTERNET REIMBURSEMENT	90.00	99 E 600 358 235000 360	03/17/2023
				Totals for Kysely, Christine	90.00		
183445	03/17/2023	LaBelle, Kimberly	0 QTR 2 2022-2023	RVA INTERNET REIMBURSEMENT	90.00	99 E 600 358 235000 360	03/17/2023
				Totals for LaBelle, Kimberly	90.00		
183446	03/17/2023	Lacina, Tracy	0 QTR 2 2022-2023	RVA INTERNET REIMBURSEMENT	90.00	99 E 600 358 235000 360	03/17/2023
				Totals for Lacina, Tracy	90.00		
183447	03/17/2023	LaFaive, Erin	0 QTR 2 2022-2023	RVA INTERNET REIMBURSEMENT	90.00	99 E 600 358 235000 360	03/17/2023
				Totals for LaFaive, Erin	90.00		
183448	03/17/2023	Lamb, Nicole	0 QTR 2 2022-2023	RVA INTERNET REIMBURSEMENT	90.00	99 E 600 358 235000 360	03/17/2023
				Totals for Lamb, Nicole	90.00		
183449	03/17/2023	Lampkins, Kendal	0 QTR 2 2022-2023	RVA INTERNET REIMBURSEMENT	90.00	99 E 600 358 235000 360	03/17/2023
				Totals for Lampkins, Kendal	90.00		
183450	03/20/2023	Casar, Dalton	0 SCHOLARSHIP 202	RUMBLEFEST \$1,000	1,000.00	21 E 400 370 450000 477	03/20/2023
				Totals for Casar, Dalton	1,000.00		
183451	03/20/2023	DECA	0 135801	DECA TICKETS: DISNEY/UNIVERSAL QTY 4	960.00	21 E 400 940 120000 609	03/20/2023
				Totals for DECA	960.00		
183452	03/20/2023	LaBrec, Xander	0 SCHOLARSHIP 202	MILER DAM LAKE ASSOCIATION \$1,000 NORTH CENTRAL OUTDOORS \$500 TAYLOR COUNTY SPORTSMAN"S \$1,000	2,500.00	21 E 400 370 450000 477	03/20/2023
				Totals for LaBrec, Xander	2,500.00		
183453	03/20/2023	Medford Band Parents	0 3/16/23	MARKETING CONCESSIONS	820.07	21 E 400 411 120000 609	03/20/2023
				Totals for Medford Band Parents	820.07		
183454	03/20/2023	Medford Boys Basketball Booste	0 3/16/23	MARKETING CONCESSIONS	962.82	21 E 400 411 120000 609	03/20/2023
				Totals for Medford Boys Basketball Boost	962.82		
183455	03/20/2023	Medford Girls Basketball Boost	0 3/16/23	MARKETING CONCESSIONS	490.69	21 E 400 411 120000 609	03/20/2023
				Totals for Medford Girls Basketball Boos	490.69		
183456	03/20/2023	Travel Consultants	0 DECA NATIONALS	MSP TO ORLANDO FLIGHTS \$1,956.20	1,162.32	21 E 400 345 120000 609	03/20/2023

CHECK #	CHECK DATE	VENDOR	PO INVOICE #	DESCRIPTION	CHECK AMOUNT	ACCOUNT	POST DATE
			NUMBER			NUMBER	
				MSP AIRPORT PARK & FLY HOTEL			
				\$311.22 COCOA BEACH HOTEL \$851.10			
183456	03/20/2023	Travel Consultants	0 DECA NATIONALS	MSP TO ORLANDO FLIGHTS \$1,956.20	1,956.20	21 E 400 341 120000 609	03/20/2023
				MSP AIRPORT PARK & FLY HOTEL			
				\$311.22 COCOA BEACH HOTEL \$851.10			
				Totals for Travel Consultants	3,118.52		
				Totals for checks	2,621,657.63		

FUND SUMMARY

<u>FUND</u>	<u>DESCRIPTION</u>	<u>BALANCE SHEET</u>	<u>REVENUE</u>	<u>EXPENSE</u>	<u>TOTAL</u>
10	GENERAL FUND	1,605,825.20	20.00	565,520.68	2,171,365.88
21	GIFT FUND	0.00	0.00	24,989.60	24,989.60
27	SPECIAL EDUCATION FUND	180,392.58	0.00	19,544.99	199,937.57
50	FOOD SERVICE FUND	5,707.48	21.40	628.44	6,357.32
80	COMMUNITY SERVICE FUND	3,808.43	0.00	12,542.93	16,351.36
99	OTHER PKG/COOP PROGRAM FUNDS	132,633.52	0.00	70,022.38	202,655.90
***	Fund Summary Totals ***	1,928,367.21	41.40	693,249.02	2,621,657.63

***** End of report *****

MEDFORD AREA PUBLIC SCHOOL DISTRICT

REGULAR BOARD OF EDUCATION MEETING

March 27, 2023

ADDENDUM

VOUCHER CHECKS

The Medford Area Public School District Board of Education approves the following:

Check # 183457 to

Check # 184053.

Amount \$ 1,032,815.33 for voucher checks and

Amount \$ 0 for payroll.

 REPORT SPECIFICATIONS
 DISTRICT: MEDFORD AREA PUBLIC SCHOOL DISTRICT
 REPORT TITLE: 3/27/23 (Dates: 07/01/21 - 03/27/23)
 REQUESTED BY: lanneja DATE: 03/27/23
 PROGRAM NAME: fin/3frdtl01. TIME: 3:18:49 PM
 COPIES: 1 LPI: 6
 RUN ON SERVER: yes CREATE ASCII FILE: NO

Report Parameters

Description: MONTHLY BOARD OF ED CHECK LISTING
 Report Title: 3/27/23
 Print Detail Lines: Yes

<u>Report Ranges</u>	<u>Low</u>	<u>High</u>
Check Number:	183457	184053
Check Amount:	-9999999999	9999999999
PO Number:	0	9999999999
Invoice Date:	07/01/21	03/27/23
Vendor to Display:	Invoice	
Vendor Type:	ZZZZZ	
Vendor Sub Type:	ZZZZZ	
Check type to print:	All	
Include Continuation Void	No	
Exclude Voided Checks:	No	
Print Only 1099 Vendors:	No	
Post Month Print Format:	Numeric	
Banks Selected:	BNK0	

Account Filters

Account Types Selected: Asset Liability Equity Revenue Expense
 Account Status: Both Active/Inactive

	<u>Low</u>	<u>High</u>
B/S Account Ranges:	00 * 000 000 0000000 000	99 * 999 999 9999999 999
O/S Account Ranges:	00 * 000 000 0000000 000	99 * 999 999 9999999 999
Group Codes:	--	zz-zz-zzzz
Category Codes:		zzzzzzzz

<u>Report Fields</u>	<u>Length</u>	<u>Sign</u>	<u>Edited</u>	<u>Whole</u>	<u>Field Format</u>	<u>Year</u>	<u>Suppress Repeating</u>
Check Number	8						No
Check Date	10						No
Vendor	30						No
PO Number	10						No
Invoice Number	15						No
Invoice Description	35						No
Amount	12	Right	Yes	No	>, >>, >>>, >>>>9.99-	Current	No

REPORT SPECIFICATIONS

DISTRICT: MEDFORD AREA PUBLIC SCHOOL DISTRICT
 REPORT TITLE: 3/27/23 (Dates: 07/01/21 - 03/27/23)
 REQUESTED BY: lanneja DATE: 03/27/23
 PROGRAM NAME: TP-FIELD-HEAD TIME: 3:18:49 PM
 COPIES: 1 LPI: 6
 RUN ON SERVER: yes CREATE ASCII FILE: NO

<u>Report Fields</u>	<u>Length</u>	<u>Sign</u>	<u>Edited</u>	<u>Whole</u>	<u>Field Format</u>	<u>Year</u>	<u>Suppress Repeating</u>
Account Number	25				Number		No
Post Date	10						No

<u>Sort Fields</u>	<u>Totals</u>	<u>Break Spacing</u>
1-Check Number	No	Single
2-Check Date	No	Single
3-Vendor	Yes	Single
4-PO Number	No	Single
5-Invoice Number	No	Single

CHECK #	CHECK DATE	VENDOR	PO	INVOICE #	DESCRIPTION	CHECK AMOUNT	ACCOUNT			POST DATE
							NUMBER	NUMBER	NUMBER	
183457	03/21/2023	A'viands LLC	0	INV1900029916	FEBRUARY 2023 FOOD SERVICE	88,068.59	50	L	000 000 811200 000	03/21/2023
					Totals for A'viands LLC	88,068.59				
183460	03/21/2023	Klingbeil Lumber Company	0	2302-027358	Drywall, SPF, & Filter	93.00	10	E	400 411 255100 000	03/21/2023
183460	03/21/2023	Klingbeil Lumber Company	0	2302-027363	Sealant Insulating Foam	9.99	10	E	400 411 253000 000	03/21/2023
183460	03/21/2023	Klingbeil Lumber Company	0	2302-027469	Fastners	2.38	10	E	400 411 136000 000	03/21/2023
183460	03/21/2023	Klingbeil Lumber Company	0	2302-028764	CLC Engineering Supplies	92.11	80	E	200 411 390000 367	03/21/2023
183460	03/21/2023	Klingbeil Lumber Company	0	2302-028911	Hose Cap w/Washer	17.97	10	E	400 411 253000 000	03/21/2023
183460	03/21/2023	Klingbeil Lumber Company	0	2302-029487	Ez Clean and Sand Lot	3.99	10	E	400 411 253000 000	03/21/2023
183460	03/21/2023	Klingbeil Lumber Company	0	2302-029634	Spee-Dee Shipping	8.44	10	E	400 411 253000 000	03/21/2023
183460	03/21/2023	Klingbeil Lumber Company	0	2302-031080	Table Rental for ACT Practice Testing	175.00	10	E	400 325 240000 000	03/21/2023
183460	03/21/2023	Klingbeil Lumber Company	0	2302-031269	Pusher Snow Poly	59.99	10	E	200 411 253000 000	03/21/2023
183460	03/21/2023	Klingbeil Lumber Company	0	2302-031906	Sink Supply Line	75.92	50	E	200 411 257000 000	03/21/2023
183460	03/21/2023	Klingbeil Lumber Company	0	2302-031952	Blue Twiston Connect	68.91	50	E	200 411 257000 000	03/21/2023
183460	03/21/2023	Klingbeil Lumber Company	2002200210	2302-028270	Blanket requisition	49.65	10	E	200 411 136000 000	03/21/2023
183460	03/21/2023	Klingbeil Lumber Company	2002200210	2302-028724	Blanket requisition	22.99	10	E	200 411 136000 000	03/21/2023
183460	03/21/2023	Klingbeil Lumber Company	2002200210	2302-030902	Blanket requisition	41.44	10	E	200 411 136000 000	03/21/2023
183460	03/21/2023	Klingbeil Lumber Company	4002200157	2302-028941	Building materials	19.70	10	E	400 411 122600 000	03/21/2023
183460	03/21/2023	Klingbeil Lumber Company	4002200157	2302-028943	Building materials	6.99	10	E	400 411 122600 000	03/21/2023
183460	03/21/2023	Klingbeil Lumber Company	4002200161	2302-028103	open PO	269.91	10	E	400 411 136000 000	03/21/2023
183460	03/21/2023	Klingbeil Lumber Company	4002200161	2302-030686	open PO	251.21	10	E	400 411 136000 000	03/21/2023
183460	03/21/2023	Klingbeil Lumber Company	4002200209	2302-030143	Klingbeil Lumber Open PO for MASH woodshop	20.98	10	E	400 411 136000 000	03/21/2023
183460	03/21/2023	Klingbeil Lumber Company	4002200255	2302-027373	Class Supplies Open PO	325.62	10	E	400 411 131000 000	03/21/2023
183460	03/21/2023	Klingbeil Lumber Company	4002200255	2302-028156	Class Supplies Open PO	124.95	10	E	400 411 131000 000	03/21/2023
183460	03/21/2023	Klingbeil Lumber Company	4002200255	2302-028510	Class Supplies Open PO	2.59	10	E	400 411 131000 000	03/21/2023
183460	03/21/2023	Klingbeil Lumber Company	4002200255	2302-028881	Class Supplies Open PO	5.44	10	E	400 411 131000 000	03/21/2023
183460	03/21/2023	Klingbeil Lumber Company	4002200255	2302-029593	Class Supplies Open PO	106.98	10	E	400 411 131000 000	03/21/2023
183460	03/21/2023	Klingbeil Lumber Company	8002200166	2302-028875	Audiovisual Supplies and Tools	58.56	10	E	800 411 295000 000	03/21/2023
183460	03/21/2023	Klingbeil Lumber Company	8002200166	2302-029199	Audiovisual Supplies and Tools	34.99	10	E	800 411 295000 000	03/21/2023
					Totals for Klingbeil Lumber Company	1,949.70				
183466	03/21/2023	Medford Cooperative Inc	0	24377	Solder FLX Pb Free .75 oz	56.97	10	E	200 411 253000 000	03/21/2023
183466	03/21/2023	Medford Cooperative Inc	0	24392	Faucet Lawn	17.99	10	E	200 411 253000 000	03/21/2023
183466	03/21/2023	Medford Cooperative Inc	0	24453	Grout Removal Blade	44.98	10	E	200 411 253000 000	03/21/2023
183466	03/21/2023	Medford Cooperative Inc	0	24513	Lever Cast & Spraypaint	17.58	10	E	101 411 253000 000	03/21/2023
183466	03/21/2023	Medford Cooperative Inc	0	24569	Iron Out Rust Remover	53.97	10	E	101 411 253000 000	03/21/2023
183466	03/21/2023	Medford Cooperative Inc	0	24589	Tornado U Hook	9.89	10	E	200 411 253000 000	03/21/2023
183466	03/21/2023	Medford Cooperative Inc	0	24634	Snow Pusher Blade	64.99	10	E	200 411 253000 000	03/21/2023
183466	03/21/2023	Medford Cooperative Inc	0	24716	Maxtron Ep Grease Tube	19.66	10	E	200 411 253000 000	03/21/2023

CHECK #	CHECK DATE	VENDOR	PO	INVOICE #	DESCRIPTION	CHECK AMOUNT	ACCOUNT				POST DATE		
				NUMBER			NUMBER						
183466	03/21/2023	Medford Cooperative Inc	0	2966	1 Grade Supplies	35.33	10	E	101	411	110000	000	03/21/2023
183466	03/21/2023	Medford Cooperative Inc	0	3139	Raider Cafe Supplies-Spoons	6.58	21	E	400	411	240000	411	03/21/2023
183466	03/21/2023	Medford Cooperative Inc	0	3282	Student Council Supplies	188.58	21	E	200	411	240000	272	03/21/2023
183466	03/21/2023	Medford Cooperative Inc	0	5276066	Hog Feed & Shavings	161.26	21	E	400	411	240000	403	03/21/2023
183466	03/21/2023	Medford Cooperative Inc	0	5276106	Kerosene	33.75	21	E	400	411	240000	403	03/21/2023
183466	03/21/2023	Medford Cooperative Inc	0	5276187	Shavings & Hog Feed	128.88	21	E	400	411	240000	403	03/21/2023
183466	03/21/2023	Medford Cooperative Inc	0	5276212	Elite 18% Claf Starter	88.15	21	E	400	411	240000	403	03/21/2023
183466	03/21/2023	Medford Cooperative Inc	0	5276342	Shavings	132.54	21	E	400	411	240000	403	03/21/2023
183466	03/21/2023	Medford Cooperative Inc	0	5276370	Kerosene	29.03	21	E	400	411	240000	403	03/21/2023
183466	03/21/2023	Medford Cooperative Inc	0	536	Sweethearts Box	9.95	10	E	100	411	110000	000	03/21/2023
183466	03/21/2023	Medford Cooperative Inc	0	55430	Steer Grower	435.60	21	E	400	411	240000	403	03/21/2023
183466	03/21/2023	Medford Cooperative Inc	0	6666	Table Covers	43.62	10	E	400	411	162000	956	03/21/2023
183466	03/21/2023	Medford Cooperative Inc	0	6673	Demi Deluxe BQT	11.99	21	E	200	411	240000	272	03/21/2023
183466	03/21/2023	Medford Cooperative Inc	0	7333	Soda	25.90	10	E	100	411	110000	000	03/21/2023
183466	03/21/2023	Medford Cooperative Inc	0	7520	Mini Course Supplies	20.36	21	E	200	411	240000	235	03/21/2023
183466	03/21/2023	Medford Cooperative Inc	0	7706	Gatorade & Chips	22.68	10	E	400	411	162000	961	03/21/2023
183466	03/21/2023	Medford Cooperative Inc	0	8062	2nd Grade Science Supplies	26.05	10	E	100	411	110000	000	03/21/2023
183466	03/21/2023	Medford Cooperative Inc	0	8178	Assembly Supplies	14.04	21	E	200	411	240000	272	03/21/2023
183466	03/21/2023	Medford Cooperative Inc	0	8435	Water & Soda	335.98	21	E	200	411	240000	272	03/21/2023
183466	03/21/2023	Medford Cooperative Inc	0	8659	Christmas Social Supplies	193.23	10	E	800	411	231000	000	03/21/2023
183466	03/21/2023	Medford Cooperative Inc	0	8867	FFA Supplies	12.57	21	E	400	411	240000	444	03/21/2023
183466	03/21/2023	Medford Cooperative Inc	0	9434	FFA Supplies	19.04	21	E	400	411	240000	444	03/21/2023
183466	03/21/2023	Medford Cooperative Inc	2002200171	6302	General Supplies	82.81	10	E	200	411	110000	000	03/21/2023
183466	03/21/2023	Medford Cooperative Inc	2002200171	6388	General Supplies	4.28	10	E	200	411	110000	000	03/21/2023
183466	03/21/2023	Medford Cooperative Inc	2002200231	6788	Open PO @ County Market for FACE	24.97	10	E	200	411	135000	000	03/21/2023
183466	03/21/2023	Medford Cooperative Inc	3002200218	9472	Open PO for Medford Cooperative	22.34	10	E	100	411	110000	000	03/21/2023
183466	03/21/2023	Medford Cooperative Inc	4002200106	3574	Open PO to purchase groceries and supplies for food classes	48.40	10	E	400	411	135000	000	03/21/2023
183466	03/21/2023	Medford Cooperative Inc	4002200106	6252	Open PO to purchase groceries and supplies for food classes	26.06	10	E	400	411	135000	000	03/21/2023
183466	03/21/2023	Medford Cooperative Inc	4002200106	8021	Open PO to purchase groceries and supplies for food classes	21.76	10	E	400	411	135000	000	03/21/2023
183466	03/21/2023	Medford Cooperative Inc	4002200256	7004	Class Supplies	31.96	10	E	400	411	131000	000	03/21/2023
183466	03/21/2023	Medford Cooperative Inc	4002200256	7467	Class Supplies	101.86	10	E	400	411	131000	000	03/21/2023
183466	03/21/2023	Medford Cooperative Inc	4002200256	9442	Class Supplies	58.92	10	E	400	411	131000	000	03/21/2023
183466	03/21/2023	Medford Cooperative Inc	9002200167	3855	\$400 Medford Cooperative for student functional learning materials and life skills.	38.99	27	E	800	411	158700	341	03/21/2023
183466	03/21/2023	Medford Cooperative Inc	9002200167	9308	\$400 Medford Cooperative for	3.99	27	E	800	411	158700	341	03/21/2023

CHECK #	CHECK DATE	VENDOR	PO INVOICE #	DESCRIPTION	CHECK AMOUNT	ACCOUNT	POST DATE
			NUMBER			NUMBER	
				student functional learning materials and life skills.			
183466	03/21/2023	Medford Cooperative Inc	9002200181 5321	Supplies for baking/cooking for the Daily Living and pull-out classes.	54.66	27 E 800 411 158700 341	03/21/2023
183466	03/21/2023	Medford Cooperative Inc	9002200181 5459	Supplies for baking/cooking for the Daily Living and pull-out classes.	24.61	27 E 800 411 158700 341	03/21/2023
183466	03/21/2023	Medford Cooperative Inc	9002200181 5955	Supplies for baking/cooking for the Daily Living and pull-out classes.	67.05	27 E 800 411 158700 341	03/21/2023
183466	03/21/2023	Medford Cooperative Inc	9002200181 9260	Supplies for baking/cooking for the Daily Living and pull-out classes.	25.46	27 E 800 411 158700 341	03/21/2023
183466	03/21/2023	Medford Cooperative Inc	9002200223 2899	Food supplies for Daily living skills for 5th and 6th grade	23.10	27 E 800 411 158700 341	03/21/2023
183466	03/21/2023	Medford Cooperative Inc	9002200223 4846	Food supplies for Daily living skills for 5th and 6th grade	33.41	27 E 800 411 158700 341	03/21/2023
183466	03/21/2023	Medford Cooperative Inc	9002200223 6728	Food supplies for Daily living skills for 5th and 6th grade	46.79	27 E 800 411 158700 341	03/21/2023
				Totals for Medford Cooperative Inc	3,002.56		
183467	03/22/2023	Lange, Jasmine	0 QTR 2 2022-2023	RVA INTERNET REIMBURSEMENT	90.00	99 E 600 358 235000 360	03/22/2023
				Totals for Lange, Jasmine	90.00		
183468	03/22/2023	Langin, Christy	0 QTR 2 2022-2023	RVA INTERNET REIMBURSEMENT	90.00	99 E 600 358 235000 360	03/22/2023
				Totals for Langin, Christy	90.00		
183469	03/22/2023	Langjahr, Kay	0 QTR 2 2022-2023	RVA INTERNET REIMBURSEMENT	90.00	99 E 600 358 235000 360	03/22/2023
				Totals for Langjahr, Kay	90.00		
183470	03/22/2023	Lapham, Katrina	0 QTR 2 2022-2023	RVA INTERNET REIMBURSEMENT	90.00	99 E 600 358 235000 360	03/22/2023
				Totals for Lapham, Katrina	90.00		
183471	03/22/2023	Larson, Amber	0 QTR 2 2022-2023	RVA INTERNET REIMBURSEMENT	90.00	99 E 600 358 235000 360	03/22/2023
				Totals for Larson, Amber	90.00		
183472	03/22/2023	Larson, Elizabeth	0 QTR 2 2022-2023	RVA INTERNET REIMBURSEMENT	90.00	99 E 600 358 235000 360	03/22/2023
				Totals for Larson, Elizabeth	90.00		
183473	03/22/2023	Larson, Shanna	0 QTR 2 2022-2023	RVA INTERNET REIMBURSEMENT	90.00	99 E 600 358 235000 360	03/22/2023
				Totals for Larson, Shanna	90.00		
183474	03/22/2023	Lashua, Natashia	0 QTR 2 2022-2023	RVA INTERNET REIMBURSEMENT	90.00	99 E 600 358 235000 360	03/22/2023
				Totals for Lashua, Natashia	90.00		
183475	03/22/2023	Laufenberg, Valerie	0 QTR 2 2022-2023	RVA INTERNET REIMBURSEMENT	90.00	99 E 600 358 235000 360	03/22/2023
				Totals for Laufenberg, Valerie	90.00		

CHECK #	CHECK DATE	VENDOR	PO	INVOICE #	DESCRIPTION	CHECK AMOUNT	ACCOUNT	POST DATE
			NUMBER	NUMBER				
183476	03/22/2023	Lavin-Davis, Michelle	0	QTR 2 2022-2023	RVA INTERNET REIMBURSEMENT	90.00	99 E 600 358 235000 360	03/22/2023
					Totals for Lavin-Davis, Michelle	90.00		
183477	03/22/2023	Lawson, Laura	0	QTR 2 2022-2023	RVA INTERNET REIMBURSEMENT	90.00	99 E 600 358 235000 360	03/22/2023
					Totals for Lawson, Laura	90.00		
183478	03/22/2023	Le Voy, Leigh	0	QTR 2 2022-2023	RVA INTERNET REIMBURSEMENT	90.00	99 E 600 358 235000 360	03/22/2023
					Totals for Le Voy, Leigh	90.00		
183479	03/22/2023	Leader, Amber	0	QTR 2 2022-2023	RVA INTERNET REIMBURSEMENT	90.00	99 E 600 358 235000 360	03/22/2023
					Totals for Leader, Amber	90.00		
183480	03/22/2023	Leese, Janeane	0	QTR 2 2022-2023	RVA INTERNET REIMBURSEMENT	90.00	99 E 600 358 235000 360	03/22/2023
					Totals for Leese, Janeane	90.00		
183481	03/22/2023	Leffel, Stacy	0	QTR 2 2022-2023	RVA INTERNET REIMBURSEMENT	90.00	99 E 600 358 235000 360	03/22/2023
					Totals for Leffel, Stacy	90.00		
183482	03/22/2023	Legg, Caroline	0	QTR 2 2022-2023	RVA INTERNET REIMBURSEMENT	90.00	99 E 600 358 235000 360	03/22/2023
					Totals for Legg, Caroline	90.00		
183483	03/22/2023	Leiby, Tara	0	QTR 2 2022-2023	RVA INTERNET REIMBURSEMENT	90.00	99 E 600 358 235000 360	03/22/2023
					Totals for Leiby, Tara	90.00		
183484	03/22/2023	Leischer, Tabitha	0	QTR 2 2022-2023	RVA INTERNET REIMBURSEMENT	90.00	99 E 600 358 235000 360	03/22/2023
					Totals for Leischer, Tabitha	90.00		
183485	03/22/2023	Leisso, Jo	0	QTR 2 2022-2023	RVA INTERNET REIMBURSEMENT	90.00	99 E 600 358 235000 360	03/22/2023
					Totals for Leisso, Jo	90.00		
183486	03/22/2023	Lennartz, Jennifer	0	QTR 2 2022-2023	RVA INTERNET REIMBURSEMENT	90.00	99 E 600 358 235000 360	03/22/2023
					Totals for Lennartz, Jennifer	90.00		
183487	03/22/2023	Lenz, Patricia	0	QTR 2 2022-2023	RVA INTERNET REIMBURSEMENT	90.00	99 E 600 358 235000 360	03/22/2023
					Totals for Lenz, Patricia	90.00		
183488	03/22/2023	Leonhardt, Jennifer	0	QTR 2 2022-2023	RVA INTERNET REIMBURSEMENT	90.00	99 E 600 358 235000 360	03/22/2023
					Totals for Leonhardt, Jennifer	90.00		
183489	03/22/2023	Lese, Kristina	0	QTR 2 2022-2023	RVA INTERNET REIMBURSEMENT	90.00	99 E 600 358 235000 360	03/22/2023
					Totals for Lese, Kristina	90.00		
183490	03/22/2023	Lester, Darla	0	QTR 2 2022-2023	RVA INTERNET REIMBURSEMENT	90.00	99 E 600 358 235000 360	03/22/2023
					Totals for Lester, Darla	90.00		
183491	03/22/2023	Lester, Richard	0	QTR 2 2022-2023	RVA INTERNET REIMBURSEMENT	90.00	99 E 600 358 235000 360	03/22/2023
					Totals for Lester, Richard	90.00		
183492	03/22/2023	Lester, Shanda	0	QTR 2 2022-2023	RVA INTERNET REIMBURSEMENT	90.00	99 E 600 358 235000 360	03/22/2023
					Totals for Lester, Shanda	90.00		
183493	03/22/2023	Lewis, Michaela	0	QTR 2 2022-2023	RVA INTERNET REIMBURSEMENT	90.00	99 E 600 358 235000 360	03/22/2023
					Totals for Lewis, Michaela	90.00		
183494	03/22/2023	Liebe, Renea	0	QTR 2 2022-2023	RVA INTERNET REIMBURSEMENT	90.00	99 E 600 358 235000 360	03/22/2023
					Totals for Liebe, Renea	90.00		
183495	03/22/2023	Lieske, Patricia	0	QTR 2 2022-2023	RVA INTERNET REIMBURSEMENT	90.00	99 E 600 358 235000 360	03/22/2023

CHECK #	CHECK DATE	VENDOR	PO INVOICE #	DESCRIPTION	CHECK AMOUNT	ACCOUNT	POST DATE
			NUMBER			NUMBER	
				Totals for Lieske, Patricia	90.00		
183496	03/22/2023	Lind, Kelly	0 QTR 2 2022-2023	RVA INTERNET REIMBURSEMENT	90.00	99 E 600 358 235000 360	03/22/2023
				Totals for Lind, Kelly	90.00		
183497	03/22/2023	Linstad, Katherine	0 QTR 2 2022-2023	RVA INTERNET REIMBURSEMENT	90.00	99 E 600 358 235000 360	03/22/2023
				Totals for Linstad, Katherine	90.00		
183498	03/22/2023	Lockhart, Mindy	0 QTR 2 2022-2023	RVA INTERNET REIMBURSEMENT	90.00	99 E 600 358 235000 360	03/22/2023
				Totals for Lockhart, Mindy	90.00		
183499	03/22/2023	Lombness, Megan	0 QTR 2 2022-2023	RVA INTERNET REIMBURSEMENT	90.00	99 E 600 358 235000 360	03/22/2023
				Totals for Lombness, Megan	90.00		
183500	03/22/2023	Lonsdorf, Dawn	0 QTR 2 2022-2023	RVA INTERNET REIMBURSEMENT	90.00	99 E 600 358 235000 360	03/22/2023
				Totals for Lonsdorf, Dawn	90.00		
183501	03/22/2023	Loos, Kari	0 QTR 2 2022-2023	RVA INTERNET REIMBURSEMENT	90.00	99 E 600 358 235000 360	03/22/2023
				Totals for Loos, Kari	90.00		
183502	03/22/2023	Loppnow, Jessica	0 QTR 2 2022-2023	RVA INTERNET REIMBURSEMENT	90.00	99 E 600 358 235000 360	03/22/2023
				Totals for Loppnow, Jessica	90.00		
183503	03/22/2023	Loudenslager, Kelly	0 QTR 2 2022-2023	RVA INTERNET REIMBURSEMENT	90.00	99 E 600 358 235000 360	03/22/2023
				Totals for Loudenslager, Kelly	90.00		
183504	03/22/2023	Ludwikoski, Nicole	0 QTR 2 2022-2023	RVA INTERNET REIMBURSEMENT	90.00	99 E 600 358 235000 360	03/22/2023
				Totals for Ludwikoski, Nicole	90.00		
183505	03/22/2023	Luther, Elizabeth	0 QTR 2 2022-2023	RVA INTERNET REIMBURSEMENT	90.00	99 E 600 358 235000 360	03/22/2023
				Totals for Luther, Elizabeth	90.00		
183506	03/22/2023	Lutzow, Cortney	0 QTR 2 2022-2023	RVA INTERNET REIMBURSEMENT	90.00	99 E 600 358 235000 360	03/22/2023
				Totals for Lutzow, Cortney	90.00		
183507	03/22/2023	Mabie, Rebecca	0 QTR 2 2022-2023	RVA INTERNET REIMBURSEMENT	90.00	99 E 600 358 235000 360	03/22/2023
				Totals for Mabie, Rebecca	90.00		
183508	03/22/2023	Maday, Paula	0 QTR 2 2022-2023	RVA INTERNET REIMBURSEMENT	90.00	99 E 600 358 235000 360	03/22/2023
				Totals for Maday, Paula	90.00		
183509	03/22/2023	WE Energies	0 0711951130-0000	MAMS:2/1-2/28/23	1,175.68	10 E 800 331 253000 000	03/22/2023
183509	03/22/2023	WE Energies	0 0711951130-0000	MASH POOL/THEATER:2/16-3/16/23	1,802.59	10 E 800 331 253000 000	03/22/2023
183509	03/22/2023	WE Energies	0 0711951130-0000	DISTRICT OFFICE:2/16-3/16/23	256.61	10 E 800 331 253000 000	03/22/2023
183509	03/22/2023	WE Energies	0 0711951130-0000	MASH	371.01	10 E 800 331 253000 000	03/22/2023
				STORAGE/VEHICLE/OFFICE:2/16-3/16/23			
183509	03/22/2023	WE Energies	0 0711951130-0000	MASH BOILERS & MAES: 2/1-2/28/23	2,173.31	10 E 800 331 253000 000	03/22/2023
183509	03/22/2023	WE Energies	0 0711951130-0000	1055 W BROADWAY:2/16-3/16/23	415.23	10 E 800 331 253000 000	03/22/2023
183509	03/22/2023	WE Energies	0 0711951130-0000	STETSONVILLE SCHOOL: 2/16-3/16/23	1,789.07	10 E 800 331 253000 000	03/22/2023
				Totals for WE Energies	7,983.50		
183510	03/22/2023	Maki, Patty	0 QTR 2 2022-2023	RVA INTERNET REIMBURSEMENT	90.00	99 E 600 358 235000 360	03/22/2023
				Totals for Maki, Patty	90.00		
183511	03/22/2023	Malek, Chad	0 QTR 2 2022-2023	RVA INTERNET REIMBURSEMENT	90.00	99 E 600 358 235000 360	03/22/2023

CHECK #	CHECK DATE	VENDOR	PO NUMBER	INVOICE #	DESCRIPTION	CHECK AMOUNT	ACCOUNT NUMBER	POST DATE
					Totals for Malek, Chad	90.00		
183512	03/22/2023	Malich, Ann	0	QTR 2 2022-2023	RVA INTERNET REIMBURSEMENT	90.00	99 E 600 358 235000 360	03/22/2023
					Totals for Malich, Ann	90.00		
183513	03/22/2023	Manke, Ginny	0	QTR 2 2022-2023	RVA INTERNET REIMBURSEMENT	90.00	99 E 600 358 235000 360	03/22/2023
					Totals for Manke, Ginny	90.00		
183514	03/22/2023	Manley, Anthony	0	QTR 2 2022-2023	RVA INTERNET REIMBURSEMENT	90.00	99 E 600 358 235000 360	03/22/2023
					Totals for Manley, Anthony	90.00		
183515	03/22/2023	Manning, Mary	0	QTR 2 2022-2023	RVA INTERNET REIMBURSEMENT	90.00	99 E 600 358 235000 360	03/22/2023
					Totals for Manning, Mary	90.00		
183516	03/22/2023	Marcis, Sarah	0	QTR 2 2022-2023	RVA INTERNET REIMBURSEMENT	90.00	99 E 600 358 235000 360	03/22/2023
					Totals for Marcis, Sarah	90.00		
183517	03/22/2023	Markowicz, Cassandra	0	QTR 2 2022-2023	RVA INTERNET REIMBURSEMENT	90.00	99 E 600 358 235000 360	03/22/2023
					Totals for Markowicz, Cassandra	90.00		
183518	03/22/2023	Marquardt, Kerrie	0	QTR 2 2022-2023	RVA INTERNET REIMBURSEMENT	90.00	99 E 600 358 235000 360	03/22/2023
					Totals for Marquardt, Kerrie	90.00		
183519	03/22/2023	Martens, Deanna	0	QTR 2 2022-2023	RVA INTERNET REIMBURSEMENT	90.00	99 E 600 358 235000 360	03/22/2023
					Totals for Martens, Deanna	90.00		
183520	03/22/2023	Martin, Erin	0	QTR 2 2022-2023	RVA INTERNET REIMBURSEMENT	90.00	99 E 600 358 235000 360	03/22/2023
					Totals for Martin, Erin	90.00		
183521	03/22/2023	Marti, Melissa	0	QTR 2 2022-2023	RVA INTERNET REIMBURSEMENT	90.00	99 E 600 358 235000 360	03/22/2023
					Totals for Marti, Melissa	90.00		
183522	03/22/2023	Masarik, Sarah	0	QTR 2 2022-2023	RVA INTERNET REIMBURSEMENT	90.00	99 E 600 358 235000 360	03/22/2023
					Totals for Masarik, Sarah	90.00		
183523	03/22/2023	Maskrey, Mary	0	QTR 2 2022-2023	RVA INTERNET REIMBURSEMENT	90.00	99 E 600 358 235000 360	03/22/2023
					Totals for Maskrey, Mary	90.00		
183524	03/22/2023	Mattice, Amanda	0	QTR 2 2022-2023	RVA INTERNET REIMBURSEMENT	90.00	99 E 600 358 235000 360	03/22/2023
					Totals for Mattice, Amanda	90.00		
183525	03/22/2023	Maus, Erin	0	QTR 2 2022-2023	RVA INTERNET REIMBURSEMENT	90.00	99 E 600 358 235000 360	03/22/2023
					Totals for Maus, Erin	90.00		
183526	03/22/2023	Maus, Heather	0	QTR 2 2022-2023	RVA INTERNET REIMBURSEMENT	90.00	99 E 600 358 235000 360	03/22/2023
					Totals for Maus, Heather	90.00		
183527	03/22/2023	McAllister, Virginia	0	QTR 2 2022-2023	RVA INTERNET REIMBURSEMENT	90.00	99 E 600 358 235000 360	03/22/2023
					Totals for McAllister, Virginia	90.00		
183528	03/22/2023	McCrea, Kristin	0	QTR 2 2022-2023	RVA INTERNET REIMBURSEMENT	90.00	99 E 600 358 235000 360	03/22/2023
					Totals for McCrea, Kristin	90.00		
183529	03/22/2023	McDonough, Rachel	0	QTR 2 2022-2023	RVA INTERNET REIMBURSEMENT	90.00	99 E 600 358 235000 360	03/22/2023
					Totals for McDonough, Rachel	90.00		
183530	03/22/2023	McGaughey, Kimberly	0	QTR 2 2022-2023	RVA INTERNET REIMBURSEMENT	90.00	99 E 600 358 235000 360	03/22/2023
					Totals for McGaughey, Kimberly	90.00		

CHECK #	CHECK DATE	VENDOR	PO	INVOICE #	DESCRIPTION	CHECK AMOUNT	ACCOUNT	POST DATE
			NUMBER	NUMBER				
183531	03/22/2023	McGrew, Rebecca	0	QTR 2 2022-2023	RVA INTERNET REIMBURSEMENT	90.00	99 E 600 358 235000 360	03/22/2023
					Totals for McGrew, Rebecca	90.00		
183532	03/22/2023	McKeever, Mary	0	QTR 2 2022-2023	RVA INTERNET REIMBURSEMENT	90.00	99 E 600 358 235000 360	03/22/2023
					Totals for McKeever, Mary	90.00		
183533	03/22/2023	McNamara, Alanna	0	QTR 2 2022-2023	RVA INTERNET REIMBURSEMENT	90.00	99 E 600 358 235000 360	03/22/2023
					Totals for McNamara, Alanna	90.00		
183534	03/22/2023	Mead, Dan	0	QTR 2 2022-2023	RVA INTERNET REIMBURSEMENT	90.00	99 E 600 358 235000 360	03/22/2023
					Totals for Mead, Dan	90.00		
183535	03/22/2023	Meddaugh, Adam	0	QTR 2 2022-2023	RVA INTERNET REIMBURSEMENT	90.00	99 E 600 358 235000 360	03/22/2023
					Totals for Meddaugh, Adam	90.00		
183536	03/22/2023	Meicher, Lauren	0	QTR 2 2022-2023	RVA INTERNET REIMBURSEMENT	90.00	99 E 600 358 235000 360	03/22/2023
					Totals for Meicher, Lauren	90.00		
183537	03/22/2023	Meindl, Emil	0	QTR 2 2022-2023	RVA INTERNET REIMBURSEMENT	90.00	99 E 600 358 235000 360	03/22/2023
					Totals for Meindl, Emil	90.00		
183538	03/22/2023	Melby, Stacy	0	QTR 2 2022-2023	RVA INTERNET REIMBURSEMENT	90.00	99 E 600 358 235000 360	03/22/2023
					Totals for Melby, Stacy	90.00		
183539	03/22/2023	Meyer-O'Day, Erin	0	QTR 2 2022-2023	RVA INTERNET REIMBURSEMENT	90.00	99 E 600 358 235000 360	03/22/2023
					Totals for Meyer-O'Day, Erin	90.00		
183540	03/22/2023	Meyer, Jeannette	0	QTR 2 2022-2023	RVA INTERNET REIMBURSEMENT	90.00	99 E 600 358 235000 360	03/22/2023
					Totals for Meyer, Jeannette	90.00		
183541	03/22/2023	Meyer, Tressa	0	QTR 2 2022-2023	RVA INTERNET REIMBURSEMENT	90.00	99 E 600 358 235000 360	03/22/2023
					Totals for Meyer, Tressa	90.00		
183542	03/22/2023	Michel, Amber	0	QTR 2 2022-2023	RVA INTERNET REIMBURSEMENT	90.00	99 E 600 358 235000 360	03/22/2023
					Totals for Michel, Amber	90.00		
183543	03/22/2023	Mick-Seliskar, Caroline	0	QTR 2 2022-2023	RVA INTERNET REIMBURSEMENT	90.00	99 E 600 358 235000 360	03/22/2023
					Totals for Mick-Seliskar, Caroline	90.00		
183544	03/22/2023	Mickelsen, Erik	0	QTR 2 2022-2023	RVA INTERNET REIMBURSEMENT	90.00	99 E 600 358 235000 360	03/22/2023
					Totals for Mickelsen, Erik	90.00		
183545	03/22/2023	Midthun, Lori	0	QTR 2 2022-2023	RVA INTERNET REIMBURSEMENT	90.00	99 E 600 358 235000 360	03/22/2023
					Totals for Midthun, Lori	90.00		
183546	03/22/2023	Mifflin, Dorothy	0	QTR 2 2022-2023	RVA INTERNET REIMBURSEMENT	90.00	99 E 600 358 235000 360	03/22/2023
					Totals for Mifflin, Dorothy	90.00		
183547	03/22/2023	Miller, Annie	0	QTR 2 2022-2023	RVA INTERNET REIMBURSEMENT	90.00	99 E 600 358 235000 360	03/22/2023
					Totals for Miller, Annie	90.00		
183548	03/22/2023	Miller, Jade	0	QTR 2 2022-2023	RVA INTERNET REIMBURSEMENT	90.00	99 E 600 358 235000 360	03/22/2023
					Totals for Miller, Jade	90.00		
183549	03/22/2023	Miller, Rebecca	0	QTR 2 2022-2023	RVA INTERNET REIMBURSEMENT	90.00	99 E 600 358 235000 360	03/22/2023
					Totals for Miller, Rebecca	90.00		
183550	03/22/2023	Miller, Svetlana	0	QTR 2 2022-2023	RVA INTERNET REIMBURSEMENT	90.00	99 E 600 358 235000 360	03/22/2023

CHECK #	CHECK DATE	VENDOR	PO INVOICE #	DESCRIPTION	CHECK AMOUNT	ACCOUNT	POST DATE
			NUMBER			NUMBER	
				Totals for Miller, Svetlana	90.00		
183551	03/22/2023	Miller, Tonya	0 QTR 2 2022-2023	RVA INTERNET REIMBURSEMENT	90.00	99 E 600 358 235000 360	03/22/2023
				Totals for Miller, Tonya	90.00		
183552	03/22/2023	Miller Wisnefske, Erin	0 QTR 2 2022-2023	RVA INTERNET REIMBURSEMENT	90.00	99 E 600 358 235000 360	03/22/2023
				Totals for Miller Wisnefske, Erin	90.00		
183553	03/22/2023	Miller, Katherine	0 QTR 2 2022-2023	RVA INTERNET REIMBURSEMENT	90.00	99 E 600 358 235000 360	03/22/2023
				Totals for Miller, Katherine	90.00		
183554	03/22/2023	Miller, Melanie	0 QTR 2 2022-2023	RVA INTERNET REIMBURSEMENT	90.00	99 E 600 358 235000 360	03/22/2023
				Totals for Miller, Melanie	90.00		
183555	03/22/2023	Moeller, Lauren	0 QTR 2 2022-2023	RVA INTERNET REIMBURSEMENT	90.00	99 E 600 358 235000 360	03/22/2023
				Totals for Moeller, Lauren	90.00		
183556	03/22/2023	Moldenhauer, Tracie	0 QTR 2 2022-2023	RVA INTERNET REIMBURSEMENT	90.00	99 E 600 358 235000 360	03/22/2023
				Totals for Moldenhauer, Tracie	90.00		
183557	03/22/2023	Montavon, Joanna	0 QTR 2 2022-2023	RVA INTERNET REIMBURSEMENT	90.00	99 E 600 358 235000 360	03/22/2023
				Totals for Montavon, Joanna	90.00		
183558	03/22/2023	Moon, Andrea	0 QTR 2 2022-2023	RVA INTERNET REIMBURSEMENT	90.00	99 E 600 358 235000 360	03/22/2023
				Totals for Moon, Andrea	90.00		
183559	03/22/2023	Morenz, Allison	0 QTR 2 2022-2023	RVA INTERNET REIMBURSEMENT	90.00	99 E 600 358 235000 360	03/22/2023
				Totals for Morenz, Allison	90.00		
183560	03/22/2023	Moreno, Amelia	0 QTR 2 2022-2023	RVA INTERNET REIMBURSEMENT	90.00	99 E 600 358 235000 360	03/22/2023
				Totals for Moreno, Amelia	90.00		
183561	03/22/2023	Morgan, Chelsea	0 QTR 2 2022-2023	RVA INTERNET REIMBURSEMENT	90.00	99 E 600 358 235000 360	03/22/2023
				Totals for Morgan, Chelsea	90.00		
183562	03/22/2023	Morrison, Brianna	0 QTR 2 2022-2023	RVA INTERNET REIMBURSEMENT	90.00	99 E 600 358 235000 360	03/22/2023
				Totals for Morrison, Brianna	90.00		
183563	03/22/2023	Morris, Devan	0 QTR 2 2022-2023	RVA INTERNET REIMBURSEMENT	90.00	99 E 600 358 235000 360	03/22/2023
				Totals for Morris, Devan	90.00		
183564	03/22/2023	Mottl, Jennifer	0 QTR 2 2022-2023	RVA INTERNET REIMBURSEMENT	90.00	99 E 600 358 235000 360	03/22/2023
				Totals for Mottl, Jennifer	90.00		
183565	03/22/2023	Moua, Mai	0 QTR 2 2022-2023	RVA INTERNET REIMBURSEMENT	90.00	99 E 600 358 235000 360	03/22/2023
				Totals for Moua, Mai	90.00		
183566	03/22/2023	Mousseau, Wendy	0 QTR 2 2022-2023	RVA INTERNET REIMBURSEMENT	90.00	99 E 600 358 235000 360	03/22/2023
				Totals for Mousseau, Wendy	90.00		
183567	03/22/2023	Moxon, Jodi	0 QTR 2 2022-2023	RVA INTERNET REIMBURSEMENT	90.00	99 E 600 358 235000 360	03/22/2023
				Totals for Moxon, Jodi	90.00		
183568	03/22/2023	Mravinc, Nathan	0 QTR 2 2022-2023	RVA INTERNET REIMBURSEMENT	90.00	99 E 600 358 235000 360	03/22/2023
				Totals for Mravinc, Nathan	90.00		
183569	03/22/2023	Mulder, Josh	0 QTR 2 2022-2023	RVA INTERNET REIMBURSEMENT	90.00	99 E 600 358 235000 360	03/22/2023
				Totals for Mulder, Josh	90.00		

CHECK #	CHECK DATE	VENDOR	PO INVOICE #	DESCRIPTION	CHECK AMOUNT	ACCOUNT	POST DATE
			NUMBER			NUMBER	
183570	03/22/2023	Mullins, DeAnna	0 QTR 2 2022-2023	RVA INTERNET REIMBURSEMENT	90.00	99 E 600 358 235000 360	03/22/2023
				Totals for Mullins, DeAnna	90.00		
183571	03/22/2023	Munns, Nicole	0 QTR 2 2022-2023	RVA INTERNET REIMBURSEMENT	90.00	99 E 600 358 235000 360	03/22/2023
				Totals for Munns, Nicole	90.00		
183572	03/22/2023	Murphy, Dana	0 QTR 2 2022-2023	RVA INTERNET REIMBURSEMENT	90.00	99 E 600 358 235000 360	03/22/2023
				Totals for Murphy, Dana	90.00		
183573	03/22/2023	Mutema, Rheeta	0 QTR 2 2022-2023	RVA INTERNET REIMBURSEMENT	90.00	99 E 600 358 235000 360	03/22/2023
				Totals for Mutema, Rheeta	90.00		
183574	03/22/2023	Napiecek, Stephanie	0 QTR 2 2022-2023	RVA INTERNET REIMBURSEMENT	90.00	99 E 600 358 235000 360	03/22/2023
				Totals for Napiecek, Stephanie	90.00		
183575	03/22/2023	Nelson, Janet	0 QTR 2 2022-2023	RVA INTERNET REIMBURSEMENT	90.00	99 E 600 358 235000 360	03/22/2023
				Totals for Nelson, Janet	90.00		
183576	03/22/2023	Nelson, Lisa	0 QTR 2 2022-2023	RVA INTERNET REIMBURSEMENT	90.00	99 E 600 358 235000 360	03/22/2023
				Totals for Nelson, Lisa	90.00		
183577	03/22/2023	Neveaux, Kara	0 QTR 2 2022-2023	RVA INTERNET REIMBURSEMENT	90.00	99 E 600 358 235000 360	03/22/2023
				Totals for Neveaux, Kara	90.00		
183578	03/22/2023	Neverdahl, Amanda	0 QTR 2 2022-2023	RVA INTERNET REIMBURSEMENT	90.00	99 E 600 358 235000 360	03/22/2023
				Totals for Neverdahl, Amanda	90.00		
183579	03/22/2023	Nevil, Nicole	0 QTR 2 2022-2023	RVA INTERNET REIMBURSEMENT	90.00	99 E 600 358 235000 360	03/22/2023
				Totals for Nevil, Nicole	90.00		
183580	03/22/2023	Nichols, David	0 QTR 2 2022-2023	RVA INTERNET REIMBURSEMENT	90.00	99 E 600 358 235000 360	03/22/2023
				Totals for Nichols, David	90.00		
183581	03/22/2023	Nickelatti, Dana	0 QTR 2 2022-2023	RVA INTERNET REIMBURSEMENT	90.00	99 E 600 358 235000 360	03/22/2023
				Totals for Nickelatti, Dana	90.00		
183582	03/22/2023	Nielson, Alyssa	0 QTR 2 2022-2023	RVA INTERNET REIMBURSEMENT	90.00	99 E 600 358 235000 360	03/22/2023
				Totals for Nielson, Alyssa	90.00		
183583	03/22/2023	Nikkila, Rachel	0 QTR 2 2022-2023	RVA INTERNET REIMBURSEMENT	90.00	99 E 600 358 235000 360	03/22/2023
				Totals for Nikkila, Rachel	90.00		
183584	03/22/2023	Nikolay, Ben	0 QTR 2 2022-2023	RVA INTERNET REIMBURSEMENT	90.00	99 E 600 358 235000 360	03/22/2023
				Totals for Nikolay, Ben	90.00		
183585	03/22/2023	Nikolaus, Charlone	0 QTR 2 2022-2023	RVA INTERNET REIMBURSEMENT	90.00	99 E 600 358 235000 360	03/22/2023
				Totals for Nikolaus, Charlone	90.00		
183586	03/22/2023	Noll, Karilyn	0 QTR 2 2022-2023	RVA INTERNET REIMBURSEMENT	90.00	99 E 600 358 235000 360	03/22/2023
				Totals for Noll, Karilyn	90.00		
183587	03/22/2023	Northup, Samantha	0 QTR 2 2022-2023	RVA INTERNET REIMBURSEMENT	90.00	99 E 600 358 235000 360	03/22/2023
				Totals for Northup, Samantha	90.00		
183588	03/22/2023	Norton, Megan	0 QTR 2 2022-2023	RVA INTERNET REIMBURSEMENT	90.00	99 E 600 358 235000 360	03/22/2023
				Totals for Norton, Megan	90.00		
183589	03/22/2023	Norton, Phillip	0 QTR 2 2022-2023	RVA INTERNET REIMBURSEMENT	90.00	99 E 600 358 235000 360	03/22/2023

CHECK #	CHECK DATE	VENDOR	PO NUMBER	INVOICE #	DESCRIPTION	CHECK AMOUNT	ACCOUNT NUMBER	POST DATE
					Totals for Norton, Phillip	90.00		
183590	03/22/2023	Nowack, Angela	0	QTR 2 2022-2023	RVA INTERNET REIMBURSEMENT	90.00	99 E 600 358 235000 360	03/22/2023
					Totals for Nowack, Angela	90.00		
183591	03/22/2023	Nowack, Kellie	0	QTR 2 2022-2023	RVA INTERNET REIMBURSEMENT	90.00	99 E 600 358 235000 360	03/22/2023
					Totals for Nowack, Kellie	90.00		
183592	03/22/2023	Nowak, Jessica	0	QTR 2 2022-2023	RVA INTERNET REIMBURSEMENT	90.00	99 E 600 358 235000 360	03/22/2023
					Totals for Nowak, Jessica	90.00		
183593	03/22/2023	Snyder, Timothy	0	QTR 2 2022-2023	RVA INTERNET REIMBURSEMENT	90.00	99 E 600 358 235000 360	03/22/2023
					Totals for Snyder, Timothy	90.00		
183594	03/22/2023	Nowak, Roxanne	0	QTR 2 2022-2023	RVA INTERNET REIMBURSEMENT	90.00	99 E 600 358 235000 360	03/22/2023
					Totals for Nowak, Roxanne	90.00		
183595	03/22/2023	Nowobielski, Lore	0	QTR 2 2022-2023	RVA INTERNET REIMBURSEMENT	90.00	99 E 600 358 235000 360	03/22/2023
					Totals for Nowobielski, Lore	90.00		
183596	03/22/2023	O'Brien, Gina	0	QTR 2 2022-2023	RVA INTERNET REIMBURSEMENT	90.00	99 E 600 358 235000 360	03/22/2023
					Totals for O'Brien, Gina	90.00		
183597	03/22/2023	Oettinger, Bridget	0	QTR 2 2022-2023	RVA INTERNET REIMBURSEMENT	90.00	99 E 600 358 235000 360	03/22/2023
					Totals for Oettinger, Bridget	90.00		
183598	03/22/2023	Oines, Kristin	0	QTR 2 2022-2023	RVA INTERNET REIMBURSEMENT	90.00	99 E 600 358 235000 360	03/22/2023
					Totals for Oines, Kristin	90.00		
183599	03/22/2023	OKeefe, Brittany	0	QTR 2 2022-2023	RVA INTERNET REIMBURSEMENT	90.00	99 E 600 358 235000 360	03/22/2023
					Totals for OKeefe, Brittany	90.00		
183600	03/22/2023	Oleinik, Michelle	0	QTR 2 2022-2023	RVA INTERNET REIMBURSEMENT	90.00	99 E 600 358 235000 360	03/22/2023
					Totals for Oleinik, Michelle	90.00		
183601	03/22/2023	Opgenorth, Michelle	0	QTR 2 2022-2023	RVA INTERNET REIMBURSEMENT	90.00	99 E 600 358 235000 360	03/22/2023
					Totals for Opgenorth, Michelle	90.00		
183602	03/22/2023	Opitz, Jennifer	0	QTR 2 2022-2023	RVA INTERNET REIMBURSEMENT	90.00	99 E 600 358 235000 360	03/22/2023
					Totals for Opitz, Jennifer	90.00		
183603	03/22/2023	Orysen, Kelly	0	QTR 2 2022-2023	RVA INTERNET REIMBURSEMENT	90.00	99 E 600 358 235000 360	03/22/2023
					Totals for Orysen, Kelly	90.00		
183604	03/22/2023	Oswald, Kerry	0	QTR 2 2022-2023	RVA INTERNET REIMBURSEMENT	90.00	99 E 600 358 235000 360	03/22/2023
					Totals for Oswald, Kerry	90.00		
183605	03/22/2023	Otradovec, Lindsey	0	QTR 2 2022-2023	RVA INTERNET REIMBURSEMENT	90.00	99 E 600 358 235000 360	03/22/2023
					Totals for Otradovec, Lindsey	90.00		
183606	03/22/2023	Otradovec, Samantha	0	QTR 2 2022-2023	RVA INTERNET REIMBURSEMENT	90.00	99 E 600 358 235000 360	03/22/2023
					Totals for Otradovec, Samantha	90.00		
183607	03/22/2023	Ouimet, JoLinda	0	QTR 2 2022-2023	RVA INTERNET REIMBURSEMENT	90.00	99 E 600 358 235000 360	03/22/2023
					Totals for Ouimet, JoLinda	90.00		
183608	03/22/2023	Pace, Stephani	0	QTR 2 2022-2023	RVA INTERNET REIMBURSEMENT	90.00	99 E 600 358 235000 360	03/22/2023
					Totals for Pace, Stephani	90.00		

CHECK #	CHECK DATE	VENDOR	PO INVOICE #	DESCRIPTION	CHECK AMOUNT	ACCOUNT	POST DATE
			NUMBER			NUMBER	
183609	03/22/2023	Panasenya, Olga	0 QTR 2 2022-2023	RVA INTERNET REIMBURSEMENT	90.00	99 E 600 358 235000 360	03/22/2023
				Totals for Panasenya, Olga	90.00		
183610	03/22/2023	Parker, Debra	0 QTR 2 2022-2023	RVA INTERNET REIMBURSEMENT	90.00	99 E 600 358 235000 360	03/22/2023
				Totals for Parker, Debra	90.00		
183611	03/22/2023	Parkhill, Jessica	0 QTR 2 2022-2023	RVA INTERNET REIMBURSEMENT	90.00	99 E 600 358 235000 360	03/22/2023
				Totals for Parkhill, Jessica	90.00		
183612	03/22/2023	Patterson, Laura	0 QTR 2 2022-2023	RVA INTERNET REIMBURSEMENT	90.00	99 E 600 358 235000 360	03/22/2023
				Totals for Patterson, Laura	90.00		
183613	03/22/2023	Pearson, Joy	0 QTR 2 2022-2023	RVA INTERNET REIMBURSEMENT	90.00	99 E 600 358 235000 360	03/22/2023
				Totals for Pearson, Joy	90.00		
183614	03/22/2023	Peckham, Cole	0 QTR 2 2022-2023	RVA INTERNET REIMBURSEMENT	90.00	99 E 600 358 235000 360	03/22/2023
				Totals for Peckham, Cole	90.00		
183615	03/22/2023	Pehler, Kristine	0 QTR 2 2022-2023	RVA INTERNET REIMBURSEMENT	90.00	99 E 600 358 235000 360	03/22/2023
				Totals for Pehler, Kristine	90.00		
183616	03/22/2023	Pelky, Victoria	0 QTR 2 2022-2023	RVA INTERNET REIMBURSEMENT	90.00	99 E 600 358 235000 360	03/22/2023
				Totals for Pelky, Victoria	90.00		
183617	03/22/2023	Perez, Jessica	0 QTR 2 2022-2023	RVA INTERNET REIMBURSEMENT	90.00	99 E 600 358 235000 360	03/22/2023
				Totals for Perez, Jessica	90.00		
183618	03/22/2023	Perrot, Michelle	0 QTR 2 2022-2023	RVA INTERNET REIMBURSEMENT	90.00	99 E 600 358 235000 360	03/22/2023
				Totals for Perrot, Michelle	90.00		
183619	03/22/2023	Petersen, Andra	0 QTR 2 2022-2023	RVA INTERNET REIMBURSEMENT	90.00	99 E 600 358 235000 360	03/22/2023
				Totals for Petersen, Andra	90.00		
183620	03/22/2023	Peterson, Kristin	0 QTR 2 2022-2023	RVA INTERNET REIMBURSEMENT	90.00	99 E 600 358 235000 360	03/22/2023
				Totals for Peterson, Kristin	90.00		
183621	03/22/2023	Petersen, Stephen	0 QTR 2 2022-2023	RVA INTERNET REIMBURSEMENT	90.00	99 E 600 358 235000 360	03/22/2023
				Totals for Petersen, Stephen	90.00		
183622	03/22/2023	Pfleger, Sarah	0 QTR 2 2022-2023	RVA INTERNET REIMBURSEMENT	90.00	99 E 600 358 235000 360	03/22/2023
				Totals for Pfleger, Sarah	90.00		
183623	03/22/2023	Phelps, Valerie	0 QTR 2 2022-2023	RVA INTERNET REIMBURSEMENT	90.00	99 E 600 358 235000 360	03/22/2023
				Totals for Phelps, Valerie	90.00		
183624	03/22/2023	Phillips, Michael	0 QTR 2 2022-2023	RVA INTERNET REIMBURSEMENT	90.00	99 E 600 358 235000 360	03/22/2023
				Totals for Phillips, Michael	90.00		
183625	03/22/2023	Pickering, Amy	0 QTR 2 2022-2023	RVA INTERNET REIMBURSEMENT	90.00	99 E 600 358 235000 360	03/22/2023
				Totals for Pickering, Amy	90.00		
183626	03/22/2023	Pieschek, Bobbie Jo	0 QTR 2 2022-2023	RVA INTERNET REIMBURSEMENT	90.00	99 E 600 358 235000 360	03/22/2023
				Totals for Pieschek, Bobbie Jo	90.00		
183627	03/22/2023	Pilsner, Tammy	0 QTR 2 2022-2023	RVA INTERNET REIMBURSEMENT	90.00	99 E 600 358 235000 360	03/22/2023
				Totals for Pilsner, Tammy	90.00		
183628	03/22/2023	Pizl, Alanda	0 QTR 2 2022-2023	RVA INTERNET REIMBURSEMENT	90.00	99 E 600 358 235000 360	03/22/2023

CHECK #	CHECK DATE	VENDOR	PO NUMBER	INVOICE #	DESCRIPTION	CHECK AMOUNT	ACCOUNT NUMBER	POST DATE
					Totals for Pizl, Alanda	90.00		
183629	03/22/2023	Pleshek, Samantha	0	QTR 2 2022-2023	RVA INTERNET REIMBURSEMENT	90.00	99 E 600 358 235000 360	03/22/2023
					Totals for Pleshek, Samantha	90.00		
183630	03/22/2023	Ploeger, Elizabeth	0	QTR 2 2022-2023	RVA INTERNET REIMBURSEMENT	90.00	99 E 600 358 235000 360	03/22/2023
					Totals for Ploeger, Elizabeth	90.00		
183631	03/22/2023	Poirier, Melissa	0	QTR 2 2022-2023	RVA INTERNET REIMBURSEMENT	90.00	99 E 600 358 235000 360	03/22/2023
					Totals for Poirier, Melissa	90.00		
183632	03/22/2023	Popp, Michelle	0	QTR 2 2022-2023	RVA INTERNET REIMBURSEMENT	90.00	99 E 600 358 235000 360	03/22/2023
					Totals for Popp, Michelle	90.00		
183633	03/22/2023	Potter, Michelle	0	QTR 2 2022-2023	RVA INTERNET REIMBURSEMENT	90.00	99 E 600 358 235000 360	03/22/2023
					Totals for Potter, Michelle	90.00		
183634	03/22/2023	Potter, Rochelle	0	QTR 2 2022-2023	RVA INTERNET REIMBURSEMENT	90.00	99 E 600 358 235000 360	03/22/2023
					Totals for Potter, Rochelle	90.00		
183635	03/22/2023	Powell, Carrie	0	QTR 2 2022-2023	RVA INTERNET REIMBURSEMENT	90.00	99 E 600 358 235000 360	03/22/2023
					Totals for Powell, Carrie	90.00		
183636	03/22/2023	Powell, Shellie	0	QTR 2 2022-2023	RVA INTERNET REIMBURSEMENT	90.00	99 E 600 358 235000 360	03/22/2023
					Totals for Powell, Shellie	90.00		
183637	03/22/2023	Pretasky, Meri	0	QTR 2 2022-2023	RVA INTERNET REIMBURSEMENT	90.00	99 E 600 358 235000 360	03/22/2023
					Totals for Pretasky, Meri	90.00		
183638	03/22/2023	Price, Kori	0	QTR 2 2022-2023	RVA INTERNET REIMBURSEMENT	90.00	99 E 600 358 235000 360	03/22/2023
					Totals for Price, Kori	90.00		
183639	03/22/2023	Prodzinski, Kelli	0	QTR 2 2022-2023	RVA INTERNET REIMBURSEMENT	90.00	99 E 600 358 235000 360	03/22/2023
					Totals for Prodzinski, Kelli	90.00		
183640	03/22/2023	Prueter, Colleen	0	QTR 2 2022-2023	RVA INTERNET REIMBURSEMENT	90.00	99 E 600 358 235000 360	03/22/2023
					Totals for Prueter, Colleen	90.00		
183641	03/22/2023	Puent, LeighAnne	0	QTR 2 2022-2023	RVA INTERNET REIMBURSEMENT	90.00	99 E 600 358 235000 360	03/22/2023
					Totals for Puent, LeighAnne	90.00		
183642	03/22/2023	Puetz, Joshua	0	QTR 2 2022-2023	RVA INTERNET REIMBURSEMENT	90.00	99 E 600 358 235000 360	03/22/2023
					Totals for Puetz, Joshua	90.00		
183643	03/22/2023	Raasch, Rebecca	0	QTR 2 2022-2023	RVA INTERNET REIMBURSEMENT	90.00	99 E 600 358 235000 360	03/22/2023
					Totals for Raasch, Rebecca	90.00		
183644	03/22/2023	Radlinger, Caroline	0	QTR 2 2022-2023	RVA INTERNET REIMBURSEMENT	90.00	99 E 600 358 235000 360	03/22/2023
					Totals for Radlinger, Caroline	90.00		
183645	03/22/2023	Radtke, Debra	0	QTR 2 2022-2023	RVA INTERNET REIMBURSEMENT	90.00	99 E 600 358 235000 360	03/22/2023
					Totals for Radtke, Debra	90.00		
183646	03/22/2023	Raiten, Heather	0	QTR 2 2022-2023	RVA INTERNET REIMBURSEMENT	90.00	99 E 600 358 235000 360	03/22/2023
					Totals for Raiten, Heather	90.00		
183647	03/22/2023	Raith, Dalenna	0	QTR 2 2022-2023	RVA INTERNET REIMBURSEMENT	90.00	99 E 600 358 235000 360	03/22/2023
					Totals for Raith, Dalenna	90.00		

CHECK #	CHECK DATE	VENDOR	PO INVOICE #	DESCRIPTION	CHECK AMOUNT	ACCOUNT	POST DATE
			NUMBER			NUMBER	
183648	03/22/2023	Rasch, Cora	0 QTR 2 2022-2023	RVA INTERNET REIMBURSEMENT	90.00	99 E 600 358 235000 360	03/22/2023
				Totals for Rasch, Cora	90.00		
183649	03/22/2023	Rauchle, Kevin	0 QTR 2 2022-2023	RVA INTERNET REIMBURSEMENT	90.00	99 E 600 358 235000 360	03/22/2023
				Totals for Rauchle, Kevin	90.00		
183650	03/22/2023	Rausch, Jessica	0 QTR 2 2022-2023	RVA INTERNET REIMBURSEMENT	90.00	99 E 600 358 235000 360	03/22/2023
				Totals for Rausch, Jessica	90.00		
183651	03/22/2023	Rector, Laura	0 QTR 2 2022-2023	RVA INTERNET REIMBURSEMENT	90.00	99 E 600 358 235000 360	03/22/2023
				Totals for Rector, Laura	90.00		
183652	03/22/2023	Redfall, Lynn	0 QTR 2 2022-2023	RVA INTERNET REIMBURSEMENT	90.00	99 E 600 358 235000 360	03/22/2023
				Totals for Redfall, Lynn	90.00		
183653	03/22/2023	Reed, Paula	0 QTR 2 2022-2023	RVA INTERNET REIMBURSEMENT	90.00	99 E 600 358 235000 360	03/22/2023
				Totals for Reed, Paula	90.00		
183654	03/22/2023	Regier, Amanda	0 QTR 2 2022-2023	RVA INTERNET REIMBURSEMENT	90.00	99 E 600 358 235000 360	03/22/2023
				Totals for Regier, Amanda	90.00		
183655	03/22/2023	Reichardt, Tania	0 QTR 2 2022-2023	RVA INTERNET REIMBURSEMENT	90.00	99 E 600 358 235000 360	03/22/2023
				Totals for Reichardt, Tania	90.00		
183656	03/22/2023	Reilly, Jody	0 QTR 2 2022-2023	RVA INTERNET REIMBURSEMENT	90.00	99 E 600 358 235000 360	03/22/2023
				Totals for Reilly, Jody	90.00		
183657	03/22/2023	Reinart, Melissa	0 QTR 2 2022-2023	RVA INTERNET REIMBURSEMENT	90.00	99 E 600 358 235000 360	03/22/2023
				Totals for Reinart, Melissa	90.00		
183658	03/22/2023	Reinhardt, Nicole	0 QTR 2 2022-2023	RVA INTERNET REIMBURSEMENT	90.00	99 E 600 358 235000 360	03/22/2023
				Totals for Reinhardt, Nicole	90.00		
183659	03/22/2023	Renel, Alica	0 QTR 2 2022-2023	RVA INTERNET REIMBURSEMENT	90.00	99 E 600 358 235000 360	03/22/2023
				Totals for Renel, Alica	90.00		
183660	03/22/2023	Resch, Jennifer	0 QTR 2 2022-2023	RVA INTERNET REIMBURSEMENT	90.00	99 E 600 358 235000 360	03/22/2023
				Totals for Resch, Jennifer	90.00		
183661	03/22/2023	Ressler, Rebecca	0 QTR 2 2022-2023	RVA INTERNET REIMBURSEMENT	90.00	99 E 600 358 235000 360	03/22/2023
				Totals for Ressler, Rebecca	90.00		
183662	03/22/2023	Reynolds, Christine	0 QTR 2 2022-2023	RVA INTERNET REIMBURSEMENT	90.00	99 E 600 358 235000 360	03/22/2023
				Totals for Reynolds, Christine	90.00		
183663	03/22/2023	Rhody, Sarah	0 QTR 2 2022-2023	RVA INTERNET REIMBURSEMENT	90.00	99 E 600 358 235000 360	03/22/2023
				Totals for Rhody, Sarah	90.00		
183664	03/22/2023	Ridosko, Ashley	0 QTR 2 2022-2023	RVA INTERNET REIMBURSEMENT	90.00	99 E 600 358 235000 360	03/22/2023
				Totals for Ridosko, Ashley	90.00		
183665	03/22/2023	Riedel, Jeremy	0 QTR 2 2022-2023	RVA INTERNET REIMBURSEMENT	90.00	99 E 600 358 235000 360	03/22/2023
				Totals for Riedel, Jeremy	90.00		
183666	03/22/2023	Riemer, Heather	0 QTR 2 2022-2023	RVA INTERNET REIMBURSEMENT	90.00	99 E 600 358 235000 360	03/22/2023
				Totals for Riemer, Heather	90.00		
183667	03/22/2023	Rinehart, Robert	0 QTR 2 2022-2023	RVA INTERNET REIMBURSEMENT	90.00	99 E 600 358 235000 360	03/22/2023

CHECK #	CHECK DATE	VENDOR	PO INVOICE #	DESCRIPTION	CHECK AMOUNT	ACCOUNT	POST DATE
			NUMBER			NUMBER	
				Totals for Rinehart, Robert	90.00		
183668	03/22/2023	Rinesmith, Cassandra	0 QTR 2 2022-2023	RVA INTERNET REIMBURSEMENT	90.00	99 E 600 358 235000 360	03/22/2023
				Totals for Rinesmith, Cassandra	90.00		
183669	03/22/2023	Robertson, Happy	0 QTR 2 2022-2023	RVA INTERNET REIMBURSEMENT	90.00	99 E 600 358 235000 360	03/22/2023
				Totals for Robertson, Happy	90.00		
183670	03/22/2023	Robertson, Kimberly	0 QTR 2 2022-2023	RVA INTERNET REIMBURSEMENT	90.00	99 E 600 358 235000 360	03/22/2023
				Totals for Robertson, Kimberly	90.00		
183671	03/22/2023	Robinson, Alison	0 QTR 2 2022-2023	RVA INTERNET REIMBURSEMENT	90.00	99 E 600 358 235000 360	03/22/2023
				Totals for Robinson, Alison	90.00		
183672	03/22/2023	Rogers, Kari	0 QTR 2 2022-2023	RVA INTERNET REIMBURSEMENT	90.00	99 E 600 358 235000 360	03/22/2023
				Totals for Rogers, Kari	90.00		
183673	03/22/2023	Rosario, Wilfredo	0 QTR 2 2022-2023	RVA INTERNET REIMBURSEMENT	90.00	99 E 600 358 235000 360	03/22/2023
				Totals for Rosario, Wilfredo	90.00		
183674	03/22/2023	Rose, Anna	0 QTR 2 2022-2023	RVA INTERNET REIMBURSEMENT	90.00	99 E 600 358 235000 360	03/22/2023
				Totals for Rose, Anna	90.00		
183675	03/22/2023	Rose, Trever	0 QTR 2 2022-2023	RVA INTERNET REIMBURSEMENT	90.00	99 E 600 358 235000 360	03/22/2023
				Totals for Rose, Trever	90.00		
183676	03/22/2023	Rossow, Nancy	0 QTR 2 2022-2023	RVA INTERNET REIMBURSEMENT	90.00	99 E 600 358 235000 360	03/22/2023
				Totals for Rossow, Nancy	90.00		
183677	03/22/2023	Rottinger, Adena	0 QTR 2 2022-2023	RVA INTERNET REIMBURSEMENT	90.00	99 E 600 358 235000 360	03/22/2023
				Totals for Rottinger, Adena	90.00		
183678	03/22/2023	Roudabaugh, Brandy	0 QTR 2 2022-2023	RVA INTERNET REIMBURSEMENT	90.00	99 E 600 358 235000 360	03/22/2023
				Totals for Roudabaugh, Brandy	90.00		
183679	03/22/2023	Rufledt, Ann	0 QTR 2 2022-2023	RVA INTERNET REIMBURSEMENT	90.00	99 E 600 358 235000 360	03/22/2023
				Totals for Rufledt, Ann	90.00		
183680	03/22/2023	Ruhbusch, Becki	0 QTR 2 2022-2023	RVA INTERNET REIMBURSEMENT	90.00	99 E 600 358 235000 360	03/22/2023
				Totals for Ruhbusch, Becki	90.00		
183681	03/22/2023	Runge, Shanna	0 QTR 2 2022-2023	RVA INTERNET REIMBURSEMENT	90.00	99 E 600 358 235000 360	03/22/2023
				Totals for Runge, Shanna	90.00		
183682	03/22/2023	Russell, Michelle	0 QTR 2 2022-2023	RVA INTERNET REIMBURSEMENT	90.00	99 E 600 358 235000 360	03/22/2023
				Totals for Russell, Michelle	90.00		
183683	03/22/2023	Ryan, Michelle	0 QTR 2 2022-2023	RVA INTERNET REIMBURSEMENT	90.00	99 E 600 358 235000 360	03/22/2023
				Totals for Ryan, Michelle	90.00		
183684	03/22/2023	Sanger-Kuckkan, Elizabeth	0 QTR 2 2022-2023	RVA INTERNET REIMBURSEMENT	90.00	99 E 600 358 235000 360	03/22/2023
				Totals for Sanger-Kuckkan, Elizabeth	90.00		
183685	03/22/2023	Sauter, Loren	0 QTR 2 2022-2023	RVA INTERNET REIMBURSEMENT	90.00	99 E 600 358 235000 360	03/22/2023
				Totals for Sauter, Loren	90.00		
183686	03/22/2023	Schaal, Kevy	0 QTR 2 2022-2023	RVA INTERNET REIMBURSEMENT	90.00	99 E 600 358 235000 360	03/22/2023
				Totals for Schaal, Kevy	90.00		

CHECK #	CHECK DATE	VENDOR	PO INVOICE #	DESCRIPTION	CHECK AMOUNT	ACCOUNT	POST DATE
			NUMBER			NUMBER	
183687	03/22/2023	Schaefer, Jessica	0 QTR 2 2022-2023	RVA INTERNET REIMBURSEMENT	90.00	99 E 600 358 235000 360	03/22/2023
				Totals for Schaefer, Jessica	90.00		
183688	03/22/2023	Schaller, Jessica	0 QTR 2 2022-2023	RVA INTERNET REIMBURSEMENT	90.00	99 E 600 358 235000 360	03/22/2023
				Totals for Schaller, Jessica	90.00		
183689	03/22/2023	Schauer, Sarah	0 QTR 2 2022-2023	RVA INTERNET REIMBURSEMENT	90.00	99 E 600 358 235000 360	03/22/2023
				Totals for Schauer, Sarah	90.00		
183690	03/22/2023	Schild, Pamela	0 QTR 2 2022-2023	RVA INTERNET REIMBURSEMENT	90.00	99 E 600 358 235000 360	03/22/2023
				Totals for Schild, Pamela	90.00		
183691	03/22/2023	Schilling, Cinda	0 QTR 2 2022-2023	RVA INTERNET REIMBURSEMENT	90.00	99 E 600 358 235000 360	03/22/2023
				Totals for Schilling, Cinda	90.00		
183692	03/22/2023	Schilz, Holly	0 QTR 2 2022-2023	RVA INTERNET REIMBURSEMENT	90.00	99 E 600 358 235000 360	03/22/2023
				Totals for Schilz, Holly	90.00		
183693	03/22/2023	Schimmel, Tracy	0 QTR 2 2022-2023	RVA INTERNET REIMBURSEMENT	90.00	99 E 600 358 235000 360	03/22/2023
				Totals for Schimmel, Tracy	90.00		
183694	03/22/2023	Schmid, Debi	0 QTR 2 2022-2023	RVA INTERNET REIMBURSEMENT	90.00	99 E 600 358 235000 360	03/22/2023
				Totals for Schmid, Debi	90.00		
183695	03/22/2023	Schmidt, Jamie	0 QTR 2 2022-2023	RVA INTERNET REIMBURSEMENT	90.00	99 E 600 358 235000 360	03/22/2023
				Totals for Schmidt, Jamie	90.00		
183696	03/22/2023	Schmidt, Sarah	0 QTR 2 2022-2023	RVA INTERNET REIMBURSEMENT	90.00	99 E 600 358 235000 360	03/22/2023
				Totals for Schmidt, Sarah	90.00		
183697	03/22/2023	Schmidt, Tricia	0 QTR 2 2022-2023	RVA INTERNET REIMBURSEMENT	90.00	99 E 600 358 235000 360	03/22/2023
				Totals for Schmidt, Tricia	90.00		
183698	03/22/2023	Schneider, Cortney	0 QTR 2 2022-2023	RVA INTERNET REIMBURSEMENT	90.00	99 E 600 358 235000 360	03/22/2023
				Totals for Schneider, Cortney	90.00		
183699	03/22/2023	Schneider, Jennifer	0 QTR 2 2022-2023	RVA INTERNET REIMBURSEMENT	90.00	99 E 600 358 235000 360	03/22/2023
				Totals for Schneider, Jennifer	90.00		
183700	03/22/2023	Schneider, Katie	0 QTR 2 2022-2023	RVA INTERNET REIMBURSEMENT	90.00	99 E 600 358 235000 360	03/22/2023
				Totals for Schneider, Katie	90.00		
183701	03/22/2023	Schofield, Ashley	0 QTR 2 2022-2023	RVA INTERNET REIMBURSEMENT	90.00	99 E 600 358 235000 360	03/22/2023
				Totals for Schofield, Ashley	90.00		
183702	03/22/2023	Scholtes, Jessica	0 QTR 2 2022-2023	RVA INTERNET REIMBURSEMENT	90.00	99 E 600 358 235000 360	03/22/2023
				Totals for Scholtes, Jessica	90.00		
183703	03/22/2023	Scholl, Mandie	0 QTR 2 2022-2023	RVA INTERNET REIMBURSEMENT	90.00	99 E 600 358 235000 360	03/22/2023
				Totals for Scholl, Mandie	90.00		
183704	03/22/2023	Schott, Labecca	0 QTR 2 2022-2023	RVA INTERNET REIMBURSEMENT	90.00	99 E 600 358 235000 360	03/22/2023
				Totals for Schott, Labecca	90.00		
183705	03/22/2023	Schroeder, Brittany	0 QTR 2 2022-2023	RVA INTERNET REIMBURSEMENT	90.00	99 E 600 358 235000 360	03/22/2023
				Totals for Schroeder, Brittany	90.00		
183706	03/22/2023	Schroepfer, Marsha	0 QTR 2 2022-2023	RVA INTERNET REIMBURSEMENT	90.00	99 E 600 358 235000 360	03/22/2023

CHECK #	CHECK DATE	VENDOR	PO INVOICE #	DESCRIPTION	CHECK AMOUNT	ACCOUNT	POST DATE
			NUMBER			NUMBER	
				Totals for Schroepfer, Marsha	90.00		
183707	03/22/2023	Schroeder, Pang	0 QTR 2 2022-2023	RVA INTERNET REIMBURSEMENT	90.00	99 E 600 358 235000 360	03/22/2023
				Totals for Schroeder, Pang	90.00		
183708	03/22/2023	Schueffner, Tyler	0 QTR 2 2022-2023	RVA INTERNET REIMBURSEMENT	90.00	99 E 600 358 235000 360	03/22/2023
				Totals for Schueffner, Tyler	90.00		
183709	03/22/2023	Schultz, Alysia	0 QTR 2 2022-2023	RVA INTERNET REIMBURSEMENT	90.00	99 E 600 358 235000 360	03/22/2023
				Totals for Schultz, Alysia	90.00		
183710	03/22/2023	Schultz, Pete	0 QTR 2 2022-2023	RVA INTERNET REIMBURSEMENT	90.00	99 E 600 358 235000 360	03/22/2023
				Totals for Schultz, Pete	90.00		
183711	03/22/2023	Schultz, Shannon	0 QTR 2 2022-2023	RVA INTERNET REIMBURSEMENT	90.00	99 E 600 358 235000 360	03/22/2023
				Totals for Schultz, Shannon	90.00		
183712	03/22/2023	Schussman, Laura	0 QTR 2 2022-2023	RVA INTERNET REIMBURSEMENT	90.00	99 E 600 358 235000 360	03/22/2023
				Totals for Schussman, Laura	90.00		
183713	03/22/2023	Schutt, April	0 QTR 2 2022-2023	RVA INTERNET REIMBURSEMENT	90.00	99 E 600 358 235000 360	03/22/2023
				Totals for Schutt, April	90.00		
183714	03/22/2023	Schwab, Brandy	0 QTR 2 2022-2023	RVA INTERNET REIMBURSEMENT	90.00	99 E 600 358 235000 360	03/22/2023
				Totals for Schwab, Brandy	90.00		
183715	03/22/2023	Schwanz, Rebecca	0 QTR 2 2022-2023	RVA INTERNET REIMBURSEMENT	90.00	99 E 600 358 235000 360	03/22/2023
				Totals for Schwanz, Rebecca	90.00		
183716	03/22/2023	Schwoch, Michelle	0 QTR 2 2022-2023	RVA INTERNET REIMBURSEMENT	90.00	99 E 600 358 235000 360	03/22/2023
				Totals for Schwoch, Michelle	90.00		
183717	03/22/2023	Scott, Jennifer	0 QTR 2 2022-2023	RVA INTERNET REIMBURSEMENT	90.00	99 E 600 358 235000 360	03/22/2023
				Totals for Scott, Jennifer	90.00		
183718	03/22/2023	Scott, Martha	0 QTR 2 2022-2023	RVA INTERNET REIMBURSEMENT	90.00	99 E 600 358 235000 360	03/22/2023
				Totals for Scott, Martha	90.00		
183719	03/22/2023	Seaholm, Laura	0 QTR 2 2022-2023	RVA INTERNET REIMBURSEMENT	90.00	99 E 600 358 235000 360	03/22/2023
				Totals for Seaholm, Laura	90.00		
183720	03/22/2023	Sebion, Shannon	0 QTR 2 2022-2023	RVA INTERNET REIMBURSEMENT	90.00	99 E 600 358 235000 360	03/22/2023
				Totals for Sebion, Shannon	90.00		
183721	03/22/2023	Sepulveda, Hannah	0 QTR 2 2022-2023	RVA INTERNET REIMBURSEMENT	90.00	99 E 600 358 235000 360	03/22/2023
				Totals for Sepulveda, Hannah	90.00		
183722	03/22/2023	Sheahan, Lisa	0 QTR 2 2022-2023	RVA INTERNET REIMBURSEMENT	90.00	99 E 600 358 235000 360	03/22/2023
				Totals for Sheahan, Lisa	90.00		
183723	03/22/2023	Shebelske, Dana	0 QTR 2 2022-2023	RVA INTERNET REIMBURSEMENT	90.00	99 E 600 358 235000 360	03/22/2023
				Totals for Shebelske, Dana	90.00		
183724	03/22/2023	Sherley, Jenny	0 QTR 2 2022-2023	RVA INTERNET REIMBURSEMENT	90.00	99 E 600 358 235000 360	03/22/2023
				Totals for Sherley, Jenny	90.00		
183725	03/22/2023	Shimshak, Jennifer	0 QTR 2 2022-2023	RVA INTERNET REIMBURSEMENT	90.00	99 E 600 358 235000 360	03/22/2023
				Totals for Shimshak, Jennifer	90.00		

CHECK #	CHECK DATE	VENDOR	PO	INVOICE #	DESCRIPTION	CHECK AMOUNT	ACCOUNT	POST DATE
			NUMBER	NUMBER				
183726	03/22/2023	Shomberg, Brittany	0	QTR 2 2022-2023	RVA INTERNET REIMBURSEMENT	90.00	99 E 600 358 235000 360	03/22/2023
					Totals for Shomberg, Brittany	90.00		
183727	03/22/2023	Shoquist, Kenny	0	QTR 2 2022-2023	RVA INTERNET REIMBURSEMENT	90.00	99 E 600 358 235000 360	03/22/2023
					Totals for Shoquist, Kenny	90.00		
183728	03/22/2023	Short, Michelle	0	QTR 2 2022-2023	RVA INTERNET REIMBURSEMENT	90.00	99 E 600 358 235000 360	03/22/2023
					Totals for Short, Michelle	90.00		
183729	03/22/2023	Sieg, Theresa	0	QTR 2 2022-2023	RVA INTERNET REIMBURSEMENT	90.00	99 E 600 358 235000 360	03/22/2023
					Totals for Sieg, Theresa	90.00		
183730	03/22/2023	Siegel, Amy	0	QTR 2 2022-2023	RVA INTERNET REIMBURSEMENT	90.00	99 E 600 358 235000 360	03/22/2023
					Totals for Siegel, Amy	90.00		
183731	03/22/2023	Simmons, Ashley	0	QTR 2 2022-2023	RVA INTERNET REIMBURSEMENT	90.00	99 E 600 358 235000 360	03/22/2023
					Totals for Simmons, Ashley	90.00		
183732	03/22/2023	Simmons, Katie	0	QTR 2 2022-2023	RVA INTERNET REIMBURSEMENT	90.00	99 E 600 358 235000 360	03/22/2023
					Totals for Simmons, Katie	90.00		
183733	03/22/2023	Simonson, Kimberly	0	QTR 2 2022-2023	RVA INTERNET REIMBURSEMENT	90.00	99 E 600 358 235000 360	03/22/2023
					Totals for Simonson, Kimberly	90.00		
183734	03/22/2023	Skeens, Samantha	0	QTR 2 2022-2023	RVA INTERNET REIMBURSEMENT	90.00	99 E 600 358 235000 360	03/22/2023
					Totals for Skeens, Samantha	90.00		
183735	03/22/2023	Skofronick, Trish	0	QTR 2 2022-2023	RVA INTERNET REIMBURSEMENT	90.00	99 E 600 358 235000 360	03/22/2023
					Totals for Skofronick, Trish	90.00		
183736	03/22/2023	Slaugh, Meghann	0	QTR 2 2022-2023	RVA INTERNET REIMBURSEMENT	90.00	99 E 600 358 235000 360	03/22/2023
					Totals for Slaugh, Meghann	90.00		
183737	03/22/2023	Smith, Janelle	0	QTR 2 2022-2023	RVA INTERNET REIMBURSEMENT	90.00	99 E 600 358 235000 360	03/22/2023
					Totals for Smith, Janelle	90.00		
183738	03/22/2023	Smith, Jennifer	0	QTR 2 2022-2023	RVA INTERNET REIMBURSEMENT	90.00	99 E 600 358 235000 360	03/22/2023
					Totals for Smith, Jennifer	90.00		
183739	03/22/2023	Smith, Karen	0	QTR 2 2022-2023	RVA INTERNET REIMBURSEMENT	90.00	99 E 600 358 235000 360	03/22/2023
					Totals for Smith, Karen	90.00		
183740	03/22/2023	Smith, Rhonda	0	QTR 2 2022-2023	RVA INTERNET REIMBURSEMENT	90.00	99 E 600 358 235000 360	03/22/2023
					Totals for Smith, Rhonda	90.00		
183741	03/22/2023	Smith, Samantha	0	QTR 2 2022-2023	RVA INTERNET REIMBURSEMENT	90.00	99 E 600 358 235000 360	03/22/2023
					Totals for Smith, Samantha	90.00		
183742	03/22/2023	Snider, Elyse	0	QTR 2 2022-2023	RVA INTERNET REIMBURSEMENT	90.00	99 E 600 358 235000 360	03/22/2023
					Totals for Snider, Elyse	90.00		
183743	03/22/2023	Snyder, Cherylee	0	QTR 2 2022-2023	RVA INTERNET REIMBURSEMENT	90.00	99 E 600 358 235000 360	03/22/2023
					Totals for Snyder, Cherylee	90.00		
183744	03/22/2023	Snyder, Heather	0	QTR 2 2022-2023	RVA INTERNET REIMBURSEMENT	90.00	99 E 600 358 235000 360	03/22/2023
					Totals for Snyder, Heather	90.00		
183745	03/22/2023	Sokolski, Krista	0	QTR 2 2022-2023	RVA INTERNET REIMBURSEMENT	90.00	99 E 600 358 235000 360	03/22/2023

CHECK #	CHECK DATE	VENDOR	PO INVOICE #	DESCRIPTION	CHECK AMOUNT	ACCOUNT	POST DATE
			NUMBER			NUMBER	
				Totals for Sokolski, Krista	90.00		
183746	03/22/2023	Souza, Felicia	0 QTR 2 2022-2023	RVA INTERNET REIMBURSEMENT	90.00	99 E 600 358 235000 360	03/22/2023
				Totals for Souza, Felicia	90.00		
183747	03/22/2023	Souza, Stephanie	0 QTR 2 2022-2023	RVA INTERNET REIMBURSEMENT	90.00	99 E 600 358 235000 360	03/22/2023
				Totals for Souza, Stephanie	90.00		
183748	03/22/2023	Sova, Gwen	0 QTR 2 2022-2023	RVA INTERNET REIMBURSEMENT	90.00	99 E 600 358 235000 360	03/22/2023
				Totals for Sova, Gwen	90.00		
183749	03/22/2023	Sova, Kenneth	0 QTR 2 2022-2023	RVA INTERNET REIMBURSEMENT	90.00	99 E 600 358 235000 360	03/22/2023
				Totals for Sova, Kenneth	90.00		
183750	03/22/2023	Squires, Sally	0 QTR 2 2022-2023	RVA INTERNET REIMBURSEMENT	90.00	99 E 600 358 235000 360	03/22/2023
				Totals for Squires, Sally	90.00		
183751	03/22/2023	Stabenow, Heather	0 QTR 2 2022-2023	RVA INTERNET REIMBURSEMENT	90.00	99 E 600 358 235000 360	03/22/2023
				Totals for Stabenow, Heather	90.00		
183752	03/22/2023	Stage, Danielle	0 QTR 2 2022-2023	RVA INTERNET REIMBURSEMENT	90.00	99 E 600 358 235000 360	03/22/2023
				Totals for Stage, Danielle	90.00		
183753	03/22/2023	Stallworth, Megan	0 QTR 2 2022-2023	RVA INTERNET REIMBURSEMENT	90.00	99 E 600 358 235000 360	03/22/2023
				Totals for Stallworth, Megan	90.00		
183754	03/22/2023	Stampfli, Katie	0 QTR 2 2022-2023	RVA INTERNET REIMBURSEMENT	90.00	99 E 600 358 235000 360	03/22/2023
				Totals for Stampfli, Katie	90.00		
183755	03/22/2023	Standfield, Candace	0 QTR 2 2022-2023	RVA INTERNET REIMBURSEMENT	90.00	99 E 600 358 235000 360	03/22/2023
				Totals for Standfield, Candace	90.00		
183756	03/22/2023	Staplekamp, Sarah	0 QTR 2 2022-2023	RVA INTERNET REIMBURSEMENT	90.00	99 E 600 358 235000 360	03/22/2023
				Totals for Staplekamp, Sarah	90.00		
183757	03/22/2023	Starr, Joy	0 QTR 2 2022-2023	RVA INTERNET REIMBURSEMENT	90.00	99 E 600 358 235000 360	03/22/2023
				Totals for Starr, Joy	90.00		
183758	03/22/2023	Staszak, Melinda	0 QTR 2 2022-2023	RVA INTERNET REIMBURSEMENT	90.00	99 E 600 358 235000 360	03/22/2023
				Totals for Staszak, Melinda	90.00		
183759	03/22/2023	Statton, Kristen	0 QTR 2 2022-2023	RVA INTERNET REIMBURSEMENT	90.00	99 E 600 358 235000 360	03/22/2023
				Totals for Statton, Kristen	90.00		
183760	03/22/2023	Stavish, Shawna	0 QTR 2 2022-2023	RVA INTERNET REIMBURSEMENT	90.00	99 E 600 358 235000 360	03/22/2023
				Totals for Stavish, Shawna	90.00		
183761	03/22/2023	Steele, Lisa	0 QTR 2 2022-2023	RVA INTERNET REIMBURSEMENT	90.00	99 E 600 358 235000 360	03/22/2023
				Totals for Steele, Lisa	90.00		
183762	03/22/2023	Steffen, Casey	0 QTR 2 2022-2023	RVA INTERNET REIMBURSEMENT	90.00	99 E 600 358 235000 360	03/22/2023
				Totals for Steffen, Casey	90.00		
183763	03/22/2023	Steinhauer, Jacqueline	0 QTR 2 2022-2023	RVA INTERNET REIMBURSEMENT	90.00	99 E 600 358 235000 360	03/22/2023
				Totals for Steinhauer, Jacqueline	90.00		
183764	03/22/2023	Steltdt, Nicole	0 QTR 2 2022-2023	RVA INTERNET REIMBURSEMENT	90.00	99 E 600 358 235000 360	03/22/2023
				Totals for Steltdt, Nicole	90.00		

CHECK #	CHECK DATE	VENDOR	PO	INVOICE #	DESCRIPTION	CHECK AMOUNT	ACCOUNT	POST DATE
			NUMBER	NUMBER				
183765	03/22/2023	Stender, Amanda	0	QTR 2 2022-2023	RVA INTERNET REIMBURSEMENT	90.00	99 E 600 358 235000 360	03/22/2023
					Totals for Stender, Amanda	90.00		
183766	03/22/2023	Stephenson, Jennifer	0	QTR 2 2022-2023	RVA INTERNET REIMBURSEMENT	90.00	99 E 600 358 235000 360	03/22/2023
					Totals for Stephenson, Jennifer	90.00		
183767	03/22/2023	Stephenson, Jon	0	QTR 2 2022-2023	RVA INTERNET REIMBURSEMENT	90.00	99 E 600 358 235000 360	03/22/2023
					Totals for Stephenson, Jon	90.00		
183768	03/22/2023	Stewart, Jason	0	QTR 2 2022-2023	RVA INTERNET REIMBURSEMENT	90.00	99 E 600 358 235000 360	03/22/2023
					Totals for Stewart, Jason	90.00		
183769	03/22/2023	Stewart, Veronica	0	QTR 2 2022-2023	RVA INTERNET REIMBURSEMENT	90.00	99 E 600 358 235000 360	03/22/2023
					Totals for Stewart, Veronica	90.00		
183770	03/22/2023	Stoltenow, Anne	0	QTR 2 2022-2023	RVA INTERNET REIMBURSEMENT	90.00	99 E 600 358 235000 360	03/22/2023
					Totals for Stoltenow, Anne	90.00		
183771	03/22/2023	Struensee, Bobbie	0	QTR 2 2022-2023	RVA INTERNET REIMBURSEMENT	90.00	99 E 600 358 235000 360	03/22/2023
					Totals for Struensee, Bobbie	90.00		
183772	03/22/2023	Suchon, Patricia	0	QTR 2 2022-2023	RVA INTERNET REIMBURSEMENT	90.00	99 E 600 358 235000 360	03/22/2023
					Totals for Suchon, Patricia	90.00		
183773	03/22/2023	Sullivan, Nicole	0	QTR 2 2022-2023	RVA INTERNET REIMBURSEMENT	90.00	99 E 600 358 235000 360	03/22/2023
					Totals for Sullivan, Nicole	90.00		
183774	03/22/2023	Sveda-Schreiber, Christy	0	QTR 2 2022-2023	RVA INTERNET REIMBURSEMENT	90.00	99 E 600 358 235000 360	03/22/2023
					Totals for Sveda-Schreiber, Christy	90.00		
183775	03/22/2023	Swetlik, Shalee	0	QTR 2 2022-2023	RVA INTERNET REIMBURSEMENT	90.00	99 E 600 358 235000 360	03/22/2023
					Totals for Swetlik, Shalee	90.00		
183776	03/22/2023	Sylte, Melissa	0	QTR 2 2022-2023	RVA INTERNET REIMBURSEMENT	90.00	99 E 600 358 235000 360	03/22/2023
					Totals for Sylte, Melissa	90.00		
183777	03/22/2023	Symmank, Christina	0	QTR 2 2022-2023	RVA INTERNET REIMBURSEMENT	90.00	99 E 600 358 235000 360	03/22/2023
					Totals for Symmank, Christina	90.00		
183778	03/22/2023	Talbert, Holli	0	QTR 2 2022-2023	RVA INTERNET REIMBURSEMENT	90.00	99 E 600 358 235000 360	03/22/2023
					Totals for Talbert, Holli	90.00		
183779	03/22/2023	Tasch, Lynn	0	QTR 2 2022-2023	RVA INTERNET REIMBURSEMENT	90.00	99 E 600 358 235000 360	03/22/2023
					Totals for Tasch, Lynn	90.00		
183780	03/22/2023	Tatro, Shane	0	QTR 2 2022-2023	RVA INTERNET REIMBURSEMENT	90.00	99 E 600 358 235000 360	03/22/2023
					Totals for Tatro, Shane	90.00		
183781	03/22/2023	Taylor, Ashly	0	QTR 2 2022-2023	RVA INTERNET REIMBURSEMENT	90.00	99 E 600 358 235000 360	03/22/2023
					Totals for Taylor, Ashly	90.00		
183782	03/22/2023	Taylor, Ryan	0	QTR 2 2022-2023	RVA INTERNET REIMBURSEMENT	90.00	99 E 600 358 235000 360	03/22/2023
					Totals for Taylor, Ryan	90.00		
183783	03/22/2023	Tessmer, Jessica	0	QTR 2 2022-2023	RVA INTERNET REIMBURSEMENT	90.00	99 E 600 358 235000 360	03/22/2023
					Totals for Tessmer, Jessica	90.00		
183784	03/22/2023	Thalaker, Brent	0	QTR 2 2022-2023	RVA INTERNET REIMBURSEMENT	90.00	99 E 600 358 235000 360	03/22/2023

CHECK #	CHECK DATE	VENDOR	PO	INVOICE #	DESCRIPTION	CHECK AMOUNT	ACCOUNT				POST DATE
							NUMBER	NUMBER	NUMBER	NUMBER	
					Totals for Thalaker, Brent	90.00					
183785	03/22/2023	Thill, Micah	0	QTR 2 2022-2023	RVA INTERNET REIMBURSEMENT	90.00	99	E	600 358 235000 360		03/22/2023
					Totals for Thill, Micah	90.00					
183786	03/22/2023	Thompson, Mandy	0	QTR 2 2022-2023	RVA INTERNET REIMBURSEMENT	90.00	99	E	600 358 235000 360		03/22/2023
					Totals for Thompson, Mandy	90.00					
183787	03/22/2023	Thurber, Rebekah	0	QTR 2 2022-2023	RVA INTERNET REIMBURSEMENT	90.00	99	E	600 358 235000 360		03/22/2023
					Totals for Thurber, Rebekah	90.00					
183788	03/22/2023	Timmerman, Katherine	0	QTR 2 2022-2023	RVA INTERNET REIMBURSEMENT	90.00	99	E	600 358 235000 360		03/22/2023
					Totals for Timmerman, Katherine	90.00					
183789	03/22/2023	Tobola, Tricia	0	QTR 2 2022-2023	RVA INTERNET REIMBURSEMENT	90.00	99	E	600 358 235000 360		03/22/2023
					Totals for Tobola, Tricia	90.00					
183790	03/22/2023	Todryk, Ronald	0	QTR 2 2022-2023	RVA INTERNET REIMBURSEMENT	90.00	99	E	600 358 235000 360		03/22/2023
					Totals for Todryk, Ronald	90.00					
183791	03/22/2023	Tomkies, Gretchen	0	QTR 2 2022-2023	RVA INTERNET REIMBURSEMENT	90.00	99	E	600 358 235000 360		03/22/2023
					Totals for Tomkies, Gretchen	90.00					
183792	03/22/2023	Topolski, Krista	0	QTR 2 2022-2023	RVA INTERNET REIMBURSEMENT	90.00	99	E	600 358 235000 360		03/22/2023
					Totals for Topolski, Krista	90.00					
183793	03/22/2023	Torrence, Becky	0	QTR 2 2022-2023	RVA INTERNET REIMBURSEMENT	90.00	99	E	600 358 235000 360		03/22/2023
					Totals for Torrence, Becky	90.00					
183794	03/22/2023	Torres Rodriguez, Rachel	0	QTR 2 2022-2023	RVA INTERNET REIMBURSEMENT	90.00	99	E	600 358 235000 360		03/22/2023
					Totals for Torres Rodriguez, Rachel	90.00					
183795	03/22/2023	Townsend, Rachel	0	QTR 2 2022-2023	RVA INTERNET REIMBURSEMENT	90.00	99	E	600 358 235000 360		03/22/2023
					Totals for Townsend, Rachel	90.00					
183796	03/22/2023	Tricker, Sam	0	QTR 2 2022-2023	RVA INTERNET REIMBURSEMENT	90.00	99	E	600 358 235000 360		03/22/2023
					Totals for Tricker, Sam	90.00					
183797	03/22/2023	Trinastic, Joe	0	QTR 2 2022-2023	RVA INTERNET REIMBURSEMENT	90.00	99	E	600 358 235000 360		03/22/2023
					Totals for Trinastic, Joe	90.00					
183798	03/22/2023	Tripp, Daryl	0	QTR 2 2022-2023	RVA INTERNET REIMBURSEMENT	90.00	99	E	600 358 235000 360		03/22/2023
					Totals for Tripp, Daryl	90.00					
183799	03/22/2023	Turner, Deanna	0	QTR 2 2022-2023	RVA INTERNET REIMBURSEMENT	90.00	99	E	600 358 235000 360		03/22/2023
					Totals for Turner, Deanna	90.00					
183800	03/22/2023	Turpin, Hannah	0	QTR 2 2022-2023	RVA INTERNET REIMBURSEMENT	90.00	99	E	600 358 235000 360		03/22/2023
					Totals for Turpin, Hannah	90.00					
183801	03/22/2023	Tysver, Nicole	0	QTR 2 2022-2023	RVA INTERNET REIMBURSEMENT	90.00	99	E	600 358 235000 360		03/22/2023
					Totals for Tysver, Nicole	90.00					
183802	03/22/2023	Urban, Christina	0	QTR 2 2022-2023	RVA INTERNET REIMBURSEMENT	90.00	99	E	600 358 235000 360		03/22/2023
					Totals for Urban, Christina	90.00					
183803	03/22/2023	Urban, Kurt	0	QTR 2 2022-2023	RVA INTERNET REIMBURSEMENT	90.00	99	E	600 358 235000 360		03/22/2023
					Totals for Urban, Kurt	90.00					

CHECK #	CHECK DATE	VENDOR	PO INVOICE #	DESCRIPTION	CHECK AMOUNT	ACCOUNT	POST DATE
			NUMBER			NUMBER	
183804	03/22/2023	Vadis, Kari	0 QTR 2 2022-2023	RVA INTERNET REIMBURSEMENT	90.00	99 E 600 358 235000 360	03/22/2023
				Totals for Vadis, Kari	90.00		
183805	03/22/2023	van Gorkom, Joshua	0 QTR 2 2022-2023	RVA INTERNET REIMBURSEMENT	90.00	99 E 600 358 235000 360	03/22/2023
				Totals for van Gorkom, Joshua	90.00		
183806	03/22/2023	Vanderpoole, Debra	0 QTR 2 2022-2023	RVA INTERNET REIMBURSEMENT	90.00	99 E 600 358 235000 360	03/22/2023
				Totals for Vanderpoole, Debra	90.00		
183807	03/22/2023	VanderKooy, Denise	0 QTR 2 2022-2023	RVA INTERNET REIMBURSEMENT	90.00	99 E 600 358 235000 360	03/22/2023
				Totals for VanderKooy, Denise	90.00		
183808	03/22/2023	VanDerLinden, Stacy	0 QTR 2 2022-2023	RVA INTERNET REIMBURSEMENT	90.00	99 E 600 358 235000 360	03/22/2023
				Totals for VanDerLinden, Stacy	90.00		
183809	03/22/2023	Vateitei, Amanda	0 QTR 2 2022-2023	RVA INTERNET REIMBURSEMENT	90.00	99 E 600 358 235000 360	03/22/2023
				Totals for Vateitei, Amanda	90.00		
183810	03/22/2023	Versch, Lauren	0 QTR 2 2022-2023	RVA INTERNET REIMBURSEMENT	90.00	99 E 600 358 235000 360	03/22/2023
				Totals for Versch, Lauren	90.00		
183811	03/22/2023	Villiard, Bathsheba	0 QTR 2 2022-2023	RVA INTERNET REIMBURSEMENT	90.00	99 E 600 358 235000 360	03/22/2023
				Totals for Villiard, Bathsheba	90.00		
183812	03/22/2023	Vizer, Aaron	0 QTR 2 2022-2023	RVA INTERNET REIMBURSEMENT	90.00	99 E 600 358 235000 360	03/22/2023
				Totals for Vizer, Aaron	90.00		
183813	03/22/2023	Voelz, Denise	0 QTR 2 2022-2023	RVA INTERNET REIMBURSEMENT	90.00	99 E 600 358 235000 360	03/22/2023
				Totals for Voelz, Denise	90.00		
183814	03/22/2023	Voigt, Jolene	0 QTR 2 2022-2023	RVA INTERNET REIMBURSEMENT	90.00	99 E 600 358 235000 360	03/22/2023
				Totals for Voigt, Jolene	90.00		
183815	03/22/2023	Volpe, Courtney	0 QTR 2 2022-2023	RVA INTERNET REIMBURSEMENT	90.00	99 E 600 358 235000 360	03/22/2023
				Totals for Volpe, Courtney	90.00		
183816	03/22/2023	Vozka, Jennifer	0 QTR 2 2022-2023	RVA INTERNET REIMBURSEMENT	90.00	99 E 600 358 235000 360	03/22/2023
				Totals for Vozka, Jennifer	90.00		
183817	03/22/2023	Wagenaar, Tracie	0 QTR 2 2022-2023	RVA INTERNET REIMBURSEMENT	90.00	99 E 600 358 235000 360	03/22/2023
				Totals for Wagenaar, Tracie	90.00		
183818	03/22/2023	Wagner, Sara	0 QTR 2 2022-2023	RVA INTERNET REIMBURSEMENT	90.00	99 E 600 358 235000 360	03/22/2023
				Totals for Wagner, Sara	90.00		
183819	03/22/2023	Walker, Sylvia	0 QTR 2 2022-2023	RVA INTERNET REIMBURSEMENT	90.00	99 E 600 358 235000 360	03/22/2023
				Totals for Walker, Sylvia	90.00		
183820	03/22/2023	Wallace, Julie	0 QTR 2 2022-2023	RVA INTERNET REIMBURSEMENT	90.00	99 E 600 358 235000 360	03/22/2023
				Totals for Wallace, Julie	90.00		
183821	03/22/2023	Walter, Joely	0 QTR 2 2022-2023	RVA INTERNET REIMBURSEMENT	90.00	99 E 600 358 235000 360	03/22/2023
				Totals for Walter, Joely	90.00		
183822	03/22/2023	Watkins, Avery	0 QTR 2 2022-2023	RVA INTERNET REIMBURSEMENT	90.00	99 E 600 358 235000 360	03/22/2023
				Totals for Watkins, Avery	90.00		
183823	03/22/2023	Weber Strauss, Noelle	0 QTR 2 2022-2023	RVA INTERNET REIMBURSEMENT	90.00	99 E 600 358 235000 360	03/22/2023

CHECK #	CHECK DATE	VENDOR	PO NUMBER	INVOICE #	DESCRIPTION	CHECK AMOUNT	ACCOUNT NUMBER	POST DATE
					Totals for Weber Strauss, Noelle	90.00		
183824	03/22/2023	Wedemayer, Jessica	0	QTR 2 2022-2023	RVA INTERNET REIMBURSEMENT	90.00	99 E 600 358 235000 360	03/22/2023
					Totals for Wedemayer, Jessica	90.00		
183825	03/22/2023	Wege, Amber	0	QTR 2 2022-2023	RVA INTERNET REIMBURSEMENT	90.00	99 E 600 358 235000 360	03/22/2023
					Totals for Wege, Amber	90.00		
183826	03/22/2023	Weidner, Sabrina	0	QTR 2 2022-2023	RVA INTERNET REIMBURSEMENT	90.00	99 E 600 358 235000 360	03/22/2023
					Totals for Weidner, Sabrina	90.00		
183827	03/22/2023	Weiler-Kops, Jenna	0	QTR 2 2022-2023	RVA INTERNET REIMBURSEMENT	90.00	99 E 600 358 235000 360	03/22/2023
					Totals for Weiler-Kops, Jenna	90.00		
183828	03/22/2023	Weinfurter, Beth	0	QTR 2 2022-2023	RVA INTERNET REIMBURSEMENT	90.00	99 E 600 358 235000 360	03/22/2023
					Totals for Weinfurter, Beth	90.00		
183829	03/22/2023	Weinfurtner, Elisha	0	QTR 2 2022-2023	RVA INTERNET REIMBURSEMENT	90.00	99 E 600 358 235000 360	03/22/2023
					Totals for Weinfurtner, Elisha	90.00		
183830	03/22/2023	Wellman, Rachel	0	QTR 2 2022-2023	RVA INTERNET REIMBURSEMENT	90.00	99 E 600 358 235000 360	03/22/2023
					Totals for Wellman, Rachel	90.00		
183831	03/22/2023	Weltzin, Stephanie	0	QTR 2 2022-2023	RVA INTERNET REIMBURSEMENT	90.00	99 E 600 358 235000 360	03/22/2023
					Totals for Weltzin, Stephanie	90.00		
183832	03/22/2023	Wendt, Katie	0	QTR 2 2022-2023	RVA INTERNET REIMBURSEMENT	90.00	99 E 600 358 235000 360	03/22/2023
					Totals for Wendt, Katie	90.00		
183833	03/22/2023	Wenzel, Jamie	0	QTR 2 2022-2023	RVA INTERNET REIMBURSEMENT	90.00	99 E 600 358 235000 360	03/22/2023
					Totals for Wenzel, Jamie	90.00		
183834	03/22/2023	Wertel, Bonnie	0	QTR 2 2022-2023	RVA INTERNET REIMBURSEMENT	90.00	99 E 600 358 235000 360	03/22/2023
					Totals for Wertel, Bonnie	90.00		
183835	03/22/2023	Weso, Ruth	0	QTR 2 2022-2023	RVA INTERNET REIMBURSEMENT	90.00	99 E 600 358 235000 360	03/22/2023
					Totals for Weso, Ruth	90.00		
183836	03/22/2023	Westlund, Betsy	0	QTR 2 2022-2023	RVA INTERNET REIMBURSEMENT	90.00	99 E 600 358 235000 360	03/22/2023
					Totals for Westlund, Betsy	90.00		
183837	03/22/2023	Westveer, Joshua	0	QTR 2 2022-2023	RVA INTERNET REIMBURSEMENT	90.00	99 E 600 358 235000 360	03/22/2023
					Totals for Westveer, Joshua	90.00		
183838	03/22/2023	White, Hannah	0	QTR 2 2022-2023	RVA INTERNET REIMBURSEMENT	90.00	99 E 600 358 235000 360	03/22/2023
					Totals for White, Hannah	90.00		
183839	03/22/2023	White, Jessica	0	QTR 2 2022-2023	RVA INTERNET REIMBURSEMENT	90.00	99 E 600 358 235000 360	03/22/2023
					Totals for White, Jessica	90.00		
183840	03/22/2023	Whitford, Paul	0	QTR 2 2022-2023	RVA INTERNET REIMBURSEMENT	90.00	99 E 600 358 235000 360	03/22/2023
					Totals for Whitford, Paul	90.00		
183841	03/22/2023	Whiting, Megan	0	QTR 2 2022-2023	RVA INTERNET REIMBURSEMENT	90.00	99 E 600 358 235000 360	03/22/2023
					Totals for Whiting, Megan	90.00		
183842	03/22/2023	Wieland, Roxanne	0	QTR 2 2022-2023	RVA INTERNET REIMBURSEMENT	90.00	99 E 600 358 235000 360	03/22/2023
					Totals for Wieland, Roxanne	90.00		

CHECK #	CHECK DATE	VENDOR	PO	INVOICE #	DESCRIPTION	CHECK AMOUNT	ACCOUNT	POST DATE
			NUMBER	NUMBER				
183843	03/22/2023	Wilcox, Dora	0	QTR 2 2022-2023	RVA INTERNET REIMBURSEMENT	90.00	99 E 600 358 235000 360	03/22/2023
					Totals for Wilcox, Dora	90.00		
183844	03/22/2023	Wilke, Nicole	0	QTR 2 2022-2023	RVA INTERNET REIMBURSEMENT	90.00	99 E 600 358 235000 360	03/22/2023
					Totals for Wilke, Nicole	90.00		
183845	03/22/2023	Williams, Elizabeth	0	QTR 2 2022-2023	RVA INTERNET REIMBURSEMENT	90.00	99 E 600 358 235000 360	03/22/2023
					Totals for Williams, Elizabeth	90.00		
183846	03/22/2023	Williams, Nicole	0	QTR 2 2022-2023	RVA INTERNET REIMBURSEMENT	90.00	99 E 600 358 235000 360	03/22/2023
					Totals for Williams, Nicole	90.00		
183847	03/22/2023	Williams, Peggy	0	QTR 2 2022-2023	RVA INTERNET REIMBURSEMENT	90.00	99 E 600 358 235000 360	03/22/2023
					Totals for Williams, Peggy	90.00		
183848	03/22/2023	Wilson, Brian	0	QTR 2 2022-2023	RVA INTERNET REIMBURSEMENT	90.00	99 E 600 358 235000 360	03/22/2023
					Totals for Wilson, Brian	90.00		
183849	03/22/2023	Wilson, Rebecca	0	QTR 2 2022-2023	RVA INTERNET REIMBURSEMENT	90.00	99 E 600 358 235000 360	03/22/2023
					Totals for Wilson, Rebecca	90.00		
183850	03/22/2023	Wilson, William	0	QTR 2 2022-2023	RVA INTERNET REIMBURSEMENT	90.00	99 E 600 358 235000 360	03/22/2023
					Totals for Wilson, William	90.00		
183851	03/22/2023	Winkel, Angela	0	QTR 2 2022-2023	RVA INTERNET REIMBURSEMENT	90.00	99 E 600 358 235000 360	03/22/2023
					Totals for Winkel, Angela	90.00		
183852	03/22/2023	Winter, Anthony	0	QTR 2 2022-2023	RVA INTERNET REIMBURSEMENT	90.00	99 E 600 358 235000 360	03/22/2023
					Totals for Winter, Anthony	90.00		
183853	03/22/2023	Witt, Laura	0	QTR 2 2022-2023	RVA INTERNET REIMBURSEMENT	90.00	99 E 600 358 235000 360	03/22/2023
					Totals for Witt, Laura	90.00		
183854	03/22/2023	Wocelka, Nicole	0	QTR 2 2022-2023	RVA INTERNET REIMBURSEMENT	90.00	99 E 600 358 235000 360	03/22/2023
					Totals for Wocelka, Nicole	90.00		
183855	03/22/2023	Woelfel, Stacy	0	QTR 2 2022-2023	RVA INTERNET REIMBURSEMENT	90.00	99 E 600 358 235000 360	03/22/2023
					Totals for Woelfel, Stacy	90.00		
183856	03/22/2023	Wojan, Jamie	0	QTR 2 2022-2023	RVA INTERNET REIMBURSEMENT	90.00	99 E 600 358 235000 360	03/22/2023
					Totals for Wojan, Jamie	90.00		
183857	03/22/2023	Wolfe, Jessica	0	QTR 2 2022-2023	RVA INTERNET REIMBURSEMENT	90.00	99 E 600 358 235000 360	03/22/2023
					Totals for Wolfe, Jessica	90.00		
183858	03/22/2023	Wolosek, Angela	0	QTR 2 2022-2023	RVA INTERNET REIMBURSEMENT	90.00	99 E 600 358 235000 360	03/22/2023
					Totals for Wolosek, Angela	90.00		
183859	03/22/2023	Wright, Angela	0	QTR 2 2022-2023	RVA INTERNET REIMBURSEMENT	90.00	99 E 600 358 235000 360	03/22/2023
					Totals for Wright, Angela	90.00		
183860	03/22/2023	Wright, Tiffanie	0	QTR 2 2022-2023	RVA INTERNET REIMBURSEMENT	90.00	99 E 600 358 235000 360	03/22/2023
					Totals for Wright, Tiffanie	90.00		
183861	03/22/2023	Wunsch, Anne	0	QTR 2 2022-2023	RVA INTERNET REIMBURSEMENT	90.00	99 E 600 358 235000 360	03/22/2023
					Totals for Wunsch, Anne	90.00		
183862	03/22/2023	Xiong, Sadie	0	QTR 2 2022-2023	RVA INTERNET REIMBURSEMENT	90.00	99 E 600 358 235000 360	03/22/2023

CHECK #	CHECK DATE	VENDOR	PO NUMBER	INVOICE #	DESCRIPTION	CHECK AMOUNT	ACCOUNT NUMBER	POST DATE
					Totals for Xiong, Sadie	90.00		
183863	03/22/2023	Yank, Karl	0	QTR 2 2022-2023	RVA INTERNET REIMBURSEMENT	90.00	99 E 600 358 235000 360	03/22/2023
					Totals for Yank, Karl	90.00		
183864	03/22/2023	Young, Miranda	0	QTR 2 2022-2023	RVA INTERNET REIMBURSEMENT	90.00	99 E 600 358 235000 360	03/22/2023
					Totals for Young, Miranda	90.00		
183865	03/22/2023	Zagame, Rebecca	0	QTR 2 2022-2023	RVA INTERNET REIMBURSEMENT	90.00	99 E 600 358 235000 360	03/22/2023
					Totals for Zagame, Rebecca	90.00		
183866	03/22/2023	Zblewski, Jaclyn	0	QTR 2 2022-2023	RVA INTERNET REIMBURSEMENT	90.00	99 E 600 358 235000 360	03/22/2023
					Totals for Zblewski, Jaclyn	90.00		
183867	03/22/2023	Zillmer, Robin	0	QTR 2 2022-2023	RVA INTERNET REIMBURSEMENT	90.00	99 E 600 358 235000 360	03/22/2023
					Totals for Zillmer, Robin	90.00		
183868	03/22/2023	Zimmerman, Aubry	0	QTR 2 2022-2023	RVA INTERNET REIMBURSEMENT	90.00	99 E 600 358 235000 360	03/22/2023
					Totals for Zimmerman, Aubry	90.00		
183869	03/22/2023	Zimmerman, Destiny	0	QTR 2 2022-2023	RVA INTERNET REIMBURSEMENT	90.00	99 E 600 358 235000 360	03/22/2023
					Totals for Zimmerman, Destiny	90.00		
183870	03/22/2023	Zimmerman, Lee	0	QTR 2 2022-2023	RVA INTERNET REIMBURSEMENT	90.00	99 E 600 358 235000 360	03/22/2023
					Totals for Zimmerman, Lee	90.00		
183871	03/22/2023	Zodrow - McElroy, Lisa	0	QTR 2 2022-2023	RVA INTERNET REIMBURSEMENT	90.00	99 E 600 358 235000 360	03/22/2023
					Totals for Zodrow - McElroy, Lisa	90.00		
183872	03/22/2023	Zuniga, Joseph	0	QTR 2 2022-2023	RVA INTERNET REIMBURSEMENT	90.00	99 E 600 358 235000 360	03/22/2023
					Totals for Zuniga, Joseph	90.00		
183873	03/22/2023	Zygarlicke, Nancy	0	QTR 2 2022-2023	RVA INTERNET REIMBURSEMENT	90.00	99 E 600 358 235000 360	03/22/2023
					Totals for Zygarlicke, Nancy	90.00		
183874	03/23/2023	Advance Auto Parts	0	2217-863214	MAINT SUPPLIES: BRUSH/CAR WASH	15.00	10 E 800 411 253000 000	03/23/2023
183874	03/23/2023	Advance Auto Parts	0	2217-863392	VAN #11 AIR FILTERS	37.98	10 E 800 411 253000 000	03/23/2023
					Totals for Advance Auto Parts	52.98		
183875	03/23/2023	All About Learning Press, Inc.	6012200066	914705	All About Learning, Pre-Reading	109.90	27 E 600 470 158700 019	03/23/2023
183875	03/23/2023	All About Learning Press, Inc.	6012200069	914704	Intervention Materials	169.90	27 E 600 470 158700 019	03/23/2023
					Totals for All About Learning Press, Inc	279.80		
183876	03/23/2023	American Red Cross	0	22547692	AID/CPR/AED: QTY 5	25.00	80 E 800 940 240000 000	03/23/2023
					Totals for American Red Cross	25.00		
183877	03/23/2023	Black River Industries	0	39490	TRANSPORTATION SERVICES FEBRUARY: A. WILHELM, J.CZARNECKI, K. MESSMANN	1,482.00	27 E 800 341 256750 451	03/23/2023
					Totals for Black River Industries	1,482.00		
183878	03/23/2023	Blazer Works	0	20606503	L. BAILEY: 2/19/23	396.00	27 E 600 360 156700 019	03/23/2023
					Totals for Blazer Works	396.00		
183879	03/23/2023	Carrico Aquatic Resources Inc	4012200122	20230944	2022-2023 Pool Supplies	6,621.45	10 E 400 411 253000 000	03/23/2023
					Totals for Carrico Aquatic Resources Inc	6,621.45		

CHECK #	CHECK DATE	VENDOR	PO	INVOICE #	DESCRIPTION	CHECK AMOUNT	ACCOUNT				POST DATE		
							NUMBER	NUMBER	NUMBER	NUMBER			
183880	03/23/2023	Children's Museum Of Eau Clair	0	022123	RVA FIELD TRIP	205.00	99	E	600	940	110000	360	03/23/2023
					Totals for Children's Museum Of Eau Clair	205.00							
183881	03/23/2023	Chippewa Valley Sporting Goods	4012200116	266515	Open PO	224.31	10	E	400	411	162000	964	03/23/2023
					Totals for Chippewa Valley Sporting Good	224.31							
183882	03/23/2023	Cintas	0	4147131938	DO RUGS	78.18	10	E	800	324	253000	000	03/23/2023
					Totals for Cintas	78.18							
183883	03/23/2023	Counseling Connection	0	2/1-2/21/23	DANIELLE STUDENT SERVICES	247.50	10	E	800	310	213000	698	03/23/2023
183883	03/23/2023	Counseling Connection	0	2/13/23	COURTNEY STUDENT SERVICES	45.00	10	E	800	310	221200	297	03/23/2023
183883	03/23/2023	Counseling Connection	0	2/6-2/20/23	KELLY STUDENT SERVICES	270.00	10	E	800	310	213000	698	03/23/2023
183883	03/23/2023	Counseling Connection	0	MARCH	CARES: M.STONE, JACK, KELLY,M. BOWE, COURTNEY, DANIELLE, TANYA STUDENT SERVICES TANYA DOJ MAMS	967.50	10	E	800	310	213000	698	03/23/2023
183883	03/23/2023	Counseling Connection	0	MARCH	CARES: M.STONE, JACK, KELLY,M. BOWE, COURTNEY, DANIELLE, TANYA STUDENT SERVICES TANYA DOJ MAMS	6,817.50	21	E	800	310	240000	182	03/23/2023
					Totals for Counseling Connection	8,347.50							
183884	03/23/2023	Edvotek	4002200341	239883	PLTW Anne Marie Grant	2,262.00	21	E	400	411	126000	000	03/23/2023
					Totals for Edvotek	2,262.00							
183885	03/23/2023	Evan-Moor	6012200067	INV364338	Evan Moor Science and Social Studies	28.97	27	E	600	470	158700	019	03/23/2023
					Totals for Evan-Moor	28.97							
183886	03/23/2023	Follett Book Company	4002200192	619929B	book orders for newly published titles *blanket PO so I can place orders throughout the semester	65.00	10	E	400	432	222200	031	03/23/2023
					Totals for Follett Book Company	65.00							
183887	03/23/2023	Gopher Sport	3002200249	In261676	Phy Ed equipment	288.28	10	E	100	411	143000	000	03/23/2023
					Totals for Gopher Sport	288.28							
183888	03/23/2023	Heid Music	2002200123	3269446	Music supplies	17.03	10	E	200	411	125500	000	03/23/2023
183888	03/23/2023	Heid Music	4002200124	3176485	320 Instrument Repair	330.20	10	E	400	310	125500	000	03/23/2023
183888	03/23/2023	Heid Music	4002200124	3176489	320 Instrument Repair	424.10	10	E	400	310	125500	000	03/23/2023
183888	03/23/2023	Heid Music	4002200124	3254395	320 Instrument Repair	90.99	10	E	400	310	125500	000	03/23/2023
183888	03/23/2023	Heid Music	4002200125	3269629	411 Instrument Supplies	61.96	10	E	400	411	125500	000	03/23/2023
					Totals for Heid Music	924.28							
183889	03/23/2023	Hettinga, Odessa	0	3/20/23	RETURNED LOST BOOK	22.00	10	R	800	297	500000	000	03/23/2023
					Totals for Hettinga, Odessa	22.00							
183890	03/23/2023	Hillyard Inc.	3012200109	605024822	2022-2023 Hillyard Supplies for MAES	428.00	10	E	100	411	253000	000	03/23/2023
					Totals for Hillyard Inc.	428.00							

CHECK #	CHECK DATE	VENDOR	PO INVOICE #		DESCRIPTION	CHECK AMOUNT	ACCOUNT				POST DATE		
			NUMBER	NUMBER			NUMBER	NUMBER	NUMBER	NUMBER			
183891	03/23/2023	Hobart Sales & Service	0	ZB94036	MAES STEAMER SERVICE	738.67	50	E	800	324	257000	000	03/23/2023
					Totals for Hobart Sales & Service	738.67							
183892	03/23/2023	JW Pepper & Sons, Inc.	2002200130	365114047	Concert music	4.99	10	E	200	411	125400	000	03/23/2023
183892	03/23/2023	JW Pepper & Sons, Inc.	2002200130	365114048	Concert music	4.99	10	E	200	411	125400	000	03/23/2023
183892	03/23/2023	JW Pepper & Sons, Inc.	2002200130	365123036	Concert music	4.99	10	E	200	411	125400	000	03/23/2023
183892	03/23/2023	JW Pepper & Sons, Inc.	2002200130	365123037	Concert music	4.99	10	E	200	411	125400	000	03/23/2023
					Totals for JW Pepper & Sons, Inc.	19.96							
183893	03/23/2023	Kramer Plumbing & Heating Inc	0	47055	MASH UNPLUGG TOILET	607.75	10	E	400	324	254300	000	03/23/2023
183893	03/23/2023	Kramer Plumbing & Heating Inc	0	47056	MASH SEWER LINE	385.00	10	E	400	324	254300	000	03/23/2023
183893	03/23/2023	Kramer Plumbing & Heating Inc	0	47057	MAMS UNPLUG TOLIET	136.00	10	E	200	324	254300	000	03/23/2023
					Totals for Kramer Plumbing & Heating Inc	1,128.75							
183894	03/23/2023	Krug's Bus Service Inc	0	70301	BUS #4 REPAIRS	3,557.66	27	E	800	324	256600	341	03/23/2023
					Totals for Krug's Bus Service Inc	3,557.66							
183895	03/23/2023	LessonPix, Inc.	6002200266	8177	Therapist Software	89.95	27	E	600	360	156600	019	03/23/2023
					Totals for LessonPix, Inc.	89.95							
183896	03/23/2023	Logic of English	6012200068	SI-173200	LOE Essentials Consumables	23.43	27	E	600	470	158700	019	03/23/2023
					Totals for Logic of English	23.43							
183897	03/23/2023	Marshfield Book & Stationery	4002200313	363670	office chair	591.00	10	E	400	440	240000	000	03/23/2023
					Totals for Marshfield Book & Stationery	591.00							
183898	03/23/2023	McGraw-Hill School Education H	6012200061	127408369001	Spelling Textbook	40.38	27	E	600	470	158700	019	03/23/2023
					Totals for McGraw-Hill School Education	40.38							
183899	03/23/2023	McMaster-Carr	4002200354	93502241	Duct work	85.25	10	E	400	411	136000	000	03/23/2023
					Totals for McMaster-Carr	85.25							
183900	03/23/2023	Mid-Wisconsin Beverage Inc	0	2903043	MASH STUDENT VENDING	504.72	21	E	400	411	120000	610	03/23/2023
183900	03/23/2023	Mid-Wisconsin Beverage Inc	0	2903044	MASH MARKETING CONCESSION PRODUCT: CREDIT \$684	576.00	21	E	400	411	120000	609	03/23/2023
					Totals for Mid-Wisconsin Beverage Inc	1,080.72							
183901	03/23/2023	Moosewood Music LLC	0	2022-2023	RVA 9 WEEKS GRADES 3-8 MUSIC CLASS	4,000.05	99	E	600	310	110000	360	03/23/2023
					Totals for Moosewood Music LLC	4,000.05							
183902	03/23/2023	NCS Pearson, Inc.	9002200178	99408	Account Number: 3896247: CREDIT \$148.15 A103000260031 Q-INTERACTIVE STANDARD LICENSE (DIGITAL) 21-FEB-2022 20-FEB-2023	126.85	27	E	800	490	215200	341	03/23/2023
					Totals for NCS Pearson, Inc.	126.85							
183903	03/23/2023	Northern Speech Services	8002200246	1350287	HOLY ROSARY SPED SUPPLIES	203.36	27	E	510	439	158700	341	03/23/2023
					Totals for Northern Speech Services	203.36							
183904	03/23/2023	O'Reilly Automotive, Inc.	0	3844-216916	VAN # 11 CABIN FILTER	17.75	10	E	800	411	253000	000	03/23/2023
					Totals for O'Reilly Automotive, Inc.	17.75							
183905	03/23/2023	Quik Print	3002200137	73881	copying math workbooks	129.62	10	E	100	411	110000	000	03/23/2023

CHECK #	CHECK DATE	VENDOR	PO INVOICE #		DESCRIPTION	CHECK AMOUNT	ACCOUNT				POST DATE		
			NUMBER	NUMBER			NUMBER	NUMBER	NUMBER	NUMBER			
183905	03/23/2023	Quik Print	3002200137	73881	copying math workbooks	64.80	10	E	101	411	110000	000	03/23/2023
					Totals for Quik Print	194.42							
183906	03/23/2023	Quill Corporation	6002200263	30968468	Office Supply Order	53.94	99	E	600	411	240000	360	03/23/2023
183906	03/23/2023	Quill Corporation	6002200263	30974591	Office Supply Order	845.06	99	E	600	411	240000	360	03/23/2023
					Totals for Quill Corporation	899.00							
183907	03/23/2023	Renaissance Learning, Inc.	6002200265	INV5279833	10 add-on STAR 360 licenses	49.60	99	E	600	360	110000	360	03/23/2023
					Totals for Renaissance Learning, Inc.	49.60							
183908	03/23/2023	Rise Vision Inc	8022200106	105011	Rise Vision Display Licenses	1,260.00	10	E	800	360	295000	000	03/23/2023
					Annual Plan								
					Totals for Rise Vision Inc	1,260.00							
183909	03/23/2023	School Specialty, LLC	6002200264	208131926362	Graph Paper	99.00	99	E	600	411	110000	360	03/23/2023
					Totals for School Specialty, LLC	99.00							
183910	03/23/2023	St Croix Valley Distributing L	0	231436175	MASH CONCESSIONS POPCORN	263.75	21	E	400	411	120000	609	03/23/2023
					Totals for St Croix Valley Distributing	263.75							
183911	03/23/2023	Vernier Software & Technology	4002200342	5451547	AP Biology / Biology / Human	94.89	10	E	400	411	126000	000	03/23/2023
					Anatomy & Physiology PLTW supplies								
183911	03/23/2023	Vernier Software & Technology	4002200342	5451547	AP Biology / Biology / Human	37.59	21	E	400	411	126000	000	03/23/2023
					Anatomy & Physiology PLTW supplies								
					Totals for Vernier Software & Technology	132.48							
183912	03/23/2023	West Music	2002200162	SI2253455	Instruments	4.97	10	E	200	411	125400	000	03/23/2023
183912	03/23/2023	West Music	2002200162	SI2253455	Instruments	35.01	10	E	200	440	125400	000	03/23/2023
					Totals for West Music	39.98							
183913	03/23/2023	Wilson Language Training	3002200247	1968859	Dry Erase Writing White Board Per	1,663.20	10	E	100	411	110000	000	03/23/2023
					Dawn								
183913	03/23/2023	Wilson Language Training	3002200247	1968859	Dry Erase Writing White Board Per	712.80	10	E	101	411	110000	000	03/23/2023
					Dawn								
					Totals for Wilson Language Training	2,376.00							
183914	03/23/2023	WKEB/WIGM Radio	0	23020310	BOE	75.00	10	E	800	351	260000	000	03/23/2023
183914	03/23/2023	WKEB/WIGM Radio	0	23020522	TAYLOR COUNTY DOP	200.00	80	E	800	351	390000	901	03/23/2023
					Totals for WKEB/WIGM Radio	275.00							
183915	03/23/2023	Woller, Scott	0	4/21/23	TCDOP DJ SERVICE	350.00	80	E	800	310	390000	901	03/23/2023
					Totals for Woller, Scott	350.00							
183916	03/23/2023	Heier Locksmithing & Handyman	0	3/17/23	SCHOOL FOREST ROOF TOP SNOW	600.00	10	E	800	310	253000	000	03/23/2023
					REMOVAL								
					Totals for Heier Locksmithing & Handyman	600.00							
183917	03/23/2023	Medford Area Little League Ass	4002200373	3/22/23	2023 Baseball hats	520.00	10	E	400	420	162000	963	03/23/2023
					Totals for Medford Area Little League As	520.00							
183918	03/23/2023	Moby Max Education, LLC	0	424586	MAES 10 STUDENTS LICENSE	100.87	10	E	100	360	110000	000	03/23/2023
					Totals for Moby Max Education, LLC	100.87							

CHECK #	CHECK DATE	VENDOR	PO INVOICE #	DESCRIPTION	CHECK AMOUNT	ACCOUNT	POST DATE
			NUMBER			NUMBER	
183919	03/23/2023	S & A Trophy	0 42573	MASH BOYS BASKETBALL SPEC	11.25	10 E 400 411 162000 957	03/23/2023
183919	03/23/2023	S & A Trophy	0 42575	MASH BOYS SWIM MVP	11.25	10 E 400 411 162000 958	03/23/2023
183919	03/23/2023	S & A Trophy	0 42577	MASH WRESTLING MVP	11.25	10 E 400 411 162000 959	03/23/2023
183919	03/23/2023	S & A Trophy	0 42579	MASH GIRLS HOCKEY PLAQUES	12.75	10 E 400 411 162000 960	03/23/2023
183919	03/23/2023	S & A Trophy	0 42582	MASH BOYS HOCKEY PLAQUE	12.45	10 E 400 411 162000 961	03/23/2023
183919	03/23/2023	S & A Trophy	0 42589	MASH ATHLETICS BARS	150.00	10 E 400 411 162000 000	03/23/2023
				Totals for S & A Trophy	208.95		
183920	03/23/2023	Stetsonville Public Library	0 3/22/23	DONATION	675.00	21 E 101 411 240000 110	03/23/2023
				Totals for Stetsonville Public Library	675.00		
183921	03/23/2023	Thorp High School	0 2/18/23	HS/MS SOLO & ENSEMBLE FEST	21.88	10 E 200 940 125500 000	03/23/2023
183921	03/23/2023	Thorp High School	0 2/18/23	HS/MS SOLO & ENSEMBLE FEST	21.86	10 E 400 940 125400 000	03/23/2023
183921	03/23/2023	Thorp High School	0 2/18/23	HS/MS SOLO & ENSEMBLE FEST	21.86	10 E 400 940 125500 000	03/23/2023
				Totals for Thorp High School	65.60		
183922	03/23/2023	UW of Platteville	0 SPRING 2023	RVA EARLY COLLEGE: W. DRESSER	383.96	99 E 600 387 431000 360	03/23/2023
				Totals for UW of Platteville	383.96		
183923	03/23/2023	Wounded Warrior Project	0 3/23/23	DONATION IN LOVING MEMORY OF JACKLYN SLOCUM	40.00	10 E 800 411 231000 000	03/23/2023
				Totals for Wounded Warrior Project	40.00		
183924	03/23/2023	Brassington, Jayme	0 QTR 1 & 2 2022-	RVA INTERNET REIMBURSEMENT	180.00	99 E 600 358 235000 360	03/23/2023
				Totals for Brassington, Jayme	180.00		
183925	03/23/2023	Cole, Alysa	0 QTR 1 & 2 2022-	RVA INTERNET REIMBURSEMENT	180.00	99 E 600 358 235000 360	03/23/2023
				Totals for Cole, Alysa	180.00		
183926	03/23/2023	Igl, Amie	0 QTR 1 & 2 2022-	RVA INTERNET REIMBURSEMENT	180.00	99 E 600 358 235000 360	03/23/2023
				Totals for Igl, Amie	180.00		
183927	03/23/2023	Krenz, Brittany	0 QTR 1 & 2 2022-	RVA INTERNET REIMBURSEMENT	180.00	99 E 600 358 235000 360	03/23/2023
				Totals for Krenz, Brittany	180.00		
183928	03/23/2023	Krueger, Margaret	0 QTR 1 & 2 2022-	RVA INTERNET REIMBURSEMENT	180.00	99 E 600 358 235000 360	03/23/2023
				Totals for Krueger, Margaret	180.00		
183929	03/23/2023	Kuhn, Mark	0 QTR 1 & 2 2022-	RVA INTERNET REIMBURSEMENT	180.00	99 E 600 358 235000 360	03/23/2023
				Totals for Kuhn, Mark	180.00		
183930	03/23/2023	Martinez, Kimberly	0 QTR 1 & 2 2022-	RVA INTERNET REIMBURSEMENT	180.00	99 E 600 358 235000 360	03/23/2023
				Totals for Martinez, Kimberly	180.00		
183931	03/23/2023	Minnihan, Eric	0 QTR 1 & 2 2022-	RVA INTERNET REIMBURSEMENT	180.00	99 E 600 358 235000 360	03/23/2023
				Totals for Minnihan, Eric	180.00		
183932	03/23/2023	Osborn, Katharine	0 QTR 1 & 2 2022-	RVA INTERNET REIMBURSEMENT	180.00	99 E 600 358 235000 360	03/23/2023
				Totals for Osborn, Katharine	180.00		
183933	03/23/2023	Poehnel, Derek	0 QTR 1 & 2 2022-	RVA INTERNET REIMBURSEMENT	180.00	99 E 600 358 235000 360	03/23/2023
				Totals for Poehnel, Derek	180.00		
183934	03/24/2023	4 Impact Inc.	0 3147	A DAY WITHOUT HATE TSHIRTS	1,986.48	10 E 800 411 221200 297	03/24/2023

CHECK #	CHECK DATE	VENDOR	PO INVOICE #	DESCRIPTION	CHECK AMOUNT	ACCOUNT	POST DATE
			NUMBER			NUMBER	
Totals for 4 Impact Inc.					1,986.48		
183935	03/24/2023	Cenex Fleet Fueling	0 259239CL	FUEL	766.27	10 E 800 348 253000 000	03/24/2023
183935	03/24/2023	Cenex Fleet Fueling	0 259239CL	FUEL	330.36	99 E 600 348 253000 360	03/24/2023
183935	03/24/2023	Cenex Fleet Fueling	0 259239CL	FUEL	245.89	27 E 800 348 256250 341	03/24/2023
Totals for Cenex Fleet Fueling					1,342.52		
183936	03/24/2023	Charter Communications	0 0002810031523	8245 11 246 0002810:TV 3/15-4/14/23	30.63	80 E 800 359 230000 000	03/24/2023
183936	03/24/2023	Charter Communications	0 0033928031423	8245 11 795 0033928:DATA LINES 3/1-3/31/23	191.58	10 E 800 360 295000 000	03/24/2023
183936	03/24/2023	Charter Communications	0 0033928031423	8245 11 795 0033928:DATA LINES 3/1-3/31/23	629.28	99 E 600 360 295000 360	03/24/2023
Totals for Charter Communications					851.49		
183937	03/24/2023	Direct Energy Inc.	0 HS33523023	MASH \$9,074.97/MAMS \$3,733.21	12,808.18	10 E 800 331 253000 000	03/24/2023
Totals for Direct Energy Inc.					12,808.18		
183938	03/24/2023	MASH Curling	0 FEBRUARY 2023	PRIDE PUMP DONATION	349.29	21 R 400 291 500000 495	03/24/2023
Totals for MASH Curling					349.29		
183939	03/24/2023	Medford High School Golf Boost	0 FEBRUARY 2023	PRIDE PUMP DONATION	349.29	21 R 400 291 500000 495	03/24/2023
Totals for Medford High School Golf Boos					349.29		
183940	03/24/2023	Medford Utilities	0 100-0961-10	MAMS STORAGE SHED: 1/31-3/1/23	6.55	10 E 800 336 253000 000	03/24/2023
183940	03/24/2023	Medford Utilities	0 300-0192-04	1055 W BROADWAY:1/31-3/1/23	158.77	10 E 800 336 253000 000	03/24/2023
183940	03/24/2023	Medford Utilities	0 300-0192-04	1055 W BROADWAY:1/31-3/1/23	27.09	10 E 800 337 253000 000	03/24/2023
183940	03/24/2023	Medford Utilities	0 300-0192-04	1055 W BROADWAY:1/31-3/1/23	22.46	10 E 800 338 253000 000	03/24/2023
183940	03/24/2023	Medford Utilities	0 700-1350-00	MASH ELECTRICITY:1/31-2/28/23	6,311.83	10 E 800 336 253000 000	03/24/2023
183940	03/24/2023	Medford Utilities	0 700-1352-00	FOOTBALL FIELD:1/31-2/28/23	121.53	10 E 800 336 253000 000	03/24/2023
183940	03/24/2023	Medford Utilities	0 700-1353-00	TECH ED BUILDING:1/31-3/1/23	50.66	10 E 800 337 253000 000	03/24/2023
183940	03/24/2023	Medford Utilities	0 700-1353-00	TECH ED BUILDING:1/31-3/1/23	30.15	10 E 800 338 253000 000	03/24/2023
183940	03/24/2023	Medford Utilities	0 700-1354-00	STORAGE BUILDING:1/31-3/1/23	105.20	10 E 800 336 253000 000	03/24/2023
183940	03/24/2023	Medford Utilities	0 700-1354-00	STORAGE BUILDING:1/31-3/1/23	21.07	10 E 800 337 253000 000	03/24/2023
183940	03/24/2023	Medford Utilities	0 700-1354-00	STORAGE BUILDING:1/31-3/1/23	12.28	10 E 800 338 253000 000	03/24/2023
183940	03/24/2023	Medford Utilities	0 700-1360-00	MAES:1/31-2/28/23	2,833.32	10 E 800 336 253000 000	03/24/2023
183940	03/24/2023	Medford Utilities	0 700-1360-00	MAES:1/31-2/28/23	571.52	10 E 800 337 253000 000	03/24/2023
183940	03/24/2023	Medford Utilities	0 700-1360-00	MAES:1/31-2/28/23	494.42	10 E 800 338 253000 000	03/24/2023
183940	03/24/2023	Medford Utilities	0 700-1740-00	MAMS ELECTRICITY: 1/31-2/28/23	4,183.85	10 E 800 336 253000 000	03/24/2023
183940	03/24/2023	Medford Utilities	0 700-1750-00	MAMS SEWER/WATER:1/31-3/1/23	334.92	10 E 800 337 253000 000	03/24/2023
183940	03/24/2023	Medford Utilities	0 700-1750-00	MAMS SEWER/WATER:1/31-3/1/23	419.56	10 E 800 338 253000 000	03/24/2023
183940	03/24/2023	Medford Utilities	0 700-3000-00	DISTRICT OFFICE:1/31-3/1/23	290.77	10 E 800 336 253000 000	03/24/2023
183940	03/24/2023	Medford Utilities	0 700-3000-00	DISTRICT OFFICE:1/31-3/1/23	24.08	10 E 800 337 253000 000	03/24/2023
183940	03/24/2023	Medford Utilities	0 700-3000-00	DISTRICT OFFICE:1/31-3/1/23	26.92	10 E 800 338 253000 000	03/24/2023
Totals for Medford Utilities					16,046.95		

CHECK #	CHECK DATE	VENDOR	PO INVOICE #	DESCRIPTION	CHECK AMOUNT	ACCOUNT	POST DATE
			NUMBER			NUMBER	
183941	03/24/2023	Village Of Stetsonville	0 504-0000-00	FEBRUARY SEWER	750.00	10 E 800 338 253000 000	03/24/2023
				Totals for Village Of Stetsonville	750.00		
183942	03/24/2023	Wisconsin Public Service	0 0621559037-0000	MOSINEE/RVA: 2/16-3/16/23	545.93	99 E 600 331 253000 360	03/24/2023
183942	03/24/2023	Wisconsin Public Service	0 0621559037-0000	MOSINEE RVA STE 130: 2/16-3/16/23	141.55	99 E 600 331 253000 360	03/24/2023
				Totals for Wisconsin Public Service	687.48		
183943	03/24/2023	Ampro Data Services	0 C86787	MASH TECH EXTENSION CABLE	232.00	10 E 800 481 295000 000	03/24/2023
183943	03/24/2023	Ampro Data Services	9002200150 C86952	ink for SPED printers	145.00	27 E 800 481 158700 341	03/24/2023
183943	03/24/2023	Ampro Data Services	9002200150 C86957	ink for SPED printers	366.00	27 E 800 481 158700 341	03/24/2023
				Totals for Ampro Data Services	743.00		
183944	03/24/2023	Aspirus Clinics Inc	0 113650	POST OFFER EXAM	84.00	10 E 800 310 260000 000	03/24/2023
183944	03/24/2023	Aspirus Clinics Inc	0 113970	EAS FOR FEBRUARY 2023	324.78	27 E 800 310 264400 341	03/24/2023
183944	03/24/2023	Aspirus Clinics Inc	0 113970	EAS FOR FEBRUARY 2023	324.78	99 E 600 310 235000 360	03/24/2023
183944	03/24/2023	Aspirus Clinics Inc	0 113970	EAS FOR FEBRUARY 2023	433.06	10 E 800 310 259000 000	03/24/2023
				Totals for Aspirus Clinics Inc	1,166.62		
183945	03/24/2023	Background Investigation Burea	0 INV-21745	BACKGROUND CHECKS: 32 TOTALS	462.40	10 E 800 310 260000 000	03/24/2023
				Totals for Background Investigation Bure	462.40		
183946	03/24/2023	Bender Investments, Inc.	0 APRIL 2023	LEASE PAYMENT: RVA MOSINEE	3,183.62	99 E 600 328 255400 360	03/24/2023
183946	03/24/2023	Bender Investments, Inc.	0 APRIL 2023	LEASE PAYMENT: RVA MOSINEE SUITE 130	750.00	99 E 600 328 255400 360	03/24/2023
				Totals for Bender Investments, Inc.	3,933.62		
183947	03/24/2023	Benson PH. D., Glenis	0 968	AUTISM 101 TRAINING	400.00	10 E 800 310 221200 297	03/24/2023
				Totals for Benson PH. D., Glenis	400.00		
183948	03/24/2023	Blazer Works	0 20614792	L. BAILEY: 2/26/23	176.00	27 E 600 360 156700 019	03/24/2023
183948	03/24/2023	Blazer Works	0 20614793	J. SEVERSON: 2/26/23	22.31	27 E 600 360 156700 019	03/24/2023
				Totals for Blazer Works	198.31		
183949	03/24/2023	BSN Sports	4002200356 920777761	Baseball Pants	636.00	10 E 400 420 162000 963	03/24/2023
				Totals for BSN Sports	636.00		
183950	03/24/2023	Carlin Sales Corp.	0 3032289-00	AG PLANTS: CREDIT \$86.42	191.38	10 E 400 411 131000 000	03/24/2023
				Totals for Carlin Sales Corp.	191.38		
183951	03/24/2023	Commercial Recycling Corp	0 75516	MONTHLY SERVICE AND RENTAL OF 4 TRAILERS	50.00	10 E 400 324 253000 000	03/24/2023
183951	03/24/2023	Commercial Recycling Corp	0 75516	MONTHLY SERVICE AND RENTAL OF 4 TRAILERS	50.00	10 E 100 324 253000 000	03/24/2023
183951	03/24/2023	Commercial Recycling Corp	0 75516	MONTHLY SERVICE AND RENTAL OF 4 TRAILERS	50.00	10 E 101 324 253000 000	03/24/2023
183951	03/24/2023	Commercial Recycling Corp	0 75516	MONTHLY SERVICE AND RENTAL OF 4 TRAILERS	50.00	10 E 200 324 253000 000	03/24/2023
				Totals for Commercial Recycling Corp	200.00		
183952	03/24/2023	Complete Control Inc	0 SRVCE048228	MASH SERVICE ON UNIT VENT 25A	2,520.20	10 E 400 324 254300 000	03/24/2023

CHECK #	CHECK DATE	VENDOR	PO	INVOICE #	DESCRIPTION	CHECK AMOUNT	ACCOUNT	POST DATE
				NUMBER			NUMBER	
183952	03/24/2023	Complete Control Inc	0	SRVCE048229	MAES SERVICE ON HOT WATER PUMP	270.25	10 E 100 324 254300 000	03/24/2023
183952	03/24/2023	Complete Control Inc	0	SRVCE048360	MASH: MATERIALS FOR A PM	118.50	10 E 400 411 253000 000	03/24/2023
					Totals for Complete Control Inc	2,908.95		
183953	03/24/2023	E-Therapy LLC	0	29892	SPEECH THERAPY \$237.50/PHYSICAL	698.75	27 E 600 360 218200 019	03/24/2023
					THERAPY \$698.75			
183953	03/24/2023	E-Therapy LLC	0	29892	SPEECH THERAPY \$237.50/PHYSICAL	237.50	27 E 600 360 218100 019	03/24/2023
					THERAPY \$698.75			
					Totals for E-Therapy LLC	936.25		
183954	03/24/2023	Equal Right Division	0	FEBRUARY 2023	WORK PERMITS: 8 TOTAL	60.00	21 E 400 310 240000 497	03/24/2023
					Totals for Equal Right Division	60.00		
183955	03/24/2023	Follett Content Solutions, LLC	2002200105	622998F	Follett	163.07	10 E 200 432 222200 031	03/24/2023
					Totals for Follett Content Solutions, LL	163.07		
183956	03/24/2023	Follett Book Company	1002200134	615787B	books	3,551.31	10 E 101 432 222200 031	03/24/2023
					Totals for Follett Book Company	3,551.31		
183957	03/24/2023	JW Pepper & Sons, Inc.	2002200120	365144940	music literature	56.00	10 E 200 411 125500 000	03/24/2023
183957	03/24/2023	JW Pepper & Sons, Inc.	2002200130	365164697	Concert music	4.99	10 E 200 411 125400 000	03/24/2023
					Totals for JW Pepper & Sons, Inc.	60.99		
183958	03/24/2023	Lincoln Learning Solutions	0	60011498	RVA CURRICULUM	1,100.00	99 E 600 470 110000 360	03/24/2023
					Totals for Lincoln Learning Solutions	1,100.00		
183959	03/24/2023	Math-U-See, Inc.	6012200070	0814006-IN	Epsilon student workbook	63.00	27 E 600 470 158700 019	03/24/2023
					Totals for Math-U-See, Inc.	63.00		
183960	03/24/2023	Medford Motors Inc	0	37823	VAN # 11 OIL CHANGE/INSPECTION	78.95	10 E 800 324 253000 000	03/24/2023
183960	03/24/2023	Medford Motors Inc	0	37895	VAN # 4 OIL CHANGE/INSPECTION	56.95	10 E 800 324 253000 000	03/24/2023
183960	03/24/2023	Medford Motors Inc	0	37909	VAN # 8 OIL CHANGE/INSPECTION	70.61	10 E 800 324 253000 000	03/24/2023
					Totals for Medford Motors Inc	206.51		
183962	03/24/2023	Omega Laboratories Inc	0	22199 2-2023	STUDENT DRUG PANELS	335.00	10 E 800 310 219000 000	03/24/2023
183962	03/24/2023	Omega Laboratories Inc	0	24105 2-2023	MAPS/RVA DRUG PANELS	116.50	10 E 800 310 260000 000	03/24/2023
183962	03/24/2023	Omega Laboratories Inc	0	24105 2-2023	MAPS/RVA DRUG PANELS	32.50	99 E 600 310 235000 360	03/24/2023
					Totals for Omega Laboratories Inc	484.00		
183963	03/24/2023	The Sports Page	0	2/27/23	MAMS MINI COURSES	290.00	21 E 200 940 240000 235	03/24/2023
					Totals for The Sports Page	290.00		
183964	03/24/2023	Sun Printing	0	135350	RVA: WINDOW ENVELOPES	219.00	99 E 600 411 235000 360	03/24/2023
183964	03/24/2023	Sun Printing	0	135353	RVA: WINDOW ENVELOPES	498.00	99 E 600 411 235000 360	03/24/2023
183964	03/24/2023	Sun Printing	0	135355	RVA: REPORT CARDS	2,412.00	99 E 600 411 235000 360	03/24/2023
183964	03/24/2023	Sun Printing	0	135488	RVA: GRADUATION INVITATIONS	441.00	99 E 600 411 235000 360	03/24/2023
					Totals for Sun Printing	3,570.00		
183965	03/27/2023	Bockin, Stacy	0	1	SES SMORE CADDY PRIZES PTO	120.00	21 E 101 411 240000 140	03/27/2023
					Totals for Bockin, Stacy	120.00		
183966	03/27/2023	Fleur De Lis Foods Catering	0	5/19/23	RVA PICNIC CATERING: DEPOSIT	1,375.00	99 E 600 310 240000 360	03/27/2023

CHECK #	CHECK DATE	VENDOR	PO NUMBER	INVOICE #	DESCRIPTION	CHECK AMOUNT	ACCOUNT NUMBER	POST DATE
					Totals for Fleur De Lis Foods Catering	1,375.00		
183967	03/27/2023	GoGuardian	6002200268	INV65656	Pear Deck Subscriptions	13,920.00	99 E 600 360 110000 360	03/27/2023
					Totals for GoGuardian	13,920.00		
183968	03/27/2023	Heinzen Promotional	0	PROM-4225	RVA HOODIES	2,199.00	99 E 600 411 235000 360	03/27/2023
183968	03/27/2023	Heinzen Promotional	0	PROM-4231	RVA SHIRTS	179.80	99 E 600 411 235000 360	03/27/2023
183968	03/27/2023	Heinzen Promotional	0	PROM-4232	RVA STUDENT SHIRTS	119.50	99 E 600 411 235000 360	03/27/2023
					Totals for Heinzen Promotional	2,498.30		
183969	03/27/2023	J H Larson Company	8012200108	S102898043.001	2022-2023 JH Larson Electrical and Plumbing Supplies	190.39	10 E 200 411 253000 000	03/27/2023
					Totals for J H Larson Company	190.39		
183970	03/27/2023	Linder Electric Motors Inc	0	67278	MASH TECH ED MOTOR	161.60	10 E 400 411 254300 000	03/27/2023
					Totals for Linder Electric Motors Inc	161.60		
183971	03/27/2023	Marshfield Book & Stationery	0	363684	RVA STORAGE CABINETS	10,810.00	99 E 600 440 235000 360	03/27/2023
183971	03/27/2023	Marshfield Book & Stationery	4012200136	363683	MASH New Student Lockers	370,701.57	49 E 800 562 255300 000	03/27/2023
					Totals for Marshfield Book & Stationery	381,511.57		
183972	03/27/2023	Medford Area for Tomorrow, Inc	0	3/23/23	DONATIONS FOR OUR VILLAGE PLAYGROUND PHASE II	2,482.00	10 R 800 291 500000 000	03/27/2023
					Totals for Medford Area for Tomorrow, In	2,482.00		
183973	03/27/2023	Plunkett Raysich Architects, L	0	202303099	MASH OFFICE ADDITION PLOTS	24,876.72	10 E 400 310 255100 000	03/27/2023
					Totals for Plunkett Raysich Architects,	24,876.72		
183974	03/27/2023	Renaissance Learning, Inc.	6002200270	INV5280558	Renaissance Renewal - June 1, 2023 to May 31, 2024	6,372.28	99 E 600 360 110000 360	03/27/2023
					Totals for Renaissance Learning, Inc.	6,372.28		
183975	03/27/2023	Wisconsin eSchool Network	0	RI.02282023.731	RVA 2022-23 WEN OPERATING COST BALANCE	339,277.33	99 E 600 389 219000 360	03/27/2023
					Totals for Wisconsin eSchool Network	339,277.33		
183976	03/27/2023	Wisconsin Mechanical Solutions	1012200104	3724	Kitchen Ventalation	8,726.50	50 E 101 551 257000 000	03/27/2023
					Totals for Wisconsin Mechanical Solution	8,726.50		
183977	03/27/2023	Abel, Brian	0	2/15/23	RVA MILEAGE	54.52	99 E 600 342 240000 360	03/27/2023
					Totals for Abel, Brian	54.52		
183978	03/27/2023	Ahola, Cassidy	0	2/9-2/10/23	RVA MILEAGE	30.08	99 E 600 342 221300 360	03/27/2023
					Totals for Ahola, Cassidy	30.08		
183979	03/27/2023	Anderson, Aaron	0	2/8-2/10/23	RVA MILEAGE	163.09	99 E 600 342 221300 360	03/27/2023
					Totals for Anderson, Aaron	163.09		
183980	03/27/2023	Anderson, Ashley	0	2/9/23	RVA MILEAGE	199.28	99 E 600 342 221300 360	03/27/2023
					Totals for Anderson, Ashley	199.28		
183981	03/27/2023	Berish, Jessica	0	2/9-2/10/23	RVA MILEAGE	90.24	99 E 600 342 221300 360	03/27/2023
					Totals for Berish, Jessica	90.24		
183982	03/27/2023	Clabots, Stephanie	0	2/9-2/20/23	RVA MILEAGE	66.74	99 E 600 342 110000 360	03/27/2023

CHECK #	CHECK DATE	VENDOR	PO INVOICE #	DESCRIPTION	CHECK AMOUNT	ACCOUNT	POST DATE
			NUMBER			NUMBER	
183982	03/27/2023	Clabots, Stephanie	0 2/9-2/20/23	RVA MILEAGE	227.48	99 E 600 342 221300 360	03/27/2023
				Totals for Clabots, Stephanie	294.22		
183983	03/27/2023	Covey, Toni	0 2/9-2/10/23	RVA MILEAGE	305.50	99 E 600 342 221300 360	03/27/2023
				Totals for Covey, Toni	305.50		
183984	03/27/2023	Crockett, Thomas	0 2/9-2/10/23	RVA MILEAGE	147.58	99 E 600 342 221300 360	03/27/2023
				Totals for Crockett, Thomas	147.58		
183985	03/27/2023	Culver, Shari	0 2/9-2/10/23	RVA MILEAGE	298.92	99 E 600 342 221300 360	03/27/2023
				Totals for Culver, Shari	298.92		
183986	03/27/2023	Ellenbecker, Melanie	0 2/9-3/17/23	RVA MILEAGE	11.28	27 E 600 342 215200 019	03/27/2023
183986	03/27/2023	Ellenbecker, Melanie	0 2/9-3/17/23	RVA MILEAGE	175.78	27 E 600 342 221300 019	03/27/2023
				Totals for Ellenbecker, Melanie	187.06		
183987	03/27/2023	Fabiano, Paige	0 2/9-2/10/23	RVA MILEAGE	197.40	99 E 600 342 221300 360	03/27/2023
				Totals for Fabiano, Paige	197.40		
183988	03/27/2023	Gajewski, Sheryl	0 2/9-2/10/23	RVA MILEAGE	131.60	99 E 600 342 221300 360	03/27/2023
				Totals for Gajewski, Sheryl	131.60		
183989	03/27/2023	Gehl, Joshua	0 2/9-2/10/23	RVA MILEAGE	46.06	99 E 600 342 221300 360	03/27/2023
				Totals for Gehl, Joshua	46.06		
183990	03/27/2023	Giebel, Toni	0 2/9-2/10/23	RVA MILEAGE	62.51	99 E 600 342 221300 360	03/27/2023
				Totals for Giebel, Toni	62.51		
183991	03/27/2023	Greene, Tanya	0 2/9-2/10/23	RVA MILEAGE	109.04	99 E 600 342 221300 360	03/27/2023
				Totals for Greene, Tanya	109.04		
183992	03/27/2023	Hawley, Matthew	0 2/9-2/10/23	RVA MILEAGE	112.80	99 E 600 342 221300 360	03/27/2023
				Totals for Hawley, Matthew	112.80		
183993	03/27/2023	Hostak, Bradley	0 2/10/23	RVA MILEAGE	248.63	99 E 600 342 221300 360	03/27/2023
				Totals for Hostak, Bradley	248.63		
183994	03/27/2023	Jolivette, Kirsten	0 2/9-2/10/23	RVA MILEAGE	242.52	99 E 600 342 221300 360	03/27/2023
				Totals for Jolivette, Kirsten	242.52		
183995	03/27/2023	Jolma, Abigail	0 2/28/23	RVA MILEAGE	96.82	99 E 600 342 110000 360	03/27/2023
				Totals for Jolma, Abigail	96.82		
183996	03/27/2023	Karau, Lisa	0 2/8-2/9/23	RVA MILEAGE	107.16	99 E 600 342 221300 360	03/27/2023
				Totals for Karau, Lisa	107.16		
183997	03/27/2023	Keller, Katherine	0 2/9-2/10/23	RVA MILEAGE	231.24	99 E 600 342 221300 360	03/27/2023
				Totals for Keller, Katherine	231.24		
183998	03/27/2023	Krawze, Karley	0 2/9-2/10/23	RVA MILEAGE	74.82	99 E 600 342 221300 360	03/27/2023
				Totals for Krawze, Karley	74.82		
183999	03/27/2023	LaMarche, Megan	0 3/6-3/7/23	RVA MILEAGE	66.74	99 E 600 342 213000 360	03/27/2023
				Totals for LaMarche, Megan	66.74		
184000	03/27/2023	Le Mahieu, Jeffrey	0 2/9-2/10/23	RVA MILEAGE	73.32	99 E 600 342 221300 360	03/27/2023
				Totals for Le Mahieu, Jeffrey	73.32		

CHECK #	CHECK DATE	VENDOR	PO INVOICE #	DESCRIPTION	CHECK AMOUNT	ACCOUNT	POST DATE
			NUMBER			NUMBER	
184001	03/27/2023	Main, Moriah	0 2/9-2/10/23	RVA MILEAGE	197.40	99 E 600 342 221300 360	03/27/2023
				Totals for Main, Moriah	197.40		
184002	03/27/2023	Marchant, Ann	0 1/19-2/9/23	RVA MILEAGE	120.32	99 E 600 342 221300 360	03/27/2023
184002	03/27/2023	Marchant, Ann	0 1/19-2/9/23	RVA MILEAGE	39.48	99 E 600 342 171000 360	03/27/2023
				Totals for Marchant, Ann	159.80		
184003	03/27/2023	Meissner, Dawn	0 10/4-2/10/23	RVA MILEAGE/MEAL	252.26	99 E 600 342 221300 360	03/27/2023
184003	03/27/2023	Meissner, Dawn	0 10/4-2/10/23	RVA MILEAGE/MEAL	180.24	99 E 600 342 215000 360	03/27/2023
				Totals for Meissner, Dawn	432.50		
184004	03/27/2023	Miller, Allison	0 1/19-2/10/23	RVA MILEAGE	374.12	99 E 600 342 240000 360	03/27/2023
				Totals for Miller, Allison	374.12		
184005	03/27/2023	Mukerji, Laura	0 2/9/23	RVA MILEAGE	152.28	99 E 600 342 221300 360	03/27/2023
				Totals for Mukerji, Laura	152.28		
184006	03/27/2023	O'Connor, Alex	0 2/8-2/15/23	RVA MILEAGE	133.48	99 E 600 342 110000 360	03/27/2023
184006	03/27/2023	O'Connor, Alex	0 2/8-2/15/23	RVA MILEAGE	118.44	99 E 600 342 221300 360	03/27/2023
				Totals for O'Connor, Alex	251.92		
184007	03/27/2023	Penry, Samantha	0 1/31-2/16/23	RVA MILEAGE	41.36	27 E 600 342 215200 019	03/27/2023
184007	03/27/2023	Penry, Samantha	0 1/31-2/16/23	RVA MILEAGE	265.08	27 E 600 342 221300 019	03/27/2023
				Totals for Penry, Samantha	306.44		
184008	03/27/2023	Podolak, Athena	0 2/15-2/17/23	RVA MILEAGE	122.20	99 E 600 342 221300 360	03/27/2023
				Totals for Podolak, Athena	122.20		
184009	03/27/2023	Robinson, Quinn	0 2/9-2/10/23	RVA MILEAGE	241.58	99 E 600 342 221300 360	03/27/2023
				Totals for Robinson, Quinn	241.58		
184010	03/27/2023	Seidel, Kelly	0 2/9-2/10/23	RVA MILEAGE	117.50	99 E 600 342 221300 360	03/27/2023
				Totals for Seidel, Kelly	117.50		
184011	03/27/2023	Serocki, Barbara	0 11/3-11/4/23	RVA MILEAGE	129.38	99 E 600 342 221300 360	03/27/2023
184011	03/27/2023	Serocki, Barbara	0 2/9-2/10/23	RVA MILEAGE	193.64	99 E 600 342 221300 360	03/27/2023
				Totals for Serocki, Barbara	323.02		
184012	03/27/2023	Sisneros, Leigh	0 12/17/22-2/20/2	RVA MILEAGE/HOTEL	186.08	99 E 600 342 221300 360	03/27/2023
184012	03/27/2023	Sisneros, Leigh	0 12/17/22-2/20/2	RVA MILEAGE/HOTEL	471.97	99 E 600 342 120000 360	03/27/2023
				Totals for Sisneros, Leigh	658.05		
184013	03/27/2023	Smith, Alison	0 2/9-2/17/23	RVA MILEAGE	206.80	99 E 600 342 221300 360	03/27/2023
184013	03/27/2023	Smith, Alison	0 2/9-2/17/23	RVA MILEAGE	11.28	99 E 600 342 120000 360	03/27/2023
				Totals for Smith, Alison	218.08		
184014	03/27/2023	Sterken, Brianna	0 2/9/23	RVA MILEAGE	293.28	99 E 600 342 221300 360	03/27/2023
				Totals for Sterken, Brianna	293.28		
184015	03/27/2023	Stinson, Heather	0 1/31-2/21/23	RVA MILEAGE	51.32	99 E 600 342 110000 360	03/27/2023
184015	03/27/2023	Stinson, Heather	0 1/31-2/21/23	RVA MILEAGE	68.06	99 E 600 342 221300 360	03/27/2023
				Totals for Stinson, Heather	119.38		
184016	03/27/2023	Verhagen, Jaunnave	0 2/9-2/10/23	RVA MILEAGE	126.90	99 E 600 342 221300 360	03/27/2023

CHECK #	CHECK DATE	VENDOR	PO INVOICE #	DESCRIPTION	CHECK AMOUNT	ACCOUNT				POST DATE
						NUMBER	NUMBER	NUMBER	NUMBER	
				Totals for Verhagen, Jaunnavé	126.90					
184017	03/27/2023	Waldhart, Colleen	0 2/9-2/10/23	RVA MILEAGE	194.58	99 E 600 342 240000 360				03/27/2023
				Totals for Waldhart, Colleen	194.58					
184018	03/27/2023	Walsh, Brooke	0 2/9-2/28/23	RVA MILEAGE	56.87	99 E 600 342 221300 360				03/27/2023
184018	03/27/2023	Walsh, Brooke	0 2/9-2/28/23	RVA MILEAGE	112.80	99 E 600 342 120000 360				03/27/2023
				Totals for Walsh, Brooke	169.67					
184019	03/27/2023	Wolf, Nicole	0 2/9-2/15/23	RVA MILEAGE/POSTAGE	102.46	99 E 600 342 221300 360				03/27/2023
184019	03/27/2023	Wolf, Nicole	0 2/9-2/15/23	RVA MILEAGE/POSTAGE	7.54	99 E 600 353 263300 360				03/27/2023
				Totals for Wolf, Nicole	110.00					
184020	03/27/2023	Zander, Katie	0 2/28/23	RVA MILEAGE	117.50	99 E 600 342 120000 360				03/27/2023
				Totals for Zander, Katie	117.50					
184021	03/27/2023	Betro, Bethany	0 REIMBURSE	CLASSROOM ALLOTMENT SUPPLIES	219.45	10 E 100 411 110000 000				03/27/2023
				Totals for Betro, Bethany	219.45					
184022	03/27/2023	Brandner-Heier, Dawn	0 1/5-2/16/23	MILEAGE	57.53	10 E 100 342 240000 000				03/27/2023
184022	03/27/2023	Brandner-Heier, Dawn	0 1/5-2/16/23	MILEAGE	57.53	10 E 101 342 240000 000				03/27/2023
				Totals for Brandner-Heier, Dawn	115.06					
184023	03/27/2023	Brandner, Heidi	0 REIMBURSE	MAMS ENTRYWAY DECORATIONS	37.47	10 E 200 411 240000 000				03/27/2023
				Totals for Brandner, Heidi	37.47					
184024	03/27/2023	Brandl, Larry	0 REIMBURSE	STATE WRESTLING	80.85	10 E 400 342 162000 959				03/27/2023
				Totals for Brandl, Larry	80.85					
184025	03/27/2023	Brown, Ryan	0 REIMBURSE	STATE BASKETBALL TICKET/GAS	10.00	10 E 800 348 253000 000				03/27/2023
184025	03/27/2023	Brown, Ryan	0 REIMBURSE	STATE BASKETBALL TICKET/GAS	94.50	10 E 400 940 162000 957				03/27/2023
				Totals for Brown, Ryan	104.50					
184026	03/27/2023	Bunkelman, Kristine	0 REIMBURSE	TCDOP SCREEN CASTIFY	57.00	80 E 800 360 390000 901				03/27/2023
				Totals for Bunkelman, Kristine	57.00					
184027	03/27/2023	Crank-Woller, Richelle	0 9/6-12/13/22	MILEAGE	109.38	10 E 100 342 240000 000				03/27/2023
184027	03/27/2023	Crank-Woller, Richelle	0 9/6-12/13/22	MILEAGE	109.37	10 E 101 342 240000 000				03/27/2023
				Totals for Crank-Woller, Richelle	218.75					
184028	03/27/2023	Fleegel, Anne	0 REIMBURSE	STRING CHEESE FOR CHILD DEV DAY	40.00	27 E 800 411 221900 347				03/27/2023
				Totals for Fleegel, Anne	40.00					
184029	03/27/2023	Greget, Joseph	0 REIMBURSE	CELL PHONE REIMBURSEMENT	420.00	27 E 800 355 223390 341				03/27/2023
				Totals for Greget, Joseph	420.00					
184030	03/27/2023	Grinker, Traci	0 REIMBURSE	MASH CONCESSIONS	70.00	10 E 800 348 253000 000				03/27/2023
184030	03/27/2023	Grinker, Traci	0 REIMBURSE	MASH CONCESSIONS	454.12	21 E 400 411 120000 609				03/27/2023
				Totals for Grinker, Traci	524.12					
184031	03/27/2023	Guden, Andrew	0 2022-2023	CELL PHONE REIMBURSEMENT	420.00	10 E 400 355 240000 000				03/27/2023
				Totals for Guden, Andrew	420.00					
184032	03/27/2023	Johnson, Carrie	0 REIMBURSE	PTO SPRING TEACHER BREAKFAST	143.54	21 E 100 411 240000 085				03/27/2023
				Totals for Johnson, Carrie	143.54					

CHECK #	CHECK DATE	VENDOR	PO INVOICE #	DESCRIPTION	CHECK AMOUNT	ACCOUNT	POST DATE
			NUMBER			NUMBER	
184033	03/27/2023	Komanec, Robert	0 REIMBURSE	BASKETBALL STATE TICKET	94.50	10 E 400 940 162000 957	03/27/2023
				Totals for Komanec, Robert	94.50		
184034	03/27/2023	Lundy, Laura	0 3/10/23	WSST CONVENTION MILEAGE	174.84	10 E 800 342 221200 000	03/27/2023
				Totals for Lundy, Laura	174.84		
184035	03/27/2023	Mallak, Natasha	0 REIMBURSE	SPED SUPPLIES MONDAY.COM ANNUAL PLAN	288.00	27 E 800 490 215200 341	03/27/2023
				Totals for Mallak, Natasha	288.00		
184036	03/27/2023	Marcis, Brandon	0 REIMBURSE	WRESTLING STATE	55.30	10 E 800 348 253000 000	03/27/2023
184036	03/27/2023	Marcis, Brandon	0 REIMBURSE	WRESTLING STATE	77.86	10 E 400 342 162000 959	03/27/2023
				Totals for Marcis, Brandon	133.16		
184037	03/27/2023	Mildbrand, Rachel	0 REIMBURSE	CLASSROOM ALLOTMENT SUPPLIES	40.60	10 E 100 411 110000 000	03/27/2023
184037	03/27/2023	Mildbrand, Rachel	0 REIMBURSE	CLASSROOM ALLOTMENT SUPPLIES	31.16	10 E 100 411 110000 000	03/27/2023
				Totals for Mildbrand, Rachel	71.76		
184038	03/27/2023	Nelson, Daniel	0 REIMBURSE	WSST CONFERENCE MEALS/MILEAGE	246.65	10 E 800 342 221200 000	03/27/2023
				Totals for Nelson, Daniel	246.65		
184039	03/27/2023	Orth, Elizabeth	0 REIMBURSE	CLASSROOM ALLOTMENT SUPPLIES	27.96	10 E 100 411 110000 000	03/27/2023
				Totals for Orth, Elizabeth	27.96		
184040	03/27/2023	Paul, Dana	0 REIMBURSE	PTO SUPPLIES	45.98	21 E 101 411 240000 150	03/27/2023
				Totals for Paul, Dana	45.98		
184041	03/27/2023	Phillips, Kasey	0 REIMBURSE	BREAKING CONTRACT FEE	375.00	10 E 800 940 239000 000	03/27/2023
				Totals for Phillips, Kasey	375.00		
184042	03/27/2023	Porten, Lisa	0 REIMBURSE	SNACKS/TREATS FOR DRAMA CLUB	51.88	21 E 400 411 120000 605	03/27/2023
				Totals for Porten, Lisa	51.88		
184043	03/27/2023	Radlinger, Caroline	0 1/2-2/17/23	MILEAGE/WOTA/AOTA MEMBERSHIP	94.47	27 E 800 342 218100 341	03/27/2023
184043	03/27/2023	Radlinger, Caroline	0 1/2-2/17/23	MILEAGE/WOTA/AOTA MEMBERSHIP	275.00	27 E 800 940 218100 341	03/27/2023
				Totals for Radlinger, Caroline	369.47		
184044	03/27/2023	Ried, Lindsay	0 REIMBURSE	CLASSROOM ALLOTMENT SUPPLIES	193.84	10 E 100 411 110000 000	03/27/2023
				Totals for Ried, Lindsay	193.84		
184045	03/27/2023	Schultz, Pamela	0 REIMBURSE	ELL CONFRANCE MEALS	27.00	10 E 800 342 221300 381	03/27/2023
				Totals for Schultz, Pamela	27.00		
184046	03/27/2023	Smith, JoDee	0 REIMBURSE	SPED STUDENT REWARDS	11.00	27 E 800 411 158700 341	03/27/2023
				Totals for Smith, JoDee	11.00		
184047	03/27/2023	Stockwell, Stephanie	0 REIMBURSE	STUDENT COUNCIL SUPPLIES/LAB SUPPLIES	103.80	10 E 200 411 126000 000	03/27/2023
184047	03/27/2023	Stockwell, Stephanie	0 REIMBURSE	STUDENT COUNCIL SUPPLIES/LAB SUPPLIES	183.68	21 E 200 411 240000 272	03/27/2023
				Totals for Stockwell, Stephanie	287.48		
184048	03/27/2023	Swedlund, Tracy	0 REIMBURSE	WSST CONFRANCE MILEAGE/MEALS	225.66	10 E 800 342 221200 000	03/27/2023
				Totals for Swedlund, Tracy	225.66		

CHECK #	CHECK DATE	VENDOR	PO INVOICE #	DESCRIPTION	CHECK AMOUNT	ACCOUNT	POST DATE
			NUMBER			NUMBER	
184049	03/27/2023	Thomas, Tana	0 REIMBURSE	STATE VB TICKETS	33.00	10 E 400 940 162000 951	03/27/2023
				Totals for Thomas, Tana	33.00		
184050	03/27/2023	Thums, Hilary	0 REIMBURSE	TRAUMA FOCUSED CBT TRAINING	35.00	10 E 800 310 221200 297	03/27/2023
				Totals for Thums, Hilary	35.00		
184051	03/27/2023	Vanusek-Hartl, Lisa	0 REIMBURSE	CLASSROOM ALLOTMENT SUPPLIES	54.55	10 E 100 411 110000 000	03/27/2023
				Totals for Vanusek-Hartl, Lisa	54.55		
184052	03/27/2023	Venzke, Lynn	0 REIMBURSE	ONE SCHOOL ONE BOOK SUPPLIES	29.96	21 E 101 411 240000 140	03/27/2023
				Totals for Venzke, Lynn	29.96		
184053	03/27/2023	Werner, Terrence JR	0 REIMBURSE	MASH ART SUPPLIES	79.28	21 E 400 411 120000 604	03/27/2023
				Totals for Werner, Terrence JR	79.28		
Totals for checks					1,032,815.33		

FUND SUMMARY

<u>FUND</u>	<u>DESCRIPTION</u>	<u>BALANCE SHEET</u>	<u>REVENUE</u>	<u>EXPENSE</u>	<u>TOTAL</u>
10	GENERAL FUND	0.00	2,504.00	99,215.45	101,719.45
21	GIFT FUND	0.00	698.58	14,213.35	14,911.93
27	SPECIAL EDUCATION FUND	0.00	0.00	10,447.66	10,447.66
49	OTHER CAPITAL PROJECTS FUND	0.00	0.00	370,701.57	370,701.57
50	FOOD SERVICE FUND	88,068.59	0.00	9,610.00	97,678.59
80	COMMUNITY SERVICE FUND	0.00	0.00	754.74	754.74
99	OTHER PKG/COOP PROGRAM FUNDS	0.00	0.00	436,601.39	436,601.39
***	Fund Summary Totals ***	88,068.59	3,202.58	941,544.16	1,032,815.33

***** End of report *****

MEDFORD AREA PUBLIC SCHOOL DISTRICT
Regular Board of Education Meeting
March 27, 2023

ADDENDUM TO PERSONNEL REPORT

Resignations/Retirements/Terminations:

Jaylene Lannet/ MASH Assistant Gymnastics Coach*

Steve Cain/ MASH Head Gymnastics Coach*

Lynn Coyer/ MAMS Grade 8 ELA Teacher/ end of 2022-23 school year

Gloria Lindahl/ MAMS 9-month Office Secretary/ end of 2022-23 school year

Recommendations:

Ross Kramer/ MAMS Heath & Physical Education Teacher

Salary: \$41,800 + benefits, 181 contract days, effective 8/23/23

Josh Ognenoff/ MAMS Grade 7 Football Coach

Salary: \$1,400.

Matt Nordgren/ MAMS Grade 7 Football Coach

Salary: \$1,400.

Mandy Haenel/ District Aquatic & Fitness Center Director

Salary: \$50,100 + benefits, 220 contract days effective 5/1/23

Johnathon Kloth/ MAMS/MASH Band Teacher

Salary: \$41,800 + benefits, 181 contract days, effective 8/23/23

Transfers for 2023-24 school year:

Greg Klapatauskas/ MAMS Grade 7 Math Teacher & Computers to Grade 7&8 Math Teacher

Elizabeth Rachu/ MAMS Grade 7 ELA Teacher to MAMS Grade 6 ELA Teacher

Callie Crass/ MAES Grade 2 Teacher to MAMS Grade 8 English Language Arts Teacher

Practicum/Student Teaching:

Amanda Page/ Preclinical Experience/ MAES Grade 3/ Ashley Jochimsen-McCarron

* This release is contingent upon a suitable replacement being found, and/or upon acceptance of another coaching position.

All recommendations for new hires are contingent upon receipt of satisfactory results of criminal background check, pre-employment drug test, TB tests and pre-employment physical.

Jaylene Lannet


3/22/23

Please accept this letter as a formal resignation from Medford Area High School Assistant Gymnastics Coach.

Thank you for giving me the opportunity to coach gymnastics, it has been a privilege and I enjoyed being part of great team. I have learned so much in the last two years of coaching.

Sincerely,

Jaylene Lannet

A handwritten signature in black ink, appearing to read 'Jaylene Lannet', with a long horizontal line extending to the right.

March 27, 2023

TO: Ryan Pilgrim, MASH Athletic Director

FROM: Steve Cain, MASH Gymnastics Head Coach

Ryan, I apologize for not getting this to you sooner after our initial discussion, but with heavy heart, more soul searching, and reluctance I am finally formally letting you know at this time that I have made a decision to resign as head coach for MASH Gymnastics. This truly has been one of the hardest decisions I have had to make after spending 22 years doing something that has been the most rewarding and enjoyable careers in my life. I want to thank you, Pat, Casey, Andy G., Sue, Dave M., and so many more who have been so wonderfully supportive and helpful to me and this sport (especially Steve D. for all his hours of taping). With some health issues to fix and family to catch up with its become time to move on, however still bitter sweet. Of course I want you to know that at whatever capacity possible I will make myself available to help whoever with the transition coming into this MASH program. There is such a great future ahead for this sport with the momentum of our club program, that I want to share my experience and knowledge to see it continue to grow and thrive... It has been an experience as a coach I am proud of and will never forget.

Steven J. Cain

Steven J. Cain

Fax # 715-748-6839

Lynn S. Coyer
6939 County Hwy. T
Chippewa Falls, WI
54729

3-20-2023

To: Medford Area Public
Schools

Regarding: Retirement

To Whom it May Concern:

It is with mixed emotions that I will be retiring at the end of the 2022-2023 school year. It has been my honor to serve the Medford Community through this great district.

Sincerely yours,
Lynn S. Coyer

March 14, 2023

To Whom It may Concern,

I would like to turn in my letter for retirement. My last day of working will be May 26, 2023 or the last day of school. I have thoroughly enjoyed working many positions at MAES and MAMS over the last 23 years for the Medford School District.

Yours Truly,

Gloria Lindahl

Accepted:
Pat Sullivan
3/24/2023

CHECKS CUT (OVER \$10,000)-2.21.23-3.27.23

Date	Vendor	Amount	Description
2/23/2023	Apple	\$58,800.00	200 Ipads for KG
3/15/2023	Ampro	\$25,768.00	Ink and HP Probooks for Business Education
3/15/2023	Complex Security	\$11,849.99	Security Camera Update
3/15/2023	Marshfield Book	\$37,977.00	DO Office Desks
3/27/2023	GoGuardian	\$13,920.00	Pear Deck RVA Curriculum
3/27/2023	Marshfield Book	\$370,701.57	MASH New Student Lockers (Just Locker Cost)
3/27/2023	Marshfield Book	\$10,810.00	RVA Storage Cabinets
3/27/2023	PRA	\$24,876.72	MASH Office Addition Plots
3/27/2023	WEN	\$339,277.33	RVA 2022-23 Spring Operating Cost

Policy Committee Meeting Notes March 8, 2023

2nd Reading

DGD – Procurement Card Program OK

DH – Bonded Employees and Officers OK

DI – Fiscal Accounting and Reporting
Minor changes, add an intro paragraph

Motion to accept policies in 2nd reading with changes (Dassow/Balsis) motion carried

1st Reading

DIBA – Student Agency Fund Management
Minor changes, keep policy on record; we currently do not have student agency accounts

DIE – Audit
Recommend updated policy as presented by Audra, check legal references

DJA – Purchasing Authority
Recommend updated policy as presented by Audra, minor changes

DJB – Debt Management
Recommend to adopt debt management policy as presented by Audra

Review/Consideration

Editorial Change

The next regular policy meeting will be held **Wednesday, April 5, 2023.**

MEDFORD AREA PUBLIC SCHOOL DISTRICT SCHOOL BOARD POLICY HANDBOOK

March 8, 2023

SECOND READING

Policy Code	Policy Title
DGD	Procurement Card Program
DH	Bonded Employees and Officers
DI	Fiscal Accounting and Reporting

FILE: DGD

MEDFORD AREA PUBLIC SCHOOL DISTRICT

DATE ADOPTED: May 15, 2008

FILE SECTOR: FISCAL MANAGEMENT

DATE REVISED: April 20, 2017

POLICY TITLE: PURCHASING CARDS

DATE REVISED:

Medford Area Public School District Board of Education (BOE) recognizes that bank credit cards ("purchasing cards") offer an alternative to existing procurement processes and provide a convenient, efficient method of purchasing minor goods and services. Board employees authorized by the District Administrator may use purchasing cards only for school-related purposes in accordance with this policy and any related administrative guidelines. Purchasing cards shall not be used to circumvent the general purchasing procedures required by law and BOE policy.

All approved cardholders must agree to abide by purchasing card procedures and regulations set forth in this policy and related administrative guidelines. All transactions must be made by the individual to whom the card is issued. To combat potential fraud, any employee that is issued a purchasing card must review all statements received within a reasonable period of time after receipt to assure that all purchases are ones that the employee made.

Purchasing card providers shall be provided no individual cardholder information (e.g., credit records or social security numbers) other than the individual cardholder's work address.

The business manager shall conduct independent regular monthly reviews of each cardholder's activity to verify that the purchasing card is being used in accordance with this policy and administrative guidelines.

Cardholders must use common sense and good judgment when using school resources. This policy and related administrative guidelines cannot cover every issue, exception, or contingency that may arise during the cardholder's use of the purchasing card.

Cardholders will immediately surrender their cards upon request of District Administrator for administrative reasons and shall surrender their cards upon separation from employment.

The purchasing card may never be used for alcohol, personal items or services, nor is the personal gain of credit card rewards such as bonus points, frequent flyer miles or any other affinity program reward permitted under any circumstances.

CROSS REFERENCE:

LEGAL REFERENCE:

FILE: DI

MEDFORD AREA PUBLIC SCHOOL DISTRICT

DATE ADOPTED: October 8, 1991 **FILE SECTOR:** FISCAL MANAGEMENT
DATE REVISED: June 18, 1998 **POLICY TITLE:** FISCAL ACCOUNTING AND
DATE REVISED: October 16, 2003 **REPORTING**
DATE REVISED: May 18, 2017
DATE REVISED:

Medford Area Public School District shall maintain uniform financial fund accounting standards.

The business manager ultimately shall be responsible for receiving and properly accounting for all funds of the district.

The accounting system used shall conform with requirements of the Wisconsin Department of Public Instruction (DPI) and with generally accepted accounting practices, providing for the appropriate separation of accounts, funds and special monies.

The board of education (BOE) shall receive monthly financial statements from the business manager showing the financial condition of the district. Such other financial statements as may be determined necessary by either the BOE or the district administrator shall be presented.

The district administrator shall be responsible for student accounting and shall report enrollment and attendance as required by the Wisconsin Department of Public Instruction DPI.

CROSS REFERENCE:

LEGAL REFERENCE: Sections 73.10, 115.28(13), 115.30, & 121.05 (i) Wis. Stats.

MEDFORD AREA PUBLIC SCHOOL DISTRICT SCHOOL BOARD POLICY HANDBOOK

March 8, 2023

FIRST READING

Policy Code	Policy Title
DIBA	Student Agency Fund Management
DIE	Audit
DJA	Purchasing Authority
DJB	Debt Management

MEDFORD AREA PUBLIC SCHOOL DISTRICT

DATE ADOPTED: October 8, 1991 FILE SECTOR: FISCAL MANAGEMENT
DATE REVISED: November 20, 1997 POLICY TITLE: STUDENT AGENCY
DATE REVISED: November 20, 2003 FUND MANAGEMENT
DATE REVISED: May 18, 2017
DATE REVISED:

DEFINITION AND USE OF THE AGENCY FUND

The agency fund is used to account for assets held by the district for authorized student organizations.

The advancement of monies for general district expenses or staff expenses, which are part of the district budget, shall not be handled through the agency fund unless approved in advance by the district administrator. This fund is treated only as balance sheet accounts in the school district's accounting system. However, records of revenues and expenditures must be maintained in auxiliary accounts at locations administering the accounts.

ADMINISTRATION OF AGENCY FUND

The district administrator or his/her **their** designee shall have the responsibility and authority to implement all policies and rules pertaining to the supervision and administration of the student agency funds in the Medford Area Public School District.

The building principal shall be directly responsible for the conduct of student financial activities in accordance with the policies and rules set forth, ~~and shall be responsible for~~ maintaining the agency fund accounts and ~~for~~ periodic reporting of receipts, expenditures and balances for each account.

The director of business services shall periodically review the district's student agency funds and accounting procedures and shall report the findings to the district administrator and building principals. If procedural changes are required, the director of business services shall ensure that these changes are communicated and implemented.

A building secretary, designated by the principal, shall be responsible for accounting for all agency fund money received in the central office, preparing money for deposit and receipting all money received. Large amounts of money (*maximums to be determined by the district administrator or his/her **their** designee*), shall not be left in school buildings overnight or on weekends.

Before a new account is established under the agency fund, it must be presented to the building principal and the director of business services for review and proper classification.

AUTHORIZED USES OF THE AGENCY FUND

Authorized student organizations may use the agency fund and are defined as school clubs, classes and other related activities which organize to raise money and/or promote a particular program, project or subject area. Parent groups, such as booster clubs, are excluded from this definition.

PURCHASING

Student organizations may obligate themselves by contract in accordance with district procedures, provided payments are completed within the tenure of the students involvement and in no case longer than three years. All contracting must be formally approved by the building administrator.

All purchases paid for by monies from the student activities and trust and agency funds shall be made with the recommendation of the group's advisor and upon the approval of the principal. The accounting for the income and expenditure of the funds shall be on standardized forms approved by the business office.

AUTHORIZED DEPOSITORIES

All funds received by users of the fund must be deposited in the name of the school district in a depository designated by the board of education (BOE). Separate depositories may be designated by the ~~board of education~~ BOE for student agency funds.

REQUIRED ACCOUNT BALANCE

No student organizations shall be allowed to operate with a negative balance. Special exceptions may be made with the approval of the principal and the director of business services, based on a reasonable expectation that such negative balance is a temporary condition that will be corrected by incoming receipts.

INACTIVE ACCOUNTS

Any fund accounts shall be carried over in whole to the next fiscal year, except where there has been no agency for a period of 12 months, in which case the fund shall be closed at the end of the 12 months. In the case of graduating class accounts, they shall be closed by December 1 of the year in which the class graduates. Funds that are closed out in this manner shall revert to the agency fund account or be transferred to other appropriate accounts as determined by the building principal.

INTEREST EARNED ON AGENCY ACCOUNTS

Interest money derived from school organization/ agency funds will accrue to a segregated agency fund account in that school's name. These accounts will be administered by the respective building principals, in cooperation with the director of business services, to be spent on items or services having direct benefit relating to students and/or their extra-curricular activities. Listings of expenditures will be included in the monthly reports to the ~~board of education~~ BOE.

CROSS REFERENCE:

LEGAL REFERENCE: §120.14 & 120.16(2),(5), Wis. Stats.

FILE: DIE

MEDFORD AREA PUBLIC SCHOOL DISTRICT

DATE ADOPTED: January 22, 1980 **FILE SECTOR:** FISCAL MANAGEMENT
DATE REVISED: October 16, 2003 **POLICY TITLE:** AUDIT
DATE REVISED: May 18, 2017
DATE REVISED:

~~All school financial records shall be audited annually, as soon after June 30 as practicable, by a certified public accountant selected by the board of education and licensed in the state of Wisconsin. Such audit shall be conducted in accordance with auditing standards generally accepted in the United States of America and the standards applicable to financial audits contained in Government Auditing Standards, issued by the Comptroller General of the United States.~~

Medford Area Public School District Board of Education (BOE) requires that, after the close of the fiscal year (June 30th), an audit of all accounts of the district be made annually by an independent, certified public accountant. The audit examination shall be conducted in accordance with generally accepted auditing standards and the Wisconsin Uniform Financial Accounting Requirements of the DPI (WUFAR). The audit shall include all funds over which the BOE has direct or supervisory control.

The auditor shall prepare a detailed audit report which shall be submitted to the BOE and the Department of Public Instruction (DPI). The auditor's report shall include:

- the financial audit statement for the fiscal year;
- a management letter;
- the auditor's communication with those charged with governance, including any significant findings or issues from the audit; and
- Federal and State program audit reports and schedules, as appropriate.

The business manager shall assure that the audit report is completed timely and submitted prior to the deadline established by DPI.

CROSS REFERENCE:

LEGAL REFERENCE: Section 120.14, Wis. Stats. & PI 14.03 Wis. Admin. Code

MEDFORD AREA PUBLIC SCHOOL DISTRICT

DATE ADOPTED: October 8, 1991 FILE SECTOR: FISCAL MANAGEMENT
DATE REVISED: October 16, 2003 POLICY TITLE: PURCHASING AUTHORITY
DATE REVIEWED: May 18, 2017
DATE REVISED:

~~The district administrator, directors and principals building administrators are designated by the board of education (BOE) to serve as purchasing agents. The director of business manager services, with the approval of the district administrator, shall be responsible for developing and administering the purchasing program of the district.~~

~~All purchases should be made at the best price available giving consideration to quality, delivery terms and conformity to developed specifications and suitability to the requirements of the educational program.~~

~~All purchases of goods, services and equipment for which the district will be responsible for payment must be made on official purchase orders, except as otherwise provided. Such purchase orders must be properly approved and executed according to the purchasing program. Purchase orders shall not be required for purchases made through approved petty cash or made under emergency conditions which may affect the clear and imminent safety of students, staff or school property.~~

~~The administrative staff shall be authorized to order items which are specifically approved in the school district budget without prior approval of the board of education BOE. The district administrator shall, however, consult with the board of education BOE on all major expenditures and receive the board of education BOE's approval.~~

Procurement of all supplies, materials, equipment, and services paid for from district funds shall be made in accordance with all applicable Federal and State statutes, Board of Education (BOE) policies and administrative guidelines. Standards of conduct covering conflicts of interest and governing the actions of its employees engaged in the selection, award and administration of contracts are established in policy GBCA – Staff Conflicts of Interest.

All procurement transactions shall be conducted in a manner that encourages full and open competition and in accordance with good administrative practice and sound business judgment.

It is the BOE policy that the district administrator seek at least three price quotations on purchases of more than \$50,000 for a single item, except in cases of emergency or when the materials purchased are of such a nature that price negotiations would not result in a savings to the district. Exceptions would also include if there were not any other vendor to provide the item.

Purchasing Items with Federal Grant Funds

When purchasing items with Federal funds a district shall:

1. Give consideration to whether separating or combining purchases will provide for a more cost-effective approach to avoid acquisition of unnecessary or duplicative items;
2. Where appropriate, conduct an analysis of lease versus purchase options and the most economical and beneficial method shall be pursued;
3. Conduct an evaluation of the availability and feasibility of entering into intergovernmental agreements to procure the goods or services required on a shared basis;
4. In the case of a time and material contract, make a determination that no other arrangement is suitable and that the contract places a ceiling price that protects the district.

General Provisions

The district administrator is authorized to purchase all items within budget allocations.

The BOE should be advised, for prior approval, of all purchases of equipment, materials, and services when the purchase was not contemplated during the budgeting process or varies materially from the function or scope as budgeted.

The district administrator is authorized to make emergency purchases, without prior approval, of those goods and/or services needed to keep the schools in operation. Such purchases shall be brought to the BOE's attention at the next regular meeting.

Whenever storage facilities or other conditions make it impractical to receive total delivery at any one time, the total quantity to be shipped shall be made a part of the bid specifications.

In the interests of economy, fairness, and efficiency in its business dealings, the BOE requires that:

- items commonly used in the various schools or units thereof, be standardized whenever consistency with educational goals can be maintained;
- opportunity be provided to as many responsible suppliers as possible to do business with the district;
- a prompt and courteous reception, insofar as conditions permit, be given to all who call on legitimate business matters;
- upon the placement of a purchase order, accounts payable shall commit the expenditure against a specific line item to guard against the creation of liabilities in excess of appropriations.

The district administrator shall determine the maximum expenditure allowed without a properly signed purchase order.

Employees may be held personally responsible for anything purchased without a properly signed purchase order or authorization.

The BOE may acquire office equipment by lease, installment payments, lease-purchase agreements, or by lease with an option to purchase, provided the contract sets forth the specific terms, including price, of such a purchase.

CROSS REFERENCE: GBCA

LEGAL REFERENCE: Section 120.13(5), (33) Wis. Stats.

MEDFORD AREA PUBLIC SCHOOL DISTRICT

DATE ADOPTED: FILE SECTOR: FISCAL MANAGEMENT
DATE REVIEWED: POLICY TITLE: DEBT MANAGEMENT

The purpose of the Medford Area Public School District (MAPSD) Debt Management Operating Rule and Regulation is to establish and maintain well-defined debt management guidelines for issuing new debt as well as managing outstanding debt to sustain a strong debt management program.

MAPSD Debt Management Operating Rule and Regulation applies to all debt instruments issued by the district regardless of the purpose for which issued or the funding source for repayment.

The primary objective is to ensure prudent debt management practices which:

- Maintain financial stability.
- Preserve public trust.
- Minimize costs to taxpayers
- Minimize borrowing costs
- Preserve access to financial markets
- Demonstrate adequate administrative oversight of debt program to credit rating agencies

Types of Authorized Debt

- The Constitution and laws of the State of Wisconsin limit the power of the district to issue obligations and to contract indebtedness.
- The district may not borrow money or issue notes or bonds therefore for any purpose except those specified by statute.

➤ **Bond or Note Anticipation Notes**

In anticipation of issuing general obligation bonds or note, the district is authorized to borrow money using bond or note anticipation notes. The bond or note anticipation notes shall in no event be general obligations of the district, and do not constitute an indebtedness of the district, nor a charge against its general credit or taxing power. The bond or note anticipation notes are payable only from (a) proceeds of the bond or note anticipation notes set aside for payment of interest on the bond or note anticipation notes as they become due, and, (b) proceeds to be derived from the issuance and sale of general obligation bonds or notes which proceeds are pledged for the payment of the principal of and interest on the bond or note anticipation notes. The maximum term of any bond or note anticipation notes (including any refunding) is five years.

➤ General Obligation Bonds

The principal amount of every sum borrowed by the district and secured by an issue of bonds may be payable at one time in a single payment or at several times in two or more installments; however, no installment may be made payable later than the termination of twenty years immediately following the date of the bonds. The board is required to levy a direct, annual, irrevocable tax sufficient in amount to pay the interest on such bonds as it falls due and also to pay and discharge the principal thereof at maturity. Bonds issued by the district to refinance or refund outstanding notes or bonds issued by the district may be payable no later than twenty years following the original date of such notes or bonds.

➤ Refunding Bonds

In addition to being authorized to issue bonds, the district is authorized to borrow money using refunding bonds for refunding existing debt. To evidence such indebtedness, the district must issue to the lender its refunding bonds (with interest) payable within a period not exceeding twenty years following the initial date of the debt to be refunded. Such refunding bonds constitute a general obligation of the district. Refunding bonds are not subject to referendum.

➤ Promissory Notes

In addition to being authorized to issue bonds, the district is authorized to borrow money using notes for any public purpose. To evidence such indebtedness, the district must issue to the lender its promissory notes (with interest) payable within a period not exceeding ten years following the date of said notes. Such notes constitute a general obligation of the district. Notes may be issued to refinance or refund outstanding notes. However, such notes may be payable not later than twenty years following the original date of such outstanding notes.

➤ Temporary Borrowing

The board may, on its own motion, borrow money in such sums as may be needed to meet the immediate expenses of maintaining the schools in the district during the then current school year. No such loan or loans shall be made to extend beyond November 1 of the following year or in any amount exceeding one-half of the estimated receipts for the operation and maintenance of the district for the current school year in which the loan is made.

➤ Debt Limit

The district has the power to contract indebtedness for purposes specified by statute so long as the principal amount thereof does not exceed ten percent of the equalized value of taxable property within the district.

Debt Financing Guidelines

Debt Financing Guidelines – The district will consider a range of debt structures which when combined allow for flexibility in responding to future needs, do not utilize all available debt capacity, continue to emphasize credit considerations, and match well with the useful life of the assets for which debt is incurred. The district will not utilize swaps and other similar derivative products as a method of issuance.

Debt Issuance Process

- **External Financial Professionals**

- **Financial Consultant**

The district's Financial Consultant will work with district staff to:

- Ensure that the district's bonds are issued at the lowest possible interest cost and are structured in accordance with the district's financing guidelines

- Assist in determining method of sale of debt

- Prepare the Notice of Sale, Preliminary Official Statement, and the Official Statement Review draft closing documents and monitor the closing process

- Assist with the preparation and submission of the district's Annual Disclosure Report in accordance with SEC Rule 15c2-12

Assist in establishing repayment schedules that complement existing requirements and maintain a repayment pace acceptable to credit rating agencies.

- **Bond Counsel**

The district's Bond Counsel will:

- Certify that the district has the legal authority to issue bonds Prepare required documents, resolutions, and tax certificates.

Work with the Attorney General to obtain approval of the bond issue

Provide a legal opinion as to the enforceability and the federal income tax implications of the bonds Coordinate the closing transactions.

- **Paying Agent/Registrar**

The district's Paying Agent, if applicable, will:

- Authenticate the bonds

- Send/receive transfers of money at closing

- Receipt principal and interest payments from the district and remit to Bondholders/DTC

- Represent bondholders in case of default

- **Rating Agencies**

If applicable, the district will obtain a credit rating from a nationally recognized bond rating agency. There are currently three nationally recognized rating agencies: Moody's Investors Service, S & P Global Rating Agency, and Fitch Ratings, Inc. Rating agencies assign a credit rating to bonds based on their assessment of the district's financial position and ability to make full and timely payments of principal and interest, and provide a ratings report to the market prior to the sale.

- **Timing of Sales**

The district's Financial Consultant will work with district staff to insure that the timing of bond sales coincide with having bond proceeds available for projects prior to the execution of construction or purchase contracts.

- **Disclosure Requirements**

The Securities and Exchange Commission (SEC) regulates both primary disclosure (the initial marketing of bonds) and continuing disclosure (the ongoing information to the market about the status of the issue and issuer). The Securities and Exchange Commission Rule 15c2-12, as amended, requires the district to provide updated annual financial information to designated state and national information repositories. Timely and accurate information can improve the marketability of the district's bonds.

CROSS REFERENCE:

LEGAL REFERENCE:

Section

Wis. Stats.