

**MEDFORD AREA PUBLIC SCHOOL DISTRICT**  
**Regular Board of Education Meeting**  
**Medford Area District Office Conference Room**  
**March 22, 2021**  
**6:00 p.m.**

Updated 3/22/2021

**AGENDA**

**Roll Call**

**Pledge of Allegiance**

**Open Meeting Law Compliance**

**Period of Public Comment**

**Correspondence**

1. Recognitions
  - a. Student Council Update
  - b. Good News Report
  - c. Legislative Update

**Mission:** To ensure that all students learn.  
**Vision:** We expect all students to learn at high levels. We will work collaboratively with colleagues, students and parents to challenge and support all individuals to achieve success.

The order of the regular business is left to the discretion of the chair.

**Consent Agenda**

Consideration of:

1. Approval of Agenda
2. Approval of Meeting Minutes – Regular Board of Education Meeting Minutes from Monday, February 15, 2021
3. Approval of Treasurer's Report
4. Approval of Personnel Report
5. Approval of RVA 66.0301 Agreement with Wittenberg-Birnamwood and River Valley School Districts for 2021-22 school year
6. Approval of RVA Invested Member Agreements with Bloomer, Greenwood, Loyal, Edgar, Iola-Scandinavia, Athens, Rosholt, New London, and Clinton Community School Districts.
7. Approval of Six Foreign Exchange Students for the 2021-22 school year

**Regular Business**

1. Girls Hockey Conference
2. Mask Requirements
3. Graduation
4. Referendum
5. Summer School
6. Employee Relations Certified and Support Staff Requests
7. Update on Finance Meeting
8. OPEB (Other Post-Employment Benefits)
9. Consideration/Discussion of Budget Study
  - a. Update on Section / Class Sizes
  - b. Update on 2021-22 Staffing
  - c. Consideration of Support (non-instructional) Budget
10. Presentation of Curriculum Connection – Frosted Forest Spring Day
11. Consideration of Board Policy Adoption and/or Deletion
  - a. For Second Reading Adoption: JHCB Student Immunizations; JHCD Administration of Prescription & Non-Prescription Medications; RVA-IGCA High School Summer School; RVA-IIBGA Internet Safety; RVA-JECBE Shared Enrollment; RVA-JFC Code of Conduct
  - b. For First Reading: JHCC; Communicable Diseases; JHG Child Abuse/Neglect Reporting; JHGA Child Enticement; JHH Suicide Prevention

**Contemplate Adjourning to Closed Session**

Under Wisconsin Statutes to discuss: Professional Staff Misconduct Investigation [Wis. Stat. §19.85(1)(c) Considering employment, promotion, compensation or performance evaluation data of any public employee over which the governmental body has jurisdiction or exercises responsibility and Wis. Stat. §19.85(1)(f) Considering financial, medical, social or personal histories or disciplinary data of specific persons, preliminary consideration of specific personnel problems or the investigation of charges against specific persons except where par. (b) applies which, if discussed in public, would be likely to have a substantial adverse effect upon the reputation of any person referred to in such histories or data, or involved in such problems or investigations.]

**Reconvene into Open Session**

The board will reconvene into open session at approximately 8:00 p.m. (if necessary) to take action on selected items.

**Adjourn**

Copies of this agenda were sent to the Star News, WKEB/WIGM Radio, Medford Area Public Schools and posted at the District Office on Monday, March 15, 2021.

## Agenda Memo

1. Girls Hockey Conference  
We currently do not belong in a conference for girl's hockey. We will update the board on some ideas being shared concerning this in our area.
2. Mask Requirements  
The current order expires April 5, 2021. We will discuss what the district's requirements will be if the order doesn't get extended.
3. Graduation  
Plans are to hold the ceremony outdoors.
4. Referendum  
Discuss any questions or ideas related to the referendum.
5. Summer School  
We will share out summer school plans.
6. Employee Relations Certified and Support Staff Requests

**Teachers list of requests:**

-Increase the payout for unused sick leave (\$60/day) for the annual payout and the payout at the time of retirement. Staff can start the year with 120 sick leave days.

-Increase the payout for unused personal leave (\$60/day) for the annual payout. Staff can only start a year with five personal leave days.

-Currently staff earn two personal days each year, and can bank up to five days. (2020-21 year only - Staff can carry over seven days). When you start the fifteenth year of employment, the number of personal leave days earned each year increases to three personal days a year. The number of personal leave days that can be banked each year remains at five personal leave days for staff under fifteen years and staff after the fifteenth year increases to six banked days.

-To adjust the funeral leave to allow staff to take up to one funeral leave day for people that are not currently on the main funeral leave list. If someone is on the secondary list or not on either list, staff are able to take up to one funeral day per year. After the funeral day is used the original language remains in place (Staff will use sick day for secondary list; Staff will use personal day or day without pay for someone not on the list)

**Support staff list of requests:**

- One more personal day awarded after 4 completed years of service.

-One more personal day to be banked.

- Increase starting wage for aides and custodians.

- Increase the district's portion of the health insurance premium for support staff who qualify.

- To adjust the funeral leave to allow staff to take up to one funeral leave day for people that are not currently on the main funeral leave list. If someone is on the secondary list or not on either list, staff are able to take up to one funeral day per year. After the funeral day is used the original language remains in place (Staff will use sick day for secondary list; Staff will use personal day or day without pay for someone not on the list)

7. Update on Finance Meeting

8. OPEB (Other Post-Employment Benefits)

We will be discussing our contribution to the Medford School District retirement plan.

9. Consideration/Discussion of Budget Study

- a. Update on Section / Class Sizes
- b. Update on 2021-22 Staffing
- c. Consideration of Support (non-instructional) Budget

10. Presentation of Curriculum Connection – Frosted Forest Spring Day

11. Consideration of Board Policy Adoption and/or Deletion

- a. For Second Reading Adoption: JHCB Student Immunizations; JHCD Administration of Prescription & Non-Prescription Medications; RVA-IGCA High School Summer School; RVA-IIBGA Internet Safety; RVA-JECBE Shared Enrollment; RVA-JFC Code of Conduct
- b. For First Reading: JHCC; Communicable Diseases; JHG Child Abuse/Neglect Reporting; JHGA Child Enticement; JHH Suicide Prevention

**Medford Area Public School District  
Regular Board of Education Meeting  
Medford Area Public School District Office  
February 15, 2021**

The regular meeting of the Medford Area Public School District Board of Education was called to order by President Dave Fleegel, on Monday, February 15, 2021 at 6:00 p.m. in the District Office Board Room.

**Roll Call**

Roll call indicated that Board Members Steve Deml, Barb Knight, Cheryl Wibben, DeDe Strama, Paul Dixon, John Zuleger, Dave Fleegel, Brian Hallgren, OraLee Dittrich were present. District Administrator Pat Sullivan was present.

**Pledge of Allegiance**

**Open Meeting Law Compliance**

Dave Fleegel stated, "This meeting has been posted in accordance with the state open meeting law."

**Period of Public Comment**

Don Everhard introduced himself to the board. He will be running for school board in the 2021 Spring Election.

**Correspondence**

1. Good News
2. MASH Student Council Report
3. Legislative Update

**Consent Agenda**

Motion (Wibben/Dittrich) to approve the consent agenda including [Approval of Agenda; Approval of Regular Board of Education Meeting Minutes from January 25, 2021, Approval of Treasurer's Report; Approval of Personnel Report]. Motion carried.

**Regular Business**

1. Recognition of the Taylor County Educator of the Month  
Shelly Crank- Woller was recognized as the Taylor County Educator of the Month
2. MASH Referendum  
The board discussed the upcoming referendum
3. Legislative Dinner  
The annual legislative dinner will be held on March 1, 2021
4. Playgrounds  
MAES, SES, and MAMS updated the board on playground updates and plans
5. Foreign Exchange Students for 2021-22 School Year  
The board discussed allowing foreign exchange students for the 2021-22 school year
6. Presentation of Evaluation of Current and New Physical, Mental, Social and Emotional Health Programs  
Joseph Greget updated the board on current and new physical, mental, social and emotional health programs
7. 2021-22 CESA Service Contracts  
Motion to approve 2021-22 CESA Service Contract (Hallgren/Dittrich). Motion passed.
8. Student Fees  
Motion to leave student fees as is (Strama/Wibben). Motion passed.

9. Employee Relations Committee / Teacher Requests  
The board discussed employee relation committee teacher requests
10. Update on Finance Meeting  
The board was updated on the February finance meeting
11. 2021-22 Budget Study and Consideration of 2021-22 Budget  
The board discussed the budget booklet and enrollment and section numbers
12. Presentation of Curriculum Connection – eSports  
Laura Lundy presented Curriculum Connection – eSports
13. Consideration of Board Policy Adoption and/or Deletion
  - a. For Second Reading Adoption: JGA Corporal Punishment/Use of Physical Force; JGD Student Suspension; JGE Student Expulsion; JHA Student Insurance Program; JHCA Control of Pediculosis (Lice)
  - b. For First Reading Adoption: JHCB Student Immunizations; JHCC Communicable Diseases; JHCD Administration of Prescription & Non-Prescription Medications; RVA-IGCA High School Summer School; RVA-IIBGA Internet Safety; RVA-JECBE Shared Enrollment; RVA-JFC Code of Conduct
  - c. Review/Consideration/Discussion: Support Staff Handbook – 7.3 Vacation

Motion (from Policy) to approve second reading changes as presented. Motion carried.

Motion (Fleegel/Wibben) to approve Support Staff Handbook – 7.3 changes as presented. Motion carried.

### **Adjourn**

Motion to adjourn (Wibben/Zuleger). Motion carried.

The meeting adjourned at 7:02 p.m.

---

Sara Budimlja  
Recording Secretary

---

Cheryl Wibben  
Clerk

**Treasurer's Report – (Cash Balance Report) Balance Sheet  
As of February 28, 2021**

The Balance Sheet is a report listing the assets and liabilities of the District. This report includes, but is not limited to: cash, accounts receivable, accounts payable, other liabilities, and the fund balance accounts.

The Medford Area Public School District has checking and savings accounts that are used for the current and general operations of the district. The accounts are:

Function 711100-711109 includes the General checking account from Nicolet

National Bank and the Payroll account from Fidelity Bank.

Function 711210-711219 Petty Cash Accounts

Function 712000 Post Retirement Account

Function 712200 Local Government Investment Pool

The cash balance from the prior month is shown under the title of beginning balance. We received a portion of the tax levy in February to boost our cash balance, however we still needed to use our line of credit. We will be receiving our Equalization aid in March from the state and I will be able to pay off our line of credit.

Budget Actual	Fund 10-General	Thru February			
		Budget	Actual	Remaining	February
Salaries, Wages and Benefits		16,432,199	8,508,902	7,923,297	- 8,508,902
<b>Instructional Budget</b>					
MAES		127,386	129,677	(2,291)	- 129,677 Dan
SES		64,034	45,687	18,347	- 45,687 SuAnn
MAMS		166,660	92,022	74,638	- 92,022 Al
MASH		297,000	160,217	136,783	- 160,217 Jill
Co-Curricular		170,000	99,687	70,313	- 99,687 Andy
Student Services		18,600	5,872	12,728	- 5,872 Joseph
Carl Perkins-fully funded		20,000	12,091	7,909	- 12,091 Laura
Title IA fully funded		27,750	9,540	18,210	- 9,540 Laura
Intervention		21,165	17,571	3,594	- 17,571 Laura
Gifted and Talented		11,125	3,367	7,758	- 3,367 Laura
Interpreters		20,000	17,724	2,276	- 17,724 SuAnn
Improvement of Instruction		35,870	8,214	27,656	- 8,214 Laura
Project Lead the Way		5,200	5,152	48	- 5,152 Laura
Title IV		15,000	3,930	11,070	- 3,930 Laura
Support Media Technology		385,600	368,673	16,927	- 368,673 Dennis
Instructional Media Technology		211,000	196,158	14,842	- 196,158 Dennis
Audio-Visual		11,023	10,720	303	- 10,720 Laura
Staff Development		7,165	5,785	1,380	- 5,785 Laura
Title II-A (Grant Fully Funded)		27,000	11,996	15,004	- 11,996 Laura
School Forest		2,000	-	2,000	- Laura
<b>Total Instructional</b>		<b>1,643,578</b>	<b>1,204,085</b>	<b>439,493</b>	<b>- 1,204,085</b>
<b>Operations and Maintenance Budget</b>					
Operations		621,865	348,391	273,474	- 348,391 Dave
Maintenance		573,700	414,308	159,392	- 414,308 Dave
Facilities		162,300	160,632	1,668	- 160,632 Dave
ESSER Funds (Covid -19)		279,235	230,155	49,080	- 230,155 Audra
From Fund Balance		-	-	-	- Dave
<b>Total Oper and Main</b>		<b>1,637,100</b>	<b>1,153,486</b>	<b>483,614</b>	<b>- 1,153,486</b>
<b>Total Transportation</b>		<b>1,227,096</b>	<b>548,358</b>	<b>678,738</b>	<b>- 548,358 Audra</b>
<b>All Other Budgets</b>					
Central Administration		70,650	44,209	26,441	- 44,209 Pat
Fiscal		20,000	9,528	10,472	- 9,528 Audra
Central Services		140,800	57,085	83,715	- 57,085 Audra
Insurance and Judgments		222,300	183,155	39,145	- 183,155 Audra
Debt Services		40,000	-	40,000	- Audra
Other Support Services		3,920	2,940	980	- 2,940 Audra
Non Program Transactions		655,292	14,022	641,270	- 14,022 Audra
Transfer to Fund 80/99		6,118,345	-	6,118,345	- Audra
		<b>7,271,307</b>	<b>310,941</b>	<b>6,960,366</b>	<b>- 310,941</b>
Transfer to Fund 27 for RVA - Estimate		775,043	-	775,043	-
Transfer to Fund 27 ESTIMATE		3,015,146	-	3,015,146	-
		<b>3,790,189</b>			
Transfer to Fund 46		\$ 15,000	15000		
<b>Total Expenditures</b>		<b>32,001,469</b>	<b>11,725,771</b>	<b>20,275,698</b>	<b>- 11,725,771</b>

Medford Area Public School District  
2/28/2021

Co-Curricular Salary and Benefits

OBJECT 100-299

Middle School

Football	2,887.17
Volleyball	4,516.15
Swim-Girls	2,987.76
Cross Country	3,573.91
Basketball-Girls	6,415.83
Basketball-Boys	3,086.59
Swim Boys	-
Wrestling	2,982.79
Gymnastics	-
Softball	-
Track-Girls	-
Track-Boys	-
Esports	1,143.85
District Wide	-
Co-curricular-ACADEMIC	-
	<u>27,594.05</u>
est budget	209,290

Co-Curricular Salary and Benefits

High School

Football	20,537.67	23,424.84
Volleyball	11,496.55	16,012.70
Soccer-Boys	5,628.10	5,628.10
Tennis-Girls	5,973.14	5,973.14
Swim-Girls	3,688.63	6,676.39
Cross Country	6,549.49	10,123.40
Basketball-Girls	552.66	6,968.49
Basketball-Boys	535.87	3,622.46
Swim-Boys	3,677.46	3,677.46
Wrestling	7,743.23	10,726.02
Hockey-Girls	6,088.70	6,088.70
Hockey-Boys	5,939.04	5,939.04
Gymnastics	-	-
Baseball	-	-
Softball	-	-
Soccer-Girls	-	-
Track-Girls	-	-
Track-Boys	-	-
Tennis-Boys	-	-
Golf	-	-
Curling	-	-
Esports	-	-
District Wide	1,370.28	1,370.28
Co-curricular-ACADEMIC	286.76	286.76
	<u>80,067.58</u>	<u>106,517.78</u>
Remaining		102,772.22

Co-curricular budget

OBJECT 300-999

Football	-
Volleyball	1,349.92
Swim-Girls	-
Cross Country	199.01
Basketball-Girls	1,531.00
Basketball-Boys	1,498.00
Swim-Boys	-
Wrestling	1,417.71
Gymnastics	-
Softball	-
Track-Girls	29.00
Track-Boys	29.00
Esports	-
OTHER	-
Co-Curricular-ATHLETICS	524.17
Co-Curricular-ACADEMIC	-
	<u>6,577.81</u>
est budget	192,270

Co-curricular budget

Football	17,507.33	17,507.33
Volleyball	4,491.09	5,841.01
Soccer-Boys	6,303.04	6,303.04
Tennis-Girls	1,281.09	1,281.09
Swim-Girls	3,434.90	3,434.90
Cross Country	6,194.70	6,393.71
Basketball-Girls	12,134.37	13,665.37
Basketball-Boys	12,614.06	14,112.06
Swim-Boys	3,176.18	3,176.18
Wrestling	1,496.82	2,914.53
Hockey-Girls	2,884.30	2,884.30
Hockey-Boys	2,334.30	2,334.30
Gymnastics	15,666.71	15,666.71
Baseball	1,727.35	1,727.35
Softball	252.62	252.62
Soccer-Girls	496.29	496.29
Track-Girls	370.79	399.79
Track-Boys	370.80	399.80
Tennis-Boys	658.65	658.65
Golf	187.74	187.74
Curling	2,653.74	2,653.74
District Wide Co-Curricular	255.41	255.41
District Wide - Athletics	3,194.95	-
Co-Curricular-ATHLETICS	-	524.17
Co-Curricular-ACADEMIC	-	-
	<u>99,687.23</u>	<u>103,070.09</u>
Remaining		89,199.91



Transportation	
Football	-
Volleyball	-
Swim-Girls	-
Cross Country	-
Basketball-Girls	-
Basketball-Boys	-
Wrestling	-
Gymnastics	-
Softball	-
Track-Girls	-
Track-Boys	-
Other	-

Transportation		
Football	4,582.81	4,582.81
Volleyball	2,716.08	2,716.08
Soccer-Boys	3,359.41	3,359.41
Tennis-Girls	3,410.23	3,410.23
Swim-Girls	1,516.81	1,516.81
Cross Country	2,226.02	2,226.02
Basketball-Girls	5,547.54	5,547.54
Basketball-Boys	5,317.71	5,317.71
Swim-Boys	3,059.72	3,059.72
Wrestling	1,394.35	1,394.35
Hockey-Girls	4,360.10	4,360.10
Hockey-Boys	6,801.88	6,801.88
Gymnastics	3,050.57	3,050.57
Baseball	-	-
Softball	-	-
Soccer-Girls	-	-
Track-Girls	-	-
Track-Boys	-	-
Tennis-Boys	-	-
Golf	-	-
Curling	-	-
	<u>47,343.23</u>	<u>47,343.23</u>

TRANS BUDGET	129,546	Remaining	82,202.77
Total	<u>34,171.86</u>	<u>227,098.04</u>	<u>256,931.10</u>
est budget	531,106	Remaining	274,174.90

By Sport:

SUMMARY BY SPORT			
Football	2,887.17	District Wide	-
Volleyball	5,866.07	Football	42,627.81
	-	Volleyball	24,569.79
Swim-Girls	2,987.76	Soccer-Boys	15,290.55
Cross Country	3,772.92	Tennis-Girls	10,664.46
Basketball-Girls	7,946.83	Swim-Girls	8,640.34
Basketball-Boys	4,584.59	Cross Country	14,970.21
	-	Basketball-Girls	18,234.57
Wrestling	4,400.50	Basketball-Boys	18,467.64
	-	Swim-Boys	9,913.36
Gymnastics	-	Wrestling	10,634.40
	-	Hockey-Girls	13,333.10
Softball	-	Hockey-Boys	15,075.22
	-	Gymnastics	18,717.28
Track-Girls	29.00	Baseball	1,727.35
Track-Boys	29.00	Softball	252.62
	-	Soccer-Girls	496.29
District Wide	-	Track-Girls	370.79
Not defined	524.17	Track-Boys	370.80
NOT DEFINED	-	Tennis-Boys	658.65
	<u>33,028.01</u>	Golf	187.74
Co-curricular academic	-	Curling	4,024.02
Total	<u>33,028.01</u>	DW - COCURR & ACADEMIC	-
			<u>223,360.92</u>
		Co-curricular academic	286.76
		Total	<u>223,647.68</u>
			256,388.93
			<u>286.76</u>
			<u>256,675.69</u>

Ten-Year Utility Expense Comparison Report

MONTH-END -  
Jan-21

Object		2011-2012	2012-2013	2013-2014	2014-2015	2015-2016	2016-2017	2017-2018	2018-2019	2019-2020	2020-21
UTILITY											
(331) GAS/HEAT	BUDGET	120,000.00	115,000.00	115,000.00	135,000.00	100,000.00	127,350.00	125,400.00	125,400.00	115,050.00	114,000.00
	YEAR-END	99,320.69	98,230.49	157,201.50	115,000.00	76,000.00	80,000.00	85,000.00	95,000.00	70,948.77	114,000.00
	MONTH-END	99,320.69	98,230.49	157,201.50	112,988.06	73,760.27	77,478.24	84,052.63	94,372.03	72,555.95	51,515.04
(336) ELECTRICITY	BUDGET	205,000.00	205,000.00	205,000.00	205,000.00	205,000.00	205,000.00	203,000.00	203,000.00	203,000.00	202,750.00
	YEAR-END	195,307.80	180,194.58	177,214.36	180,000.00	190,000.00	196,000.00	203,000.00	197,000.00	156,763.07	202,750.00
	MONTH-END	195,307.80	180,194.58	177,214.36	183,669.54	185,486.28	179,186.68	189,662.10	183,065.32	158,974.68	108,062.58
(337) WATER	BUDGET	16,500.00	16,500.00	16,500.00	16,300.00	16,500.00	16,500.00	16,500.00	16,500.00	22,500.00	22,000.00
	YEAR-END	15,796.88	17,413.41	19,253.97	18,300.00	21,200.00	21,000.00	20,000.00	19,000.00	22,500.00	22,000.00
	MONTH-END	15,796.88	17,413.41	19,253.97	19,198.34	21,109.99	19,316.24	21,786.88	20,320.48	19,192.96	11,838.81
(338) SEWER	BUDGET	26,000.00	26,000.00	26,000.00	26,000.00	26,000.00	26,000.00	25,000.00	25,000.00	28,000.00	27,000.00
	YEAR-END	23,755.14	22,252.41	22,856.79	29,000.00	29,500.00	29,000.00	27,000.00	27,000.00	28,000.00	27,000.00
	MONTH-END	23,755.14	22,252.41	22,856.79	29,108.64	28,582.53	27,574.48	28,335.57	27,122.56	24,841.60	18,518.46
(353) POSTAGE	BUDGET	20,000.00	20,000.00	20,000.00	23,500.00	26,000.00	25,000.00	25,000.00	25,600.00	25,600.00	25,600.00
	YEAR-END	19,798.73	19,700.32	18,213.81	23,500.00	26,000.00	21,000.00	25,000.00	24,000.00	25,600.00	25,600.00
	MONTH-END	19,798.73	19,700.32	18,213.81	22,876.13	25,261.33	19,994.87	19,356.74	23,949.84	23,871.29	19,247.84
(355) TELEPHONE	BUDGET	57,000.00	74,000.00	84,260.00	84,260.00	86,260.00	86,450.00	86,450.00	65,000.00	59,200.00	59,200.00
	YEAR-END	76,330.24	83,213.33	83,659.35	84,260.00	86,260.00	70,000.00	58,000.00	57,000.00	59,200.00	59,200.00
	MONTH-END	76,330.24	83,213.33	83,659.35	79,687.24	83,718.91	65,872.64	54,694.75	58,856.53	47,521.74	19,204.34
TOTAL BUDGET		444,500.00	456,500.00	466,760.00	490,060.00	459,760.00	486,300.00	481,350.00	460,500.00	453,350.00	450,550.00
TOTAL ESTIMATED YEAR-END		430,309.48	421,004.54	478,399.78	450,060.00	428,960.00	417,000.00	418,000.00	419,000.00	363,011.84	450,550.00
TOTAL MONTH-END		430,309.48	421,004.54	478,399.78	447,527.95	417,919.31	389,423.15	397,888.67	407,686.76	346,958.22	228,387.07
		444,500.00	456,500.00	466,760.00	490,060.00	459,760.00	486,300.00	481,350.00	460,500.00	453,350.00	450,550.00
		430,309.48	421,004.54	478,399.78	447,527.95	417,919.31	389,423.15	397,888.67	407,686.76	346,958.22	228,387.07
Remaining Budget Dollars		14,190.52	35,495.46	(11,639.78)	42,532.05	41,840.69	96,876.85	83,461.33	52,813.24	106,391.78	222,162.93

Fd	T	Loc	Obj	Func	Prj	Obj	2020-21	February 2020-21	2020-21	2020-21	Encumbered	Unencumbered	Unexpended
							Revised Budget	Monthly Activity	FYTD Activity	FYTD %	Amount	Balance	Balance
10	E	---	1--	110000	---	SALARIES	3,344,003.61	250,734.48	1,595,809.47	47.72	0.00	1,748,194.14	1,748,194.14
10	E	---	2--	110000	---	EMPLOYEE BENEFITS	1,493,227.10	120,090.81	733,512.53	49.12	0.00	759,714.57	759,714.57
10	E	---	3--	110000	---	PURCHASED SERVICES	45,665.00	1,402.59	70,790.39	155.02	10,500.00	35,625.39-	25,125.39-
10	E	---	4--	110000	---	NON-CAPITAL OBJECTS	75,330.00	5,357.49	48,978.46	65.02	4,986.15	21,365.39	26,351.54
10	E	---	9--	110000	---	OTHER EXPENDITURES	8,000.00	1,105.00	3,165.00	39.56	0.00	4,835.00	4,835.00
10	E	---	---	110000	---	UNDIFFERENTIATED CURRICU	4,966,225.71	378,690.37	2,452,255.85	49.38	15,486.15	2,498,483.71	2,513,969.86
10	E	---	4--	120000	---	NON-CAPITAL OBJECTS	0.00	0.00	425.16	0.00	0.00	425.16-	425.16-
10	E	---	---	120000	---	REGULAR CURRICULUM	0.00	0.00	425.16	0.00	0.00	425.16-	425.16-
10	E	---	1--	121000	---	SALARIES	215,800.00	17,983.36	106,762.09	49.47	0.00	109,037.91	109,037.91
10	E	---	2--	121000	---	EMPLOYEE BENEFITS	101,235.07	7,071.50	42,169.33	41.65	0.00	59,065.74	59,065.74
10	E	---	3--	121000	---	PURCHASED SERVICES	0.00	0.00	57.46	0.00	0.00	57.46-	57.46-
10	E	---	4--	121000	---	NON-CAPITAL OBJECTS	27,000.00	4,646.27	26,821.80	99.34	2,620.89	2,442.69-	178.20
10	E	---	---	121000	---	ART	344,035.07	29,701.13	175,810.68	51.10	2,620.89	165,603.50	168,224.39
10	E	---	1--	122000	---	SALARIES	969,567.52	99,160.97	532,324.43	54.90	0.00	437,243.09	437,243.09
10	E	---	2--	122000	---	EMPLOYEE BENEFITS	501,211.65	51,488.84	269,681.86	53.81	0.00	231,529.79	231,529.79
10	E	---	3--	122000	---	PURCHASED SERVICES	20,065.00	0.00	11,188.00	55.76	1,000.00	7,877.00	8,877.00
10	E	---	4--	122000	---	NON-CAPITAL OBJECTS	21,337.00	78.93	15,178.05	71.13	419.80	5,739.15	6,158.95
10	E	---	9--	122000	---	OTHER EXPENDITURES	300.00	0.00	392.00	130.67	0.00	92.00-	92.00-
10	E	---	---	122000	---	ENGLISH LANGUAGE	1,512,481.17	150,728.74	828,764.34	54.80	1,419.80	682,297.03	683,716.83
10	E	---	1--	122110	---	SALARIES	90,207.36	5,197.56	31,864.70	35.32	0.00	58,342.66	58,342.66
10	E	---	2--	122110	---	EMPLOYEE BENEFITS	74,978.23	2,453.96	15,042.62	20.06	0.00	59,935.61	59,935.61
10	E	---	---	122110	---	READING	165,185.59	7,651.52	46,907.32	28.40	0.00	118,278.27	118,278.27
10	E	---	1--	122115	---	SALARIES	0.00	13,748.12	13,748.12	0.00	0.00	13,748.12-	13,748.12-
10	E	---	2--	122115	---	EMPLOYEE BENEFITS	0.00	14,793.64	14,793.64	0.00	0.00	14,793.64-	14,793.64-
10	E	---	3--	122115	---	PURCHASED SERVICES	17,888.00	0.00	17,518.25	97.93	0.00	369.75	369.75
10	E	---	4--	122115	---	NON-CAPITAL OBJECTS	3,277.00	0.00	52.87	1.61	0.00	3,224.13	3,224.13
10	E	---	---	122115	---	INTERVENTION	21,165.00	28,541.76	46,112.88	217.87	0.00	24,947.88-	24,947.88-
10	E	---	3--	122600	---	PURCHASED SERVICES	1,500.00	0.00	2,375.00	158.33	0.00	875.00-	875.00-
10	E	---	4--	122600	---	NON-CAPITAL OBJECTS	6,500.00	18.21	158.09	2.43	701.95	5,639.96	6,341.91
10	E	---	9--	122600	---	OTHER EXPENDITURES	2,000.00	1,805.75	2,135.75	106.79	0.00	135.75-	135.75-
10	E	---	---	122600	---	DRAMA	10,000.00	1,823.96	4,668.84	46.69	701.95	4,629.21	5,331.16
10	E	---	1--	123208	---	SALARIES	60,400.00	5,033.34	30,199.96	50.00	0.00	30,200.04	30,200.04
10	E	---	2--	123208	---	EMPLOYEE BENEFITS	18,794.76	1,515.80	9,126.99	48.56	0.00	9,667.77	9,667.77

Fd	T	Loc	Obj	Func	Prj	Obj	2020-21	February 2020-21	2020-21	2020-21	Encumbered	Unencumbered	Unexpended
							Revised Budget	Monthly Activity	FYTD Activity	FYTD %	Amount	Balance	Balance
10	E	---	3--	123208	---	PURCHASED SERVICES	0.00	0.00	54.72	0.00	0.00	54.72-	54.72-
10	E	---	4--	123208	---	NON-CAPITAL OBJECTS	500.00	0.00	481.56	96.31	0.00	18.44	18.44
10	E	---	---	123208	---	FRENCH	79,694.76	6,549.14	39,863.23	50.02	0.00	39,831.53	39,831.53
10	E	---	1--	123219	---	SALARIES	89,800.00	7,483.34	44,899.96	50.00	0.00	44,900.04	44,900.04
10	E	---	2--	123219	---	EMPLOYEE BENEFITS	46,854.06	3,759.06	22,417.61	47.85	0.00	24,436.45	24,436.45
10	E	---	3--	123219	---	PURCHASED SERVICES	300.00	0.00	40.88	13.63	0.00	259.12	259.12
10	E	---	4--	123219	---	NON-CAPITAL OBJECTS	2,300.00	0.00	1,490.44	64.80	16.37	793.19	809.56
10	E	---	9--	123219	---	OTHER EXPENDITURES	60.00	0.00	0.00	0.00	0.00	60.00	60.00
10	E	---	---	123219	---	SPANISH	139,314.06	11,242.40	68,848.89	49.42	16.37	70,448.80	70,465.17
10	E	---	1--	124000	---	SALARIES	508,954.00	42,412.92	255,838.98	50.27	0.00	253,115.02	253,115.02
10	E	---	2--	124000	---	EMPLOYEE BENEFITS	284,483.01	22,730.31	135,595.00	47.66	0.00	148,888.01	148,888.01
10	E	---	3--	124000	---	PURCHASED SERVICES	0.00	0.00	262.00	0.00	0.00	262.00-	262.00-
10	E	---	4--	124000	---	NON-CAPITAL OBJECTS	32,750.00	0.00	6,512.76	19.89	0.00	26,237.24	26,237.24
10	E	---	---	124000	---	MATHEMATICS	826,187.01	65,143.23	398,208.74	48.20	0.00	427,978.27	427,978.27
10	E	---	1--	125400	---	SALARIES	220,957.00	18,413.12	110,478.28	50.00	0.00	110,478.72	110,478.72
10	E	---	2--	125400	---	EMPLOYEE BENEFITS	111,016.97	8,732.40	52,883.32	47.64	0.00	58,133.65	58,133.65
10	E	---	3--	125400	---	PURCHASED SERVICES	11,214.00	70.68	5,952.83	53.08	450.00	4,811.17	5,261.17
10	E	---	4--	125400	---	NON-CAPITAL OBJECTS	33,014.00	989.05	22,780.23	69.00	4,416.38	5,817.39	10,233.77
10	E	---	5--	125400	---	CAPITAL OBJECTS	1,300.00	0.00	0.00	0.00	0.00	1,300.00	1,300.00
10	E	---	9--	125400	---	OTHER EXPENDITURES	4,245.00	127.00	819.25	19.30	0.00	3,425.75	3,425.75
10	E	---	---	125400	---	VOCAL MUSIC	381,746.97	28,332.25	192,913.91	50.53	4,866.38	183,966.68	188,833.06
10	E	---	1--	125500	---	SALARIES	153,800.00	12,816.70	76,899.80	50.00	0.00	76,900.20	76,900.20
10	E	---	2--	125500	---	EMPLOYEE BENEFITS	66,997.99	5,433.96	32,306.88	48.22	0.00	34,691.11	34,691.11
10	E	---	3--	125500	---	PURCHASED SERVICES	9,750.00	0.00	4,013.52	41.16	5,026.50	709.98	5,736.48
10	E	---	4--	125500	---	NON-CAPITAL OBJECTS	17,826.00	319.91	9,714.48	54.50	4,455.28	3,656.24	8,111.52
10	E	---	9--	125500	---	OTHER EXPENDITURES	2,080.00	0.00	527.50	25.36	0.00	1,552.50	1,552.50
10	E	---	---	125500	---	INSTRUMENTAL MUSIC	250,453.99	18,570.57	123,462.18	49.30	9,481.78	117,510.03	126,991.81
10	E	---	1--	126000	---	SALARIES	457,410.60	38,419.52	223,234.71	48.80	0.00	234,175.89	234,175.89
10	E	---	2--	126000	---	EMPLOYEE BENEFITS	231,907.99	18,522.30	107,640.29	46.42	0.00	124,267.70	124,267.70
10	E	---	3--	126000	---	PURCHASED SERVICES	750.00	0.00	0.00	0.00	0.00	750.00	750.00
10	E	---	4--	126000	---	NON-CAPITAL OBJECTS	21,075.00	716.86	9,416.51	44.68	3,931.25	7,727.24	11,658.49
10	E	---	5--	126000	---	CAPITAL OBJECTS	5,000.00	0.00	0.00	0.00	0.00	5,000.00	5,000.00
10	E	---	---	126000	---	SCIENCE	716,143.59	57,658.68	340,291.51	47.52	3,931.25	371,920.83	375,852.08
10	E	---	1--	127000	---	SALARIES	486,671.00	37,222.00	222,056.61	45.63	0.00	264,614.39	264,614.39

Fd	T	Loc	Obj	Func	Prj	Obj	2020-21	February 2020-21	2020-21	2020-21	Encumbered	Unencumbered	Unexpended
							Revised Budget	Monthly Activity	FYTD Activity	FYTD %	Amount	Balance	Balance
10	E	---	2--	127000	---	EMPLOYEE BENEFITS	243,531.46	16,141.84	103,295.47	42.42	0.00	140,235.99	140,235.99
10	E	---	3--	127000	---	PURCHASED SERVICES	350.00	0.00	718.51	205.29	0.00	368.51-	368.51-
10	E	---	4--	127000	---	NON-CAPITAL OBJECTS	1,355.00	0.00	4,337.68	320.12	0.00	2,982.68-	2,982.68-
10	E	---	9--	127000	---	OTHER EXPENDITURES	250.00	0.00	0.00	0.00	0.00	250.00	250.00
10	E	---	---	127000	---	SOCIAL SCIENCE	732,157.46	53,363.84	330,408.27	45.13	0.00	401,749.19	401,749.19
10	E	---	1--	129000	---	SALARIES	15,774.00	1,732.75	9,828.90	62.31	0.00	5,945.10	5,945.10
10	E	---	2--	129000	---	EMPLOYEE BENEFITS	11,828.33	1,309.09	7,176.89	60.68	0.00	4,651.44	4,651.44
10	E	---	---	129000	---	OTHER REGULAR CURRICULUM	27,602.33	3,041.84	17,005.79	61.61	0.00	10,596.54	10,596.54
10	E	---	3--	129300	---	PURCHASED SERVICES	26,550.00	0.00	37,905.48	142.77	30,600.00	41,955.48-	11,355.48-
10	E	---	4--	129300	---	NON-CAPITAL OBJECTS	205,219.00	825.95	161,844.51	78.86	1,898.00	41,476.49	43,374.49
10	E	---	5--	129300	---	CAPITAL OBJECTS	1,000.00	0.00	0.00	0.00	0.00	1,000.00	1,000.00
10	E	---	---	129300	---	COMPUTER LITERACY	232,769.00	825.95	199,749.99	85.81	32,498.00	521.01	33,019.01
10	E	---	1--	131000	---	SALARIES	70,750.00	5,895.84	36,235.30	51.22	0.00	34,514.70	34,514.70
10	E	---	2--	131000	---	EMPLOYEE BENEFITS	46,030.50	3,694.97	22,484.65	48.85	0.00	23,545.85	23,545.85
10	E	---	3--	131000	---	PURCHASED SERVICES	0.00	0.00	399.00	0.00	0.00	399.00-	399.00-
10	E	---	4--	131000	---	NON-CAPITAL OBJECTS	3,907.00	654.18	4,571.37	117.00	2,420.68	3,085.05-	664.37-
10	E	---	5--	131000	---	CAPITAL OBJECTS	900.00	0.00	0.00	0.00	0.00	900.00	900.00
10	E	---	---	131000	---	AGRICULTURE	121,587.50	10,244.99	63,690.32	52.38	2,420.68	55,476.50	57,897.18
10	E	---	1--	132000	---	SALARIES	98,100.00	8,175.02	49,049.88	50.00	0.00	49,050.12	49,050.12
10	E	---	2--	132000	---	EMPLOYEE BENEFITS	39,637.95	3,197.47	19,030.72	48.01	0.00	20,607.23	20,607.23
10	E	---	3--	132000	---	PURCHASED SERVICES	2,900.00	0.00	0.00	0.00	0.00	2,900.00	2,900.00
10	E	---	4--	132000	---	NON-CAPITAL OBJECTS	10,063.00	0.00	9,268.79	92.11	100.00	694.21	794.21
10	E	---	9--	132000	---	OTHER EXPENDITURES	1,600.00	40.00	42.00-	2.63-	0.00	1,642.00	1,642.00
10	E	---	---	132000	---	BUSINESS OCCUPATIONS	152,300.95	11,412.49	77,307.39	50.76	100.00	74,893.56	74,993.56
10	E	---	1--	135000	---	SALARIES	88,874.00	7,406.18	44,436.92	50.00	0.00	44,437.08	44,437.08
10	E	---	2--	135000	---	EMPLOYEE BENEFITS	50,370.80	4,056.46	24,072.98	47.79	0.00	26,297.82	26,297.82
10	E	---	3--	135000	---	PURCHASED SERVICES	3,850.00	0.00	0.00	0.00	0.00	3,850.00	3,850.00
10	E	---	4--	135000	---	NON-CAPITAL OBJECTS	19,250.00	1,853.75	9,794.65	50.88	8,250.65	1,204.70	9,455.35
10	E	---	---	135000	---	HOME ECONOMICS	162,344.80	13,316.39	78,304.55	48.23	8,250.65	75,789.60	84,040.25
10	E	---	1--	136000	---	SALARIES	229,911.00	19,159.28	114,955.32	50.00	0.00	114,955.68	114,955.68
10	E	---	2--	136000	---	EMPLOYEE BENEFITS	99,428.80	7,892.95	46,821.04	47.09	0.00	52,607.76	52,607.76
10	E	---	3--	136000	---	PURCHASED SERVICES	2,000.00	0.00	0.00	0.00	0.00	2,000.00	2,000.00
10	E	---	4--	136000	---	NON-CAPITAL OBJECTS	24,700.00	1,182.24	10,428.49	42.22	4,827.88	9,443.63	14,271.51
10	E	---	---	136000	---	TECHNOLOGY EDUCATION	356,039.80	28,234.47	172,204.85	48.37	4,827.88	179,007.07	183,834.95

Fd	T	Loc	Obj	Func	Prj	Obj	2020-21	February 2020-21	2020-21	2020-21	Encumbered	Unencumbered	Unexpended
							Revised Budget	Monthly Activity	FYTD Activity	FYTD %	Amount	Balance	Balance
10	E	---	1--	138000	---	SALARIES	30,946.96	2,759.85	19,007.39	61.42	0.00	11,939.57	11,939.57
10	E	---	2--	138000	---	EMPLOYEE BENEFITS	26,865.13	2,215.88	16,637.26	61.93	0.00	10,227.87	10,227.87
10	E	---	---	138000	---	VOCATIONAL SPECIAL NEEDS	57,812.09	4,975.73	35,644.65	61.66	0.00	22,167.44	22,167.44
10	E	---	1--	139000	---	SALARIES	10,500.00	0.00	2,722.76	25.93	0.00	7,777.24	7,777.24
10	E	---	2--	139000	---	EMPLOYEE BENEFITS	0.00	0.00	208.29	0.00	0.00	208.29	208.29
10	E	---	---	139000	---	OTHER VOCATIONAL CURRICU	10,500.00	0.00	2,931.05	27.91	0.00	7,568.95	7,568.95
10	E	---	4--	141000	---	NON-CAPITAL OBJECTS	500.00	0.00	0.00	0.00	0.00	500.00	500.00
10	E	---	---	141000	---	HEALTH EDUCATION	500.00	0.00	0.00	0.00	0.00	500.00	500.00
10	E	---	1--	143000	---	SALARIES	430,635.09	34,762.44	205,899.80	47.81	0.00	224,735.29	224,735.29
10	E	---	2--	143000	---	EMPLOYEE BENEFITS	188,037.11	14,437.93	85,855.01	45.66	0.00	102,182.10	102,182.10
10	E	---	3--	143000	---	PURCHASED SERVICES	8,625.00	1,606.00	7,588.05	87.98	0.00	1,036.95	1,036.95
10	E	---	4--	143000	---	NON-CAPITAL OBJECTS	12,860.00	52.15	11,513.96	89.53	238.00	1,108.04	1,346.04
10	E	---	---	143000	---	PHYSICAL EDUCATION	640,157.20	50,858.52	310,856.82	48.56	238.00	329,062.38	329,300.38
10	E	---	1--	161000	---	SALARIES	30,000.00	0.00	252.25	0.84	0.00	29,747.75	29,747.75
10	E	---	2--	161000	---	EMPLOYEE BENEFITS	4,090.00	0.00	34.51	0.84	0.00	4,055.49	4,055.49
10	E	---	3--	161000	---	PURCHASED SERVICES	645.00	0.00	103.74	16.08	0.00	541.26	541.26
10	E	---	4--	161000	---	NON-CAPITAL OBJECTS	50.00	112.92	151.67	303.34	0.00	101.67	101.67
10	E	---	9--	161000	---	OTHER EXPENDITURES	275.00	0.00	0.00	0.00	0.00	275.00	275.00
10	E	---	---	161000	---	CO-CURRICULAR ACADEMIC	35,060.00	112.92	542.17	1.55	0.00	34,517.83	34,517.83
10	E	---	1--	162000	---	SALARIES	140,000.00	21,977.00	71,932.21	51.38	0.00	68,067.79	68,067.79
10	E	---	2--	162000	---	EMPLOYEE BENEFITS	18,950.00	2,008.01	7,848.61	41.42	0.00	11,101.39	11,101.39
10	E	---	3--	162000	---	PURCHASED SERVICES	88,500.00	17,161.36	66,274.72	74.89	0.00	22,225.28	22,225.28
10	E	---	4--	162000	---	NON-CAPITAL OBJECTS	57,000.00	1,730.80	30,297.10	53.15	20,000.00	6,702.90	26,702.90
10	E	---	5--	162000	---	CAPITAL OBJECTS	5,000.00	0.00	0.00	0.00	0.00	5,000.00	5,000.00
10	E	---	9--	162000	---	OTHER EXPENDITURES	18,530.00	200.00	3,455.00	18.65	0.00	15,075.00	15,075.00
10	E	---	---	162000	---	CO-CURRICULAR ATHLETICS	327,980.00	43,077.17	179,807.64	54.82	20,000.00	128,172.36	148,172.36
10	E	---	1--	171000	---	SALARIES	128,600.00	10,920.26	65,705.86	51.09	0.00	62,894.14	62,894.14
10	E	---	2--	171000	---	EMPLOYEE BENEFITS	86,166.50	5,177.68	31,145.87	36.15	0.00	55,020.63	55,020.63
10	E	---	3--	171000	---	PURCHASED SERVICES	20,000.00	2,697.50	16,424.32	82.12	0.00	3,575.68	3,575.68
10	E	---	---	171000	---	CULTURALLY/SOCIALLY DISA	234,766.50	18,795.44	113,276.05	48.25	0.00	121,490.45	121,490.45
10	E	---	1--	172000	---	SALARIES	19,750.00	1,645.84	10,735.30	54.36	0.00	9,014.70	9,014.70
10	E	---	2--	172000	---	EMPLOYEE BENEFITS	14,776.55	1,181.74	7,572.31	51.25	0.00	7,204.24	7,204.24
10	E	---	3--	172000	---	PURCHASED SERVICES	2,755.00	0.00	0.00	0.00	0.00	2,755.00	2,755.00

Fd	T	Loc	Obj	Func	Prj	Obj	2020-21	February 2020-21	2020-21	2020-21	Encumbered	Unencumbered	Unexpended
							Revised Budget	Monthly Activity	FYTD Activity	FYTD %	Amount	Balance	Balance
10	E	---	4--	172000	---	NON-CAPITAL OBJECTS	5,625.00	459.80	1,797.21	31.95	0.00	3,827.79	3,827.79
10	E	---	9--	172000	---	OTHER EXPENDITURES	2,745.00	870.00	1,570.00	57.19	0.00	1,175.00	1,175.00
10	E	---	---	172000	---	GIFTED AND TALENTED	45,651.55	4,157.38	21,674.82	47.48	0.00	23,976.73	23,976.73
10	E	---	1--	179000	---	SALARIES	66,858.00	5,571.50	33,429.00	50.00	0.00	33,429.00	33,429.00
10	E	---	2--	179000	---	EMPLOYEE BENEFITS	33,599.34	2,694.36	15,917.84	47.38	0.00	17,681.50	17,681.50
10	E	---	---	179000	---	OTHER SPECIAL NEEDS	100,457.34	8,265.86	49,346.84	49.12	0.00	51,110.50	51,110.50
10	E	---	---	1-----	---	INSTRUCTION	12,650,319.44	1,035,316.74	6,371,284.73	50.36	106,859.78	6,172,174.93	6,279,034.71
10	E	---	1--	212000	---	SALARIES	19,885.00	1,657.08	9,942.42	50.00	0.00	9,942.58	9,942.58
10	E	---	2--	212000	---	EMPLOYEE BENEFITS	12,662.52	1,019.19	6,609.73	52.20	0.00	6,052.79	6,052.79
10	E	---	---	212000	---	SOCIAL WORK	32,547.52	2,676.27	16,552.15	50.86	0.00	15,995.37	15,995.37
10	E	---	1--	213000	---	SALARIES	247,360.22	26,633.02	146,753.43	59.33	0.00	100,606.79	100,606.79
10	E	---	2--	213000	---	EMPLOYEE BENEFITS	95,220.88	10,965.74	56,452.61	59.29	0.00	38,768.27	38,768.27
10	E	---	3--	213000	---	PURCHASED SERVICES	7,775.00	0.00	600.00	7.72	0.00	7,175.00	7,175.00
10	E	---	4--	213000	---	NON-CAPITAL OBJECTS	8,150.00	741.79	2,949.44	36.19	1,073.70	4,126.86	5,200.56
10	E	---	---	213000	---	PUPIL SERVICES - GUIDANC	358,506.10	38,340.55	206,755.48	57.67	1,073.70	150,676.92	151,750.62
10	E	---	1--	214000	---	SALARIES	91,600.00	7,633.36	45,799.84	50.00	0.00	45,800.16	45,800.16
10	E	---	2--	214000	---	EMPLOYEE BENEFITS	59,253.86	4,683.37	21,215.91	35.81	0.00	38,037.95	38,037.95
10	E	---	3--	214000	---	PURCHASED SERVICES	750.00	0.00	768.17	102.42	0.00	18.17-	18.17-
10	E	---	4--	214000	---	NON-CAPITAL OBJECTS	4,000.00	22.50	2,263.71	56.59	452.73	1,283.56	1,736.29
10	E	---	9--	214000	---	OTHER EXPENDITURES	160.00	160.00	160.00	100.00	0.00	0.00	0.00
10	E	---	---	214000	---	PUPIL SERVICES - NURSE	155,763.86	12,499.23	70,207.63	45.07	452.73	85,103.50	85,556.23
10	E	---	1--	215000	---	SALARIES	0.00	0.00	5,131.90	0.00	0.00	5,131.90-	5,131.90-
10	E	---	2--	215000	---	EMPLOYEE BENEFITS	0.00	0.00	2,603.92	0.00	0.00	2,603.92-	2,603.92-
10	E	---	4--	215000	---	NON-CAPITAL OBJECTS	0.00	130.00	130.00	0.00	0.00	130.00-	130.00-
10	E	---	---	215000	---	PSYCHOLOGICAL SERVICES	0.00	130.00	7,865.82	0.00	0.00	7,865.82-	7,865.82-
10	E	---	1--	219000	---	SALARIES	49,662.00	4,760.83	30,297.21	61.01	0.00	19,364.79	19,364.79
10	E	---	2--	219000	---	EMPLOYEE BENEFITS	47,419.67	3,965.00	22,617.92	47.70	0.00	24,801.75	24,801.75
10	E	---	3--	219000	---	PURCHASED SERVICES	3,750.00	486.00	4,225.00	112.67	0.00	475.00-	475.00-
10	E	---	4--	219000	---	NON-CAPITAL OBJECTS	10,000.00	360.00	427.24	4.27	0.00	9,572.76	9,572.76
10	E	---	9--	219000	---	OTHER EXPENDITURES	0.00	0.00	300.00	0.00	0.00	300.00-	300.00-
10	E	---	---	219000	---	OTHER PUPIL SERVICES	110,831.67	9,571.83	57,867.37	52.21	0.00	52,964.30	52,964.30
10	E	---	1--	221000	---	SALARIES	0.00	0.00	1,163.75	0.00	0.00	1,163.75-	1,163.75-

Fd	T	Loc	Obj	Func	Prj	Obj	2020-21	February 2020-21	2020-21	2020-21	Encumbered	Unencumbered	Unexpended
							Revised Budget	Monthly Activity	FYTD Activity	FYTD %	Amount	Balance	Balance
10	E	---	---	221000	---	IMPROVEMENT OF INSTRUCTI	0.00	0.00	1,163.75	0.00	0.00	1,163.75-	1,163.75-
10	E	---	1--	221200	---	SALARIES	13,300.00	550.25	4,996.84	37.57	0.00	8,303.16	8,303.16
10	E	---	2--	221200	---	EMPLOYEE BENEFITS	0.00	60.96	696.56	0.00	0.00	696.56-	696.56-
10	E	---	3--	221200	---	PURCHASED SERVICES	16,570.00	1,174.39	8,389.17	50.63	0.00	8,180.83	8,180.83
10	E	---	4--	221200	---	NON-CAPITAL OBJECTS	6,000.00	169.97	2,999.30	49.99	50.00	2,950.70	3,000.70
10	E	---	9--	221200	---	OTHER EXPENDITURES	3,200.00	0.00	4,315.00	134.84	0.00	1,115.00-	1,115.00-
10	E	---	---	221200	---	CURRICULUM DEVELOPMENT	39,070.00	1,955.57	21,396.87	54.77	50.00	17,623.13	17,673.13
10	E	---	1--	221201	---	SALARIES	109,466.00	9,122.18	72,977.28	66.67	0.00	36,488.72	36,488.72
10	E	---	2--	221201	---	EMPLOYEE BENEFITS	37,949.62	3,030.84	24,579.70	64.77	0.00	13,369.92	13,369.92
10	E	---	---	221201	---	CURRICULUM DEVELOPMENT	147,415.62	12,153.02	97,556.98	66.18	0.00	49,858.64	49,858.64
10	E	---	1--	221300	---	SALARIES	64,253.00	6,991.16	55,722.12	86.72	0.00	8,530.88	8,530.88
10	E	---	2--	221300	---	EMPLOYEE BENEFITS	30,000.00	3,951.81	20,170.04	67.23	0.00	9,829.96	9,829.96
10	E	---	3--	221300	---	PURCHASED SERVICES	49,300.00	4,092.00	21,894.89	44.41	0.00	27,405.11	27,405.11
10	E	---	4--	221300	---	NON-CAPITAL OBJECTS	15,865.00	0.00	4,639.88	29.25	479.77	10,745.35	11,225.12
10	E	---	9--	221300	---	OTHER EXPENDITURES	1,000.00	39.00	203.00	20.30	0.00	797.00	797.00
10	E	---	---	221300	---	INSTRUCTIONAL STAFF TRAI	160,418.00	15,073.97	102,629.93	63.98	479.77	57,308.30	57,788.07
10	E	---	3--	221500	---	PURCHASED SERVICES	1,999.00	0.00	5,210.77	260.67	0.00	3,211.77-	3,211.77-
10	E	---	4--	221500	---	NON-CAPITAL OBJECTS	36,800.00	53,101.40	71,886.07	195.34	0.00	35,086.07-	35,086.07-
10	E	---	---	221500	---	INSTRUCTION RELATED TECH	38,799.00	53,101.40	77,096.84	198.71	0.00	38,297.84-	38,297.84-
10	E	---	1--	222200	---	SALARIES	258,554.88	22,816.36	135,916.72	52.57	0.00	122,638.16	122,638.16
10	E	---	2--	222200	---	EMPLOYEE BENEFITS	198,175.85	14,117.93	81,109.06	40.93	0.00	117,066.79	117,066.79
10	E	---	3--	222200	---	PURCHASED SERVICES	13,910.00	2,362.21	15,038.37	108.11	2,362.21	3,490.58-	1,128.37-
10	E	---	4--	222200	---	NON-CAPITAL OBJECTS	78,707.00	34.97	71,505.59	90.85	3,120.31	4,081.10	7,201.41
10	E	---	9--	222200	---	OTHER EXPENDITURES	400.00	0.00	920.00	230.00	0.00	520.00-	520.00-
10	E	---	---	222200	---	SCHOOL LIBRARY	549,747.73	39,331.47	304,489.74	55.39	5,482.52	239,775.47	245,257.99
10	E	---	1--	222300	---	SALARIES	43,722.72	3,694.24	28,549.02	65.30	0.00	15,173.70	15,173.70
10	E	---	2--	222300	---	EMPLOYEE BENEFITS	8,875.71	748.09	5,731.90	64.58	0.00	3,143.81	3,143.81
10	E	---	3--	222300	---	PURCHASED SERVICES	1,023.00	0.00	0.00	0.00	0.00	1,023.00	1,023.00
10	E	---	4--	222300	---	NON-CAPITAL OBJECTS	2,300.00	0.00	10,720.26	466.10	1,395.72	9,815.98-	8,420.26-
10	E	---	5--	222300	---	CAPITAL OBJECTS	7,700.00	0.00	0.00	0.00	0.00	7,700.00	7,700.00
10	E	---	---	222300	---	AUDIOVISUAL	63,621.43	4,442.33	45,001.18	70.73	1,395.72	17,224.53	18,620.25
10	E	---	1--	223700	---	SALARIES	25,026.00	2,085.50	12,513.00	50.00	0.00	12,513.00	12,513.00
10	E	---	2--	223700	---	EMPLOYEE BENEFITS	13,897.10	1,118.38	6,637.56	47.76	0.00	7,259.54	7,259.54



Fd	T	Loc	Obj	Func	Prj	Obj	2020-21	February 2020-21	2020-21	2020-21	Encumbered	Unencumbered	Unexpended
							Revised Budget	Monthly Activity	FYTD Activity	FYTD %	Amount	Balance	Balance
10	E	---	---	223700	---	SUP/COOR VOC ED - LVEC	38,923.10	3,203.88	19,150.56	49.20	0.00	19,772.54	19,772.54
10	E	---	1--	223900	---	SALARIES	51,197.73	3,181.77	25,065.45	48.96	0.00	26,132.28	26,132.28
10	E	---	2--	223900	---	EMPLOYEE BENEFITS	32,786.87	1,993.45	15,423.19	47.04	0.00	17,363.68	17,363.68
10	E	---	3--	223900	---	PURCHASED SERVICES	2,000.00	0.00	0.00	0.00	0.00	2,000.00	2,000.00
10	E	---	4--	223900	---	NON-CAPITAL OBJECTS	2,850.00	0.00	0.00	0.00	0.00	2,850.00	2,850.00
10	E	---	9--	223900	---	OTHER EXPENDITURES	0.00	0.00	920.00	0.00	0.00	920.00-	920.00-
10	E	---	---	223900	---	SUPERVISION AND COORD-OT	88,834.60	5,175.22	41,408.64	46.61	0.00	47,425.96	47,425.96
10	E	---	1--	229000	---	SALARIES	109,538.71	8,087.38	64,842.42	59.20	0.00	44,696.29	44,696.29
10	E	---	2--	229000	---	EMPLOYEE BENEFITS	44,978.36	2,949.60	23,380.57	51.98	0.00	21,597.79	21,597.79
10	E	---	---	229000	---	OTHER INSTRUCTIONAL STAF	154,517.07	11,036.98	88,222.99	57.10	0.00	66,294.08	66,294.08
10	E	---	1--	231000	---	SALARIES	18,500.00	1,080.00	10,755.00	58.14	0.00	7,745.00	7,745.00
10	E	---	2--	231000	---	EMPLOYEE BENEFITS	1,350.00	82.62	822.82	60.95	0.00	527.18	527.18
10	E	---	3--	231000	---	PURCHASED SERVICES	40,000.00	0.00	28,347.54	70.87	0.00	11,652.46	11,652.46
10	E	---	4--	231000	---	NON-CAPITAL OBJECTS	4,000.00	410.73	2,165.81	54.15	0.00	1,834.19	1,834.19
10	E	---	9--	231000	---	OTHER EXPENDITURES	8,500.00	0.00	315.00	3.71	0.00	8,185.00	8,185.00
10	E	---	---	231000	---	BOARD OF EDUCATION	72,350.00	1,573.35	42,406.17	58.61	0.00	29,943.83	29,943.83
10	E	---	3--	231500	---	PURCHASED SERVICES	11,500.00	3,376.00	8,677.00	75.45	0.00	2,823.00	2,823.00
10	E	---	---	231500	---	BOARD OF EDUCATION - LEG	11,500.00	3,376.00	8,677.00	75.45	0.00	2,823.00	2,823.00
10	E	---	1--	232000	---	SALARIES	179,304.45	14,394.04	109,991.18	61.34	0.00	69,313.27	69,313.27
10	E	---	2--	232000	---	EMPLOYEE BENEFITS	72,349.09	5,876.98	44,757.88	61.86	0.00	27,591.21	27,591.21
10	E	---	3--	232000	---	PURCHASED SERVICES	2,120.00	0.00	1,113.75	52.54	0.00	1,006.25	1,006.25
10	E	---	4--	232000	---	NON-CAPITAL OBJECTS	2,500.00	124.59-	1,300.07	52.00	0.00	1,199.93	1,199.93
10	E	---	9--	232000	---	OTHER EXPENDITURES	2,030.00	0.00	2,290.00	112.81	0.00	260.00-	260.00-
10	E	---	---	232000	---	CENTRAL ADMINISTRATION	258,303.54	20,146.43	159,452.88	61.73	0.00	98,850.66	98,850.66
10	E	---	9--	239000	---	OTHER EXPENDITURES	0.00	0.00	1,660.02	0.00	0.00	1,660.02-	1,660.02-
10	E	---	---	239000	---	OTHER GENERAL ADMINISTRA	0.00	0.00	1,660.02	0.00	0.00	1,660.02-	1,660.02-
10	E	---	1--	240000	---	SALARIES	846,284.71	67,005.92	521,682.73	61.64	0.00	324,601.98	324,601.98
10	E	---	2--	240000	---	EMPLOYEE BENEFITS	461,950.60	29,615.30	225,107.47	48.73	0.00	236,843.13	236,843.13
10	E	---	3--	240000	---	PURCHASED SERVICES	24,715.00	0.00	12,679.61	51.30	0.00	12,035.39	12,035.39
10	E	---	4--	240000	---	NON-CAPITAL OBJECTS	71,082.00	1,008.80	44,125.77	62.08	2,374.99	24,581.24	26,956.23
10	E	---	9--	240000	---	OTHER EXPENDITURES	6,000.00	0.00	3,389.00	56.48	0.00	2,611.00	2,611.00
10	E	---	---	240000	---	BUILDING ADMINISTRATION	1,410,032.31	97,630.02	806,984.58	57.23	2,374.99	600,672.74	603,047.73

Fd	T	Loc	Obj	Func	Prj	Obj	2020-21	February 2020-21	2020-21	2020-21	Encumbered	Unencumbered	Unexpended
							Revised Budget	Monthly Activity	FYTD Activity	FYTD %	Amount	Balance	Balance
10	E	---	1--	252000	---	SALARIES	182,429.07	13,510.14	105,708.08	57.94	0.00	76,720.99	76,720.99
10	E	---	2--	252000	---	EMPLOYEE BENEFITS	80,665.65	6,518.52	49,710.04	61.62	0.00	30,955.61	30,955.61
10	E	---	3--	252000	---	PURCHASED SERVICES	10,950.00	1,500.00	5,995.00	54.75	2,400.00	2,555.00	4,955.00
10	E	---	4--	252000	---	NON-CAPITAL OBJECTS	1,000.00	316.44	585.08	58.51	1,443.95	1,029.03-	414.92
10	E	---	9--	252000	---	OTHER EXPENDITURES	8,050.00	138.73-	2,948.02	36.62	0.00	5,101.98	5,101.98
10	E	---	---	252000	---	FISCAL	283,094.72	21,706.37	164,946.22	58.27	3,843.95	114,304.55	118,148.50
10	E	---	1--	253000	---	SALARIES	533,584.03	50,376.81	420,852.16	78.87	0.00	112,731.87	112,731.87
10	E	---	2--	253000	---	EMPLOYEE BENEFITS	333,149.91	29,470.26	212,103.46	63.67	0.00	121,046.45	121,046.45
10	E	---	3--	253000	---	PURCHASED SERVICES	498,865.00	55,310.58	259,186.25	51.96	3,069.73	236,609.02	239,678.75
10	E	---	4--	253000	---	NON-CAPITAL OBJECTS	391,736.00	8,580.41	209,504.79	53.48	56,363.37	125,867.84	182,231.21
10	E	---	5--	253000	---	CAPITAL OBJECTS	0.00	5,339.31-	3,569.50	0.00	0.00	3,569.50-	3,569.50-
10	E	---	9--	253000	---	OTHER EXPENDITURES	2,560.00	0.00	1,544.50	60.33	0.00	1,015.50	1,015.50
10	E	---	---	253000	---	OPERATION	1,759,894.94	138,398.75	1,106,760.66	62.89	59,433.10	593,701.18	653,134.28
10	E	---	1--	254000	---	SALARIES	34,469.92	0.00	18,885.60	54.79	0.00	15,584.32	15,584.32
10	E	---	2--	254000	---	EMPLOYEE BENEFITS	29,886.26	0.00	11,132.20	37.25	0.00	18,754.06	18,754.06
10	E	---	4--	254000	---	NON-CAPITAL OBJECTS	2,000.00	36.29	676.58	33.83	0.00	1,323.42	1,323.42
10	E	---	---	254000	---	MAINTENANCE	66,356.18	36.29	30,694.38	46.26	0.00	35,661.80	35,661.80
10	E	---	1--	254100	---	SALARIES	0.00	4,396.32	12,621.36	0.00	0.00	12,621.36-	12,621.36-
10	E	---	2--	254100	---	EMPLOYEE BENEFITS	0.00	2,370.75	7,334.60	0.00	0.00	7,334.60-	7,334.60-
10	E	---	4--	254100	---	NON-CAPITAL OBJECTS	0.00	0.00	1,046.94	0.00	0.00	1,046.94-	1,046.94-
10	E	---	---	254100	---	DIRECTION OF MAINTENANCE	0.00	6,767.07	21,002.90	0.00	0.00	21,002.90-	21,002.90-
10	E	---	3--	254200	---	PURCHASED SERVICES	263,900.00	0.00	177,663.92	67.32	30,045.70	56,190.38	86,236.08
10	E	---	4--	254200	---	NON-CAPITAL OBJECTS	0.00	15.18	1,429.21	0.00	0.00	1,429.21-	1,429.21-
10	E	---	---	254200	---	SITE REPAIRS	263,900.00	15.18	179,093.13	67.86	30,045.70	54,761.17	84,806.87
10	E	---	3--	254300	---	PURCHASED SERVICES	228,275.00	183.10	201,496.50	88.27	8,365.93	18,412.57	26,778.50
10	E	---	4--	254300	---	NON-CAPITAL OBJECTS	6,325.00	1,144.00	9,335.34	147.59	0.00	3,010.34-	3,010.34-
10	E	---	5--	254300	---	CAPITAL OBJECTS	1,200.00	0.00	0.00	0.00	0.00	1,200.00	1,200.00
10	E	---	9--	254300	---	OTHER EXPENDITURES	450.00	0.00	0.00	0.00	0.00	450.00	450.00
10	E	---	---	254300	---	BUILDING REPAIRS	236,250.00	1,327.10	210,831.84	89.24	8,365.93	17,052.23	25,418.16
10	E	---	3--	254490	---	PURCHASED SERVICES	0.00	0.00	2,617.10	0.00	0.00	2,617.10-	2,617.10-
10	E	---	---	254490	---	OTHER EQUIPMENT REPAIRS	0.00	0.00	2,617.10	0.00	0.00	2,617.10-	2,617.10-
10	E	---	5--	254600	---	CAPITAL OBJECTS	10,650.00	0.00	3,570.46	33.53	18,971.00	11,891.46-	7,079.54
10	E	---	---	254600	---	MAINTENANCE VEHICLE ACQU	10,650.00	0.00	3,570.46	33.53	18,971.00	11,891.46-	7,079.54

Fd	T	Loc	Obj	Func	Prj	Obj	2020-21	February 2020-21	2020-21	2020-21	Encumbered	Unencumbered	Unexpended
							Revised Budget	Monthly Activity	FYTD Activity	FYTD %	Amount	Balance	Balance
10	E	---	3--	254900	---	PURCHASED SERVICES	43,775.00	0.00	9,226.69	21.08	0.00	34,548.31	34,548.31
10	E	---	4--	254900	---	NON-CAPITAL OBJECTS	12,325.00	0.00	2,570.12	20.85	0.00	9,754.88	9,754.88
10	E	---	5--	254900	---	CAPITAL OBJECTS	6,800.00	0.00	4,675.00	68.75	0.00	2,125.00	2,125.00
10	E	---	---	254900	---	OTHER MAINTENANCE	62,900.00	0.00	16,471.81	26.19	0.00	46,428.19	46,428.19
10	E	---	3--	255000	---	PURCHASED SERVICES	126,300.00	0.00	114,664.00	90.79	26,300.00-	37,936.00	11,636.00
10	E	---	---	255000	---	FACILITY ACQUISITION/REM	126,300.00	0.00	114,664.00	90.79	26,300.00-	37,936.00	11,636.00
10	E	---	5--	255200	---	CAPITAL OBJECTS	0.00	0.00	15,968.34	0.00	0.00	15,968.34-	15,968.34-
10	E	---	---	255200	---	SITE REPAIRS	0.00	0.00	15,968.34	0.00	0.00	15,968.34-	15,968.34-
10	E	---	3--	255400	---	PURCHASED SERVICES	36,000.00	18,000.00	30,000.00	83.33	0.00	6,000.00	6,000.00
10	E	---	---	255400	---	RENTAL IN LIEU OF PURCHA	36,000.00	18,000.00	30,000.00	83.33	0.00	6,000.00	6,000.00
10	E	---	5--	256300	---	CAPITAL OBJECTS	0.00	0.00	21,000.00	0.00	0.00	21,000.00-	21,000.00-
10	E	---	---	256300	---	VEHICLE ACQUISITION	0.00	0.00	21,000.00	0.00	0.00	21,000.00-	21,000.00-
10	E	---	3--	256710	---	PURCHASED SERVICES	1,064,760.00	97,383.49	472,812.07	44.41	0.00	591,947.93	591,947.93
10	E	---	---	256710	---	CONTR TRANSPORTATION-FLE	1,064,760.00	97,383.49	472,812.07	44.41	0.00	591,947.93	591,947.93
10	E	---	3--	256720	---	PURCHASED SERVICES	15,000.00	536.71	1,675.94	11.17	0.00	13,324.06	13,324.06
10	E	---	---	256720	---	SHUTTLE SERVICE	15,000.00	536.71	1,675.94	11.17	0.00	13,324.06	13,324.06
10	E	---	3--	256741	---	PURCHASED SERVICES	17,000.00	0.00	0.00	0.00	0.00	17,000.00	17,000.00
10	E	---	---	256741	---	OTHER CO-CURRICULAR TRAV	17,000.00	0.00	0.00	0.00	0.00	17,000.00	17,000.00
10	E	---	3--	256742	---	PURCHASED SERVICES	102,336.00	18,092.72	47,883.23	46.79	0.00	54,452.77	54,452.77
10	E	---	---	256742	---	ATHLETIC TRANSPORTATION	102,336.00	18,092.72	47,883.23	46.79	0.00	54,452.77	54,452.77
10	E	---	3--	256770	---	PURCHASED SERVICES	28,000.00	296.75	4,986.59	17.81	0.00	23,013.41	23,013.41
10	E	---	---	256770	---	FIELD TRIPS	28,000.00	296.75	4,986.59	17.81	0.00	23,013.41	23,013.41
10	E	---	2--	259000	---	EMPLOYEE BENEFITS	0.00	753.31	32,425.48	0.00	0.00	32,425.48-	32,425.48-
10	E	---	---	259000	---	OTHER BUSINESS ADMINISTR	0.00	753.31	32,425.48	0.00	0.00	32,425.48-	32,425.48-
10	E	---	3--	260000	---	PURCHASED SERVICES	111,800.00	8,774.23	74,562.51	66.69	0.00	37,237.49	37,237.49
10	E	---	4--	260000	---	NON-CAPITAL OBJECTS	29,000.00	174.27	5,696.90	19.64	13.85-	23,316.95	23,303.10
10	E	---	9--	260000	---	OTHER EXPENDITURES	0.00	0.00	212.50	0.00	0.00	212.50-	212.50-
10	E	---	---	260000	---	CENTRAL SERVICES	140,800.00	8,948.50	80,471.91	57.15	13.85-	60,341.94	60,328.09

Fd	T	Loc	Obj	Func	Prj	Obj	2020-21	February	2020-21	2020-21	Encumbered	Unencumbered	Unexpended
							Revised Budget	Monthly Activity	FYTD Activity	FYTD %	Amount	Balance	Balance
10	E	---	7--	270000	---	INSURANCE AND JUDGEMENTS	220,300.00	17,625.74	183,155.41	83.14	0.00	37,144.59	37,144.59
10	E	---	---	270000	---	INSURANCE AND JUDGMENTS	220,300.00	17,625.74	183,155.41	83.14	0.00	37,144.59	37,144.59
10	E	---	6--	280000	---	DEBT REITREMENT	40,000.00	0.00	0.00	0.00	0.00	40,000.00	40,000.00
10	E	---	---	280000	---	DEBT SERVICES	40,000.00	0.00	0.00	0.00	0.00	40,000.00	40,000.00
10	E	---	2--	291000	---	EMPLOYEE BENEFITS	171,591.32	0.00	0.00	0.00	0.00	171,591.32	171,591.32
10	E	---	---	291000	---	EARLY RETIREMENT BENEFIT	171,591.32	0.00	0.00	0.00	0.00	171,591.32	171,591.32
10	E	---	3--	292000	---	PURCHASED SERVICES	3,920.00	980.00	2,940.00	75.00	0.00	980.00	980.00
10	E	---	---	292000	---	OTHER RETIREE PAYMENTS	3,920.00	980.00	2,940.00	75.00	0.00	980.00	980.00
10	E	---	1--	295000	---	SALARIES	39,751.00	4,508.94	42,402.10	106.67	0.00	2,651.10-	2,651.10-
10	E	---	2--	295000	---	EMPLOYEE BENEFITS	29,856.85	3,096.87	24,130.04	80.82	0.00	5,726.81	5,726.81
10	E	---	3--	295000	---	PURCHASED SERVICES	226,101.00	1,376.98	200,310.49	88.59	11,589.00	14,201.51	25,790.51
10	E	---	4--	295000	---	NON-CAPITAL OBJECTS	117,830.00	301.29	79,092.66	67.12	39,540.00	802.66-	38,737.34
10	E	---	5--	295000	---	CAPITAL OBJECTS	18,550.00	0.00	18,498.00	99.72	0.00	52.00	52.00
10	E	---	---	295000	---	ADMINISTRATIVE TECHNOLOG	432,088.85	9,284.08	364,433.29	84.34	51,129.00	16,526.56	67,655.56
10	E	---	---	2-----	---	SUPPORT SERVICES	8,772,323.56	671,569.58	5,284,951.34	60.25	156,784.26	3,330,587.96	3,487,372.22
10	E	---	8--	411000	---	OPERATING TRANSFER - OUT	9,923,534.00	15,000.00	15,000.00	0.15	0.00	9,908,534.00	9,908,534.00
10	E	---	---	411000	---	TRANSFER FROM FUND 10	9,923,534.00	15,000.00	15,000.00	0.15	0.00	9,908,534.00	9,908,534.00
10	E	---	3--	431000	---	PURCHASED SERVICES	5,000.00	1,856.25	12,364.59	247.29	0.00	7,364.59-	7,364.59-
10	E	---	---	431000	---	GENERAL TUITION PAYMENTS	5,000.00	1,856.25	12,364.59	247.29	0.00	7,364.59-	7,364.59-
10	E	---	3--	435000	---	PURCHASED SERVICES	370,000.00	0.00	555.00	0.15	0.00	369,445.00	369,445.00
10	E	---	---	435000	---	OPEN ENROLLMENT PAYMENTS	370,000.00	0.00	555.00	0.15	0.00	369,445.00	369,445.00
10	E	---	3--	438000	---	PURCHASED SERVICES	280,292.00	0.00	0.00	0.00	0.00	280,292.00	280,292.00
10	E	---	---	438000	---	GENERAL AID REDUCTION	280,292.00	0.00	0.00	0.00	0.00	280,292.00	280,292.00
10	E	---	9--	491000	---	OTHER EXPENDITURES	0.00	224.92	384.68	0.00	0.00	384.68-	384.68-
10	E	---	---	491000	---	SPEC REV TRANSFERS TO OT	0.00	224.92	384.68	0.00	0.00	384.68-	384.68-
10	E	---	9--	492000	---	OTHER EXPENDITURES	0.00	0.00	718.18	0.00	0.00	718.18-	718.18-
10	E	---	---	492000	---	OTHER ADJUSTMENTS	0.00	0.00	718.18	0.00	0.00	718.18-	718.18-
10	E	---	---	4-----	---	NON-PROGRAM TRANSACTIONS	10,578,826.00	17,081.17	29,022.45	0.27	0.00	10,549,803.55	10,549,803.55

Fd	T	Loc	Obj	Func	Prj	Obj	2020-21 Revised Budget	February 2020-21 Monthly Activity	2020-21 FYTD Activity	2020-21 FYTD %	Encumbered Amount	Unencumbered Balance	Unexpended Balance
10	-	---	---	-----	---	GENERAL FUND	32,001,469.00	1,723,967.49	11,685,258.52	36.51	263,644.04	20,052,566.44	20,316,210.48

Fd	T	Loc	Obj	Func	Prj	Obj	2020-21	February 2020-21	2020-21	2020-21	Encumbered	Unencumbered	Unexpended
							Revised Budget	Monthly Activity	FYTD Activity	FYTD %	Amount	Balance	Balance
21	E	---	4--	110000	---	NON-CAPITAL OBJECTS	0.00	1,240.00	3,468.51	0.00	0.00	3,468.51-	3,468.51-
21	E	---	---	110000	---	UNDIFFERENTIATED CURRICU	0.00	1,240.00	3,468.51	0.00	0.00	3,468.51-	3,468.51-
21	E	---	3--	123219	---	PURCHASED SERVICES	0.00	0.00	179.64	0.00	347.64	527.28-	179.64-
21	E	---	4--	123219	---	NON-CAPITAL OBJECTS	0.00	0.00	165.00	0.00	0.00	165.00-	165.00-
21	E	---	---	123219	---	SPANISH	0.00	0.00	344.64	0.00	347.64	692.28-	344.64-
21	E	---	3--	125400	---	PURCHASED SERVICES	0.00	0.00	375.00	0.00	0.00	375.00-	375.00-
21	E	---	4--	125400	---	NON-CAPITAL OBJECTS	0.00	0.00	1,160.84	0.00	0.00	1,160.84-	1,160.84-
21	E	---	---	125400	---	VOCAL MUSIC	0.00	0.00	1,535.84	0.00	0.00	1,535.84-	1,535.84-
21	E	---	4--	126000	---	NON-CAPITAL OBJECTS	0.00	0.00	2,498.00	0.00	0.00	2,498.00-	2,498.00-
21	E	---	---	126000	---	SCIENCE	0.00	0.00	2,498.00	0.00	0.00	2,498.00-	2,498.00-
21	E	---	4--	136000	---	NON-CAPITAL OBJECTS	0.00	184.48	184.48	0.00	0.00	184.48-	184.48-
21	E	---	---	136000	---	TECHNOLOGY EDUCATION	0.00	184.48	184.48	0.00	0.00	184.48-	184.48-
21	E	---	---	1-----	---	INSTRUCTION	0.00	1,424.48	8,031.47	0.00	347.64	8,379.11-	8,031.47-
21	E	---	4--	219000	---	NON-CAPITAL OBJECTS	0.00	674.36	674.36	0.00	0.00	674.36-	674.36-
21	E	---	---	219000	---	OTHER PUPIL SERVICES	0.00	674.36	674.36	0.00	0.00	674.36-	674.36-
21	E	---	3--	240000	---	PURCHASED SERVICES	0.00	545.00	10,855.54	0.00	0.00	10,855.54-	10,855.54-
21	E	---	4--	240000	---	NON-CAPITAL OBJECTS	0.00	4,819.95	62,988.00	0.00	0.00	62,988.00-	62,988.00-
21	E	---	9--	240000	---	OTHER EXPENDITURES	0.00	264.00	2,418.00	0.00	0.00	2,418.00-	2,418.00-
21	E	---	---	240000	---	BUILDING ADMINISTRATION	0.00	5,628.95	76,261.54	0.00	0.00	76,261.54-	76,261.54-
21	E	---	5--	255200	---	CAPITAL OBJECTS	0.00	0.00	4,015.83	0.00	0.00	4,015.83-	4,015.83-
21	E	---	---	255200	---	SITE REPAIRS	0.00	0.00	4,015.83	0.00	0.00	4,015.83-	4,015.83-
21	E	---	---	2-----	---	SUPPORT SERVICES	0.00	6,303.31	80,951.73	0.00	0.00	80,951.73-	80,951.73-
21	-	---	---	-----	---	GIFT FUND	0.00	7,727.79	88,983.20	0.00	347.64	89,330.84-	88,983.20-

Fd	T	Loc	Obj	Func	Prj	Obj	2020-21	February 2020-21	2020-21	2020-21	Encumbered	Unencumbered	Unexpended
							Revised Budget	Monthly Activity	FYTD Activity	FYTD %	Amount	Balance	Balance
27	E	---	1--	152000	---	SALARIES	44,900.00	3,741.68	22,449.92	50.00	0.00	22,450.08	22,450.08
27	E	---	2--	152000	---	EMPLOYEE BENEFITS	6,640.72	551.52	3,278.09	49.36	0.00	3,362.63	3,362.63
27	E	---	3--	152000	---	PURCHASED SERVICES	2,500.00	0.00	1,497.30	59.89	0.00	1,002.70	1,002.70
27	E	---	4--	152000	---	NON-CAPITAL OBJECTS	9,000.00	202.31	7,180.55	79.78	376.24	1,443.21	1,819.45
27	E	---	5--	152000	---	CAPITAL OBJECTS	5,000.00	0.00	0.00	0.00	0.00	5,000.00	5,000.00
27	E	---	---	152000	---	EARLY CHILDHOOD	68,040.72	4,495.51	34,405.86	50.57	376.24	33,258.62	33,634.86
27	E	---	1--	156100	---	SALARIES	6,305.00	525.42	3,152.50	50.00	0.00	3,152.50	3,152.50
27	E	---	2--	156100	---	EMPLOYEE BENEFITS	2,408.74	194.67	1,156.65	48.02	0.00	1,252.09	1,252.09
27	E	---	---	156100	---	HEARING IMPAIRMENT DEAF/	8,713.74	720.09	4,309.15	49.45	0.00	4,404.59	4,404.59
27	E	---	1--	156110	---	SALARIES	30,867.22	3,383.19	19,224.22	62.28	0.00	11,643.00	11,643.00
27	E	---	2--	156110	---	EMPLOYEE BENEFITS	14,618.98	1,616.83	8,909.46	60.94	0.00	5,709.52	5,709.52
27	E	---	---	156110	---	HEARING IMPAIRMENT	45,486.20	5,000.02	28,133.68	61.85	0.00	17,352.52	17,352.52
27	E	---	1--	156600	---	SALARIES	296,125.00	28,927.10	185,250.24	62.56	0.00	110,874.76	110,874.76
27	E	---	2--	156600	---	EMPLOYEE BENEFITS	113,512.08	10,639.40	64,958.40	57.23	0.00	48,553.68	48,553.68
27	E	---	3--	156600	---	PURCHASED SERVICES	22,500.00	200.00	4,620.75	20.54	420.00	17,459.25	17,879.25
27	E	---	4--	156600	---	NON-CAPITAL OBJECTS	4,500.00	1,987.54	3,412.05	75.82	419.70	668.25	1,087.95
27	E	---	9--	156600	---	OTHER EXPENDITURES	1,000.00	0.00	835.00	83.50	0.00	165.00	165.00
27	E	---	---	156600	---	SPEECH/LANGUAGE	437,637.08	41,754.04	259,076.44	59.20	839.70	177,720.94	178,560.64
27	E	---	3--	156700	---	PURCHASED SERVICES	0.00	40.00	240.00	0.00	0.00	240.00-	240.00-
27	E	---	---	156700	---	VISUALLY IMPAIRED	0.00	40.00	240.00	0.00	0.00	240.00-	240.00-
27	E	---	4--	158000	---	NON-CAPITAL OBJECTS	0.00	0.00	115.43	0.00	0.00	115.43-	115.43-
27	E	---	---	158000	---	SPECIAL ED/SUMMER SCHOOL	0.00	0.00	115.43	0.00	0.00	115.43-	115.43-
27	E	---	4--	158200	---	NON-CAPITAL OBJECTS	0.00	0.00	2,000.00	0.00	0.00	2,000.00-	2,000.00-
27	E	---	---	158200	---	LEARNING DISABILITIES	0.00	0.00	2,000.00	0.00	0.00	2,000.00-	2,000.00-
27	E	---	1--	158700	---	SALARIES	1,870,343.48	138,093.69	926,092.60	49.51	0.00	944,250.88	944,250.88
27	E	---	2--	158700	---	EMPLOYEE BENEFITS	880,863.05	64,680.94	437,744.79	49.69	0.00	443,118.26	443,118.26
27	E	---	3--	158700	---	PURCHASED SERVICES	9,000.00	0.00	18,841.75	209.35	75.00	9,916.75-	9,841.75-
27	E	---	4--	158700	---	NON-CAPITAL OBJECTS	73,100.00	1,001.84	25,452.11	34.82	8,861.00	38,786.89	47,647.89
27	E	---	5--	158700	---	CAPITAL OBJECTS	50,000.00	0.00	0.00	0.00	0.00	50,000.00	50,000.00
27	E	---	9--	158700	---	OTHER EXPENDITURES	1,000.00	0.00	136.00	13.60	0.00	864.00	864.00
27	E	---	---	158700	---	CROSS CATEGORICAL	2,884,306.53	203,776.47	1,408,267.25	48.83	8,936.00	1,467,103.28	1,476,039.28
27	E	---	1--	158777	---	SALARIES	44,900.00	4,133.34	59,637.06	132.82	0.00	14,737.06-	14,737.06-

Fd	T	Loc	Obj	Func	Prj	Obj	2020-21	February 2020-21	2020-21	2020-21	Encumbered	Unencumbered	Unexpended
							Revised Budget	Monthly Activity	FYTD Activity	FYTD %	Amount	Balance	Balance
27	E	---	2--	158777	---	EMPLOYEE BENEFITS	30,351.75	1,363.06	23,544.24	77.57	0.00	6,807.51	6,807.51
27	E	---	---	158777	---	RVA CROSS CATEGORICAL	75,251.75	5,496.40	83,181.30	110.54	0.00	7,929.55-	7,929.55-
27	E	---	9--	159100	---	OTHER EXPENDITURES	0.00	0.00	800.00	0.00	0.00	800.00-	800.00-
27	E	---	---	159100	---	SPECIAL ED ASSISTANTS	0.00	0.00	800.00	0.00	0.00	800.00-	800.00-
27	E	---	1--	159180	---	SALARIES	637,824.32	50,375.95	395,018.95	61.93	0.00	242,805.37	242,805.37
27	E	---	2--	159180	---	EMPLOYEE BENEFITS	610,156.52	33,504.83	263,425.46	43.17	0.00	346,731.06	346,731.06
27	E	---	---	159180	---	CROSS CATEGORICAL - ASST	1,247,980.84	83,880.78	658,444.41	52.76	0.00	589,536.43	589,536.43
27	E	---	1--	159200	---	SALARIES	0.00	244.00	9,753.91	0.00	0.00	9,753.91-	9,753.91-
27	E	---	2--	159200	---	EMPLOYEE BENEFITS	0.00	20.13	752.63	0.00	0.00	752.63-	752.63-
27	E	---	---	159200	---	SPECIAL ED SUBSTITUTES	0.00	264.13	10,506.54	0.00	0.00	10,506.54-	10,506.54-
27	E	---	1--	159300	---	SALARIES	14,680.81	2,347.26	14,338.83	97.67	0.00	341.98	341.98
27	E	---	2--	159300	---	EMPLOYEE BENEFITS	6,490.53	1,145.55	6,870.28	105.85	0.00	379.75-	379.75-
27	E	---	---	159300	---	ADAPTIVE PHY ED	21,171.34	3,492.81	21,209.11	100.18	0.00	37.77-	37.77-
27	E	---	---	1-----	---	INSTRUCTION	4,788,588.20	348,920.25	2,510,689.17	52.43	10,151.94	2,267,747.09	2,277,899.03
27	E	---	1--	212000	---	SALARIES	122,015.00	10,167.94	61,007.46	50.00	0.00	61,007.54	61,007.54
27	E	---	2--	212000	---	EMPLOYEE BENEFITS	82,764.35	6,109.19	39,786.68	48.07	0.00	42,977.67	42,977.67
27	E	---	3--	212000	---	PURCHASED SERVICES	0.00	0.00	201.17	0.00	0.00	201.17-	201.17-
27	E	---	---	212000	---	SOCIAL WORK	204,779.35	16,277.13	100,995.31	49.32	0.00	103,784.04	103,784.04
27	E	---	1--	215000	---	SALARIES	258,743.00	26,035.48	168,378.33	65.08	0.00	90,364.67	90,364.67
27	E	---	2--	215000	---	EMPLOYEE BENEFITS	97,577.15	12,335.89	71,606.12	73.38	0.00	25,971.03	25,971.03
27	E	---	3--	215000	---	PURCHASED SERVICES	0.00	0.00	2,634.50	0.00	0.00	2,634.50-	2,634.50-
27	E	---	4--	215000	---	NON-CAPITAL OBJECTS	5,000.00	0.00	557.05	11.14	1,129.00	3,313.95	4,442.95
27	E	---	---	215000	---	PSYCHOLOGICAL SERVICES	361,320.15	38,371.37	243,176.00	67.30	1,129.00	117,015.15	118,144.15
27	E	---	4--	215200	---	NON-CAPITAL OBJECTS	0.00	0.00	3,306.60	0.00	0.00	3,306.60-	3,306.60-
27	E	---	---	215200	---	DIRECT PSYCHOLOGICAL SER	0.00	0.00	3,306.60	0.00	0.00	3,306.60-	3,306.60-
27	E	---	1--	218100	---	SALARIES	101,406.19	13,926.90	81,809.95	80.68	0.00	19,596.24	19,596.24
27	E	---	2--	218100	---	EMPLOYEE BENEFITS	60,862.54	8,262.52	46,726.17	76.77	0.00	14,136.37	14,136.37
27	E	---	3--	218100	---	PURCHASED SERVICES	10,500.00	1,661.25	10,225.23	97.38	0.00	274.77	274.77
27	E	---	4--	218100	---	NON-CAPITAL OBJECTS	5,500.00	68.73	3,880.87	70.56	196.98	1,422.15	1,619.13
27	E	---	9--	218100	---	OTHER EXPENDITURES	0.00	0.00	225.00	0.00	0.00	225.00-	225.00-
27	E	---	---	218100	---	OCCUPATIONAL THERAPY	178,268.73	23,919.40	142,867.22	80.14	196.98	35,204.53	35,401.51



Fd	T	Loc	Obj	Func	Prj	Obj	2020-21	February 2020-21	2020-21	2020-21	Encumbered	Unencumbered	Unexpended
							Revised Budget	Monthly Activity	FYTD Activity	FYTD %	Amount	Balance	Balance
27	E	---	1--	218200	---	SALARIES	66,858.00	5,571.50	33,429.00	50.00	0.00	33,429.00	33,429.00
27	E	---	2--	218200	---	EMPLOYEE BENEFITS	33,599.34	2,711.08	16,097.55	47.91	0.00	17,501.79	17,501.79
27	E	---	3--	218200	---	PURCHASED SERVICES	500.00	375.00	6,240.27	1,248.05	0.00	5,740.27-	5,740.27-
27	E	---	4--	218200	---	NON-CAPITAL OBJECTS	1,000.00	612.99	4,673.36	467.34	0.00	3,673.36-	3,673.36-
27	E	---	5--	218200	---	CAPITAL OBJECTS	7,000.00	0.00	0.00	0.00	0.00	7,000.00	7,000.00
27	E	---	---	218200	---	PHYSICAL THERAPY	108,957.34	9,270.57	60,440.18	55.47	0.00	48,517.16	48,517.16
27	E	---	1--	221200	---	SALARIES	0.00	0.00	1,957.90	0.00	0.00	1,957.90-	1,957.90-
27	E	---	2--	221200	---	EMPLOYEE BENEFITS	0.00	0.00	272.65	0.00	0.00	272.65-	272.65-
27	E	---	3--	221200	---	PURCHASED SERVICES	4,000.00	0.00	0.00	0.00	0.00	4,000.00	4,000.00
27	E	---	---	221200	---	CURRICULUM DEVELOPMENT	4,000.00	0.00	2,230.55	55.76	0.00	1,769.45	1,769.45
27	E	---	1--	221222	---	SALARIES	0.00	0.00	36,868.19	0.00	0.00	36,868.19-	36,868.19-
27	E	---	2--	221222	---	EMPLOYEE BENEFITS	0.00	0.00	13,743.22	0.00	0.00	13,743.22-	13,743.22-
27	E	---	3--	221222	---	PURCHASED SERVICES	0.00	0.00	300.00	0.00	0.00	300.00-	300.00-
27	E	---	---	221222	---	RVA CURRICULUM DEVELOPME	0.00	0.00	50,911.41	0.00	0.00	50,911.41-	50,911.41-
27	E	---	1--	221300	---	SALARIES	0.00	1,965.61	29,473.92	0.00	0.00	29,473.92-	29,473.92-
27	E	---	2--	221300	---	EMPLOYEE BENEFITS	5,000.00	608.35	26,131.23	522.62	0.00	21,131.23-	21,131.23-
27	E	---	3--	221300	---	PURCHASED SERVICES	18,000.00	1,221.00	2,764.00	15.36	0.00	15,236.00	15,236.00
27	E	---	4--	221300	---	NON-CAPITAL OBJECTS	1,000.00	149.90	362.96	36.30	0.00	637.04	637.04
27	E	---	---	221300	---	INSTRUCTIONAL STAFF TRAI	24,000.00	3,944.86	58,732.11	244.72	0.00	34,732.11-	34,732.11-
27	E	---	1--	221900	---	SALARIES	0.00	0.00	1,525.83	0.00	0.00	1,525.83-	1,525.83-
27	E	---	2--	221900	---	EMPLOYEE BENEFITS	0.00	0.00	214.95	0.00	0.00	214.95-	214.95-
27	E	---	4--	221900	---	NON-CAPITAL OBJECTS	0.00	0.00	0.00	0.00	1,017.88	1,017.88-	0.00
27	E	---	---	221900	---	OTHER IMPROVEMENT OF INS	0.00	0.00	1,740.78	0.00	1,017.88	2,758.66-	1,740.78-
27	E	---	1--	223300	---	SALARIES	108,965.00	9,080.42	72,643.32	66.67	0.00	36,321.68	36,321.68
27	E	---	2--	223300	---	EMPLOYEE BENEFITS	25,874.32	2,187.12	17,098.91	66.08	0.00	8,775.41	8,775.41
27	E	---	3--	223300	---	PURCHASED SERVICES	500.00	0.00	0.00	0.00	0.00	500.00	500.00
27	E	---	4--	223300	---	NON-CAPITAL OBJECTS	1,000.00	0.00	333.53	33.35	0.00	666.47	666.47
27	E	---	---	223300	---	SUP/COOR EXCEPTIONAL EDU	136,339.32	11,267.54	90,075.76	66.07	0.00	46,263.56	46,263.56
27	E	---	9--	223310	---	OTHER EXPENDITURES	0.00	0.00	70.00	0.00	0.00	70.00-	70.00-
27	E	---	---	223310	---	DIRECTION OF SPECIAL EDU	0.00	0.00	70.00	0.00	0.00	70.00-	70.00-
27	E	---	1--	252000	---	SALARIES	36,519.12	3,034.16	22,764.46	62.34	0.00	13,754.66	13,754.66
27	E	---	2--	252000	---	EMPLOYEE BENEFITS	27,689.27	2,147.32	16,405.69	59.25	0.00	11,283.58	11,283.58
27	E	---	---	252000	---	FISCAL	64,208.39	5,181.48	39,170.15	61.00	0.00	25,038.24	25,038.24

Fd	T	Loc	Obj	Func	Prj	Obj	2020-21	February 2020-21	2020-21	2020-21	Encumbered	Unencumbered	Unexpended
							Revised Budget	Monthly Activity	FYTD Activity	FYTD %	Amount	Balance	Balance
27	E	---	3--	255000	---	PURCHASED SERVICES	0.00	0.00	70.00	0.00	0.00	70.00-	70.00-
27	E	---	---	255000	---	FACILITY ACQUISITION/REM	0.00	0.00	70.00	0.00	0.00	70.00-	70.00-
27	E	---	5--	255200	---	CAPITAL OBJECTS	50,000.00	0.00	50,000.00	100.00	9,276.50	9,276.50-	0.00
27	E	---	---	255200	---	SITE REPAIRS	50,000.00	0.00	50,000.00	100.00	9,276.50	9,276.50-	0.00
27	E	---	4--	255300	---	NON-CAPITAL OBJECTS	0.00	0.00	2,195.12	0.00	0.00	2,195.12-	2,195.12-
27	E	---	---	255300	---	REMODELING	0.00	0.00	2,195.12	0.00	0.00	2,195.12-	2,195.12-
27	E	---	3--	255400	---	PURCHASED SERVICES	8,400.00	280.00	8,897.40	105.92	0.00	497.40-	497.40-
27	E	---	---	255400	---	RENTAL IN LIEU OF PURCHA	8,400.00	280.00	8,897.40	105.92	0.00	497.40-	497.40-
27	E	---	1--	256250	---	SALARIES	42,915.66	5,094.92	18,070.63	42.11	0.00	24,845.03	24,845.03
27	E	---	2--	256250	---	EMPLOYEE BENEFITS	43,183.86	4,486.02	12,499.16	28.94	0.00	30,684.70	30,684.70
27	E	---	3--	256250	---	PURCHASED SERVICES	29,000.00	1,069.32	12,108.68	41.75	0.00	16,891.32	16,891.32
27	E	---	4--	256250	---	NON-CAPITAL OBJECTS	2,500.00	0.00	179.95	7.20	0.00	2,320.05	2,320.05
27	E	---	---	256250	---	SP ED TRANSPORTATION - D	117,599.52	10,650.26	42,858.42	36.44	0.00	74,741.10	74,741.10
27	E	---	1--	256251	---	SALARIES	0.00	0.00	13,263.92	0.00	0.00	13,263.92-	13,263.92-
27	E	---	2--	256251	---	EMPLOYEE BENEFITS	0.00	0.00	13,631.40	0.00	0.00	13,631.40-	13,631.40-
27	E	---	3--	256251	---	PURCHASED SERVICES	0.00	0.00	836.60	0.00	0.00	836.60-	836.60-
27	E	---	---	256251	---	RESIDENT SP ED TRANSPORT	0.00	0.00	27,731.92	0.00	0.00	27,731.92-	27,731.92-
27	E	---	5--	256300	---	CAPITAL OBJECTS	0.00	0.00	15,417.00	0.00	0.00	15,417.00-	15,417.00-
27	E	---	---	256300	---	VEHICLE ACQUISITION	0.00	0.00	15,417.00	0.00	0.00	15,417.00-	15,417.00-
27	E	---	3--	256750	---	PURCHASED SERVICES	0.00	0.00	1,666.00	0.00	0.00	1,666.00-	1,666.00-
27	E	---	---	256750	---	CONTRACTED SP ED TRANSP-	0.00	0.00	1,666.00	0.00	0.00	1,666.00-	1,666.00-
27	E	---	3--	256770	---	PURCHASED SERVICES	3,300.00	386.22	386.22	11.70	0.00	2,913.78	2,913.78
27	E	---	---	256770	---	FIELD TRIPS	3,300.00	386.22	386.22	11.70	0.00	2,913.78	2,913.78
27	E	---	2--	259000	---	EMPLOYEE BENEFITS	0.00	188.33	8,086.68	0.00	0.00	8,086.68-	8,086.68-
27	E	---	---	259000	---	OTHER BUSINESS ADMINISTR	0.00	188.33	8,086.68	0.00	0.00	8,086.68-	8,086.68-
27	E	---	3--	260000	---	PURCHASED SERVICES	0.00	0.00	43.60	0.00	0.00	43.60-	43.60-
27	E	---	---	260000	---	CENTRAL SERVICES	0.00	0.00	43.60	0.00	0.00	43.60-	43.60-
27	E	---	3--	263300	---	PURCHASED SERVICES	0.00	20.00	1,254.85	0.00	0.00	1,254.85-	1,254.85-
27	E	---	---	263300	---	PUBLIC INFORMATION	0.00	20.00	1,254.85	0.00	0.00	1,254.85-	1,254.85-

Fd	T	Loc	Obj	Func	Prj	Obj	2020-21	February 2020-21	2020-21	2020-21	Encumbered	Unencumbered	Unexpended
							Revised Budget	Monthly Activity	FYTD Activity	FYTD %	Amount	Balance	Balance
27	E	---	---	2-----	---	SUPPORT SERVICES	1,261,172.80	119,757.16	952,323.28	75.51	11,620.36	297,229.16	308,849.52
27	E	---	3--	436000	---	PURCHASED SERVICES	90,000.00	930.00	3,185.00	3.54	0.00	86,815.00	86,815.00
27	E	---	---	436000	---	SPECIAL EDUCATION PAYMEN	90,000.00	930.00	3,185.00	3.54	0.00	86,815.00	86,815.00
27	E	---	3--	436611	---	PURCHASED SERVICES	0.00	13,097.75	37,512.25	0.00	0.00	37,512.25-	37,512.25-
27	E	---	---	436611	---	HEARING IMPAIRMENT	0.00	13,097.75	37,512.25	0.00	0.00	37,512.25-	37,512.25-
27	E	---	3--	436670	---	PURCHASED SERVICES	0.00	15,208.00	23,242.00	0.00	0.00	23,242.00-	23,242.00-
27	E	---	---	436670	---	VISUAL IMPAIRMENT	0.00	15,208.00	23,242.00	0.00	0.00	23,242.00-	23,242.00-
27	E	---	9--	491000	---	OTHER EXPENDITURES	0.00	495.19	495.19	0.00	0.00	495.19-	495.19-
27	E	---	---	491000	---	SPEC REV TRANSFERS TO OT	0.00	495.19	495.19	0.00	0.00	495.19-	495.19-
27	E	---	---	4-----	---	NON-PROGRAM TRANSACTIONS	90,000.00	29,730.94	64,434.44	71.59	0.00	25,565.56	25,565.56
27	-	---	---	-----	---	SPECIAL EDUCATION FUND	6,139,761.00	498,408.35	3,527,446.89	57.45	21,772.30	2,590,541.81	2,612,314.11

Fd	T	Loc	Obj	Func	Prj	Obj	2020-21	February 2020-21	2020-21	2020-21	Encumbered	Unencumbered	Unexpended
							Revised Budget	Monthly Activity	FYTD Activity	FYTD %	Amount	Balance	Balance
38	E	---	6--	281000	---	DEBT REITREMENT	80,000.00	0.00	80,000.00	100.00	0.00	0.00	0.00
38	E	---	---	281000	---	LONG-TERM CAPITAL DEBT	80,000.00	0.00	80,000.00	100.00	0.00	0.00	0.00
38	E	---	---	2-----	---	SUPPORT SERVICES	80,000.00	0.00	80,000.00	100.00	0.00	0.00	0.00
38	-	---	---	-----	---	Non-Referendum Debt Serv	80,000.00	0.00	80,000.00	100.00	0.00	0.00	0.00

Fd	T	Loc	Obj	Func	Prj	Obj	2020-21	February 2020-21	2020-21	2020-21	Encumbered	Unencumbered	Unexpended
							Revised Budget	Monthly Activity	FYTD Activity	FYTD %	Amount	Balance	Balance
39	E	---	6--	281000	---	DEBT REITREMENT	465,200.00	0.00	25,100.00	5.40	0.00	440,100.00	440,100.00
39	E	---	---	281000	---	LONG-TERM CAPITAL DEBT	465,200.00	0.00	25,100.00	5.40	0.00	440,100.00	440,100.00
39	E	---	---	2-----	---	SUPPORT SERVICES	465,200.00	0.00	25,100.00	5.40	0.00	440,100.00	440,100.00
39	-	---	---	-----	---	REFERENDUM APPROVED DEBT	465,200.00	0.00	25,100.00	5.40	0.00	440,100.00	440,100.00

Fd	T	Loc	Obj	Func	Prj	Obj	2020-21	February 2020-21	2020-21	2020-21	Encumbered	Unencumbered	Unexpended
							Revised Budget	Monthly Activity	FYTD Activity	FYTD %	Amount	Balance	Balance
50	E	---	1--	257000	---	SALARIES	93,904.87	10,541.92	10,541.92	11.23	0.00	83,362.95	83,362.95
50	E	---	2--	257000	---	EMPLOYEE BENEFITS	54,923.69	5,845.13	5,845.13	10.64	0.00	49,078.56	49,078.56
50	E	---	3--	257000	---	PURCHASED SERVICES	1,134,500.00	75.00	766,302.76	67.55	1,350.00-	369,547.24	368,197.24
50	E	---	4--	257000	---	NON-CAPITAL OBJECTS	0.00	324.35	2,307.36	0.00	4,521.25	6,828.61-	2,307.36-
50	E	---	5--	257000	---	CAPITAL OBJECTS	29,000.00	0.00	0.00	0.00	62,828.75	33,828.75-	29,000.00
50	E	---	---	257000	---	FOOD SERVICES	1,312,328.56	16,786.40	784,997.17	59.82	66,000.00	461,331.39	527,331.39
50	E	---	3--	295000	---	PURCHASED SERVICES	5,900.00	0.00	0.00	0.00	0.00	5,900.00	5,900.00
50	E	---	---	295000	---	ADMINISTRATIVE TECHNOLOG	5,900.00	0.00	0.00	0.00	0.00	5,900.00	5,900.00
50	E	---	---	2-----	---	SUPPORT SERVICES	1,318,228.56	16,786.40	784,997.17	59.55	66,000.00	467,231.39	533,231.39
50	-	---	---	-----	---	FOOD SERVICE FUND	1,318,228.56	16,786.40	784,997.17	59.55	66,000.00	467,231.39	533,231.39

Fd	T	Loc	Obj	Func	Prj	Obj	2020-21	February 2020-21	2020-21	2020-21	Encumbered	Unencumbered	Unexpended
							Revised Budget	Monthly Activity	FYTD Activity	FYTD %	Amount	Balance	Balance
72	E	---	9--	420000	---	OTHER EXPENDITURES	0.00	4,550.00	38,042.84	0.00	0.00	38,042.84-	38,042.84-
72	E	---	---	420000	---	TRUST FUND AWARD/SCHOLAR	0.00	4,550.00	38,042.84	0.00	0.00	38,042.84-	38,042.84-
72	E	---	---	4-----	---	NON-PROGRAM TRANSACTIONS	0.00	4,550.00	38,042.84	0.00	0.00	38,042.84-	38,042.84-
72	-	---	---	-----	---	PRIVATE PURPOSE (SCHOLAR	0.00	4,550.00	38,042.84	0.00	0.00	38,042.84-	38,042.84-

Fd	T	Loc	Obj	Func	Prj	Obj	2020-21	February	2020-21	2020-21	2020-21	Encumbered	Unencumbered	Unexpended
							Revised Budget	Monthly Activity	FYTD Activity	FYTD %	Amount	Balance	Balance	
80	E	---	4--	110000	---	NON-CAPITAL OBJECTS	0.00	0.00	124.50	0.00	0.00	124.50-	124.50-	
80	E	---	---	110000	---	UNDIFFERENTIATED CURRICU	0.00	0.00	124.50	0.00	0.00	124.50-	124.50-	
80	E	---	2--	162000	---	EMPLOYEE BENEFITS	0.00	12.15	12.15	0.00	0.00	12.15-	12.15-	
80	E	---	---	162000	---	CO-CURRICULAR ATHLETICS	0.00	12.15	12.15	0.00	0.00	12.15-	12.15-	
80	E	---	---	1-----	---	INSTRUCTION	0.00	12.15	136.65	0.00	0.00	136.65-	136.65-	
80	E	---	1--	229000	---	SALARIES	12,500.00	0.00	532.50	4.26	0.00	11,967.50	11,967.50	
80	E	---	2--	229000	---	EMPLOYEE BENEFITS	1,000.00	0.00	49.34	4.93	0.00	950.66	950.66	
80	E	---	---	229000	---	OTHER INSTRUCTIONAL STAF	13,500.00	0.00	581.84	4.31	0.00	12,918.16	12,918.16	
80	E	---	3--	230000	---	PURCHASED SERVICES	0.00	462.43	1,509.58	0.00	0.00	1,509.58-	1,509.58-	
80	E	---	---	230000	---	GENERAL ADMINISTRATION	0.00	462.43	1,509.58	0.00	0.00	1,509.58-	1,509.58-	
80	E	---	1--	232200	---	SALARIES	12,500.00	920.00	5,032.50	40.26	0.00	7,467.50	7,467.50	
80	E	---	2--	232200	---	EMPLOYEE BENEFITS	1,185.00	72.53	425.92	35.94	0.00	759.08	759.08	
80	E	---	3--	232200	---	PURCHASED SERVICES	50,500.00	0.00	0.00	0.00	0.00	50,500.00	50,500.00	
80	E	---	---	232200	---	COMMUNITY RELATIONS	64,185.00	992.53	5,458.42	8.50	0.00	58,726.58	58,726.58	
80	E	---	1--	240000	---	SALARIES	54,700.00	3,763.00	27,398.16	50.09	0.00	27,301.84	27,301.84	
80	E	---	2--	240000	---	EMPLOYEE BENEFITS	16,100.00	257.05	1,766.06	10.97	0.00	14,333.94	14,333.94	
80	E	---	3--	240000	---	PURCHASED SERVICES	29,810.00	4,432.92	22,431.48	75.25	0.00	7,378.52	7,378.52	
80	E	---	4--	240000	---	NON-CAPITAL OBJECTS	5,000.00	528.74	2,400.65	48.01	0.00	2,599.35	2,599.35	
80	E	---	9--	240000	---	OTHER EXPENDITURES	0.00	0.00	170.00	0.00	0.00	170.00-	170.00-	
80	E	---	---	240000	---	BUILDING ADMINISTRATION	105,610.00	8,981.71	54,166.35	51.29	0.00	51,443.65	51,443.65	
80	E	---	3--	253000	---	PURCHASED SERVICES	0.00	0.00	2,362.88	0.00	150.98-	2,211.90-	2,362.88-	
80	E	---	---	253000	---	OPERATION	0.00	0.00	2,362.88	0.00	150.98-	2,211.90-	2,362.88-	
80	E	---	4--	254490	---	NON-CAPITAL OBJECTS	10,000.00	0.00	0.00	0.00	0.00	10,000.00	10,000.00	
80	E	---	---	254490	---	OTHER EQUIPMENT REPAIRS	10,000.00	0.00	0.00	0.00	0.00	10,000.00	10,000.00	
80	E	---	3--	256741	---	PURCHASED SERVICES	3,000.00	0.00	0.00	0.00	0.00	3,000.00	3,000.00	
80	E	---	---	256741	---	OTHER CO-CURRICULAR TRAV	3,000.00	0.00	0.00	0.00	0.00	3,000.00	3,000.00	
80	E	---	3--	256742	---	PURCHASED SERVICES	26,000.00	0.00	0.00	0.00	0.00	26,000.00	26,000.00	
80	E	---	---	256742	---	ATHLETIC TRANSPORTATION	26,000.00	0.00	0.00	0.00	0.00	26,000.00	26,000.00	
80	E	---	3--	256790	---	PURCHASED SERVICES	27,210.00	0.00	0.00	0.00	0.00	27,210.00	27,210.00	



Fd	T	Loc	Obj	Func	Prj	Obj	2020-21	February 2020-21	2020-21	2020-21	Encumbered	Unencumbered	Unexpended
							Revised Budget	Monthly Activity	FYTD Activity	FYTD %	Amount	Balance	Balance
80	E	---	---	256790	---	OTHER CONTRACTED TRANSP	27,210.00	0.00	0.00	0.00	0.00	27,210.00	27,210.00
80	E	---	---	2-----	---	SUPPORT SERVICES	249,505.00	10,436.67	64,079.07	25.68	150.98-	185,576.91	185,425.93
80	E	---	4--	310000	---	NON-CAPITAL OBJECTS	0.00	491.00	491.00	0.00	0.00	491.00-	491.00-
80	E	---	---	310000	---	COMMUNITY SRVCS - ADULT	0.00	491.00	491.00	0.00	0.00	491.00-	491.00-
80	E	---	3--	390000	---	PURCHASED SERVICES	0.00	0.00	200.00	0.00	0.00	200.00-	200.00-
80	E	---	---	390000	---	COMMUNITY SERVICES - OTH	0.00	0.00	200.00	0.00	0.00	200.00-	200.00-
80	E	---	1--	393000	---	SALARIES	15,000.00	7,005.00	28,475.00	189.83	0.00	13,475.00-	13,475.00-
80	E	---	2--	393000	---	EMPLOYEE BENEFITS	1,250.00	794.87	3,256.39	260.51	0.00	2,006.39-	2,006.39-
80	E	---	3--	393000	---	PURCHASED SERVICES	11,700.00	1,451.00	4,573.09	39.09	0.00	7,126.91	7,126.91
80	E	---	4--	393000	---	NON-CAPITAL OBJECTS	11,090.00	80.00	1,674.72	15.10	5,645.00	3,770.28	9,415.28
80	E	---	5--	393000	---	CAPITAL OBJECTS	0.00	44,204.00	44,204.00	0.00	0.00	44,204.00-	44,204.00-
80	E	---	9--	393000	---	OTHER EXPENDITURES	450.00	0.00	250.00	55.56	0.00	200.00	200.00
80	E	---	---	393000	---	RECREATION ATHLETIC COMM	39,490.00	53,534.87	82,433.20	208.74	5,645.00	48,588.20-	42,943.20-
80	E	---	---	3-----	---	COMMUNITY SERVICES	39,490.00	54,025.87	83,124.20	210.49	5,645.00	49,279.20-	43,634.20-
80	-	---	---	-----	---	COMMUNITY SERVICE FUND	288,995.00	64,474.69	147,339.92	50.98	5,494.02	136,161.06	141,655.08

Fd	T	Loc	Obj	Func	Prj	Obj	2020-21	February	2020-21	2020-21	Encumbered	Unencumbered	Unexpended
							Revised Budget	Monthly Activity	FYTD Activity	FYTD %	Amount	Balance	Balance
99	E	---	1--	110000	---	SALARIES	83,635.00	26,770.38	192,216.90	229.83	0.00	108,581.90-	108,581.90-
99	E	---	2--	110000	---	EMPLOYEE BENEFITS	58,330.10	11,427.34	91,038.46	156.07	0.00	32,708.36-	32,708.36-
99	E	---	3--	110000	---	PURCHASED SERVICES	290,000.00	1,944.00	75,451.79	26.02	4,277.02	210,271.19	214,548.21
99	E	---	4--	110000	---	NON-CAPITAL OBJECTS	808,000.00	35,391.04	744,848.01	92.18	139,193.03	76,041.04-	63,151.99
99	E	---	8--	110000	---	OPERATING TRANSFER - OUT	33,000.00	0.00	0.00	0.00	0.00	33,000.00	33,000.00
99	E	---	9--	110000	---	OTHER EXPENDITURES	0.00	1,260.00	4,782.72	0.00	0.00	4,782.72-	4,782.72-
99	E	---	---	110000	---	UNDIFFERENTIATED CURRICU	1,272,965.10	76,792.76	1,108,337.88	87.07	143,470.05	21,157.17	164,627.22
99	E	---	1--	122000	---	SALARIES	0.00	3,441.68	27,533.28	0.00	0.00	27,533.28-	27,533.28-
99	E	---	2--	122000	---	EMPLOYEE BENEFITS	0.00	507.30	4,058.38	0.00	0.00	4,058.38-	4,058.38-
99	E	---	---	122000	---	ENGLISH LANGUAGE	0.00	3,948.98	31,591.66	0.00	0.00	31,591.66-	31,591.66-
99	E	---	1--	124000	---	SALARIES	0.00	4,041.68	32,333.28	0.00	0.00	32,333.28-	32,333.28-
99	E	---	2--	124000	---	EMPLOYEE BENEFITS	0.00	1,365.83	12,400.50	0.00	0.00	12,400.50-	12,400.50-
99	E	---	---	124000	---	MATHEMATICS	0.00	5,407.51	44,733.78	0.00	0.00	44,733.78-	44,733.78-
99	E	---	1--	126000	---	SALARIES	0.00	3,350.00	31,737.51	0.00	0.00	31,737.51-	31,737.51-
99	E	---	2--	126000	---	EMPLOYEE BENEFITS	0.00	2,383.80	20,300.46	0.00	0.00	20,300.46-	20,300.46-
99	E	---	---	126000	---	SCIENCE	0.00	5,733.80	52,037.97	0.00	0.00	52,037.97-	52,037.97-
99	E	---	1--	127000	---	SALARIES	0.00	4,133.34	33,066.64	0.00	0.00	33,066.64-	33,066.64-
99	E	---	2--	127000	---	EMPLOYEE BENEFITS	0.00	2,487.88	20,081.68	0.00	0.00	20,081.68-	20,081.68-
99	E	---	---	127000	---	SOCIAL SCIENCE	0.00	6,621.22	53,148.32	0.00	0.00	53,148.32-	53,148.32-
99	E	---	3--	129100	---	PURCHASED SERVICES	28,200.00	19.89	8,524.45	30.23	0.00	19,675.55	19,675.55
99	E	---	4--	129100	---	NON-CAPITAL OBJECTS	7,300.00	0.00	430.69	5.90	0.00	6,869.31	6,869.31
99	E	---	---	129100	---	CAREER DEVELOPMENT - MAS	35,500.00	19.89	8,955.14	25.23	0.00	26,544.86	26,544.86
99	E	---	1--	132000	---	SALARIES	0.00	0.00	5,162.36	0.00	0.00	5,162.36-	5,162.36-
99	E	---	2--	132000	---	EMPLOYEE BENEFITS	0.00	0.00	760.93	0.00	0.00	760.93-	760.93-
99	E	---	---	132000	---	BUSINESS OCCUPATIONS	0.00	0.00	5,923.29	0.00	0.00	5,923.29-	5,923.29-
99	E	---	3--	156700	---	PURCHASED SERVICES	0.00	0.00	80.00	0.00	0.00	80.00-	80.00-
99	E	---	---	156700	---	VISUALLY IMPAIRED	0.00	0.00	80.00	0.00	0.00	80.00-	80.00-
99	E	---	4--	161000	---	NON-CAPITAL OBJECTS	5,000.00	0.00	0.00	0.00	0.00	5,000.00	5,000.00
99	E	---	---	161000	---	CO-CURRICULAR ACADEMIC	5,000.00	0.00	0.00	0.00	0.00	5,000.00	5,000.00
99	E	---	4--	162000	---	NON-CAPITAL OBJECTS	5,000.00	0.00	0.00	0.00	0.00	5,000.00	5,000.00
99	E	---	---	162000	---	CO-CURRICULAR ATHLETICS	5,000.00	0.00	0.00	0.00	0.00	5,000.00	5,000.00

Fd	T	Loc	Obj	Func	Prj	Obj	2020-21	February	2020-21	2020-21	Encumbered	Unencumbered	Unexpended
							Revised Budget	Monthly Activity	FYTD Activity	FYTD %	Amount	Balance	Balance
99	E	---	---	1-----	---	INSTRUCTION	1,318,465.10	98,524.16	1,304,808.04	98.96	143,470.05	129,812.99-	13,657.06
99	E	---	1--	213000	---	SALARIES	0.00	9,512.26	75,279.07	0.00	0.00	75,279.07-	75,279.07-
99	E	---	2--	213000	---	EMPLOYEE BENEFITS	0.00	5,140.30	40,511.40	0.00	0.00	40,511.40-	40,511.40-
99	E	---	---	213000	---	PUPIL SERVICES - GUIDANC	0.00	14,652.56	115,790.47	0.00	0.00	115,790.47-	115,790.47-
99	E	---	1--	215000	---	SALARIES	0.00	2,026.50	13,692.25	0.00	0.00	13,692.25-	13,692.25-
99	E	---	2--	215000	---	EMPLOYEE BENEFITS	0.00	851.52	4,454.04	0.00	0.00	4,454.04-	4,454.04-
99	E	---	---	215000	---	PSYCHOLOGICAL SERVICES	0.00	2,878.02	18,146.29	0.00	0.00	18,146.29-	18,146.29-
99	E	---	1--	218100	---	SALARIES	0.00	0.00	11,375.00	0.00	0.00	11,375.00-	11,375.00-
99	E	---	2--	218100	---	EMPLOYEE BENEFITS	0.00	0.00	6,293.87	0.00	0.00	6,293.87-	6,293.87-
99	E	---	---	218100	---	OCCUPATIONAL THERAPY	0.00	0.00	17,668.87	0.00	0.00	17,668.87-	17,668.87-
99	E	---	1--	219000	---	SALARIES	2,000.00	0.00	0.00	0.00	0.00	2,000.00	2,000.00
99	E	---	3--	219000	---	PURCHASED SERVICES	503,500.00	0.00	664,638.00	132.00	0.00	161,138.00-	161,138.00-
99	E	---	4--	219000	---	NON-CAPITAL OBJECTS	20,000.00	6,103.44	19,504.76	97.52	0.00	495.24	495.24
99	E	---	9--	219000	---	OTHER EXPENDITURES	0.00	0.00	399.49	0.00	0.00	399.49-	399.49-
99	E	---	---	219000	---	OTHER PUPIL SERVICES	525,500.00	6,103.44	684,542.25	130.26	0.00	159,042.25-	159,042.25-
99	E	---	1--	221200	---	SALARIES	4,473,316.00	159,551.09	1,357,255.83	30.34	0.00	3,116,060.17	3,116,060.17
99	E	---	2--	221200	---	EMPLOYEE BENEFITS	78,500.00	65,565.42	597,983.80	761.76	0.00	519,483.80-	519,483.80-
99	E	---	3--	221200	---	PURCHASED SERVICES	881,550.00	50,417.90	407,002.44	46.17	4,250.00	470,297.56	474,547.56
99	E	---	4--	221200	---	NON-CAPITAL OBJECTS	233,500.00	144,924.57	198,590.15	85.05	5,133.24-	40,043.09	34,909.85
99	E	---	5--	221200	---	CAPITAL OBJECTS	50,000.00	0.00	6,449.00	12.90	0.00	43,551.00	43,551.00
99	E	---	9--	221200	---	OTHER EXPENDITURES	0.00	10.00	2,305.00	0.00	0.00	2,305.00-	2,305.00-
99	E	---	---	221200	---	CURRICULUM DEVELOPMENT	5,716,866.00	420,468.98	2,569,586.22	44.95	883.24-	3,148,163.02	3,147,279.78
99	E	---	2--	221300	---	EMPLOYEE BENEFITS	0.00	0.00	1,875.00	0.00	0.00	1,875.00-	1,875.00-
99	E	---	3--	221300	---	PURCHASED SERVICES	37,500.00	0.00	299.00	0.80	0.00	37,201.00	37,201.00
99	E	---	---	221300	---	INSTRUCTIONAL STAFF TRAI	37,500.00	0.00	2,174.00	5.80	0.00	35,326.00	35,326.00
99	E	---	3--	221500	---	PURCHASED SERVICES	0.00	0.00	16,474.93	0.00	0.00	16,474.93-	16,474.93-
99	E	---	---	221500	---	INSTRUCTION RELATED TECH	0.00	0.00	16,474.93	0.00	0.00	16,474.93-	16,474.93-
99	E	---	3--	231500	---	PURCHASED SERVICES	0.00	0.00	2,458.00	0.00	0.00	2,458.00-	2,458.00-
99	E	---	---	231500	---	BOARD OF EDUCATION - LEG	0.00	0.00	2,458.00	0.00	0.00	2,458.00-	2,458.00-
99	E	---	1--	235000	---	SALARIES	0.00	9,666.68	38,666.72	0.00	0.00	38,666.72-	38,666.72-
99	E	---	2--	235000	---	EMPLOYEE BENEFITS	0.00	3,103.58	12,541.96	0.00	0.00	12,541.96-	12,541.96-

Fd	T	Loc	Obj	Func	Prj	Obj	2020-21	February 2020-21	2020-21	2020-21	Encumbered	Unencumbered	Unexpended
							Revised Budget	Monthly Activity	FYTD Activity	FYTD %	Amount	Balance	Balance
99	E	---	---	235000	---	CHARTER AUTHORIZER OP. C	0.00	12,770.26	51,208.68	0.00	0.00	51,208.68-	51,208.68-
99	E	---	1--	240000	---	SALARIES	0.00	30,266.24	204,954.87	0.00	0.00	204,954.87-	204,954.87-
99	E	---	2--	240000	---	EMPLOYEE BENEFITS	0.00	18,521.04	120,876.68	0.00	0.00	120,876.68-	120,876.68-
99	E	---	5--	240000	---	CAPITAL OBJECTS	80,000.00	0.00	0.00	0.00	0.00	80,000.00	80,000.00
99	E	---	---	240000	---	BUILDING ADMINISTRATION	80,000.00	48,787.28	325,831.55	407.29	0.00	245,831.55-	245,831.55-
99	E	---	1--	253000	---	SALARIES	0.00	278.36	1,948.52	0.00	0.00	1,948.52-	1,948.52-
99	E	---	2--	253000	---	EMPLOYEE BENEFITS	0.00	39.42	275.84	0.00	0.00	275.84-	275.84-
99	E	---	3--	253000	---	PURCHASED SERVICES	0.00	161.82	1,579.22	0.00	0.00	1,579.22-	1,579.22-
99	E	---	---	253000	---	OPERATION	0.00	479.60	3,803.58	0.00	0.00	3,803.58-	3,803.58-
99	E	---	3--	255400	---	PURCHASED SERVICES	0.00	3,060.00	41,417.40	0.00	0.00	41,417.40-	41,417.40-
99	E	---	---	255400	---	RENTAL IN LIEU OF PURCHA	0.00	3,060.00	41,417.40	0.00	0.00	41,417.40-	41,417.40-
99	E	---	7--	270000	---	INSURANCE AND JUDGEMENTS	1,375.00	0.00	0.00	0.00	0.00	1,375.00	1,375.00
99	E	---	---	270000	---	INSURANCE AND JUDGMENTS	1,375.00	0.00	0.00	0.00	0.00	1,375.00	1,375.00
99	E	---	6--	280000	---	DEBT REITREMENT	10,000.00	0.00	0.00	0.00	0.00	10,000.00	10,000.00
99	E	---	---	280000	---	DEBT SERVICES	10,000.00	0.00	0.00	0.00	0.00	10,000.00	10,000.00
99	E	---	3--	295000	---	PURCHASED SERVICES	14,000.00	1,861.60	107,999.66	771.43	39,660.00	133,659.66-	93,999.66-
99	E	---	4--	295000	---	NON-CAPITAL OBJECTS	0.00	0.00	7,457.00	0.00	0.00	7,457.00-	7,457.00-
99	E	---	---	295000	---	ADMINISTRATIVE TECHNOLOG	14,000.00	1,861.60	115,456.66	824.69	39,660.00	141,116.66-	101,456.66-
99	E	---	---	2-----	---	SUPPORT SERVICES	6,385,241.00	511,061.74	3,964,558.90	62.09	38,776.76	2,381,905.34	2,420,682.10
99	-	---	---	-----	---	OTHER PKG/COOP PROGRAM F	7,703,706.10	609,585.90	5,269,366.94	68.40	182,246.81	2,252,092.35	2,434,339.16

Number of Accounts: 2431

\*\*\*\*\* End of report \*\*\*\*\*

Fd	T	Loc	Obj	Func	Prj	Obj	2020-21	February 2020-21	2020-21	2020-21	Encumbered	Unreceived
							Revised Budget	Monthly Revenue	FYTD Revenue	FYTD %	Balance	Balance
10	R	800	211	500000	000	PROPERTY TAX	6,293,838.00	2,736,067.72	3,645,827.03	57.93	0.00	2,648,010.97
10	R	800	213	500000	000	MOBILE HOME TAX	20,000.00	0.00	9,254.61	46.27	0.00	10,745.39
10	R	800	240	139000	000	PAYMENT FOR SERVICES	12,000.00	0.00	0.00	0.00	0.00	12,000.00
10	R	800	240	500000	000	PAYMENT FOR SERVICES	1,000.00	0.00	0.00	0.00	0.00	1,000.00
10	R	800	244	139000	000	PAYMENTS FOR SERVICES	0.00	157.50	2,680.32	0.00	0.00	2,680.32-
10	R	800	262	500000	000	NON-CAP FOR RESALE	0.00	0.00	45.75	0.00	0.00	45.75-
10	R	800	264	500000	000	NON CAPITAL SURPLUS PROP.	10,000.00	0.00	25,506.00	255.06	0.00	15,506.00-
10	R	800	271	500000	000	ADMISSSIONS	30,000.00	1,657.35	15,718.03	52.39	0.00	14,281.97
10	R	800	279	500000	000	OTHER SCHOOL ACTIVITY INC	36,000.00	600.00	6,052.55	16.81	0.00	29,947.45
10	R	800	280	500000	000	INTEREST ON INVESTMENTS	10,000.00	44.59	1,057.42	10.57	0.00	8,942.58
10	R	800	291	500000	000	GIFTS	21,400.00	8.38	19,919.38	93.08	0.00	1,480.62
10	R	800	292	500000	000	STUDENT FEES	0.00	60.00	14,040.00	0.00	0.00	14,040.00-
10	R	800	293	500000	000	RENTALS	1,500.00	0.00	0.00	0.00	0.00	1,500.00
10	R	800	295	500000	900	SUMMER SCHOOL REVENUE	0.00	0.00	260.00	0.00	0.00	260.00-
10	R	800	297	500000	000	STUDENT FINES	500.00	16.00	553.00	110.60	0.00	53.00-
10	R	800	299	500000	000	MISCELLANEOUS LOCAL REVEN	10,000.00	0.00	148.80	1.49	0.00	9,851.20
10	R	---	2--	-----	---	*REVENUE FROM LOCAL SOURC	6,446,238.00	2,738,611.54	3,741,062.89	58.03	0.00	2,705,175.11
10	R	800	340	500000	000	PAYMENTS FOR SERVICES	0.00	0.00	1,500.00	0.00	0.00	1,500.00-
10	R	800	345	500000	000	GENERAL TUITION-OPEN ENRO	7,667,347.00	0.00	0.00	0.00	0.00	7,667,347.00
10	R	---	3--	-----	---	*INTERDIST PYMNTS WITHIN	7,667,347.00	0.00	1,500.00	0.02	0.00	7,665,847.00
10	R	800	515	500000	000	STATE AID-INTERMEDIATE SO	0.00	0.00	1,260.00	0.00	0.00	1,260.00-
10	R	800	517	500000	391	TRANSIT OF FEDERAL AIDS	2,230.00	0.00	0.00	0.00	0.00	2,230.00
10	R	800	581	500000	000	MEDICAID SCHOOL BASED SER	60,000.00	0.00	0.00	0.00	0.00	60,000.00
10	R	---	5--	-----	---	*REV FROM INTERMEDIATE SO	62,230.00	0.00	1,260.00	2.02	0.00	60,970.00
10	R	800	612	500000	000	TRANSPORTATION AID	115,000.00	0.00	127,035.00	110.47	0.00	12,035.00-
10	R	800	613	500000	000	LIBRARY AID	90,000.00	0.00	0.00	0.00	0.00	90,000.00
10	R	800	621	500000	000	EQUALIZATION AID	14,923,055.00	0.00	5,874,905.00	39.37	0.00	9,048,150.00
10	R	800	630	500000	297	SPECIAL PROJECT GRANTS	75,000.00	0.00	25,522.25	34.03	0.00	49,477.75
10	R	800	630	500000	522	SPECIAL PROJECT GRANTS	4,940.00	0.00	0.00	0.00	0.00	4,940.00
10	R	800	630	500000	577	SPECIAL PROJECT GRANTS	14,428.00	0.00	0.00	0.00	0.00	14,428.00
10	R	800	690	500000	000	OTHER REVENUE FROM STATE	5,000.00	0.00	26.00	0.52	0.00	4,974.00
10	R	800	691	500000	000	COMPUTER AID	143,440.00	0.00	0.00	0.00	0.00	143,440.00
10	R	800	695	500000	000	STATE CATEGORICAL AID	1,550,780.00	0.00	0.00	0.00	0.00	1,550,780.00
10	R	---	6--	-----	---	*REVENUE FROM STATE SOURC	16,921,643.00	0.00	6,027,488.25	35.62	0.00	10,894,154.75
10	R	800	713	500000	400	VOCATIONAL EDUCATION AID	19,000.00	1,523.52	1,523.52	8.02	0.00	17,476.48
10	R	510	730	500000	160	SPECIAL PROJECT GRANT	0.00	0.00	300.00	0.00	0.00	300.00-

Fd	T	Loc	Obj	Func	Prj	Obj	2020-21	February 2020-21	2020-21	2020-21	Encumbered	Unreceived
							Revised Budget	Monthly Revenue	FYTD Revenue	FYTD %	Balance	Balance
10	R	520	730	500000	160	SPECIAL PROJECT GRANT	0.00	0.00	481.45	0.00	0.00	481.45-
10	R	800	730	500000	160	SPECIAL PROJECT GRANT	305,827.00	201,742.15	201,742.15	65.97	0.00	104,084.85
10	R	800	730	500000	341	SPECIAL PROJECT GRANT	71,000.00	18,661.60	24,881.87	35.04	0.00	46,118.13
10	R	800	730	500000	365	SPECIAL PROJECT GRANT	66,931.00	0.00	30,060.86	44.91	0.00	36,870.14
10	R	800	730	500000	381	SPECIAL PROJECT GRANT	26,253.00	0.00	0.00	0.00	0.00	26,253.00
10	R	510	751	500000	141	ECIA - CHAPTER 1	10,000.00	0.00	4,168.07	41.68	0.00	5,831.93
10	R	520	751	500000	141	ECIA - CHAPTER 1	28,000.00	0.00	403.69	1.44	0.00	27,596.31
10	R	800	751	500000	141	ECIA - CHAPTER 1	310,000.00	0.00	32,805.96	10.58	0.00	277,194.04
10	R	800	780	500000	000	FED-DHS	18,000.00	0.00	0.00	0.00	0.00	18,000.00
10	R	---	7--	-----	---	*REVENUE FROM FEDERAL SOU	855,011.00	221,927.27	296,367.57	34.66	0.00	558,643.43
10	R	800	860	500000	000	SALE OF FIXED ASSETS	4,000.00	0.00	0.00	0.00	0.00	4,000.00
10	R	---	8--	-----	---	*OTHER FINANCING SOURCES	4,000.00	0.00	0.00	0.00	0.00	4,000.00
10	R	800	964	500000	000	INSURANCE	0.00	0.00	28,436.00	0.00	0.00	28,436.00-
10	R	800	971	500000	000	REFUND OF DISB - AIDABLE	45,000.00	0.00	75,182.26	167.07	0.00	30,182.26-
10	R	800	971	500000	619	REFUND OF DISB - AIDABLE	0.00	0.00	3,780.00	0.00	0.00	3,780.00-
10	R	800	972	500000	000	REFUND OF DISB - NON-AIDA	0.00	2,188.19	2,188.19	0.00	0.00	2,188.19-
10	R	800	990	500000	000	MISCELLANEOUS OTHER REVEN	0.00	82.52	559.87	0.00	0.00	559.87-
10	R	---	9--	-----	---	*OTHER REVENUES	45,000.00	2,270.71	110,146.32	244.77	0.00	65,146.32-
10	-	---	---	-----	---	*GENERAL FUND	32,001,469.00	2,962,809.52	10,177,825.03	31.80	0.00	21,823,643.97
Grand Revenue Totals							32,001,469.00	2,962,809.52	10,177,825.03	31.80	0.00	21,823,643.97

Number of Accounts: 47

\*\*\*\*\* End of report \*\*\*\*\*



Vendor	Purch Vendor	Purchasing Name	PO Number	Proj/Grant	Type	Invoice Nbr	Accrual	Amount
Line	Description					Amount		
	Account							Amount
Invoice Number BMOFEB202100000 continued								
BMO FINA000					YDA	BMOFEB202100000	A/P-ACCR	65,575.70
190	DENNIS HINDERLITER, Bestbuycom806410658709, Richfield, MN, 55423, US,					74.96		
	10 E 800 480 295000 000					74.96		
200	STETSONVILLE ELEM CA, Wm Supercenter #3643, Medford, WI, 54451, US,					64.67		
	80 E 800 411 240000 740					64.67		
210	STETSONVILLE ELEM CA, Wm Supercenter #3643, Medford, WI, 54451, US,					76.50		
	10 E 101 411 213000 000					76.50		
220	STETSONVILLE ELEM CA, Northland Outlet Store, Medford, WI, 54451, US,					80.92		
	80 E 800 411 240000 740					80.92		
230	STETSONVILLE ELEM CA, Wal-Mart #3643, Medford, WI, 54451, US,					207.03		
	80 E 800 411 240000 740					207.03		
240	STETSONVILLE ELEM CA, Usps Po 5678801063, Stetsonville, WI, 54480, US,					3.80		
	10 E 800 353 260000 000					3.80		
250	STETSONVILLE ELEM CA, Subway 7622, 7157486400, WI, 54451, US,					92.49		
	10 E 101 415 240000 000					92.49		
260	STETSONVILLE ELEM CA, Wal-Mart #3643, Medford, WI, 54451, US,					78.23		
	80 E 800 411 240000 740					78.23		
270	STETSONVILLE ELEM CA, Hacienda, Owen, WI, 54460, US,					89.68		
	10 E 101 415 240000 000					89.68		
280	STETSONVILLE ELEM CA, Wal-Mart #3643, Medford, WI, 54451, US,					8.40		
	10 E 101 415 240000 000					8.40		
290	JOSEPH GREGET, Ncs Ged Exam, 800-511-3478, MN, 55437, US,					405.00		
	80 E 800 411 310000 735					405.00		
300	JOSEPH GREGET, Awl Pearson Education, Prsoncs.Com, NJ, 07458, US,					130.00		
	10 E 800 490 215000 297					130.00		
310	JOSEPH GREGET, Otc Brands Inc, Omaha, NE, 68137, US,					63.25		
	10 E 800 411 221200 297					63.25		
320	JOSEPH GREGET, New Readers Press, 315-2142578, NY, 13204, US,					86.00		
	80 E 800 411 310000 735					86.00		
330	JOSEPH GREGET, Amzn Mktp US Qv6518q63, Amzn.Com/Bill, WA, 98109, US,					84.20		
	10 E 800 411 221200 297					84.20		
340	SU ANN SCHOEDER, Wal-Mart #3643, Medford, WI, 54451, US,					65.84		
	10 E 101 415 240000 000					65.84		
350	SU ANN SCHOEDER, Wm Supercenter #3643, Medford, WI, 54451, US,					75.69		
	10 E 101 415 240000 000					75.69		
360	MAPSDDO, Labor Law Compliance C, 800-8010597, TX, 77389, US,					161.73		









Vendor	Purch Vendor	Purchasing Name	PO Number	Proj/Grant	Type	Invoice Nbr	Accrual	Amount
Line	Description					Amount		
Account						Amount		
Invoice Number BMOFEB202100000 continued								
BMO FINA000					YDA	BMOFEB202100000	A/P-ACCR	65,575.70
890	Charlie Heckel	3088, Bookshark, Llc.,	3037308193, CO,	80122, US,				841.97
	99 E 600 470 110000 360							841.97
900	Charlie Heckel	3088, Bookshark, Llc.,	3037308193, CO,	80122, US,				141.00
	99 E 600 470 110000 360							141.00
910	Charlie Heckel	3088, Florida Virtual School,	4079261099, FL,	32835, US,				41.20
	99 E 600 470 221200 360							41.20
920	Charlie Heckel	3088, Bookshark, Llc.,	3037308193, CO,	80122, US,				843.99
	99 E 600 470 110000 360							843.99
930	Charlie Heckel	3088, Bookshark, Llc.,	3037308193, CO,	80122, US,				116.00
	99 E 600 470 110000 360							116.00
940	Charlie Heckel	3088, Bookshark, Llc.,	3037308193, CO,	80122, US,				81.79
	99 E 600 470 110000 360							81.79
950	Charlie Heckel	3088, Bookshark, Llc.,	3037308193, CO,	80122, US,				804.00
	99 E 600 470 110000 360							804.00
960	Charlie Heckel	3088, Bookshark, Llc.,	3037308193, CO,	80122, US,				91.00
	99 E 600 470 110000 360							91.00
970	Charlie Heckel	3088, Bookshark, Llc.,	3037308193, CO,	80122, US,				627.48
	99 E 600 470 110000 360							627.48
980	Charlie Heckel	3088, Bookshark, Llc.,	3037308193, CO,	80122, US,				57.80
	99 E 600 470 110000 360							57.80
990	Charlie Heckel	3088, Bookshark, Llc.,	3037308193, CO,	80122, US,				35.90
	99 E 600 470 110000 360							35.90
1000	Charlie Heckel	3088, Bookshark, Llc.,	3037308193, CO,	80122, US,				92.00
	99 E 600 470 110000 360							92.00
1010	Charlie Heckel	3088, Bookshark, Llc.,	3037308193, CO,	80122, US,				44.95
	99 E 600 470 110000 360							44.95
1020	Charlie Heckel	3088, Bookshark, Llc.,	3037308193, CO,	80122, US,				91.00
	99 E 600 470 110000 360							91.00
1030	Charlie Heckel	3088, Wi Dfi Ws2 Cfi Cc Epay,	608-2617222, WI,	53705-9100,				10.00
	99 E 600 940 221200 360							10.00
1040	Charlie Heckel	3088, Sp Mhs: Multi-Health,	Toronto, ON,	M2H 3R6, CA,				85.00
	99 E 600 411 221200 360							85.00
1050	Charlie Heckel	3088, Scholastic, Inc.,	573-632-1834, MO,	65101, US,				75.00
	99 E 600 470 110000 360							75.00
1060	Charlie Heckel	3088, Savvas Learning,	844-330-1119, NJ,	07652, US,				3,809.59

<u>Vendor</u>	<u>Purch Vendor</u>	<u>Purchasing Name</u>	<u>PO Number</u>	<u>Proj/Grant</u>	<u>Type</u>	<u>Invoice Nbr</u>	<u>Accrual</u>	<u>Amount</u>
<u>Line</u>	<u>Description</u>					<u>Amount</u>		
<u>Account</u>			<u>Amount</u>					
Invoice Number BMOFEB202100000 continued								
BMO FINA000					YDA	BMOFEB202100000	A/P-ACCR	65,575.70
99 E 600 470 110000 360			3,809.59					
1070	Charlie Heckel 3088,	Savvas Learning, 844-330-1119, NJ, 07652, US,				4,301.15		
99 E 600 470 110000 360			4,301.15					
1080	Charlie Heckel 3088,	Usps.Com Postal Store, 800-782-6724, MO, 64161, US,				241.80		
99 E 600 353 221200 360			241.80					
1090	Charlie Heckel 3088,	Birchwood Lodge, Sister Bay, WI, 54234, US,				52.50		
99 E 600 342 221200 360			52.50					
1100	Charlie Heckel 3088,	Bookshark, Llc., 3037308193, CO, 80122, US,				91.00		
99 E 600 470 110000 360			91.00					
1110	Charlie Heckel 3088,	Bookshark, Llc., 3037308193, CO, 80122, US,				116.00		
99 E 600 470 110000 360			116.00					
1120	Charlie Heckel 3088,	Bookshark, Llc., 3037308193, CO, 80122, US,				91.00		
99 E 600 470 110000 360			91.00					
1130	Charlie Heckel 3088,	Bookshark, Llc., 3037308193, CO, 80122, US,				91.00		
99 E 600 470 110000 360			91.00					
1140	Charlie Heckel 3088,	Bookshark, Llc., 3037308193, CO, 80122, US,				91.00		
99 E 600 470 110000 360			91.00					
1150	Charlie Heckel 3088,	Bookshark, Llc., 3037308193, CO, 80122, US,				83.00		
99 E 600 470 110000 360			83.00					
1160	Charlie Heckel 3088,	Writeshop, 9099895576, CA, 91710, US,				102.50		
99 E 600 470 110000 360			102.50					
1170	Charlie Heckel 3088,	Florida Virtual School, 4079261099, FL, 32835, US,				51.50		
99 E 600 470 221200 360			51.50					
1180	Charlie Heckel 3088,	Awl Pearson Education, Prsoncs.Com, NJ, 07458, US,				295.00		
99 E 600 411 221200 360			295.00					
1190	Charlie Heckel 3088,	Sp Mhs: Multi-Health, Toronto, ON, M2H 3R6, CA,				85.00		
99 E 600 411 221200 360			85.00					
1200	Charlie Heckel 3088,	Florida Virtual School, 4079261099, FL, 32835, US,				51.50		
99 E 600 470 221200 360			51.50					
1210	Charlie Heckel 3088,	Epiphany Curriculum, Linton, ND, 58552, US,				4.50		
99 E 600 470 110000 360			4.50					
1220	Charlie Heckel 3088,	Epiphany Curriculum, Linton, ND, 58552, US,				37.38		
99 E 600 470 110000 360			37.38					
1230	Charlie Heckel 3088,	Epiphany Curriculum, Linton, ND, 58552, US,				23.00		
99 E 600 470 110000 360			23.00					

Vendor	Purch Vendor	Purchasing Name	PO Number	Proj/Grant	Type	Invoice Nbr	Accrual	Amount
Line	Description					Amount		
Account						Amount		
Invoice Number BMOFEB202100000 continued								
BMO FINA000					YDA	BMOFEB202100000	A/P-ACCR	65,575.70
1240	Charlie Heckel	3088, Bookshark, Llc.,	3037308193, CO,	80122, US,				154.50
	99 E 600 470 110000 360							154.50
1250	Charlie Heckel	3088, Etsy.Com - Rchgifts, Brooklyn, NY,	11201, US,					341.56
	99 E 600 411 221200 360							341.56
1260	Charlie Heckel	3088, Bookshark, Llc.,	3037308193, CO,	80122, US,				98.99
	99 E 600 470 110000 360							98.99
1270	Charlie Heckel	3088, Bookshark, Llc.,	3037308193, CO,	80122, US,				140.99
	99 E 600 470 110000 360							140.99
1280	Charlie Heckel	3088, Bookshark, Llc.,	3037308193, CO,	80122, US,				45.99
	99 E 600 470 110000 360							45.99
1290	Charlie Heckel	3088, Bookshark, Llc.,	3037308193, CO,	80122, US,				91.00
	99 E 600 470 110000 360							91.00
1300	Charlie Heckel	3088, Bookshark, Llc.,	3037308193, CO,	80122, US,				91.00
	99 E 600 470 110000 360							91.00
1310	Charlie Heckel	3088, Bookshark, Llc.,	3037308193, CO,	80122, US,				387.63
	99 E 600 470 110000 360							387.63
1320	Charlie Heckel	3088, Bookshark, Llc.,	3037308193, CO,	80122, US,				387.63
	99 E 600 470 110000 360							387.63
1330	Charlie Heckel	3088, Cobblestone Wi Rapids,	7154243444, WI,	54494, US,				30.00
	27 E 600 328 255400 019							30.00
1340	Charlie Heckel	3088, Bookshark, Llc.,	3037308193, CO,	80122, US,				809.97
	99 E 600 470 110000 360							809.97
1350	Charlie Heckel	3088, Bookshark, Llc.,	3037308193, CO,	80122, US,				574.99
	99 E 600 470 110000 360							574.99
1360	Charlie Heckel	3088, Usps.Com Postal Store,	800-782-6724, MO,	64161, US,				3,751.80
	99 E 600 353 221200 360							3,751.80
1370	Charlie Heckel	3088, Bookshark, Llc.,	3037308193, CO,	80122, US,				91.00
	99 E 600 470 110000 360							91.00
1380	Charlie Heckel	3088, Bookshark, Llc.,	3037308193, CO,	80122, US,				97.00
	99 E 600 470 110000 360							97.00
1390	Charlie Heckel	3088, Bookshark, Llc.,	3037308193, CO,	80122, US,				49.99
	99 E 600 470 110000 360							49.99
1400	Charlie Heckel	3088, Comfort Suites Will14,	Delavan, WI,	53115, US,				250.00
	27 E 600 328 255400 019							250.00
1410	Charlie Heckel	3088, Comfort Suites Will14,	Delavan, WI,	53115, US,				84.00



Vendor	Purch Vendor	Purchasing Name	PO Number	Proj/Grant	Type	Invoice Nbr	Accrual	Amount
Line	Description					Amount		
	Account							Amount
Invoice Number BMOFEB202100000 continued								
BMO FINA000					YDA	BMOFEB202100000	A/P-ACCR	65,575.70
1590	Sara Holewinski 3484,	Amazon.Com C79sg59f3,	Amzn.Com/Bill,	WA,	98109, US,	1,042.19		
	99 E 600 439 110000 360					1,042.19		
1600	Sara Holewinski 3484,	Amazon.Com Lx63t3e53,	Amzn.Com/Bill,	WA,	98109, US,	151.81		
	99 E 600 439 110000 360					151.81		
1610	Sara Holewinski 3484,	Squarespace Inc.,	New York, NY,	10014,	US,	216.00		
	99 E 600 360 295000 360					216.00		
1620	Sara Holewinski 3484,	Amazon.Com Ax2su7rl3,	Amzn.Com/Bill,	WA,	98109, US,	1,725.00		
	99 E 600 411 219000 360					1,725.00		
1630	Sara Holewinski 3484,	Onstar Data Plan - At&	, 8884667827,	TX,	75202, US,	25.00		
	99 E 600 358 221200 360					25.00		
1640	Sara Holewinski 3484,	Amzn Mktpl US We2rb7nm3,	Amzn.Com/Bill,	WA,	98109, U	15.98		
	99 E 600 411 110000 360					15.98		
1650	Sara Holewinski 3484,	Amzn Mktpl US Ng9c99jl3,	Amzn.Com/Bill,	WA,	98109, U	5.99		
	99 E 600 411 110000 360					5.99		
1660	Sara Holewinski 3484,	Amazon.Com Pv49l4d33,	Amzn.Com/Bill,	WA,	98109, US,	124.88		
	99 E 600 439 110000 360					124.88		
1670	Sara Holewinski 3484,	Amazon.Com Oj8nv4zv3,	Amzn.Com/Bill,	WA,	98109, US,	599.75		
	99 E 600 411 110000 360					599.75		
1680	Sara Holewinski 3484,	Amazon.Com Qf8fe80s3,	Amzn.Com/Bill,	WA,	98109, US,	36.42		
	99 E 600 411 110000 360					36.42		
1690	Sara Holewinski 3484,	Amazon.Com 4c6go8zk3 A,	Amzn.Com/Bill,	WA,	98109, U	551.77		
	99 E 600 411 219000 360					551.77		
1700	Sara Holewinski 3484,	Amzn Mktpl US Ik2om6ie3,	Amzn.Com/Bill,	WA,	98109, U	95.94		
	99 E 600 411 110000 360					95.94		
1710	Sara Holewinski 3484,	Mailchimp, Atlanta,	GA,	30308,	US,	30.99		
	99 E 600 360 295000 360					30.99		
1720	Sara Holewinski 3484,	Amzn Mktpl US Ez1li4073,	Amzn.Com/Bill,	WA,	98109, U	1,542.46		
	99 E 600 411 219000 360					1,542.46		
1730	Sara Holewinski 3484,	Amzn Mktpl US Bh0cr3ld3,	Amzn.Com/Bill,	WA,	98109, U	419.50		
	99 E 600 411 219000 360					419.50		
1740	Sara Holewinski 3484,	Amzn Mktpl US Wj46r3ps3,	Amzn.Com/Bill,	WA,	98109, U	69.90		
	99 E 600 411 221200 360					69.90		
1750	Sara Holewinski 3484,	Kenosha Pub Museum,	2626534140,	WI,	53140, US,	225.00		
	99 E 600 940 110000 360					225.00		
1760	Sara Holewinski 3484,	Amzn Mktpl US Xg7m5le63,	Amzn.Com/Bill,	WA,	98109, U	19.52		





Vendor	Purch Vendor	Purchasing Name	PO Number	Proj/Grant	Type	Invoice Nbr	Accrual	Amount
Line	Description					Amount		
	Account							Amount
Invoice Number BMOFEB202100000 continued								
BMO FINA000					YDA	BMOFEB202100000	A/P-ACCR	65,575.70
1940	Sara Holewinski 3484,	Wm Supercenter #3643, Medford, WI, 54451, US,				75.50		
	99 E 600 411 110000 360					75.50		
1950	Sara Holewinski 3484,	Wm Supercenter #3643, Medford, WI, 54451, US,				75.50		
	99 E 600 411 110000 360					75.50		
1960	Sara Holewinski 3484,	Wal-Mart #3643, Medford, WI, 54451, US,				75.50		
	99 E 600 411 110000 360					75.50		
1970	Sara Holewinski 3484,	Sq Reset: Professiona, Gosq.Com, WI, 53532, US,				80.00		
	99 E 600 940 110000 360					80.00		
1980	Sara Holewinski 3484,	Amazon.Com Ib37q19p3 A, Amzn.Com/Bill, WA, 98109, U				94.75		
	99 E 600 439 219000 360					94.75		
1990	Sara Holewinski 3484,	Amazon.Com Wb2hy9993, Amzn.Com/Bill, WA, 98109, US,				179.19		
	99 E 600 439 219000 360					179.19		
2000	Sara Holewinski 3484,	Amazon.Com Ra3rn6be3 A, Amzn.Com/Bill, WA, 98109, U				204.40		
	99 E 600 439 219000 360					204.40		
2010	Sara Holewinski 3484,	Amazon.Com Ai8hb4343, Amzn.Com/Bill, WA, 98109, US,				224.46		
	99 E 600 439 219000 360					224.46		
2020	Sara Holewinski 3484,	Amzn Mktp US 9d9op58o3, Amzn.Com/Bill, WA, 98109, U				77.92		
	99 E 600 439 219000 360					77.92		
2030	Sara Holewinski 3484,	Sq Fifth Day Farm, Gosq.Com, GA, 31601, US,				75.00		
	99 E 600 940 110000 360					75.00		
2040	Sara Holewinski 3484,	Gearheartindustry, 4045008222, GA, 30083, US,				189.09		
	99 E 600 411 221200 360					189.09		
2050	Sara Holewinski 3484,	Amazon.Com W47089p83, Amzn.Com/Bill, WA, 98109, US,				360.96		
	99 E 600 439 219000 360					360.96		
2060	Sara Holewinski 3484,	Amazon.Com B52q03fx3, Amzn.Com/Bill, WA, 98109, US,				49.90		
	99 E 600 439 219000 360					49.90		
2070	Sara Holewinski 3484,	Amazon.Com Tt4vy8uc3, Amzn.Com/Bill, WA, 98109, US,				556.03		
	99 E 600 439 110000 360					556.03		
2080	Sara Holewinski 3484,	Amazon.Com L57lj2393 A, Amzn.Com/Bill, WA, 98109, U				51.92		
	99 E 600 439 219000 360					51.92		
2090	Sara Holewinski 3484,	Amazon.Com P54wo4i13, Amzn.Com/Bill, WA, 98109, US,				199.75		
	99 E 600 439 219000 360					199.75		
2100	Sara Holewinski 3484,	Amazon.Com 627555ta3 A, Amzn.Com/Bill, WA, 98109, U				479.00		
	99 E 600 439 110000 360					479.00		
2110	Sara Holewinski 3484,	Titanic Tt Oa, Pigeon Forge, TN, 37863, US,				200.00		

Vendor	Purch Vendor	Purchasing Name	PO Number	Proj/Grant	Type	Invoice Nbr	Accrual	Amount
Line	Description					Amount		
	Account							Amount
Invoice Number BMOFEB202100000 continued								
BMO FINA000					YDA	BMOFEB202100000	A/P-ACCR	65,575.70
	99 E 600 940 110000 360			200.00				
2120	Sara Holewinski 3484, Paypal Denimtian, 4029357733, CA, 95131, US,					180.00		
	99 E 600 940 110000 360			180.00				
2130	Sara Holewinski 3484, Amazon.Com T45m76vw3, Amzn.Com/Bill, WA, 98109, US,					30.10		
	99 E 600 411 221200 360			30.10				
2140	Sara Holewinski 3484, Amazon.Com T45m76vw3, Amzn.Com/Bill, WA, 98109, US,					112.56		
	99 E 600 439 219000 360			112.56				
2150	Sara Holewinski 3484, Onstar, 888-4onstar, MI, 48243, US,					36.91		
	99 E 600 358 221200 360			36.91				
2160	Sara Holewinski 3484, Amzn Mktp US Tu59i5f73, Amzn.Com/Bill, WA, 98109, U					187.51		
	99 E 600 411 221200 360			187.51				
2170	Sara Holewinski 3484, Paypal Cuttingboar, 4029357733, CA, 95131, US,					2,100.00		
	99 E 600 411 221200 360			2,100.00				
2180	Sara Holewinski 3484, Pp Johncollins, 4029352244, CA, 94965, US,					500.00		
	99 E 600 940 110000 360			500.00				
2190	Sara Holewinski 3484, Medford Ace Hardware, Medford, WI, 54451, US,					25.21		
	99 E 600 411 221200 360			25.21				
2200	Dave Makovsky 0558, McMaster-Carr, 630-834-9600, IL, 60126, US,					731.84		
	10 E 400 411 253000 000			731.84				
2210	Dave Makovsky 0558, McMaster-Carr, 630-834-9600, IL, 60126, US,					183.82		
	10 E 400 411 253000 000			183.82				
2220	Dave Makovsky 0558, The Webstaurant Store, 717-392-7974, PA, 17602, US,					674.36		
	21 E 800 440 219000 173			674.36				
2230	Dave Makovsky 0558, Decker Equipment, 800-7624899, MI, 48768, US,					69.30		
	10 E 400 411 253000 000			69.30				
2240	Dave Makovsky 0558, Amzn Mktp US At4907ru3, Amzn.Com/Bill, WA, 98109, US,					97.49		
	10 E 400 411 253000 000			97.49				
2250	Dave Makovsky 0558, Verizon-Victra Wi Medf, Medford, WI, 54451, US,					58.00		
	10 E 800 411 253000 000			58.00				
2260	Dave Makovsky 0558, Homedepot.Com, 800-430-3376, GA, 303390000, US,					145.01		
	10 E 400 440 253000 000			145.01				
2270	MAES2020, Teacherspayteachers.Co, 6465880910, NY, 10003, US,					79.11		
	10 E 100 411 110000 000			79.11				
2280	MAES2020, Wm Supercenter #3643, Medford, WI, 54451, US,					58.57		
	10 E 100 411 213000 000			58.57				

Vendor	Purch Vendor	Purchasing Name	PO Number	Proj/Grant	Type	Invoice Nbr	Accrual	Amount
Line	Description						Amount	
Account							Amount	
Invoice Number BMOFEB202100000 continued								
BMO FINA000					YDA	BMOFEB202100000	A/P-ACCR	65,575.70
2290	MAES2020,	Walmart.Com Av, 8009666546, AR, 72716, US,						97.26
	10 E 100 411 213000 000							97.26
2300	MAES2020,	Pizza Hut 013263, Abbotsford, WI, 54405, US,						251.01
	10 E 100 411 240000 000							251.01
2310	MAES2020,	Salempwr.Com, Plymouth, MI, 48170, US,						14.83
	10 E 100 411 254000 000							14.83
2320	MAES2020,	Wal-Mart #3643, Medford, WI, 54451, US,						95.11
	10 E 100 411 213000 000							95.11
2330	MAES2020,	Wm Supercenter #3643, Medford, WI, 54451, US,						51.77
	10 E 100 411 213000 000							51.77
2340	MAES2020,	Wm Supercenter #3643, Medford, WI, 54451, US,						170.97
	10 E 100 411 213000 000							170.97
2350	MAES2020,	Culvers Of Medford, Medford, WI, 54451, US,						14.22
	10 E 100 411 213000 000							14.22
2360	MAES2020,	O-Reps, 8882895911, WA, 98368, US,						140.79
	50 E 800 411 257000 000							140.79
2370	MAES2020,	V-Belt Guys, 6053321417, SD, 57104, US,						21.46
	10 E 100 411 254000 000							21.46
2380	MAES2020,	Wal-Mart #3643, Medford, WI, 54451, US,						15.32
	10 E 100 411 213000 000							15.32
2390	MAES2020,	Makemathmoments.Com, Belle River, ON, NOR1A0, CA,						39.00
	10 E 800 940 221300 000							39.00
2400	MAES2020,	Teacherspayteachers.Co, 6465880910, NY, 10003, US,						53.85
	10 E 100 360 110000 000							53.85
2410	MAES2020,	Wal-Mart #3643, Medford, WI, 54451, US,						87.47
	10 E 100 411 213000 000							87.47
2420	MAES2020,	Circle Of Faith Inc, Medford, WI, 54451, US,						14.75
	10 E 100 411 213000 000							14.75
2430	MAMS - 0827,	Wal-Mart #3643, Medford, WI, 54451, US,						47.40
	10 E 200 411 135000 000							47.40
2440	MAMS - 0827,	Usps Po 5652500887, Medford, WI, 54451, US,						60.00
	10 E 800 353 260000 000							60.00
2450	MAMS - 0827,	Amzn Mktp US Dg2096qp3, Amzn.Com/Bill, WA, 98109, US,						41.98
	10 E 200 411 240000 000							41.98
2460	MAMS - 0827,	Usps Po 5652500887, Medford, WI, 54451, US,						7.50



Vendor	Purch Vendor	Purchasing Name	PO Number	Proj/Grant	Type	Invoice Nbr	Accrual	Amount
Line	Description					Amount		
	Account							Amount
Invoice Number BMOFEB202100000 continued								
BMO FINA000					YDA	BMOFEB202100000	A/P-ACCR	65,575.70
2640	MASH-6757, Amzn Mktp US Lo7td4h23, Amzn.Com/Bill, WA, 98109, US,					74.33		
	10 E 400 470 135000 000					74.33		
2650	MASH-6757, Wal-Mart #3643, Medford, WI, 54451, US,					20.18		
	27 E 800 411 158700 341					20.18		
2660	MASH-6757, Amzn Mktp US N07np1bv3, Amzn.Com/Bill, WA, 98109, US,					15.99		
	10 E 400 411 121000 000					15.99		
2670	MASH-6757, Wal-Mart #3643, Medford, WI, 54451, US,					186.06		
	21 E 400 411 240000 411					186.06		
2680	MASH-6757, Amzn Mktp US 9p4ez6w63, Amzn.Com/Bill, WA, 98109, US,					30.98		
	10 E 400 420 125400 000					30.98		
2690	MASH-6757, Amzn Mktp US Sy0827om3, Amzn.Com/Bill, WA, 98109, US,					1,297.16		
	10 E 400 411 121000 000					1,297.16		
2700	MASH-6757, Amzn Mktp US 916eu1913, Amzn.Com/Bill, WA, 98109, US,					28.99		
	10 E 400 411 121000 000					28.99		
2710	MASH-6757, Music Theatre Intl, 800-889-7242, NY, 10019, US,					1,570.00		
	10 E 400 940 122600 000					1,570.00		
2720	MASH-6757, Amazon.Com Tv8eylwx3, Amzn.Com/Bill, WA, 98109, US,					93.24		
	10 E 400 420 125400 000					93.24		
2730	MASH-6757, Amzn Mktp US We4qi2y43, Amzn.Com/Bill, WA, 98109, US,					115.96		
	10 E 400 420 125400 000					115.96		
2740	MASH-6757, Pitsco Inc, 6202310000, KS, 66762, US,					38.50		
	10 E 400 411 136000 000					38.50		
2750	MASH-6757, Amzn Mktp US D176m5513, Amzn.Com/Bill, WA, 98109, US,					514.78		
	10 E 400 420 125400 000					514.78		
2760	MASH-6757, Amzn Mktp US Ic5zt31c3, Amzn.Com/Bill, WA, 98109, US,					539.92		
	10 E 400 411 121000 000					539.92		
2770	MASH-6757, Amzn Mktp US W76qq48h3, Amzn.Com/Bill, WA, 98109, US,					35.98		
	10 E 400 411 136000 000					35.98		
2780	MASH-6757, Wm Supercenter #3643, Medford, WI, 54451, US,					251.47		
	10 E 800 411 135000 400					251.47		
2790	MASH-6757, Samsclub.Com, 888-746-7726, AR, 72712, US,					320.82		
	21 E 400 411 240000 411					320.82		
2800	MASH-6757, Samsclub.Com, 888-746-7726, AR, 72712, US,					268.36		
	21 E 400 411 240000 411					268.36		
2810	MASH-6757, Wm Supercenter #3643, Medford, WI, 54451, US,					26.88		

Vendor	Purch Vendor	Purchasing Name	PO Number	Proj/Grant	Type	Invoice Nbr	Accrual	Amount
Line	Description					Amount		
	Account							Amount
Invoice Number BMOFEB202100000 continued								
BMO FINA000					YDA	BMOFEB202100000	A/P-ACCR	65,575.70
	27 E 800 411 158700 341							26.88
2820	MASH-6757, Wal-Mart #3643, Medford, WI, 54451, US,							41.20
	21 E 400 411 240000 411							41.20
2830	MASH-6757, Amzn Mktp US Wr9gm4r13, Amzn.Com/Bill, WA, 98109, US,							24.28
	10 E 400 411 136000 000							24.28
2840	MASH-6757, Amzn Mktp US J71nn0uv3, Amzn.Com/Bill, WA, 98109, US,							110.98
	10 E 400 411 136000 000							110.98
2850	MASH-6757, Amzn Mktp US H318l9bz3, Amzn.Com/Bill, WA, 98109, US,							73.20
	10 E 400 420 125400 000							73.20
2860	MASH-6757, Amzn Mktp US If0t32593, Amzn.Com/Bill, WA, 98109, US,							35.89
	10 E 400 420 125400 000							35.89
2870	MASH-6757, Wal-Mart #3643, Medford, WI, 54451, US,							97.56
	10 E 400 411 240000 000							97.56
2880	MASH-6757, Amzn Mktp US Xo4zs33j3, Amzn.Com/Bill, WA, 98109, US,							29.98
	10 E 400 411 125500 000							29.98
2890	MASH-6757, Nasn, 866-6276767, MD, 20910, US,							160.00
	10 E 400 940 214000 000							160.00
2900	MASH-6757, Wal-Mart #3643, Medford, WI, 54451, US,							447.52
	21 E 400 411 240000 411							447.52
2910	MASH-6757, Wal-Mart #3643, Medford, WI, 54451, US,							8.64
	27 E 800 411 158700 341							8.64
2920	MASH-6757, Usps Po 5652500887, Medford, WI, 54451, US,							2.60
	10 E 800 353 260000 000							2.60
2930	MASH-6757, Usu Agclassroomstore, 4357970765, UT, 84322, US,							48.11
	10 E 400 411 126000 000							48.11
TOTAL INVOICES CREATED =====> 1						TOTAL AMOUNT OF INVOICES =====>		65,575.70

Invoice Parameters:

Invoice Date: 02/23/2021 Due Date: 02/23/2021 Batch: 0001 Bank: BNK0 Check Type: Wire Transfer

\*\*\*\*\* End of report \*\*\*\*\*

							Beginning	February 2020-21	February 2020-21	2020-21	2020-21	Ending
Fd	T	Loc	Obj	Func	Prj		Balance	Debits	Credits	FY Debits	FY Credits	Balance
10	A	000	000	711100	000	CASH ON DEPOSIT//GENERAL FUND	1,217,191.23	5,488,722.57	3,074,294.85	35,000,454.05	26,838,073.17	9,535,974.52
21	A	000	000	711100	000	CASH ON DEPOSIT//GIFT FUND	86,318.87	10,317.16	7,727.79	143,700.72	97,150.93	133,524.97
27	A	000	000	711100	000	CASH ON DEPOSIT//SPECIAL EDUCA	-3,401,759.74	162,496.35	642,810.60	982,708.18	4,386,804.38	-6,773,397.30
38	A	000	000	711100	000	CASH ON DEPOSIT//Non-Referendu	405,705.03	0.00	0.00	80,000.00	80,000.00	405,705.03
39	A	000	000	711100	000	CASH ON DEPOSIT//REFERENDUM AP	1,862,936.30	0.00	0.00	1,286,000.00	0.00	3,148,936.30
50	A	000	000	711100	000	CASH ON DEPOSIT//FOOD SERVICE	-1,350,238.71	71,436.69	245,344.48	105,895.23	925,948.27	-2,170,129.25
72	A	000	000	711100	000	CASH ON DEPOSIT//PRIVATE PURPO	86,192.19	17,908.56	4,550.00	33,208.56	38,042.84	81,357.91
80	A	000	000	711100	000	CASH ON DEPOSIT//COMMUNITY SER	159,481.91	2,085.32	64,804.91	269,404.70	202,940.11	227,891.77
99	A	000	000	711100	000	CASH ON DEPOSIT//OTHER PKG/COO	85,747.01	90,961.84	682,419.99	1,353,687.57	6,093,763.78	-4,575,875.46
21	A	000	000	711106	000	CASH ON DEPOSIT - MAES//GIFT F	65,196.90	0.00	0.00	0.00	0.00	65,196.90
21	A	000	000	711107	000	CASH ON DEPOSIT - SES//GIFT FU	2,841.60	0.00	0.00	0.00	0.00	2,841.60
21	A	000	000	711108	000	CASH ON DEPOSIT - MAMS//GIFT F	4,836.24	0.00	0.00	0.00	0.00	4,836.24
21	A	000	000	711109	000	CASH ON DEPOSIT - MASH//GIFT F	400.00	0.00	0.00	0.00	0.00	400.00
XX	A	---	---	71110-	---		-775,151.17	5,843,928.49	4,721,952.62	39,255,059.01	38,662,723.48	87,263.23
46	A	000	000	711146	000	FUND 46//LONG TERM CAP IMP TRU	5,005.34	15,000.92	0.00	15,028.86	0.00	20,034.20
XX	A	---	---	71114-	---		5,005.34	15,000.92	0.00	15,028.86	0.00	20,034.20
10	A	000	000	711150	000	CASH ON HAND - FOOD SERVICE//G	2,881.53	68.97	420.32	618.52	1,483.77	2,016.28
50	A	000	000	711150	000	CASH ON HAND - FOOD SERVICE//F	53,949.95	5,042.81	0.00	52,932.24	109,981.98	-3,099.79
80	A	000	000	711150	000	CASH ON HAND - FOOD SERVICE//C	20,869.25	3,259.50	0.00	21,151.75	0.00	42,021.00
XX	A	---	---	71115-	---		77,700.73	8,371.28	420.32	74,702.51	111,465.75	40,937.49
XX	A	---	---	7111--	---		-692,445.10	5,867,300.69	4,722,372.94	39,344,790.38	38,774,189.23	148,234.92
10	A	000	000	711210	000	PETTY CASH//GENERAL FUND	165.00	0.00	0.00	800.00	800.00	165.00
XX	A	---	---	71121-	---		165.00	0.00	0.00	800.00	800.00	165.00
XX	A	---	---	7112--	---		165.00	0.00	0.00	800.00	800.00	165.00
73	A	000	000	712000	000	INVESTMENTS//FIDUCIARY FUND	2,826,380.21	0.00	0.00	162,034.00	62,034.00	2,926,380.21
XX	A	---	---	71200-	---		2,826,380.21	0.00	0.00	162,034.00	62,034.00	2,926,380.21
XX	A	---	---	7120--	---		2,826,380.21	0.00	0.00	162,034.00	62,034.00	2,926,380.21
10	A	000	000	712200	000	STATE INVESTMENT POOL//GENERAL	1,061.89	0.06	0.00	0.79	0.00	1,062.68
XX	A	---	---	71220-	---		1,061.89	0.06	0.00	0.79	0.00	1,062.68
XX	A	---	---	7122--	---		1,061.89	0.06	0.00	0.79	0.00	1,062.68
10	A	000	000	712400	000	REPURCHASE AGREEMENT//GENERAL	1,425,143.68	221,944.40	2,350,000.00	14,973,935.74	20,000,015.00	-5,100,935.58
27	A	000	000	712400	000	REPURCHASE AGREEMENT//SPECIAL	3,321,848.09	219,739.87	0.00	1,092,235.87	0.00	4,414,083.96
38	A	000	000	712400	000	REPURCHASE AGREEMENT//Non-Refere	-360,105.00	0.00	0.00	0.00	0.00	-360,105.00
39	A	000	000	712400	000	REPURCHASE AGREEMENT//REFEREND	-934,800.00	0.00	0.00	0.00	25,100.00	-959,900.00
50	A	000	000	712400	000	REPURCHASE AGREEMENT//FOOD SER	1,620,586.67	111,897.19	0.00	1,006,050.39	1,481.49	2,625,155.57
XX	A	---	---	71240-	---		5,072,673.44	553,581.46	2,350,000.00	17,072,222.00	20,026,596.49	618,298.95
XX	A	---	---	7124--	---		5,072,673.44	553,581.46	2,350,000.00	17,072,222.00	20,026,596.49	618,298.95
10	A	000	000	713100	000	TAXES RECEIVABLE//GENERAL FUND	2,456,830.00	0.00	0.00	0.00	2,456,830.00	0.00
XX	A	---	---	71310-	---		2,456,830.00	0.00	0.00	0.00	2,456,830.00	0.00
XX	A	---	---	7131--	---		2,456,830.00	0.00	0.00	0.00	2,456,830.00	0.00



							Beginning	February 2020-21	February 2020-21	2020-21	2020-21	Ending
Fd	T	Loc	Obj	Func	Prj		Balance	Debits	Credits	FY Debits	FY Credits	Balance
10	A	000	000	713200	000	ACCOUNTS RECEIVABLE//GENERAL F	30,853.53	0.00	0.00	0.00	30,853.53	0.00
27	A	000	000	713200	000	ACCOUNTS RECEIVABLE//SPECIAL E	21,550.67	0.00	0.00	0.00	21,550.67	0.00
73	A	000	000	713200	000	ACCOUNTS RECEIVABLE//FIDUCIARY	162,034.00	0.00	0.00	0.00	162,034.00	0.00
99	A	000	000	713200	000	ACCOUNTS RECEIVABLE//OTHER PKG	1,260.00	0.00	0.00	0.00	1,260.00	0.00
XX	A	---	---	71320-	---		215,698.20	0.00	0.00	0.00	215,698.20	0.00
XX	A	---	---	7132--	---		215,698.20	0.00	0.00	0.00	215,698.20	0.00
10	A	000	000	714273	000	DUE FROM POST RETIREMENT TRUST	40,137.17	0.00	0.00	0.00	40,137.17	0.00
27	A	000	000	714273	000	DUE FROM POST RETIREMENT TRUST	12,857.30	0.00	0.00	0.00	12,857.30	0.00
99	A	000	000	714273	000	DUE FROM POST RETIREMENT TRUST	9,039.53	0.00	0.00	0.00	9,039.53	0.00
XX	A	---	---	71427-	---		62,034.00	0.00	0.00	0.00	62,034.00	0.00
XX	A	---	---	7142--	---		62,034.00	0.00	0.00	0.00	62,034.00	0.00
10	A	000	000	715420	000	DUE FROM CESA//GENERAL FUND	11,574.67	0.00	0.00	0.00	11,574.67	0.00
27	A	000	000	715420	000	DUE FROM CESA//SPECIAL EDUCATI	122,923.68	0.00	0.00	0.00	122,923.68	0.00
XX	A	---	---	71542-	---		134,498.35	0.00	0.00	0.00	134,498.35	0.00
XX	A	---	---	7154--	---		134,498.35	0.00	0.00	0.00	134,498.35	0.00
10	A	000	000	715500	000	DUE FROM STATE GOVERNMENT//GEN	408,764.00	0.00	0.00	0.00	408,764.00	0.00
XX	A	---	---	71550-	---		408,764.00	0.00	0.00	0.00	408,764.00	0.00
XX	A	---	---	7155--	---		408,764.00	0.00	0.00	0.00	408,764.00	0.00
10	A	000	000	715600	000	DUE FROM FEDERAL GOVERNMENT//G	240,525.59	0.00	0.00	0.00	240,525.59	0.00
27	A	000	000	715600	000	DUE FROM FEDERAL GOVERNMENT//S	54,188.69	0.00	0.00	0.00	54,188.69	0.00
50	A	000	000	715600	000	DUE FROM FEDERAL GOVERNMENT//F	153,004.59	0.00	111,897.19	899,151.07	902,493.57	149,662.09
XX	A	---	---	71560-	---		447,718.87	0.00	111,897.19	899,151.07	1,197,207.85	149,662.09
XX	A	---	---	7156--	---		447,718.87	0.00	111,897.19	899,151.07	1,197,207.85	149,662.09
50	A	000	000	811200	000	ACCOUNTS PAYABLE//FOOD SERVICE	0.00	67,796.19	67,796.19	67,796.19	67,796.19	0.00
XX	A	---	---	81120-	---		0.00	67,796.19	67,796.19	67,796.19	67,796.19	0.00
XX	A	---	---	8112--	---		0.00	67,796.19	67,796.19	67,796.19	67,796.19	0.00
50	A	000	000	816900	000	OTHER DEFERRED REVENUE//FOOD S	0.00	0.00	0.00	0.00	22.71	-22.71
XX	A	---	---	81690-	---		0.00	0.00	0.00	0.00	22.71	-22.71
XX	A	---	---	8169--	---		0.00	0.00	0.00	0.00	22.71	-22.71
10	L	000	000	811100	000	TEMPORARY NOTES PAYABLE//GENER	0.00	1,000,000.00	0.00	9,000,000.00	11,500,000.00	-1,000,000.00
XX	L	---	---	81110-	---		0.00	1,000,000.00	0.00	9,000,000.00	11,500,000.00	-1,000,000.00
XX	L	---	---	8111--	---		0.00	1,000,000.00	0.00	9,000,000.00	11,500,000.00	-1,000,000.00
10	L	000	000	811200	000	ACCOUNTS PAYABLE//GENERAL FUND	-35,865.39	1,739,668.85	1,739,668.85	14,084,656.12	14,048,790.73	0.00
21	L	000	000	811200	000	ACCOUNTS PAYABLE//GIFT FUND	-2,658.21	4,374.90	4,374.90	78,476.03	75,817.82	0.00
27	L	000	000	811200	000	ACCOUNTS PAYABLE//SPECIAL EDUC	-816.00	171,337.47	171,337.47	1,130,587.77	1,129,771.77	0.00
38	L	000	000	811200	000	ACCOUNTS PAYABLE//Non-Referend	0.00	0.00	0.00	80,000.00	80,000.00	0.00
50	L	000	000	811200	000	ACCOUNTS PAYABLE//FOOD SERVICE	-112,144.22	319,382.46	162,491.61	1,465,530.57	1,353,386.35	0.00
72	L	000	000	811200	000	ACCOUNTS PAYABLE//PRIVATE PURP	0.00	4,550.00	4,550.00	38,042.84	38,042.84	0.00
80	L	000	000	811200	000	ACCOUNTS PAYABLE//COMMUNITY SE	-45,505.09	50,630.35	50,630.35	172,082.98	126,577.89	0.00
99	L	000	000	811200	000	ACCOUNTS PAYABLE//OTHER PKG/CO	-6,344.31	281,283.47	281,283.47	2,608,712.03	2,602,367.72	0.00

Fd T Loc Obj Func Prj	Fd T Loc Obj Func Prj	Beginning Balance	February 2020-21 Debits	February 2020-21 Credits	2020-21 FY Debits	2020-21 FY Credits	Ending Balance
XX L --- --- 81120- ---		-203,333.22	2,571,227.50	2,414,336.65	19,658,088.34	19,454,755.12	0.00
XX L --- --- 8112-- ---		-203,333.22	2,571,227.50	2,414,336.65	19,658,088.34	19,454,755.12	0.00
10 L 000 000 811611 000	FICA//GENERAL FUND	-27,381.36	132,197.56	129,442.24	825,405.75	859,427.77	-61,403.38
27 L 000 000 811611 000	FICA//SPECIAL EDUCATION FUND	-6,135.46	49,198.54	46,706.06	305,253.30	321,224.80	-22,106.96
50 L 000 000 811611 000	FICA//FOOD SERVICE FUND	-338.80	1,714.88	1,433.82	9,706.09	9,949.41	-582.12
80 L 000 000 811611 000	FICA//COMMUNITY SERVICE FUND	-8.50	1,126.96	1,657.22	7,414.44	8,540.20	-1,134.26
99 L 000 000 811611 000	FICA//OTHER PKG/COOP PROGRAM F	-14,243.10	36,845.38	36,704.42	316,459.74	320,335.32	-18,118.68
10 L 000 000 811612 000	FEDERAL INCOME TAX//GENERAL FU	-10,759.46	64,813.01	63,736.17	402,413.36	422,832.59	-31,178.69
27 L 000 000 811612 000	FEDERAL INCOME TAX//SPECIAL ED	-3,308.99	21,168.84	20,427.62	136,517.61	142,975.07	-9,766.45
50 L 000 000 811612 000	FEDERAL INCOME TAX//FOOD SERVI	0.00	883.48	726.74	4,182.50	4,467.46	-284.96
80 L 000 000 811612 000	FEDERAL INCOME TAX//COMMUNITY	-5.13	111.36	391.84	1,548.79	1,916.89	-373.23
99 L 000 000 811612 000	FEDERAL INCOME TAX//OTHER PKG/	-6,932.65	17,477.97	17,456.65	151,523.71	153,212.15	-8,621.09
10 L 000 000 811613 000	STATE INCOME TAX//GENERAL FUND	-5,647.12	19,145.50	38,166.54	213,951.69	246,672.33	-38,367.76
27 L 000 000 811613 000	STATE INCOME TAX//SPECIAL EDUC	-1,601.21	6,639.30	12,754.20	75,317.12	86,411.37	-12,695.46
50 L 000 000 811613 000	STATE INCOME TAX//FOOD SERVICE	-36.45	205.01	315.63	1,622.04	1,937.67	-352.08
80 L 000 000 811613 000	STATE INCOME TAX//COMMUNITY SE	-2.28	59.76	213.68	782.44	993.73	-213.57
99 L 000 000 811613 000	STATE INCOME TAX//OTHER PKG/CO	-4,572.89	5,502.31	11,113.34	88,501.43	95,121.20	-11,192.66
99 L 000 000 811613 830	STATE INCOME TAX/STATE OF MN/O	0.00	0.00	179.24	0.00	353.19	-353.19
99 L 000 000 811613 832	STATE INCOME TAX/STATE TAX IOW	0.00	0.00	139.12	0.00	281.78	-281.78
27 L 000 000 811613 833	STATE INCOME TAX/STATE TAX LOU	0.00	0.00	86.82	0.00	173.64	-173.64
99 L 000 000 811613 834	STATE INCOME TAX/STATE TAX MIC	0.00	0.00	159.18	0.00	313.99	-313.99
XX L --- --- 81161- ---		-80,973.40	357,089.86	381,810.53	2,540,600.01	2,677,140.56	-217,513.95
10 L 000 000 811621 000	WTRS//GENERAL FUND	-272,801.79	97,639.80	98,294.06	797,430.57	623,000.22	-98,371.44
27 L 000 000 811621 000	WTRS//SPECIAL EDUCATION FUND	-75,005.29	33,665.36	33,763.74	268,860.97	228,629.76	-34,774.08
80 L 000 000 811621 000	WTRS//COMMUNITY SERVICE FUND	-55.39	144.44	567.38	2,065.48	2,481.82	-471.73
99 L 000 000 811621 000	WTRS//OTHER PKG/COOP PROGRAM F	-18,527.22	30,195.00	30,595.86	248,276.88	251,080.16	-21,330.50
10 L 000 000 811622 000	WRS//GENERAL FUND	-19,858.25	18,221.88	18,132.64	130,925.26	134,814.24	-23,747.23
27 L 000 000 811622 000	WRS//SPECIAL EDUCATION FUND	-2,413.20	10,544.82	10,136.24	56,343.08	64,561.28	-10,631.40
50 L 000 000 811622 000	WRS//FOOD SERVICE FUND	-704.46	1,383.10	1,385.70	8,489.10	9,172.88	-1,388.24
99 L 000 000 811622 000	WRS//OTHER PKG/COOP PROGRAM FU	-4,762.00	3,487.82	3,339.94	26,887.44	27,424.24	-5,298.80
XX L --- --- 81162- ---		-394,127.60	195,282.22	196,215.56	1,539,278.78	1,341,164.60	-196,013.42
10 L 000 000 811631 000	HEALTH INSURANCE//GENERAL FUND	-219,410.95	255,581.94	281,634.91	2,285,254.07	1,751,166.28	314,676.84
27 L 000 000 811631 000	HEALTH INSURANCE//SPECIAL EDUC	0.00	123,485.56	123,485.56	748,926.61	748,926.61	0.00
50 L 000 000 811631 000	HEALTH INSURANCE//FOOD SERVICE	0.00	4,876.54	4,876.54	25,295.82	25,295.82	0.00
99 L 000 000 811631 000	HEALTH INSURANCE//OTHER PKG/CO	0.00	69,582.49	69,582.49	546,998.92	546,998.92	0.00
10 L 000 000 811632 000	DENTAL INSURANCE//GENERAL FUND	-41,672.27	19,360.86	21,215.90	171,721.87	133,484.38	-3,434.78
27 L 000 000 811632 000	DENTAL INSURANCE//SPECIAL EDUC	0.00	8,905.90	8,905.90	54,574.81	54,574.81	0.00
50 L 000 000 811632 000	DENTAL INSURANCE//FOOD SERVICE	0.00	305.14	305.14	1,678.27	1,678.27	0.00
99 L 000 000 811632 000	DENTAL INSURANCE//OTHER PKG/CO	0.00	5,022.36	5,022.36	39,284.98	39,284.98	0.00
10 L 000 000 811633 000	LONG-TERM DISABILITY//GENERAL	-6,760.92	2,783.78	3,042.72	23,724.99	19,595.19	-2,631.12

							Beginning	February 2020-21	February 2020-21	2020-21	2020-21	Ending
Fd	T	Loc	Obj	Func	Prj		Balance	Debits	Credits	FY Debits	FY Credits	Balance
27	L	000	000	811633	000	LONG-TERM DISABILITY//SPECIAL	-264.73	1,098.47	1,098.10	7,458.25	7,193.15	0.37
50	L	000	000	811633	000	LONG-TERM DISABILITY//FOOD SER	-8.90	33.33	33.33	199.86	190.96	0.00
99	L	000	000	811633	000	LONG-TERM DISABILITY//OTHER PK	-103.43	830.82	830.82	6,705.46	6,602.03	0.00
10	L	000	000	811639	000	OTHER INSURANCE DEDUCTIONS//GE	0.00	0.00	1,279.11	7,570.85	6,268.03	83.51
27	L	000	000	811639	000	OTHER INSURANCE DEDUCTIONS//SP	0.00	0.00	378.65	1,950.89	1,950.89	-378.65
50	L	000	000	811639	000	OTHER INSURANCE DEDUCTIONS//FO	0.00	0.00	47.50	427.50	237.50	142.50
99	L	000	000	811639	000	OTHER INSURANCE DEDUCTIONS//OT	0.00	0.00	181.44	913.20	907.20	-175.44
XX	L	---	---	81163-	---		-268,221.20	491,867.19	521,920.47	3,922,686.35	3,344,355.02	308,283.23
10	L	000	000	811660	000	TRUST ADVANTAGE//GENERAL FUND	-1,183.32	1,103.81	1,110.79	5,960.02	6,518.41	-1,741.71
27	L	000	000	811660	000	TRUST ADVANTAGE//SPECIAL EDUCA	-286.28	458.32	458.32	3,437.40	3,666.56	-515.44
99	L	000	000	811660	000	TRUST ADVANTAGE//OTHER PKG/COO	-529.16	300.00	300.00	2,858.32	2,629.16	-300.00
XX	L	---	---	81166-	---		-1,998.76	1,862.13	1,869.11	12,255.74	12,814.13	-2,557.15
10	L	000	000	811670	000	TAX-SHELTERED ANNUITIES//GENER	-15,040.00	15,368.46	17,192.46	118,390.45	109,975.05	-8,446.60
27	L	000	000	811670	000	TAX-SHELTERED ANNUITIES//SPECI	0.00	410.00	460.00	2,750.00	2,760.00	-60.00
99	L	000	000	811670	000	TAX-SHELTERED ANNUITIES//OTHER	-170.00	2,240.00	2,242.00	16,224.00	16,822.00	-772.00
XX	L	---	---	81167-	---		-15,210.00	18,018.46	19,894.46	137,364.45	129,557.05	-9,278.60
10	L	000	000	811680	000	GARNISHMENT DEDUCTIONS PAYABLE	-1,107.04	968.00	968.00	9,397.88	8,261.88	28.96
XX	L	---	---	81168-	---		-1,107.04	968.00	968.00	9,397.88	8,261.88	28.96
10	L	000	000	811690	000	OTHER DEDUCTIONS PAYABLE//GENE	-628.23	0.00	9.96	43.84	63.76	-648.15
27	L	000	000	811690	000	OTHER DEDUCTIONS PAYABLE//SPEC	403.34	0.00	8.00	32.00	98.00	337.34
50	L	000	000	811690	000	OTHER DEDUCTIONS PAYABLE//FOOD	-2.94	0.00	0.00	0.00	0.00	-2.94
99	L	000	000	811690	000	OTHER DEDUCTIONS PAYABLE//OTHE	0.00	0.00	0.04	0.16	0.24	-0.08
10	L	000	000	811691	000	FLEX BENEFIT 125//GENERAL FUND	-1,245.30	2,238.20	2,238.20	23,359.15	22,624.10	-510.25
27	L	000	000	811691	000	FLEX BENEFIT 125//SPECIAL EDUC	-2,438.31	2,255.08	2,255.08	19,809.06	18,092.75	-722.00
99	L	000	000	811691	000	FLEX BENEFIT 125//OTHER PKG/CO	-956.52	833.32	833.32	13,414.54	12,948.29	-490.27
10	L	000	000	811696	000	ATHLETIC FIELD DONATION//GENER	-2,024.80	0.00	137.90	0.00	987.40	-3,012.20
XX	L	---	---	81169-	---		-6,892.76	5,326.60	5,482.50	56,658.75	54,814.54	-5,048.55
XX	L	---	---	8116--	---		-768,530.76	1,070,414.46	1,128,160.63	8,218,241.96	7,568,107.78	-122,099.48
10	L	000	000	811800	000	ACCRUED PAYROLL PAYABLE//GENER	-81,360.47	1,325,291.44	1,325,291.44	8,563,557.63	8,482,197.16	0.00
27	L	000	000	811800	000	ACCRUED PAYROLL PAYABLE//SPECI	-6,808.15	503,423.41	503,423.41	3,337,032.83	3,330,224.68	0.00
50	L	000	000	811800	000	ACCRUED PAYROLL PAYABLE//FOOD	-1,707.90	16,387.05	16,387.05	103,719.47	102,011.57	0.00
80	L	000	000	811800	000	ACCRUED PAYROLL PAYABLE//COMMU	-132.12	12,620.30	12,620.30	66,875.84	66,743.72	0.00
99	L	000	000	811800	000	ACCRUED PAYROLL PAYABLE//OTHER	-15,174.90	364,431.64	364,431.64	2,981,903.61	2,966,728.71	0.00
XX	L	---	---	81180-	---		-105,183.54	2,222,153.84	2,222,153.84	15,053,089.38	14,947,905.84	0.00
XX	L	---	---	8118--	---		-105,183.54	2,222,153.84	2,222,153.84	15,053,089.38	14,947,905.84	0.00
73	L	000	000	812100	000	DUE TO GENERAL FUND//FIDUCIARY	-40,137.17	0.00	0.00	40,137.17	0.00	0.00
XX	L	---	---	81210-	---		-40,137.17	0.00	0.00	40,137.17	0.00	0.00
XX	L	---	---	8121--	---		-40,137.17	0.00	0.00	40,137.17	0.00	0.00
73	L	000	000	812200	000	DUE TO SPECIAL REVENUE FUND//F	-12,857.30	0.00	0.00	12,857.30	0.00	0.00
10	L	000	000	812205	000	DUE TO POST RETIREMENT FUND//G	-105,369.23	0.00	0.00	105,369.23	0.00	0.00

							Beginning	February 2020-21	February 2020-21	2020-21	2020-21	Ending
Fd	T	Loc	Obj	Func	Prj	Fd T Loc Obj Func Prj	Balance	Debits	Credits	FY Debits	FY Credits	Balance
27	L	000	000	812205	000	DUE TO POST RETIREMENT FUND//S	-32,934.41	0.00	0.00	32,934.41	0.00	0.00
99	L	000	000	812205	000	DUE TO POST RETIREMENT FUND//O	-23,730.36	0.00	0.00	23,730.36	0.00	0.00
XX	L	---	---	81220-	---		-174,891.30	0.00	0.00	174,891.30	0.00	0.00
XX	L	---	---	8122--	---		-174,891.30	0.00	0.00	174,891.30	0.00	0.00
73	L	000	000	812900	000	DUE TO PACKAGE AND COOPERATIVE	-9,039.53	0.00	0.00	9,039.53	0.00	0.00
XX	L	---	---	81290-	---		-9,039.53	0.00	0.00	9,039.53	0.00	0.00
XX	L	---	---	8129--	---		-9,039.53	0.00	0.00	9,039.53	0.00	0.00
50	L	000	000	813500	000	DUE TO STATE GOVERNMENTS//FOOD	-2,773.70	0.00	0.00	2,773.70	0.00	0.00
XX	L	---	---	81350-	---		-2,773.70	0.00	0.00	2,773.70	0.00	0.00
XX	L	---	---	8135--	---		-2,773.70	0.00	0.00	2,773.70	0.00	0.00
10	Q	000	000	931100	000	FUND - RESERVED FOR ENCUMBRANC	102,378.41	70,973.16	12,606.52	1,103,251.61	1,580,027.33	-161,265.63
21	Q	000	000	931100	000	FUND - RESERVED FOR ENCUMBRANC	2,880.61	1,269.98	29.98	6,660.22	7,083.52	2,532.97
27	Q	000	000	931100	000	FUND - RESERVED FOR ENCUMBRANC	16,526.95	2,679.41	12,083.17	87,253.20	137,081.14	-5,245.35
50	Q	000	000	931100	000	FUND - RESERVED FOR ENCUMBRANC	18,010.00	0.00	0.00	2,678.80	68,678.80	-47,990.00
80	Q	000	000	931100	000	FUND - RESERVED FOR ENCUMBRANC	-144,321.99	0.00	0.00	4,068.69	9,712.71	-149,816.01
99	Q	000	000	931100	000	FUND - RESERVED FOR ENCUMBRANC	464,952.58	341,996.95	270,999.28	1,662,477.64	1,795,220.66	282,705.77
XX	Q	---	---	93110-	---		460,426.56	416,919.50	295,718.95	2,866,390.16	3,597,804.16	-79,078.25
XX	Q	---	---	9311--	---		460,426.56	416,919.50	295,718.95	2,866,390.16	3,597,804.16	-79,078.25
30	Q	000	000	931790	000	FUND-RESERVE FOR DEBT RETIRMNT	-1,459,607.62	0.00	0.00	0.00	0.00	-1,459,607.62
XX	Q	---	---	93179-	---		-1,459,607.62	0.00	0.00	0.00	0.00	-1,459,607.62
XX	Q	---	---	9317--	---		-1,459,607.62	0.00	0.00	0.00	0.00	-1,459,607.62
73	Q	000	000	931900	000	OTHER RESERVED FUND BALANCE//F	-4,518,902.72	0.00	0.00	0.00	0.00	-4,518,902.72
XX	Q	---	---	93190-	---		-4,518,902.72	0.00	0.00	0.00	0.00	-4,518,902.72
XX	Q	---	---	9319--	---		-4,518,902.72	0.00	0.00	0.00	0.00	-4,518,902.72
10	Q	000	000	932000	000	ASSIGNED FOR RETIRE LIABILITY/	-45,098.00	0.00	0.00	0.00	0.00	-45,098.00
XX	Q	---	---	93200-	---		-45,098.00	0.00	0.00	0.00	0.00	-45,098.00
XX	Q	---	---	9320--	---		-45,098.00	0.00	0.00	0.00	0.00	-45,098.00
10	Q	000	000	932100	000	DESIGNATED-WORKING CASH BAL//G	-102,378.41	12,606.52	70,973.16	1,580,027.33	1,103,251.61	161,265.63
21	Q	000	000	932100	000	DESIGNATED-WORKING CASH BAL//G	-2,880.61	29.98	1,269.98	7,083.52	6,660.22	-2,532.97
27	Q	000	000	932100	000	DESIGNATED-WORKING CASH BAL//S	-16,526.95	12,083.17	2,679.41	137,081.14	87,253.20	5,245.35
50	Q	000	000	932100	000	DESIGNATED-WORKING CASH BAL//F	-264,595.06	0.00	0.00	68,678.80	2,678.80	-198,595.06
80	Q	000	000	932100	000	DESIGNATED-WORKING CASH BAL//C	2,353.20	0.00	0.00	9,712.71	4,068.69	7,847.22
99	Q	000	000	932100	000	DESIGNATED-WORKING CASH BAL//O	5,737.17	270,999.28	341,996.95	1,795,220.66	1,662,477.64	187,983.98
10	Q	000	000	932104	000	ASSIGNED FOR FUTURE REC MAIN//	-229,500.00	0.00	0.00	0.00	0.00	-229,500.00
10	Q	000	000	932105	000	ASSIGNED FOR TECH REPLACEMENT/	-420,000.00	0.00	0.00	0.00	0.00	-420,000.00
XX	Q	---	---	93210-	---		-1,027,790.66	295,718.95	416,919.50	3,597,804.16	2,866,390.16	-488,285.85
10	Q	000	000	932110	000	FUND - W/C BAL - EXP//GENERAL	180,677,587.43	1,743,675.31	19,707.82	12,194,163.82	355,544.20	192,362,845.95
21	Q	000	000	932110	000	FUND - W/C BAL - EXP//GIFT FUN	2,588,423.97	7,727.79	0.00	95,650.38	5,925.87	2,677,407.17
27	Q	000	000	932110	000	FUND - W/C BAL - EXP//SPECIAL	33,395,084.89	549,231.30	50,822.95	3,691,391.15	131,914.27	36,922,531.78
30	Q	000	000	932110	000	FUND - W/C BAL - EXP//DEBT SER	14,741,771.88	0.00	0.00	0.00	0.00	14,741,771.88

							Beginning	February 2020-21	February 2020-21	2020-21	2020-21	Ending
Fd T Loc Obj Func Prj	Fd T Loc Obj Func Prj	Balance	Debits	Credits	FY Debits	FY Credits	Balance					
38 Q 000 000 932110 000	FUND - W/C BAL - EXP//Non-Ref	1,377,579.28	0.00	0.00	80,000.00	0.00	1,457,579.28					
39 Q 000 000 932110 000	FUND - W/C BAL - EXP//REFEREND	1,897,187.95	0.00	0.00	25,100.00	0.00	1,922,287.95					
50 Q 000 000 932110 000	FUND - W/C BAL - EXP//FOOD SER	19,862,718.03	16,786.40	0.00	875,413.36	90,301.19	20,647,715.20					
72 Q 000 000 932110 000	FUND - W/C BAL - EXP//PRIVATE	313,263.37	4,550.00	0.00	38,042.84	0.00	351,306.21					
73 Q 000 000 932110 000	FUND - W/C BAL - EXP//FIDUCIAR	3,628,159.61	0.00	0.00	0.00	0.00	3,628,159.61					
80 Q 000 000 932110 000	FUND - W/C BAL - EXP//COMMUNIT	1,679,529.53	64,554.69	80.00	149,965.17	679.98	1,826,869.45					
99 Q 000 000 932110 000	FUND - W/C BAL - EXP//OTHER PK	20,421,589.99	612,819.63	3,233.73	5,416,233.66	68,598.42	25,690,956.93					
XX Q --- --- 93211- ---		280,582,895.93	2,999,345.12	73,844.50	22,565,960.38	652,963.93	302,229,431.41					
10 Q 000 000 932150 000	FUND - W/C BAL - REV//GENERAL	-184,970,001.82	3,480.52	2,966,290.04	12,861.43	10,190,686.46	-195,147,826.85					
21 Q 000 000 932150 000	FUND - W/C BAL - REV//GIFT FUN	-2,745,359.37	0.00	10,317.16	191.00	139,123.51	-2,884,206.88					
27 Q 000 000 932150 000	FUND - W/C BAL - REV//SPECIAL	-33,395,084.89	0.00	234,739.87	0.00	1,076,647.18	-34,471,732.07					
30 Q 000 000 932150 000	FUND - W/C BAL - REV//DEBT SER	-13,282,164.26	0.00	0.00	0.00	0.00	-13,282,164.26					
38 Q 000 000 932150 000	FUND - W/C BAL - REV//Non-Ref	-1,423,179.31	0.00	0.00	0.00	80,000.00	-1,503,179.31					
39 Q 000 000 932150 000	FUND - W/C BAL - REV//REFEREND	-2,825,324.25	0.00	0.00	0.00	1,286,000.00	-4,111,324.25					
46 Q 000 000 932150 000	FUND - W/C BAL - REV//LONG TER	-5,005.34	0.00	15,000.92	0.00	15,028.86	-20,034.20					
50 Q 000 000 932150 000	FUND - W/C BAL - REV//FOOD SER	-19,975,718.10	127.19	5,216.54	20,921.84	1,045,431.95	-21,000,228.21					
72 Q 000 000 932150 000	FUND - W/C BAL - REV//PRIVATE	-399,455.56	0.00	17,908.56	0.00	33,208.56	-432,664.12					
73 Q 000 000 932150 000	FUND - W/C BAL - REV//FIDUCIAR	-2,035,637.10	0.00	0.00	0.00	0.00	-2,035,637.10					
80 Q 000 000 932150 000	FUND - W/C BAL - REV//COMMUNIT	-1,672,203.39	0.00	3,627.00	1,138.75	281,556.00	-1,952,620.64					
99 Q 000 000 932150 000	FUND - W/C BAL - REV//OTHER PK	-20,892,279.74	0.00	11,765.00	0.00	626,243.00	-21,518,522.74					
XX Q --- --- 93215- ---		-283,621,413.13	3,607.71	3,264,865.09	35,113.02	14,773,925.52	-298,360,140.63					
XX Q --- --- 9321-- ---		-4,066,307.86	3,298,671.78	3,755,629.09	26,198,877.56	18,293,279.61	3,381,004.93					
Grand Asset Totals		10,933,378.86	6,488,678.40	7,252,066.32	57,546,794.43	63,406,471.02	3,843,781.14					
Grand Liability Totals		-1,303,889.22	6,863,795.80	5,764,651.12	52,156,261.38	53,470,768.74	-1,122,099.48					
Grand Equity Totals		-9,629,489.64	3,715,591.28	4,051,348.04	29,065,267.72	21,891,083.77	-2,721,681.66					
Grand Totals		0.00	17,068,065.48	17,068,065.48	138,768,323.53	138,768,323.53	0.00					

Number of Accounts: 160

\*\*\*\*\* End of report \*\*\*\*\*

Medford Area Public School District  
 Post Retirement Trust  
 July 1, 2020 to June 30, 2021

Month	July	August	September	October	November	December	January	February	March	April	May	June	Year to Date
Beginning Balance	2,826,380.21	2,430,455.33	2,467,278.71	2,444,689.69	2,393,268.63	2,494,207.14	2,535,557.11	2,534,466.68	2,557,229.58	2,557,229.58	2,557,229.58	2,557,229.58	2,826,380.21
Additions	-	-	-	-	-	-	-	-	-	-	-	-	-
Earnings	61,012.14	2,169.75	5,452.16	2,841.75	4,098.50	9,005.08	1,765.71	2,008.59					88,353.68
Unrealized (Loss)/Gain	(21,328.06)	35,983.29	(26,696.61)	(13,830.48)	98,144.48	39,791.93	(1,474.60)	22,135.27					132,725.22
Fees	(1,543.46)	(1,329.66)	(1,344.57)	(1,332.33)	(1,304.47)	(1,359.15)	(1,381.54)	(1,380.96)					(10,976.14)
Annual Implicit Rate Subsidy	(62,034.00)	-	-	-	-	-	-	-	-	-	-	-	(62,034.00)
Contributions	162,034.00	-	-	-	-	-	-	-	-	-	-	-	162,034.00
Other		-	-	-	-	-	-	-					-
Disbursements	(534,065.50)			(39,100.00)		(6,087.89)							(579,253.39)
Ending Balance	2,430,455.33	2,467,278.71	2,444,689.69	2,393,268.63	2,494,207.14	2,535,557.11	2,534,466.68	2,557,229.58	2,557,229.58	2,557,229.58	2,557,229.58	2,557,229.58	2,557,229.58
Liability Value (-)													
Investment at Cost	2,224,300.56	2,225,140.65	2,231,328.82	2,193,738.24	2,198,201.31	2,220,470.79	2,221,181.80	2,221,809.43	2,502,478.34	2,398,045.49	2,345,348.03	2,329,745.75	-
Accum Unrealized (Loss) Gain	206,154.77	242,138.06	213,360.87	199,530.39	296,005.83	315,086.32	313,284.88	335,420.15	54,751.24	159,184.09	211,881.55	227,483.83	2,557,229.58

Beginning Balance	2,826,380.21
Additions	-
Earnings	88,353.68
Unrealized Gain	132,725.22
Fees	(10,976.14)
Implicit Rate	(62,034.00)
Annual Contribution	162,034.00
Disbursements	(579,253.39)
	<u>2,557,229.58</u>

ACCOUNT NUMBER	FUNCTION	BEGINNING BALANCE	February 2020-2 ACTIVITY	YTD ACTIVITY	ENDING BALANCE
60 A 000 000 711109 000	CASH ON DEPOSIT - MASH	82564.05	1546.79	477.22	83041.27
60 A 000 000 711219 000	PETTY CASH - MASH	340.00	0.00	0.00	340.00
60 A 000 000 712209 000	STATE INVESTMENT POOL - MASH	52280.82	3.05	39.22	52320.04
60 A 000 000 713309 000	INTEREST RECEIVABLE	0.00	0.00	0.00	0.00
60 A --- --- --- --- ---	*Asset	135184.87	1549.84	516.44	135701.31
60 L 000 000 812109 000	DUE TO GENERAL FUND	0.00	0.00	0.00	0.00
60 L 000 000 814402 000	ANNUAL	1.00CR	0.00	0.00	1.00CR
60 L 000 000 814403 000	ART CLUB	792.67CR	15.00	276.00	516.67CR
60 L 000 000 814404 000	ART RESALE	2383.75CR	277.00CR	681.50CR	3065.25CR
60 L 000 000 814405 000	CLASS OF 2024	0.00	1.00CR	106.78CR	106.78CR
60 L 000 000 814415 000	CANDY MACHINES	0.00	0.00	0.00	0.00
60 L 000 000 814419 000	CHESS CLUB	65.80CR	0.00	0.00	65.80CR
60 L 000 000 814422 000	CHOIR	0.00	0.00	0.00	0.00
60 L 000 000 814423 000	CLASS OF 2016	0.00	0.00	0.00	0.00
60 L 000 000 814424 000	CLASS OF 2017	1524.30CR	0.00	0.00	1524.30CR
60 L 000 000 814425 000	CLASS OF 2018	292.77CR	0.00	0.00	292.77CR
60 L 000 000 814426 000	CLASS OF 2019	2060.60CR	0.00	0.00	2060.60CR
60 L 000 000 814427 000	CLASS OF 2020	2362.00CR	0.00	1600.00	762.00CR
60 L 000 000 814428 000	CLASS OF 2021	406.73CR	0.00	55.58	351.15CR
60 L 000 000 814429 000	CLASS OF 2022	308.88CR	1.00CR	140.00CR	448.88CR
60 L 000 000 814430 000	CLASS OF 2023	135.62CR	1.00CR	131.02CR	266.64CR
60 L 000 000 814431 000	CLASS OF 2014	0.00	0.00	0.00	0.00
60 L 000 000 814432 000	CLASS OF 2015	0.00	0.00	0.00	0.00
60 L 000 000 814433 000	DANCE COMMITTEE	0.00	0.00	0.00	0.00
60 L 000 000 814437 000	DRAMA CLUB	15323.77CR	0.00	2161.68	13162.09CR
60 L 000 000 814441 000	HISTORY CLUB	9745.66CR	0.00	1127.50	8618.16CR
60 L 000 000 814442 000	FRENCH TRIP	5209.76CR	0.00	378.31	4831.45CR
60 L 000 000 814452 000	INTEREST	4906.32CR	4.95CR	67.39CR	4973.71CR
60 L 000 000 814458 000	LIBRARY CLUB	1019.00CR	0.00	0.00	1019.00CR
60 L 000 000 814463 000	MARKETING CLUB	15659.29CR	43.25	2644.73	13014.56CR
60 L 000 000 814467 000	STUDENT VENDING	5892.55CR	23.84	1717.67CR	7610.22CR
60 L 000 000 814469 000	NATIONAL HONOR SOCIETY	703.48CR	0.00	123.50CR	826.98CR
60 L 000 000 814473 000	POST PROM	13037.51CR	100.00CR	528.11CR	13565.62CR
60 L 000 000 814475 000	YOUTH APPRENTICESHIP	13547.64CR	1500.00CR	1392.44CR	14940.08CR
60 L 000 000 814476 000	RAIDER HORIZON	0.00	0.00	0.00	0.00
60 L 000 000 814478 000	ROCKETRY CLUB	0.00	0.00	0.00	0.00
60 L 000 000 814479 000	SHOW CHOIR	1036.68CR	0.00	176.00CR	1212.68CR
60 L 000 000 814480 000	SCIENCE CLUB	1405.86CR	0.00	0.00	1405.86CR
60 L 000 000 814481 000	SCIENCE OLYMPIAD	15819.21CR	43.21	685.88CR	16505.09CR
60 L 000 000 814483 000	INTERNATIONAL CLUB	2935.96CR	0.00	675.89CR	3611.85CR
60 L 000 000 814485 000	SPANISH TRIP	3681.04CR	0.00	123.00CR	3804.04CR
60 L 000 000 814486 000	STUDENT COUNCIL	9750.33CR	827.10	1222.79	8527.54CR
60 L 000 000 814494 000	WEIGHT LIFTERS	109.00CR	0.00	0.00	109.00CR
60 L --- --- --- --- ---	*Liability	130117.18CR	932.55CR	2917.41	127199.77CR
60 - --- --- --- --- ---	*AGENCY FUND	5067.69	617.29	3433.85	8501.54

Number of Accounts: 42

\*\*\*\*\* End of report \*\*\*\*\*

## ACCOUNT

ACCOUNT NUMBER	FUNCTION										Amount	
Date	Src	Sub	Batch	Vendor Name/Ref	PO#/Line#	Description	Inv#/Desc2	Inv Date	Chk#/Rec#	Check Date		
60 L 000 000 814402 000	ANNUAL											
						*60 L 000 000 814402 000					0.00	
			1.00CR	Beg Bal	0.00	Activity				1.00CR	End Bal	
60 L 000 000 814403 000	ART CLUB											
02/26/21	AP		90	WAEA	0	Yourth Art Month Art Show	Art Club	02/24/21			15.00	
02/26/21	AP		90	WAEA	0	Yourth Art Month Art Show	Art Club	*02/24/21			15.00CR	
02/26/21	AP		90	WAEA	0	Yourth Art Month Art Show	Art Club	02/24/21	930415	02/24/21	15.00	
						February					15.00	
						*60 L 000 000 814403 000					15.00	
						*Accounts Payable					15.00	
			792.67CR	Beg Bal	276.00	Activity					516.67CR	End Bal
60 L 000 000 814404 000	ART RESALE											
02/26/21	CR		90		1	FORTIN - ART SALE	LAB FEES	02/01/21	6835		86.00CR	
02/26/21	CR		90		10	FORTIN - DONATIONAL NATHAN MEYER	ART RESALE	02/16/21	6844		100.00CR	
02/26/21	CR		90		12	FORTIN - LAB FEES	ART RESALE	02/16/21	6846		91.00CR	
						February					277.00CR	
						*60 L 000 000 814404 000					277.00CR	
						*Cash Receipts					277.00CR	
			2,383.75CR	Beg Bal	681.50CR	Activity					3,065.25CR	End Bal
60 L 000 000 814405 000	CLASS OF 2024											
02/26/21	CR		90		17	HEIKKINEN - STUDENT REG	CLASS OF 2024	02/26/21	6851		1.00CR	
						February					1.00CR	
						*60 L 000 000 814405 000					1.00CR	
						*Cash Receipts					1.00CR	
			0.00	Beg Bal	106.78CR	Activity					106.78CR	End Bal
60 L 000 000 814415 000	CANDY MACHINES											
						*60 L 000 000 814415 000					0.00	
			0.00	Beg Bal	0.00	Activity					0.00	End Bal
60 L 000 000 814419 000	CHESS CLUB											
						*60 L 000 000 814419 000					0.00	
			65.80CR	Beg Bal	0.00	Activity					65.80CR	End Bal



ACCOUNT NUMBER		FUNCTION									
Date	Src	Sub	Batch	Vendor Name/Ref	PO#/Line#	Description	Inv#/Desc2	Inv Date	Chk#/Rec#	Check Date	Amount
60 L 000 000 814422 000				CHOIR							
						*60 L 000 000 814422 000					0.00
		0.00	Beg Bal	0.00	Activity	0.00	End Bal				
60 L 000 000 814423 000				CLASS OF 2016							
						*60 L 000 000 814423 000					0.00
		0.00	Beg Bal	0.00	Activity	0.00	End Bal				
60 L 000 000 814424 000				CLASS OF 2017							
						*60 L 000 000 814424 000					0.00
		1,524.30	CR Beg Bal	0.00	Activity	1,524.30	CR End Bal				
60 L 000 000 814425 000				CLASS OF 2018							
						*60 L 000 000 814425 000					0.00
		292.77	CR Beg Bal	0.00	Activity	292.77	CR End Bal				
60 L 000 000 814426 000				CLASS OF 2019							
						*60 L 000 000 814426 000					0.00
		2,060.60	CR Beg Bal	0.00	Activity	2,060.60	CR End Bal				
60 L 000 000 814427 000				CLASS OF 2020							
						*60 L 000 000 814427 000					0.00
		2,362.00	CR Beg Bal	1,600.00	Activity	762.00	CR End Bal				
60 L 000 000 814428 000				CLASS OF 2021							
						*60 L 000 000 814428 000					0.00
		406.73	CR Beg Bal	55.58	Activity	351.15	CR End Bal				
60 L 000 000 814429 000				CLASS OF 2022							
02/26/21	CR		90		4	VENZKE - REG FEES	CLASS OF 2022	02/03/21	6838		1.00
						February					1.00
						*60 L 000 000 814429 000					1.00
						*Cash Receipts					1.00
		308.88	CR Beg Bal	140.00	CR Activity	448.88	CR End Bal				
60 L 000 000 814430 000				CLASS OF 2023							
02/26/21	CR		90		3	SWEDLUND - REG FEES	CLASS OF 2023	02/03/21	6837		1.00
						February					1.00
						*60 L 000 000 814430 000					1.00

## ACCOUNT

NUMBER	FUNCTION											
Date	Src	Sub	Batch	Vendor Name/Ref	PO#/Line#	Description	Inv#/Desc2	Inv Date	Chk#/Rec#	Check Date	Amount	
60 L 000 000 814430 000 (continued)												
						*Cash Receipts					1.00CR	
	135.62CR		Beg Bal	131.02CR		Activity	266.64CR				End Bal	
60 L 000 000 814431 000 CLASS OF 2014												
						*60 L 000 000 814431 000					0.00	
	0.00		Beg Bal	0.00		Activity	0.00				End Bal	
60 L 000 000 814432 000 CLASS OF 2015												
						*60 L 000 000 814432 000					0.00	
	0.00		Beg Bal	0.00		Activity	0.00				End Bal	
60 L 000 000 814433 000 DANCE COMMITTEE												
						*60 L 000 000 814433 000					0.00	
	0.00		Beg Bal	0.00		Activity	0.00				End Bal	
60 L 000 000 814437 000 DRAMA CLUB												
						*60 L 000 000 814437 000					0.00	
	15,323.77CR		Beg Bal	2,161.68		Activity	13,162.09CR				End Bal	
60 L 000 000 814441 000 HISTORY CLUB												
						*60 L 000 000 814441 000					0.00	
	9,745.66CR		Beg Bal	1,127.50		Activity	8,618.16CR				End Bal	
60 L 000 000 814442 000 FRENCH TRIP												
						*60 L 000 000 814442 000					0.00	
	5,209.76CR		Beg Bal	378.31		Activity	4,831.45CR				End Bal	
60 L 000 000 814452 000 INTEREST												
02/26/21	CR		90		3	INTEREST	INTEREST	02/26/21	0003		1.90CR	
02/28/21	JE		LGIP		2	MONTHLY INTEREST PER	FEBRUARY 2021	02/28/21			3.05CR	
						STATEMENT						
						February					4.95CR	
						*60 L 000 000 814452 000					4.95CR	
						*Cash Receipts					1.90CR	
						*Journal Entries					3.05CR	
	4,906.32CR		Beg Bal	67.39CR		Activity	4,973.71CR				End Bal	



## ACCOUNT

NUMBER	FUNCTION
--------	----------

60 L 000 000 814467 000 (continued)

Date	Src	Sub	Batch	Vendor Name/Ref	PO#/Line#	Description	Inv#/Desc2	Inv Date	Chk#/Rec#	Check Date	Amount
02/26/21	AP		90	Kylee Koontz	0	Reimburse R & J ticket	Student Vending	*02/11/21			14.00CR
02/26/21	AP		90	Ulanna Etsitty	0	Reimburse R & J ticket	Student Vending	*02/11/21			14.00CR
02/26/21	AP		90	William M Haavisto	0	Reimburse R & J ticket	Student Vending	*02/11/21			14.00CR
02/26/21	AP		90	Brianna Mellady	0	Reimburse R & J ticket	Student Vending	*02/11/21			14.00CR
02/26/21	AP		90	Annabeth Buzzeu	0	Reimburse R & J ticket	Student Vending	*02/11/21			14.00CR
02/26/21	AP		90	Medford Area Public School District	0	Reimburse R & J ticket 66 x \$14 = \$924	Student Vending	*02/11/21			924.00CR
02/26/21	AP		90	Mid-Wisconsin Beverage Inc	0	Vending Product	Student Council/Vend	*02/18/21			142.02CR
02/26/21	AP		90	Canteen Dining Services	0	Vending Product	Student Vending	*02/24/21			281.60CR
02/26/21	AP		90	Mid-Wisconsin Beverage Inc	0	Vending Product	Marketing/St Vending	*02/26/21			49.13CR
02/26/21	AP		90	Rebeckah A Heikkinen	0	Reimburse RPM supplies	Student Vending	*02/26/21			26.09CR
02/26/21	AP		90	Chloe Dassow	0	Reimburse R & J ticket	Student Vending	*02/26/21			14.00CR
02/26/21	AP		90	Hope Faude	0	Reimburse R & J ticket	Student Vending	02/11/21	930404	02/11/21	14.00
02/26/21	AP		90	Lindsey Haynes	0	Reimburse R & J ticket	Student Vending	02/11/21	930405	02/11/21	14.00
02/26/21	AP		90	Emma Marie Halopka	0	Reimburse R & J ticket	Student Vending	02/11/21	930406	02/11/21	14.00
02/26/21	AP		90	Kylee Koontz	0	Reimburse R & J ticket	Student Vending	02/11/21	930407	02/11/21	14.00
02/26/21	AP		90	Ulanna Etsitty	0	Reimburse R & J ticket	Student Vending	02/11/21	930408	02/11/21	14.00
02/26/21	AP		90	William M Haavisto	0	Reimburse R & J ticket	Student Vending	02/11/21	930409	02/11/21	14.00
02/26/21	AP		90	Brianna Mellady	0	Reimburse R & J ticket	Student Vending	02/11/21	930410	02/11/21	14.00
02/26/21	AP		90	Medford Area Public School District	0	Reimburse R & J ticket 66 x \$14 = \$924	Student Vending	02/11/21	930412	02/11/21	924.00
02/26/21	AP		90	Annabeth Buzzeu	0	Reimburse R & J ticket	Student Vending	02/11/21	930411	02/11/21	14.00
02/26/21	AP		90	Mid-Wisconsin Beverage Inc	0	Vending Product	Student Council/Vend	02/18/21	930414	02/18/21	142.02
02/26/21	AP		90	Canteen Dining Services	0	Vending Product	Student Vending	02/24/21	930416	02/24/21	281.60
02/26/21	AP		90	Mid-Wisconsin Beverage Inc	0	Vending Product	Marketing/St Vending	02/26/21	930417	02/26/21	49.13
02/26/21	AP		90	Rebeckah A Heikkinen	0	Reimburse RPM supplies	Student Vending	02/26/21	930418	02/26/21	26.09
02/26/21	AP		90	Chloe Dassow	0	Reimburse R & J ticket	Student Vending	02/26/21	930420	02/26/21	14.00
02/26/21	CR		90		8	LYBERT - MACHINES	STUDENT VENDING	02/10/21	6842		283.00CR
02/26/21	CR		90		9	LYBERT - R & J REFUND	STUDENT VENDING	02/10/21	6843		1,083.00CR
02/26/21	CR		90		15	LYBERT - R & J TICKET	STUDENT VENDING	02/26/21	6849		14.00CR
02/26/21	CR		90		16	LYBERT - GAITER/MASK SALES	STUDENT VENDING	02/26/21	6850		145.00CR
						February					23.84
						*60 L 000 000 814467 000					23.84
						*Accounts Payable					1,548.84

## ACCOUNT

NUMBER	FUNCTION											
Date	Src	Sub	Batch	Vendor Name/Ref	PO#/Line#	Description	Inv#/Desc2	Inv Date	Chk#/Rec#	Check Date	Amount	
60 L 000 000 814467 000 (continued)												
						*Cash Receipts					1,525.00CR	
	5,892.55CR		Beg Bal	1,717.67CR		Activity	7,610.22CR				End Bal	
60 L 000 000 814469 000 NATIONAL HONOR SOCIETY												
						*60 L 000 000 814469 000					0.00	
	703.48CR		Beg Bal	123.50CR		Activity	826.98CR				End Bal	
60 L 000 000 814473 000 POST PROM												
02/26/21	CR		90		7	BUSKERUD - SPIRIT ROCK	POST PROM	02/09/21	6841		100.00CR	
						February					100.00CR	
						*60 L 000 000 814473 000					100.00CR	
						*Cash Receipts					100.00CR	
	13,037.51CR		Beg Bal	528.11CR		Activity	13,565.62CR				End Bal	
60 L 000 000 814475 000 YOUTH APPRENTICESHIP												
02/26/21	CR		90		13	B GELHAUS - NTC CHECK	YOUTH	02/17/21	6847		1,500.00CR	
						February					1,500.00CR	
						*60 L 000 000 814475 000					1,500.00CR	
						*Cash Receipts					1,500.00CR	
	13,547.64CR		Beg Bal	1,392.44CR		Activity	14,940.08CR				End Bal	
60 L 000 000 814476 000 RAIDER HORIZON												
						*60 L 000 000 814476 000					0.00	
	0.00		Beg Bal	0.00		Activity	0.00				End Bal	
60 L 000 000 814478 000 ROCKETRY CLUB												
						*60 L 000 000 814478 000					0.00	
	0.00		Beg Bal	0.00		Activity	0.00				End Bal	
60 L 000 000 814479 000 SHOW CHOIR												
						*60 L 000 000 814479 000					0.00	
	1,036.68CR		Beg Bal	176.00CR		Activity	1,212.68CR				End Bal	
60 L 000 000 814480 000 SCIENCE CLUB												
						*60 L 000 000 814480 000					0.00	
	1,405.86CR		Beg Bal	0.00		Activity	1,405.86CR				End Bal	

## ACCOUNT

ACCOUNT NUMBER	FUNCTION				Vendor Name/Ref	PO#/Line#	Description	Inv#/Desc2	Inv Date	Chk#/Rec#	Check Date	Amount
60 L 000 000 814481 000	SCIENCE OLYMPIAD											
	02/26/21	AP	90		Kristine Lokken Gingras	0	Reimburse Science Olympiad	Science Olympiad	02/11/21			43.21
	02/26/21	AP	90		Kristine Lokken Gingras	0	Reimburse Science Olympiad	Science Olympiad	*02/11/21			43.21CR
	02/26/21	AP	90		Kristine Lokken Gingras	0	Reimburse Science Olympiad	Science Olympiad	02/11/21	930401	02/11/21	43.21
							February					43.21
							*60 L 000 000 814481 000					43.21
							*Accounts Payable					43.21
	15,819.21CR		Beg Bal		685.88CR	Activity	16,505.09CR	End Bal				
60 L 000 000 814483 000	INTERNATIONAL CLUB											
							*60 L 000 000 814483 000					0.00
	2,935.96CR		Beg Bal		675.89CR	Activity	3,611.85CR	End Bal				
60 L 000 000 814485 000	SPANISH TRIP											
							*60 L 000 000 814485 000					0.00
	3,681.04CR		Beg Bal		123.00CR	Activity	3,804.04CR	End Bal				
60 L 000 000 814486 000	STUDENT COUNCIL											
	02/26/21	AP	90		Mid-Wisconsin Beverage Inc	0	Vending Product	Student Council	02/11/21			562.55
	02/26/21	AP	90		Broadway Theatre	0	Frosted Formal Movies	Student Council	02/11/21			408.00
	02/26/21	AP	90		Taylor County Supportive Housing	0	Wed jeans fundraiser	Student Council	02/18/21			550.00
	02/26/21	AP	90		Mid-Wisconsin Beverage Inc	0	Vending Product	Student Council/Vend	02/18/21			447.55
	02/26/21	AP	90		Terrence S Werner JR	0	Reimburse Weekend off-hours	Student Council	02/26/21			100.00
	02/26/21	AP	90		Mid-Wisconsin Beverage Inc	0	Vending Product	Student Council	*02/11/21			562.55CR
	02/26/21	AP	90		Broadway Theatre	0	Frosted Formal Movies	Student Council	*02/11/21			408.00CR
	02/26/21	AP	90		Taylor County Supportive Housing	0	Wed jeans fundraiser	Student Council	*02/18/21			550.00CR
	02/26/21	AP	90		Mid-Wisconsin Beverage Inc	0	Vending Product	Student Council/Vend	*02/18/21			447.55CR
	02/26/21	AP	90		Terrence S Werner JR	0	Reimburse Weekend off-hours	Student Council	*02/26/21			100.00CR
	02/26/21	AP	90		Broadway Theatre	0	Frosted Formal Movies	Student Council	02/11/21	930403	02/11/21	408.00
	02/26/21	AP	90		Taylor County Supportive Housing	0	Wed jeans fundraiser	Student Council	02/18/21	930413	02/18/21	550.00

ACCOUNT

NUMBER FUNCTION

60 L 000 000 814486 000 (continued)

Date	Src	Sub	Batch	Vendor Name/Ref	PO#/Line#	Description	Inv#/Desc2	Inv Date	Chk#/Rec#	Check Date	Amount
				Housing							
02/26/21	AP		90	Mid-Wisconsin Beverage	0	Vending Product	Student	02/18/21	930414	02/18/21	447.55
				Inc			Council/Vend				
02/26/21	AP		90	Mid-Wisconsin Beverage	0	Vending Product	Student Council	02/11/21	930402	02/11/21	562.55
				Inc							
02/26/21	AP		90	Terrence S Werner JR	0	Reimburse Weekend off-hours	Student Countil	02/26/21	930419	02/26/21	100.00
02/26/21	CR		90		2	LINDAU - REG FEES	STUDENT COUNCIL	02/03/21	6836		8.00CR
02/26/21	CR		90		5	LINDAU - STAFF JEANS HOMELESS	STUDENT COUNCIL	02/08/21	6839		120.00CR
						SHELTER FUND					
02/26/21	CR		90		6	LINDAU - RAIDER STRONG SHIRT	STUDENT COUNCIL	02/08/21	6840		75.00CR
02/26/21	CR		90		11	LINDAU - STAFF JEANS HOMELESS	STUDENT COUNCIL	02/16/21	6845		430.00CR
						SHELTER					
02/26/21	CR		90		14	LINDAU - MACHINES	STUDENT COUNCIL	02/25/21	6848		604.00CR
02/26/21	CR		90		18	LINDAU - NEW STUDENT REG	STUDENT COUNCIL	02/26/21	6852		4.00CR
						February					827.10
						*60 L 000 000 814486 000					827.10
						*Accounts Payable					2,068.10
						*Cash Receipts					1,241.00CR
				9,750.33CR Beg Bal		1,222.79 Activity					8,527.54CR End Bal

60 L 000 000 814494 000

WEIGHT LIFTERS

\*60 L 000 000 814494 000

0.00

109.00CR Beg Bal

0.00 Activity

109.00CR End Bal

60 - --- --- --- ---

\*AGENCY FUND

Number of Accounts: 37

\*\*\*\*\* End of report \*\*\*\*\*

POST	REFERENCE 1	BANK	REFERENC	SS	LINE	DESCRIPTION 1	DESCRIPTION 2	DATE	AMOUNT
02/26/2021		BNK9	6835	90	1	FORTIN - ART SALE	LAB FEES	02/01/2021	86.00
02/26/2021		BNK9	6844	90	10	FORTIN - DONATIONAL NATHAN MEYER	ART RESALE	02/16/2021	100.00
02/26/2021		BNK9	6846	90	12	FORTIN - LAB FEES	ART RESALE	02/16/2021	91.00
02/26/2021		BNK9	6851	90	17	HEIKKINEN - STUDENT REG	CLASS OF 2024	02/26/2021	1.00
02/26/2021		BNK9	6838	90	4	VENZKE - REG FEES	CLASS OF 2022	02/03/2021	1.00
02/26/2021		BNK9	6837	90	3	SWEDLUND - REG FEES	CLASS OF 2023	02/03/2021	1.00
02/26/2021		BNK9	0003	90	3	INTEREST	INTEREST	02/26/2021	1.90
02/26/2021		BNK9	0001	90	1	RED ZONE	RED ZONE	02/26/2021	34.40
02/26/2021		BNK9	6842	90	8	LYBERT - MACHINES	STUDENT VENDING	02/10/2021	283.00
02/26/2021		BNK9	6843	90	9	LYBERT - R & J REFUND	STUDENT VENDING	02/10/2021	1,083.00
02/26/2021		BNK9	6849	90	15	LYBERT - R & J TICKET	STUDENT VENDING	02/26/2021	14.00
02/26/2021		BNK9	6850	90	16	LYBERT - GAITER/MASK SALES	STUDENT VENDING	02/26/2021	145.00
02/26/2021		BNK9	6841	90	7	BUSKERUD - SPIRIT ROCK	POST PROM	02/09/2021	100.00
02/26/2021		BNK9	6847	90	13	B GELHAUS - NTC CHECK	YOUTH APPRENTICE	02/17/2021	1,500.00
02/26/2021		BNK9	6836	90	2	LINDAU - REG FEES	STUDENT COUNCIL	02/03/2021	8.00
02/26/2021		BNK9	6839	90	5	LINDAU - STAFF JEANS HOMELESS SHELTER FU	STUDENT COUNCIL	02/08/2021	120.00
02/26/2021		BNK9	6840	90	6	LINDAU - RAIDER STRONG SHIRT	STUDENT COUNCIL	02/08/2021	75.00
02/26/2021		BNK9	6845	90	11	LINDAU - STAFF JEANS HOMELESS SHELTER	STUDENT COUNCIL	02/16/2021	430.00
02/26/2021		BNK9	6848	90	14	LINDAU - MACHINES	STUDENT COUNCIL	02/25/2021	604.00
02/26/2021		BNK9	6852	90	18	LINDAU - NEW STUDENT REG	STUDENT COUNCIL	02/26/2021	4.00
02/26/2021		BNK9	0002	90	2	RAIDER CAFE	RAIDER CAFE	02/26/2021	617.29
Total for Cash Receipts									5,299.59



FUND SUMMARY

<u>FUND</u>	<u>DESCRIPTION</u>	<u>BALANCE SHEET</u>	<u>REVENUE</u>	<u>EXPENSE</u>	<u>TOTAL</u>
60	AGENCY FUND	5,299.59	0.00	0.00	5,299.59
***	Fund Summary Totals ***	5,299.59	0.00	0.00	5,299.59

\*\*\*\*\* End of report \*\*\*\*\*

## POST

<u>DATE</u>	<u>CHECK</u>	<u>TYP</u>	<u>BANK</u>	<u>VENDOR</u>	<u>VENDOR NAME</u>	<u>DESCRIPTION</u>	<u>DATE</u>	<u>INVOICE #</u>	<u>AMOUNT</u>
02/26/2021	930401	M	MASH AGENC	GINGRKR000	Gingras, Kristine	Reimburse Science Olympiad	02/11/2021	Science 01	43.21
02/26/2021	930402	M	MASH AGENC	MID-WISCO00	Mid-Wisconsin Bevera	Vending Product	02/11/2021	Student Co	562.55
02/26/2021	930403	M	MASH AGENC	BROA THE000	Broadway Theatre	Frosted Formal Movies	02/11/2021	Student Co	408.00
02/26/2021	930404	M	MASH AGENC	FAUDEHOP001	Faude, Hope	Reimburse R & J ticket	02/11/2021	Student Ve	14.00
02/26/2021	930405	M	MASH AGENC	HAYNELIN001	Haynes, Lindsey	Reimburse R & J ticket	02/11/2021	Student Ve	14.00
02/26/2021	930406	M	MASH AGENC	HALOPEMM000	Halopka, Emma	Reimburse R & J ticket	02/11/2021	Student Ve	14.00
02/26/2021	930407	M	MASH AGENC	KOONTKYL002	Koontz, Kylee	Reimburse R & J ticket	02/11/2021	Student Ve	14.00
02/26/2021	930408	M	MASH AGENC	ETSITULA003	Etsitty, Ulanna	Reimburse R & J ticket	02/11/2021	Student Ve	14.00
02/26/2021	930409	M	MASH AGENC	HAAVIWIL000	Haavisto, William	Reimburse R & J ticket	02/11/2021	Student Ve	14.00
02/26/2021	930410	M	MASH AGENC	MELLABRI001	Mellady, Brianna	Reimburse R & J ticket	02/11/2021	Student Ve	14.00
02/26/2021	930411	M	MASH AGENC	BUZZEANN001	Buzzeu, Annabeth	Reimburse R & J ticket	02/11/2021	Student Ve	14.00
02/26/2021	930412	M	MASH AGENC	MAPS 001	Medford Area Public	Reimburse R & J ticket 66 x \$14 = \$924	02/11/2021	Student Ve	924.00
02/26/2021	930413	M	MASH AGENC	TAYLOR C005	Taylor County Suppor	Wed jeans fundraiser	02/18/2021	Student Co	550.00
02/26/2021	930414	M	MASH AGENC	MID-WISCO00	Mid-Wisconsin Bevera	Vending Product	02/18/2021	Student Co	589.57
02/26/2021	930415	M	MASH AGENC	WAEA 001	WAEA	Yourth Art Month Art Show	02/24/2021	Art Club	15.00
02/26/2021	930416	M	MASH AGENC	CANTEEN 000	Canteen Dining Servi	Vending Product	02/24/2021	Student Ve	281.60
02/26/2021	930417	M	MASH AGENC	MID-WISCO00	Mid-Wisconsin Bevera	Vending Product	02/26/2021	Marketing/	126.78
02/26/2021	930418	M	MASH AGENC	HEIKKREB000	Heikkinen, Rebeckah	Reimburse RPM supplies	02/26/2021	Student Ve	26.09
02/26/2021	930419	M	MASH AGENC	WERNETER002	Werner, Terrence JR	Reimburse Weekend off-hours	02/26/2021	Student Co	100.00
02/26/2021	930420	M	MASH AGENC	DASSOCHL001	Dassow, Chloe	Reimburse R & J ticket	02/26/2021	Student Ve	14.00
Totals for checks									3,752.80

FUND SUMMARY

<u>FUND</u>	<u>DESCRIPTION</u>	<u>BALANCE SHEET</u>	<u>REVENUE</u>	<u>EXPENSE</u>	<u>TOTAL</u>
60	AGENCY FUND	3,752.80	0.00	0.00	3,752.80
***	Fund Summary Totals ***	3,752.80	0.00	0.00	3,752.80

\*\*\*\*\* End of report \*\*\*\*\*

MEDFORD AREA PUBLIC SCHOOL DISTRICT

**REGULAR BOARD OF EDUCATION MEETING**

**March 22, 2021**

**VOUCHER CHECKS**

The Medford Area Public School District Board of Education approves the following:

Check # 168956 to

Check # 169375.

Amount \$ 977,699.53 for voucher checks and

Amount \$ 1,074,534.42 for payroll.

CHECK #	CHECK DATE	VENDOR	PO INVOICE #	DESCRIPTION	CHECK AMOUNT	ACCOUNT	POST DATE
			NUMBER			NUMBER	
168956	02/16/2021	Porten, Samuel	0 REIMBURSE	SPED LAW & EFFECTIVE PRACTICE	375.00	27 E 800 291 221300 341	02/16/2021
				Totals for Porten, Samuel	375.00		
168957	02/17/2021	Frizzell, Rachel	0 2/12/21	GNC GYMNASTICS MEET-MILEAGE	30.00	10 E 400 310 162000 962	02/17/2021
				Totals for Frizzell, Rachel	30.00		
168958	02/17/2021	Mader, Judy	0 2/1-12/21	HOLY ROSARY TITLE I (9.25 HOURS)	693.75	10 E 510 370 431000 141	02/17/2021
168958	02/17/2021	Mader, Judy	0 2/1-12/21	IMMANUEL LUTHERAN TITLE I (4.0 HOURS)	300.00	10 E 520 370 431000 141	02/17/2021
				Totals for Mader, Judy	993.75		
168959	02/17/2021	WE Energies	0 0711951130-0000	MAMS: 1/1-31/21	1,362.32	10 E 800 331 253000 000	02/17/2021
168959	02/17/2021	WE Energies	0 0711951130-0000	MASH POOL/THEATER: 1/19-2/15/21	1,759.63	10 E 800 331 253000 000	02/17/2021
168959	02/17/2021	WE Energies	0 0711951130-0000	DISTRICT OFFICE: 1/19-2/15/21	220.53	10 E 800 331 253000 000	02/17/2021
168959	02/17/2021	WE Energies	0 0711951130-0000	MASH STORAGE/VEHICLE/OFFICE: 1/19-2/15/21	207.97	10 E 800 331 253000 000	02/17/2021
168959	02/17/2021	WE Energies	0 0711951130-0000	MASH BOILERS & MAES: 1/1-31/21	2,148.27	10 E 800 331 253000 000	02/17/2021
168959	02/17/2021	WE Energies	0 0711951130-0000	1055 W BROADWAY: 1/19-2/15/21	532.54	10 E 800 331 253000 000	02/17/2021
168959	02/17/2021	WE Energies	0 0711951130-0000	STETSONVILLE SCHOOL: 1/19-2/15/21	1,354.14	10 E 800 331 253000 000	02/17/2021
				Totals for WE Energies	7,585.40		
168960	02/18/2021	Cebula, Robert	0 2/19/21	BBB REGIONALS VS MERRILL	70.00	10 E 400 310 162000 957	02/18/2021
				Totals for Cebula, Robert	70.00		
168961	02/18/2021	Haupt, Justin	0 2/19/21	BBB REGIONALS VS MERRILL	70.00	10 E 400 310 162000 957	02/18/2021
				Totals for Haupt, Justin	70.00		
168962	02/18/2021	Skibba, Mark	0 2/19/21	BBB REGIONALS VS MERRILL	136.00	10 E 400 310 162000 957	02/18/2021
				Totals for Skibba, Mark	136.00		
168963	02/18/2021	The Sports Page	0 2/12	18 STUDENTS-SPECIAL EDUCATION	216.00	27 E 800 411 218200 341	02/18/2021
				Totals for The Sports Page	216.00		
168964	02/18/2021	WI Dells Achery Club	0 REGISTRATION	22 ARCHERS @ \$12	264.00	21 E 100 940 240000 090	02/18/2021
				Totals for WI Dells Achery Club	264.00		
168965	02/22/2021	USPS - MEDFORD	0 2020/21	BULK MAILING-DISTRICT NEWSLETTER	855.76	10 E 800 353 260000 000	02/22/2021
				Totals for USPS - MEDFORD	855.76		
168966	02/22/2021	A'viands LLC	0 INV1900025678	JANUARY 2021 FOOD SERVICE	89,094.66	50 L 000 000 811200 000	02/22/2021
				Totals for A'viands LLC	89,094.66		
168967	02/22/2021	Belleville High School	0 2020/21	520a7e20 - DIVISION C REGISTRATION	180.00	10 E 800 940 172000 000	02/22/2021
				Totals for Belleville High School	180.00		
168968	02/22/2021	Boyceville High School	0 115	INVITATIONAL REGISTRATION FEE	180.00	10 E 800 940 172000 000	02/22/2021
				Totals for Boyceville High School	180.00		
168969	02/22/2021	Bushman, Timothy	0 2/20/21	BBB REGIONAL VS RHINELANDER	70.00	10 E 400 310 162000 957	02/22/2021
				Totals for Bushman, Timothy	70.00		
168970	02/22/2021	Charter Communications	0 0002810021521	8245 11 246 0002810: TV: 2/15-3/14/21	30.84	80 E 800 359 230000 000	02/22/2021

CHECK #	CHECK DATE	VENDOR	PO INVOICE #	DESCRIPTION	CHECK AMOUNT	ACCOUNT	POST DATE
			NUMBER			NUMBER	
168970	02/22/2021	Charter Communications	0 0033928021421	8245 11 795 0033928: DATA LINES	1,283.80	10 E 800 358 260000 000	02/22/2021
168970	02/22/2021	Charter Communications	0 0033928021421	8245 11 795 0033928: DATA LINES	631.76	99 E 600 358 221200 360	02/22/2021
168970	02/22/2021	Charter Communications	0 0033928021421	8245 11 795 0033928: DATA LINES	1,283.80	10 E 800 358 260000 000	02/22/2021
168970	02/22/2021	Charter Communications	0 0033928021421	8245 11 795 0033928: DATA LINES	1,283.80	10 E 800 360 295000 000	02/22/2021
				Totals for Charter Communications	1,946.40		
168971	02/22/2021	Daniels, Ray	0 1/18/21	JV2 GBB VS TOMAHAWK-TICKETS	30.00	10 E 400 310 162000 956	02/22/2021
168971	02/22/2021	Daniels, Ray	0 12/21/20	JV2 GBB VS MOSINEE-TICKETS	30.00	10 E 400 310 162000 956	02/22/2021
168971	02/22/2021	Daniels, Ray	0 2/1/21	JV2 GBB VS WISCONSIN RAPIDS-TICKETS	30.00	10 E 400 310 162000 956	02/22/2021
				Totals for Daniels, Ray	90.00		
168972	02/22/2021	Flexer, Carol	0 2/17/21	2-HR WEBINAR: HEARING LOSS, EXECUTIVE FUNCTION AND THEORY OF MIND: AN AUDITORY BRAIN PERSPECTIVE	600.00	10 E 800 310 221300 297	02/22/2021
				Totals for Flexer, Carol	600.00		
168973	02/22/2021	GFL Environmental	0 UD0000006214	WASTE SERVICES: JANUARY 2021	908.04	10 E 400 324 253000 000	02/22/2021
168973	02/22/2021	GFL Environmental	0 UD0000006214	WASTE SERVICES: JANUARY 2021	655.43	10 E 100 324 253000 000	02/22/2021
168973	02/22/2021	GFL Environmental	0 UD0000006214	WASTE SERVICES: JANUARY 2021	332.30	10 E 101 324 253000 000	02/22/2021
168973	02/22/2021	GFL Environmental	0 UD0000006214	WASTE SERVICES: JANUARY 2021	476.46	10 E 200 324 253000 000	02/22/2021
				Totals for GFL Environmental	2,372.23		
168974	02/22/2021	Hamilton Science Olympiad	0 be388409	BADGER INVITATIONAL REGISTRATION	150.00	10 E 800 940 172000 000	02/22/2021
				Totals for Hamilton Science Olympiad	150.00		
168975	02/22/2021	Hollander, Anthony	0 2/20/21	BBB REGIONAL VS RHINELANDER	118.00	10 E 400 310 162000 957	02/22/2021
				Totals for Hollander, Anthony	118.00		
168976	02/22/2021	Hopperdietzel, Leatha	0 MEMORIAL	REUBEN SCHAFER	40.00	10 E 800 411 231000 000	02/22/2021
				Totals for Hopperdietzel, Leatha	40.00		
168977	02/22/2021	Lee Recreation LLC	0 13520-21	FIT-2628-MIDDLE SCHOOL	44,204.00	80 E 200 551 393000 209	02/22/2021
				Totals for Lee Recreation LLC	44,204.00		
168978	02/22/2021	Lind, Gabriel	0 2/20/21	BBB REGIONAL VS RHINELANDER	70.00	10 E 400 310 162000 957	02/22/2021
				Totals for Lind, Gabriel	70.00		
168979	02/22/2021	Manpower	0 35702374	FITNESS CENTER SUPERVISOR	241.40	80 E 400 310 230000 000	02/22/2021
168979	02/22/2021	Manpower	0 35702374	CLC STAFF	1,103.22	80 E 800 310 240000 740	02/22/2021
168979	02/22/2021	Manpower	0 35702374	GBB TICKETS	39.92	10 E 400 310 162000 956	02/22/2021
				Totals for Manpower	1,384.54		
168980	02/22/2021	Marquette University High Scho	0 775e7693	REGISTRATION	180.00	10 E 800 940 172000 000	02/22/2021
				Totals for Marquette University High Sch	180.00		
168981	02/22/2021	Mejia, Michelle	0 2/8-19/21	ELL TUTOR	1,137.50	10 E 800 310 171000 000	02/22/2021
				Totals for Mejia, Michelle	1,137.50		
168982	02/22/2021	Menard's	0 17108	MASH CUSTODIAL SUPPLIES	235.72	10 E 400 411 253000 000	02/22/2021

CHECK #	CHECK DATE	VENDOR	PO INVOICE #	DESCRIPTION	CHECK AMOUNT	ACCOUNT	POST DATE
			NUMBER			NUMBER	
				Totals for Menard's	235.72		
168983	02/22/2021	Mid-Wisconsin Beverage Inc	0 2745058	MAES	136.52	21 E 100 411 240000 070	02/22/2021
				Totals for Mid-Wisconsin Beverage Inc	136.52		
168984	02/22/2021	National Association for Music	0 2/25/20-3/26/21	BECKY RISCH MEMBERSHIP DUES	127.00	10 E 200 940 125400 000	02/22/2021
				Totals for National Association for Musi	127.00		
168985	02/22/2021	Onalaska High School	0 2/18/21	GBB TICKETS: 55 @ 7	385.00	10 R 800 271 500000 000	02/22/2021
				Totals for Onalaska High School	385.00		
168986	02/22/2021	Slinger High School	0 12	SCIENCE OLYMPIAD REGISTRATION	180.00	10 E 800 940 172000 000	02/22/2021
				Totals for Slinger High School	180.00		
168989	02/22/2021	Synchrony Bank/Amazon	0 967477634637	TONER	112.89	10 E 800 411 260000 000	02/22/2021
168989	02/22/2021	Synchrony Bank/Amazon	1002000044 993433535395	phy ed equipment	52.15	10 E 101 411 143000 000	02/22/2021
168989	02/22/2021	Synchrony Bank/Amazon	3002000097 933437836843	math supplies	132.35	10 E 100 411 110000 000	02/22/2021
168989	02/22/2021	Synchrony Bank/Amazon	3002000098 454998696678	Classroom Supplies	83.42	10 E 100 411 110000 000	02/22/2021
168989	02/22/2021	Synchrony Bank/Amazon	3002000099 699459736883	consumables	29.48	10 E 100 411 110000 000	02/22/2021
168989	02/22/2021	Synchrony Bank/Amazon	3002000104 464839435937	Pencil Sharpener	34.99	10 E 100 411 110000 000	02/22/2021
168989	02/22/2021	Synchrony Bank/Amazon	3002000105 677883834948	toys for GI	99.90	10 E 100 411 110000 000	02/22/2021
168989	02/22/2021	Synchrony Bank/Amazon	3002000106 596933654636	Classroom Supplies	15.50	10 E 100 411 110000 000	02/22/2021
168989	02/22/2021	Synchrony Bank/Amazon	3002000106 735547738347	Classroom Supplies	25.97	10 E 100 411 110000 000	02/22/2021
168989	02/22/2021	Synchrony Bank/Amazon	3002000109 647859849654	G2 Headphones for Reading Assistant	645.00	10 E 100 411 129300 000	02/22/2021
168989	02/22/2021	Synchrony Bank/Amazon	3002000118 769387695969	Consumables	151.62	10 E 100 411 110000 000	02/22/2021
168989	02/22/2021	Synchrony Bank/Amazon	3012000022 446797889734	gloves	80.96	10 E 100 411 253000 000	02/22/2021
168989	02/22/2021	Synchrony Bank/Amazon	6002000161 995836695575	OT sensory	24.96	99 E 600 411 110000 360	02/22/2021
168989	02/22/2021	Synchrony Bank/Amazon	6002000181 748834745973	Sensory Tool	15.98	99 E 600 411 110000 360	02/22/2021
168989	02/22/2021	Synchrony Bank/Amazon	6002000182 488673986933	OT - chewelry	21.98	99 E 600 411 110000 360	02/22/2021
168989	02/22/2021	Synchrony Bank/Amazon	6002000186 847667587553	sensory seating	48.93	99 E 600 411 110000 360	02/22/2021
168989	02/22/2021	Synchrony Bank/Amazon	6002000188 998986749574	Handwriting Tools	36.59	99 E 600 411 221200 360	02/22/2021
168989	02/22/2021	Synchrony Bank/Amazon	6002000189 887966446836	OT - Wikki stix	20.94	99 E 600 411 110000 360	02/22/2021
168989	02/22/2021	Synchrony Bank/Amazon	6002000193 544778655877	Student materials	21.98	99 E 600 411 110000 360	02/22/2021
168989	02/22/2021	Synchrony Bank/Amazon	8002000069 499697696587	Consumables	78.93	10 E 800 411 122000 141	02/22/2021
168989	02/22/2021	Synchrony Bank/Amazon	8002000291 639684584334	ENVELOPE SEALERS	4.99	10 E 800 411 260000 000	02/22/2021
168989	02/22/2021	Synchrony Bank/Amazon	8002002092 463579379683	DO SUPPLIES	56.39	10 E 800 411 260000 000	02/22/2021
168989	02/22/2021	Synchrony Bank/Amazon	8012000128 774964563935	DESK CALENDAR	11.40	10 E 800 411 232000 000	02/22/2021
168989	02/22/2021	Synchrony Bank/Amazon	9002000127 588374666485	AnnMarie grant items	70.92	27 E 800 411 158700 341	02/22/2021
168989	02/22/2021	Synchrony Bank/Amazon	9002000127 588374666485	AnnMarie grant items	1,054.78	21 E 100 411 110000 000	02/22/2021
168989	02/22/2021	Synchrony Bank/Amazon	9002000127 797685896668	AnnMarie grant items	12.45	27 E 800 411 158700 341	02/22/2021
168989	02/22/2021	Synchrony Bank/Amazon	9002000127 797685896668	AnnMarie grant items	185.22	21 E 100 411 110000 000	02/22/2021
168989	02/22/2021	Synchrony Bank/Amazon	9002000132 694596835736	DAILE supplies	147.05	27 E 800 411 156600 341	02/22/2021
168989	02/22/2021	Synchrony Bank/Amazon	9002000136 669698955336	Stroller	269.99	27 E 800 440 218200 341	02/22/2021

CHECK #	CHECK DATE	VENDOR	PO INVOICE #	DESCRIPTION	CHECK AMOUNT	ACCOUNT	POST DATE
			NUMBER			NUMBER	
168989	02/22/2021	Synchrony Bank/Amazon	9002000138 694589563494	Headsets	557.00	27 E 800 411 158700 341	02/22/2021
168989	02/22/2021	Synchrony Bank/Amazon	9002000139 785878553476	Home Resource supplies	29.98	21 E 100 411 240000 036	02/22/2021
168989	02/22/2021	Synchrony Bank/Amazon	9002000140 433989745553	AT Supplies	29.78	27 E 800 411 156600 341	02/22/2021
168989	02/22/2021	Synchrony Bank/Amazon	9002000140 466666694434	AT Supplies	127.95	27 E 800 411 156600 341	02/22/2021
168989	02/22/2021	Synchrony Bank/Amazon	9002000141 468756387557	Classroom supplies	16.99	27 E 800 411 158700 341	02/22/2021
168989	02/22/2021	Synchrony Bank/Amazon	9002000141 834546553764	Classroom supplies	14.09	27 E 800 411 158700 341	02/22/2021
168989	02/22/2021	Synchrony Bank/Amazon	9002000141 959354736379	Classroom supplies	39.05	27 E 800 411 158700 341	02/22/2021
168989	02/22/2021	Synchrony Bank/Amazon	9002000143 467644585978	dyslexia paperback	149.90	27 E 800 439 221300 341	02/22/2021
168989	02/22/2021	Synchrony Bank/Amazon	9002000146 878878549857	Classroom supplies for anxiety/ADHD	31.87	27 E 800 411 158700 341	02/22/2021
Totals for Synchrony Bank/Amazon					4,544.32		
168990	02/22/2021	Wisconsin Public Service	0 0621559037-0000	MOSINEE/RVA: 1/18-2/15/21	161.82	99 E 600 331 253000 360	02/22/2021
Totals for Wisconsin Public Service					161.82		
168991	02/23/2021	Immanuel Lutheran School	0 11/12-1/12/21	ESSER SUPPLIES-FACE MASKS/BAGS	11.92	10 E 520 411 253000 160	02/23/2021
168991	02/23/2021	Immanuel Lutheran School	0 11/12-1/12/21	ESSER SUPPLIES-FACE MASKS/BAGS	55.84	10 E 520 420 253000 160	02/23/2021
Totals for Immanuel Lutheran School					67.76		
168992	02/23/2021	Hartl, Casey	0 2020/21	MAMS GRADE 7 GIRLS BASKETBALL COACH	1,291.00	80 E 200 310 393000 956	02/23/2021
Totals for Hartl, Casey					1,291.00		
168993	02/23/2021	Kinect Energy Inc	0 29123-41103	JANUARY	7,146.03	10 E 800 331 253000 000	02/23/2021
Totals for Kinect Energy Inc					7,146.03		
168994	02/23/2021	Reinke, Amanda	0 31	8.5 HRS. ONSITE/1 HR FOLLOW UP-2/16/21 ONSITE VISIT (9.5 HRS. X \$80/HR) PLUS TRAVEL TIME	930.00	27 E 800 371 436000 341	02/23/2021
Totals for Reinke, Amanda					930.00		
168995	02/23/2021	Roehrborn, Linda	0 2/16	OWL PELLET COURSE: SUPPLIES-\$381.80 / 85 FAMILIES @ \$5-\$425.00	381.80	99 E 600 411 110000 360	02/23/2021
168995	02/23/2021	Roehrborn, Linda	0 2/16	OWL PELLET COURSE: SUPPLIES-\$381.80 / 85 FAMILIES @ \$5-\$425.00	425.00	99 E 600 310 221200 360	02/23/2021
Totals for Roehrborn, Linda					806.80		
168996	02/23/2021	WIAA	0 2/19/21	BOYS REGIONAL BASKETBALL: MEDFORD VS MERRILL	614.71	10 E 400 411 162000 957	02/23/2021
168996	02/23/2021	WIAA	0 2/20/21	BOYS REGIONAL BASKETBALL: MEDFORD VS RHINELANDER	586.87	10 E 400 411 162000 957	02/23/2021
168996	02/23/2021	WIAA	0 2/9/21	GIRLS REGIONAL BASKETBALL: MEDFORD VS RHINELANDER	42.97	10 E 400 411 162000 956	02/23/2021
Totals for WIAA					1,244.55		



CHECK #	CHECK DATE	VENDOR	PO INVOICE #	DESCRIPTION	CHECK AMOUNT	ACCOUNT	POST DATE
			NUMBER			NUMBER	
168997	02/25/2021	Medford Area Public School Dis	0 2/26/2021	PAYRO 2/26/2021 PAYROLL	522,446.74	10 A 000 000 711100 000	02/25/2021
				Totals for Medford Area Public School Di	522,446.74		
168998	02/25/2021	Acker, Brad	0 1/13-2/12/21	RVA INTERNET REIMBURSEMENT	59.99	99 E 600 358 221200 360	02/25/2021
168998	02/25/2021	Acker, Brad	0 12/13/20-1/12/2	RVA INTERNET REIMBURSEMENT	59.99	99 E 600 358 221200 360	02/25/2021
				Totals for Acker, Brad	119.98		
168999	02/25/2021	Beck, Thomas	0 2/25/21	BBB SECTIONALS VS RICE LAKE	80.00	10 E 400 310 162000 957	02/25/2021
				Totals for Beck, Thomas	80.00		
169000	02/25/2021	Brzezinski, Adam	0 2/25/21	BBB SECTIONALS VS RICE LAKE	116.00	10 E 400 310 162000 957	02/25/2021
				Totals for Brzezinski, Adam	116.00		
169001	02/25/2021	Swanepoel, Adam	0 2/25/21	BBB SECTIONALS VS RICE LAKE	152.00	10 E 400 310 162000 957	02/25/2021
				Totals for Swanepoel, Adam	152.00		
169002	02/25/2021	Holy Rosary Catholic School	0 REIMBURSE	ESSER FUNDS - 10 iPADS	2,990.00	10 E 510 482 221500 160	02/25/2021
169002	02/25/2021	Holy Rosary Catholic School	0 REIMBURSE2	ESSER FUNDS - 29 SOAP DISPENSERS	2,049.31	10 E 510 440 253000 160	02/25/2021
169002	02/25/2021	Holy Rosary Catholic School	0 REIMBURSE3	ESSER FUNDS - GLOVES	45.22	10 E 510 411 253000 160	02/25/2021
169002	02/25/2021	Holy Rosary Catholic School	0 REIMBURSE4	ESSER FUNDS - SANITIZER	254.78	10 E 510 411 253000 160	02/25/2021
				Totals for Holy Rosary Catholic School	5,339.31		
169003	02/25/2021	WI FBLA	0 2021	STATE LDERS ALLISON DEW: ECONOMICS	40.00	10 E 400 940 132000 000	02/25/2021
				Totals for WI FBLA	40.00		
169004	02/26/2021	Thrivent Financial/Lutherans	0 20210226ADDA0	GROUP ID: 000192600-002; L JISKRA - \$300.00	300.00	10 L 000 000 811670 000	02/26/2021
				Totals for Thrivent Financial/Lutherans	300.00		
169005	02/26/2021	Thrivent Mutual Funds	0 20210226ADDATM	Thrivent Mutual Funds; GROUP: 73190820; J HRABY - \$250.00; J LANGE - \$500.00	750.00	10 L 000 000 811670 000	02/26/2021
				Totals for Thrivent Mutual Funds	750.00		
169006	02/26/2021	Ameriprise Financial Services	0 2/26/2021	PAYRO NATIONAL BENEFIT SERVICES - AMERIPRISE; PRD ID: 109214; B WALSH - \$200	200.00	99 L 000 000 811670 000	02/26/2021
				Totals for Ameriprise Financial Services	200.00		
169007	02/26/2021	AXA Equitable	0 20210226ADDA22	AXA EQUITABLE - UNIT: 008365 001; V BERNDT - \$200; L DERFUS - \$75; B NOELDNER - \$500; M PHILLIPS - \$200	775.00	10 L 000 000 811670 000	02/26/2021
169007	02/26/2021	AXA Equitable	0 20210226ADDA22	AXA EQUITABLE - UNIT: 008365 001; V BERNDT - \$200; L DERFUS - \$75; B NOELDNER - \$500; M PHILLIPS - \$200	200.00	99 L 000 000 811670 000	02/26/2021
				Totals for AXA Equitable	975.00		
169008	02/26/2021	Wells Fargo Bank, NA	0 20210212ADDAW	WI Deferred Comp - UNIT 0051	6,920.86	10 L 000 000 811670 000	02/26/2021
169008	02/26/2021	Wells Fargo Bank, NA	0 20210212ADDAW	WI Deferred Comp - UNIT 0051	400.00	27 L 000 000 811670 000	02/26/2021
169008	02/26/2021	Wells Fargo Bank, NA	0 20210212ADDAW	WI Deferred Comp - UNIT 0051	1,070.00	99 L 000 000 811670 000	02/26/2021

CHECK #	CHECK DATE	VENDOR	PO INVOICE #	DESCRIPTION	CHECK AMOUNT	ACCOUNT NUMBER	POST DATE
					Totals for Wells Fargo Bank, NA	8,390.86	
169009	02/26/2021	WI SCTF	0 20210226ADDGA	WI SCTF; T LYBERT - 5032775 - \$211.00; B WERT - 6063683 - \$73.00; J CLIVER - 778717 - \$200.00	484.00	10 L 000 000 811680 000	02/26/2021
					Totals for WI SCTF	484.00	
169010	02/26/2021	AbbyBank	0 CARDS	STATE GYMNASTICS - 9 STUDENTS @ \$25/DAY	225.00	10 E 400 411 162000 962	02/26/2021
					Totals for AbbyBank	225.00	
169011	02/26/2021	Haenel, Kiana	0 SCHOLARSHIP	MEDFORD AREA COUNCIL OF SAFETY	200.00	72 E 800 991 420000 000	02/26/2021
169011	02/26/2021	Haenel, Kiana	0 SCHOLARSHIP2	WHITTLESEY LIONS	300.00	72 E 800 991 420000 000	02/26/2021
					Totals for Haenel, Kiana	500.00	
169012	02/26/2021	Nicks, Cassandra	0 SCHOLARSHIP	ABBYBANK	500.00	72 E 800 991 420000 000	02/26/2021
169012	02/26/2021	Nicks, Cassandra	0 SCHOLARSHIP2	AMERICAN LEGION POST #147	500.00	72 E 800 991 420000 000	02/26/2021
169012	02/26/2021	Nicks, Cassandra	0 SCHOLARSHIP3	MEDFORD EDUCATIONAL STAFF	350.00	72 E 800 991 420000 000	02/26/2021
					Totals for Nicks, Cassandra	1,350.00	
169013	02/26/2021	Onalaska High School	0 2/27/21	GYMNASTICS - STATE - SPECTATOR TICKETS	243.00	10 R 800 271 500000 000	02/26/2021
					Totals for Onalaska High School	243.00	
169014	02/26/2021	Delta Dental of Wisconsin	0 2/26/2021 PAYRO	MARCH 2021; INVOICE: 1567443 & 1567441; MASTER#:11411; ACTIVE EMPLOYEES & COBRA	19,360.86	10 L 000 000 811632 000	02/26/2021
169014	02/26/2021	Delta Dental of Wisconsin	0 2/26/2021 PAYRO	MARCH 2021; INVOICE: 1567443 & 1567441; MASTER#:11411; ACTIVE EMPLOYEES & COBRA	8,905.90	27 L 000 000 811632 000	02/26/2021
169014	02/26/2021	Delta Dental of Wisconsin	0 2/26/2021 PAYRO	MARCH 2021; INVOICE: 1567443 & 1567441; MASTER#:11411; ACTIVE EMPLOYEES & COBRA	305.14	50 L 000 000 811632 000	02/26/2021
169014	02/26/2021	Delta Dental of Wisconsin	0 2/26/2021 PAYRO	MARCH 2021; INVOICE: 1567443 & 1567441; MASTER#:11411; ACTIVE EMPLOYEES & COBRA	5,022.36	99 L 000 000 811632 000	02/26/2021
					Totals for Delta Dental of Wisconsin	33,594.26	
169015	02/26/2021	Kansas City Life Insurance Co	0 2/26/2021 PAYRO	NIS NATIONAL INSURANCE SERVICES; ACCT: 100007500000000; BILL NUMBER: 1431480; PREMIUM MONTH: MARCH 2021	2,783.78	10 L 000 000 811633 000	02/26/2021
169015	02/26/2021	Kansas City Life Insurance Co	0 2/26/2021 PAYRO	NIS NATIONAL INSURANCE SERVICES; ACCT: 100007500000000; BILL NUMBER: 1431480; PREMIUM MONTH:	1,098.10	27 L 000 000 811633 000	02/26/2021

CHECK #	CHECK DATE	VENDOR	PO INVOICE #	DESCRIPTION	CHECK AMOUNT	ACCOUNT	POST DATE
			NUMBER			NUMBER	
				MARCH 2021			
169015	02/26/2021	Kansas City Life Insurance Co	0 2/26/2021	PAYRO NIS NATIONAL INSURANCE SERVICES; ACCT: 100007500000000; BILL NUMBER: 1431480; PREMIUM MONTH: MARCH 2021	33.33	50 L 000 000 811633 000	02/26/2021
169015	02/26/2021	Kansas City Life Insurance Co	0 2/26/2021	PAYRO NIS NATIONAL INSURANCE SERVICES; ACCT: 100007500000000; BILL NUMBER: 1431480; PREMIUM MONTH: MARCH 2021	830.82	99 L 000 000 811633 000	02/26/2021
				Totals for Kansas City Life Insurance Co	4,746.03		
169016	02/26/2021	Aspirus Health Plan	0 2/26/2021	PAYRO ASPIRUS HEALTH PLAN - MARCH 2021 - GROUP#: ASP10000; SUB GROUP: SG01; INVOICE #: 210530000050	255,581.94	10 L 000 000 811631 000	02/26/2021
169016	02/26/2021	Aspirus Health Plan	0 2/26/2021	PAYRO ASPIRUS HEALTH PLAN - MARCH 2021 - GROUP#: ASP10000; SUB GROUP: SG01; INVOICE #: 210530000050	123,485.56	27 L 000 000 811631 000	02/26/2021
169016	02/26/2021	Aspirus Health Plan	0 2/26/2021	PAYRO ASPIRUS HEALTH PLAN - MARCH 2021 - GROUP#: ASP10000; SUB GROUP: SG01; INVOICE #: 210530000050	4,876.54	50 L 000 000 811631 000	02/26/2021
169016	02/26/2021	Aspirus Health Plan	0 2/26/2021	PAYRO ASPIRUS HEALTH PLAN - MARCH 2021 - GROUP#: ASP10000; SUB GROUP: SG01; INVOICE #: 210530000050	69,582.49	99 L 000 000 811631 000	02/26/2021
				Totals for Aspirus Health Plan	453,526.53		
169017	03/01/2021	Eau Claire Jazz Inc	0 2021	EAU CLAIRE JAZZ FESTIVAL	150.00	10 E 400 940 125500 000	03/01/2021
				Totals for Eau Claire Jazz Inc	150.00		
169018	03/01/2021	Manpower	0 35724166	FITNESS CENTER SUPERVISOR	153.62	80 E 400 310 230000 000	03/01/2021
169018	03/01/2021	Manpower	0 35724166	CLC STAFF	433.92	80 E 800 310 240000 740	03/01/2021
				Totals for Manpower	587.54		
169019	03/02/2021	Forest Springs	0 99486	MASH WINTER FUN DAY - 2/4/21 494 @ \$10 / 126 RENTALS @ \$10	6,200.00	10 E 400 411 240000 000	03/02/2021
				Totals for Forest Springs	6,200.00		
169020	03/02/2021	Mader, Judy	0 2/5-26/21	HOLY ROSARY TITLE I (9.75 HRS)	731.25	10 E 510 370 431000 141	03/02/2021
169020	03/02/2021	Mader, Judy	0 2/6-26/21	IMMANUEL LUTHERAN TITLE I (3 HRS)	225.00	10 E 520 370 431000 141	03/02/2021
				Totals for Mader, Judy	956.25		
169021	03/02/2021	Wells Fargo Bank, NA	0 2/26/2021	Payro WI Deferred Comp; Plan#: 98971-01 P4504	1,822.00	10 L 000 000 811670 000	03/02/2021
169021	03/02/2021	Wells Fargo Bank, NA	0 2/26/2021	Payro WI Deferred Comp; Plan#: 98971-01 P4504	50.00	27 L 000 000 811670 000	03/02/2021
169021	03/02/2021	Wells Fargo Bank, NA	0 2/26/2021	Payro WI Deferred Comp; Plan#: 98971-01	4.00	99 L 000 000 811670 000	03/02/2021

CHECK #	CHECK DATE	VENDOR	PO INVOICE #	DESCRIPTION	CHECK AMOUNT	ACCOUNT NUMBER	POST DATE
				P4504			
				Totals for Wells Fargo Bank, NA	1,876.00		
169022	03/02/2021	NVA Vision	0 2/26/2021	Payro Payment for the month of: March 2021; Customer#: 5108; Invoice#: 4363888	1,219.31	10 L 000 000 811639 000	03/02/2021
169022	03/02/2021	NVA Vision	0 2/26/2021	Payro Payment for the month of: March 2021; Customer#: 5108; Invoice#: 4363888	378.65	27 L 000 000 811639 000	03/02/2021
169022	03/02/2021	NVA Vision	0 2/26/2021	Payro Payment for the month of: March 2021; Customer#: 5108; Invoice#: 4363888	47.50	50 L 000 000 811639 000	03/02/2021
169022	03/02/2021	NVA Vision	0 2/26/2021	Payro Payment for the month of: March 2021; Customer#: 5108; Invoice#: 4363888	181.44	99 L 000 000 811639 000	03/02/2021
				Totals for NVA Vision	1,826.90		
169023	03/04/2021	Krug's Bus Service Inc	0 2/3/21 to 3/3/2	PUPIL TRANSPORTATION	1,958.29	10 E 200 341 256770 000	03/04/2021
169023	03/04/2021	Krug's Bus Service Inc	0 2/3/21 to 3/3/2	PUPIL TRANSPORTATION	1,907.60	10 E 400 341 256770 000	03/04/2021
169023	03/04/2021	Krug's Bus Service Inc	0 2/3/21 to 3/3/2	PUPIL TRANSPORTATION	103,780.38	10 E 800 341 256710 000	03/04/2021
169023	03/04/2021	Krug's Bus Service Inc	0 2/3/21 to 3/3/2	PUPIL TRANSPORTATION	270.33	10 E 800 341 256720 000	03/04/2021
169023	03/04/2021	Krug's Bus Service Inc	0 2/3/21 to 3/3/2	PUPIL TRANSPORTATION	1,612.80	10 E 400 341 256742 957	03/04/2021
169023	03/04/2021	Krug's Bus Service Inc	0 2/3/21 to 3/3/2	PUPIL TRANSPORTATION	902.03	10 E 400 341 256742 961	03/04/2021
169023	03/04/2021	Krug's Bus Service Inc	0 2/3/21 to 3/3/2	PUPIL TRANSPORTATION	1,518.09	10 E 400 341 256742 956	03/04/2021
169023	03/04/2021	Krug's Bus Service Inc	0 2/3/21 to 3/3/2	PUPIL TRANSPORTATION	783.78	10 E 400 341 256742 960	03/04/2021
169023	03/04/2021	Krug's Bus Service Inc	0 2/3/21 to 3/3/2	PUPIL TRANSPORTATION	1,892.33	10 E 400 341 256742 962	03/04/2021
169023	03/04/2021	Krug's Bus Service Inc	0 2/3/21 to 3/3/2	PUPIL TRANSPORTATION	696.16	10 E 400 341 256742 959	03/04/2021
169023	03/04/2021	Krug's Bus Service Inc	0 2/3/21 to 3/3/2	PUPIL TRANSPORTATION	1,504.93	27 E 800 348 256250 011	03/04/2021
				Totals for Krug's Bus Service Inc	116,826.72		
169024	03/08/2021	Blue Edge Energy, LLC	0 2676	FEBRUARY	350.00	10 E 800 331 253000 000	03/08/2021
				Totals for Blue Edge Energy, LLC	350.00		
169025	03/08/2021	Charter Communications	0 0062442022721	RBA CABLE: 8245 11 246 0062442 - 2/27-3/26/21	44.88	99 E 600 358 221200 360	03/08/2021
				Totals for Charter Communications	44.88		
169026	03/08/2021	Community Care Programs, Inc.	0 FEBRUARY 2021	DR RIFKEN TIES TRAINING	800.00	10 E 800 310 221300 297	03/08/2021
				Totals for Community Care Programs, Inc.	800.00		
169027	03/08/2021	Equal Right Division	0 FEBRUARY	WORK PERMITS	75.00	21 E 400 310 240000 497	03/08/2021
				Totals for Equal Right Division	75.00		
169028	03/08/2021	GFL Environmental	0 UD0000009352	WASTE SERVICES: FEBRUARY 2021	948.06	10 E 400 324 253000 000	03/08/2021
169028	03/08/2021	GFL Environmental	0 UD0000009352	WASTE SERVICES: FEBRUARY 2021	661.29	10 E 100 324 253000 000	03/08/2021
169028	03/08/2021	GFL Environmental	0 UD0000009352	WASTE SERVICES: FEBRUARY 2021	348.59	10 E 101 324 253000 000	03/08/2021

BOARD CHECK LISTING - JANUARY 25, 2021 (Dates: 07/01/20 - 03/31/21)

CHECK #	CHECK DATE	VENDOR	PO INVOICE #	DESCRIPTION	CHECK AMOUNT	ACCOUNT	POST DATE
			NUMBER			NUMBER	
169028	03/08/2021	GFL Environmental	0 UD0000009352	WASTE SERVICES: FEBRUARY 2021	499.83	10 E 200 324 253000 000	03/08/2021
				Totals for GFL Environmental	2,457.77		
169029	03/08/2021	JEM Productions	0 040421-1	STAGE RENTAL-RURAL VIRTUAL ACADEMY 5/28/21	2,730.00	99 E 600 310 221200 360	03/08/2021
				Totals for JEM Productions	2,730.00		
169030	03/08/2021	Manpower	0 35741592	BAND CONCERT-TICKET TAKER	21.61	10 E 400 310 125500 000	03/08/2021
169030	03/08/2021	Manpower	0 35741592	FITNESS CTR SUPERVISOR	241.40	80 E 400 310 230000 000	03/08/2021
169030	03/08/2021	Manpower	0 35741592	CLC STAFF	1,016.33	80 E 800 310 240000 740	03/08/2021
				Totals for Manpower	1,279.34		
169031	03/08/2021	Mejia, Michelle	0 2/22-3/5/21	ELL TUTOR	1,300.00	10 E 800 310 171000 000	03/08/2021
				Totals for Mejia, Michelle	1,300.00		
169032	03/08/2021	Really Good Stuff	3002000092 7488978	classroom supplies	91.92	10 E 100 411 110000 000	03/08/2021
169032	03/08/2021	Really Good Stuff	3002000093 7488979	student supplies	43.96	10 E 100 411 110000 000	03/08/2021
169032	03/08/2021	Really Good Stuff	3002000094 7488976	classroom supplies	33.92	10 E 100 411 110000 000	03/08/2021
169032	03/08/2021	Really Good Stuff	3002000128 7517052	Classroom supplies	41.98	10 E 100 411 110000 000	03/08/2021
				Totals for Really Good Stuff	211.78		
169033	03/08/2021	Scholastic Book Clubs	0 2772121063	ANGELA READER: 46419145	131.88	27 E 800 411 152000 347	03/08/2021
				Totals for Scholastic Book Clubs	131.88		
169034	03/08/2021	Stukent, Inc.	0 9024	SOCIAL MEDIA/DIGITAL MARKETING BUNDLE	1,800.00	10 E 800 360 132000 400	03/08/2021
				Totals for Stukent, Inc.	1,800.00		
169035	03/08/2021	Taylor Electric Cooperative	0 75601	SCHOOL FOREST: FEBRUARY	90.04	10 E 800 336 253000 000	03/08/2021
				Totals for Taylor Electric Cooperative	90.04		
169036	03/08/2021	Verizon Wireless	0 9874249996	582944984-00001: 2/27-3/26/21	886.28	10 E 800 355 260000 000	03/08/2021
169036	03/08/2021	Verizon Wireless	0 9874249996	582944984-00001: 2/27-3/26/21	222.60	99 E 600 355 221200 360	03/08/2021
				Totals for Verizon Wireless	1,108.88		
169037	03/08/2021	WIHSEA	0 200075	DUES-ESPORTS	100.00	80 E 200 940 393000 000	03/08/2021
169037	03/08/2021	WIHSEA	0 200075	DUES-ESPORTS	100.00	80 E 200 940 393000 000	03/08/2021
169037	03/08/2021	WIHSEA	0 200075	DUES-ESPORTS	100.00	80 E 200 940 393000 971	03/08/2021
				Totals for WIHSEA	100.00		
169038	03/08/2021	Xcel Energy	0 52-6418442-5	SES ELECTRICITY: 1/27-2/26/21	1,681.36	10 E 800 336 253000 000	03/08/2021
				Totals for Xcel Energy	1,681.36		
169039	03/22/2021	Advance Auto Parts	0 2217-777795	AUTO SHOP SUPPLIES	5.64	10 E 400 411 136000 000	03/22/2021
				Totals for Advance Auto Parts	5.64		
169040	03/22/2021	All About Learning Press, Inc.	6002000199 906007	student reading	144.90	99 E 600 470 110000 360	03/22/2021
169040	03/22/2021	All About Learning Press, Inc.	6002000200 906005	spelling materials	67.75	99 E 600 470 110000 360	03/22/2021
169040	03/22/2021	All About Learning Press, Inc.	6002000204 906069	student materials	159.90	99 E 600 470 110000 360	03/22/2021
				Totals for All About Learning Press, Inc	372.55		
169041	03/22/2021	Amazon Capital Services	0 197H-XWCC-1XPC	MAES-FENWAY BOOKS	169.56	10 E 100 439 110000 000	03/22/2021

CHECK #	CHECK DATE	VENDOR	PO INVOICE #	DESCRIPTION	CHECK AMOUNT	ACCOUNT	POST DATE
			NUMBER			NUMBER	
169041	03/22/2021	Amazon Capital Services	0 197H-XWCC-1XPC	MASH CUSTODIAL SUPPLIES	47.27	10 E 400 411 253000 000	03/22/2021
169041	03/22/2021	Amazon Capital Services	0 1YQH-11YF-3F76	MASH DRAMA	58.26	10 E 400 420 122600 000	03/22/2021
169041	03/22/2021	Amazon Capital Services	6002000196 1TFH-1TYG-4R14	Sensory Tool	18.74	99 E 600 411 110000 360	03/22/2021
				Totals for Amazon Capital Services	293.83		
169042	03/22/2021	Amplified IT	8002000073 28868	Chromebook Management software	800.00	10 E 800 360 295000 000	03/22/2021
				Totals for Amplified IT	800.00		
169043	03/22/2021	Ampro Data Services	2002000677 C85235	Open PO - toner	227.00	10 E 200 411 129300 000	03/22/2021
				Totals for Ampro Data Services	227.00		
169044	03/22/2021	Ardor School Solutions	0 M0071088	BRITTNEY LEIS: OCCUPATIONAL THERAPY: 1/24-2/6/21	930.00	27 E 800 360 218100 341	03/22/2021
169044	03/22/2021	Ardor School Solutions	0 M0072301	BRITTNEY LEIS: OCCUPATIONAL THERAPIST: 2/7-20/21	465.00	27 E 800 360 218100 341	03/22/2021
				Totals for Ardor School Solutions	1,395.00		
169045	03/22/2021	Aspirus Clinics Inc	0 90380	EMPLOYEE EXAM	49.50	10 E 800 310 260000 000	03/22/2021
169045	03/22/2021	Aspirus Clinics Inc	0 90750	EAS: FEBRUARY	753.31	10 E 800 244 259000 000	03/22/2021
169045	03/22/2021	Aspirus Clinics Inc	0 90750	EAS: FEBRUARY	188.33	27 E 800 244 259000 011	03/22/2021
				Totals for Aspirus Clinics Inc	991.14		
169046	03/22/2021	Athanasidou, Amber	0 REIMBURSE	CLASSROOM ALLOTMENT	26.76	10 E 100 411 110000 000	03/22/2021
				Totals for Athanasidou, Amber	26.76		
169047	03/22/2021	Background Investigation Burea	0 MED008030121-1	PROFILES: FEBRUARY	83.65	10 E 800 310 260000 000	03/22/2021
				Totals for Background Investigation Bure	83.65		
169048	03/22/2021	Batteries Plus	0 P36506505	MASH BATTERIES	46.00	10 E 400 411 253000 000	03/22/2021
169048	03/22/2021	Batteries Plus	0 P37206221	MASH LED PANEL	54.00	10 E 400 411 253000 000	03/22/2021
				Totals for Batteries Plus	100.00		
169049	03/22/2021	Behling, Brooke	0 REIMBURSE	CLASSROOM ALLOTMENT-SALES TAX NOT REIMBURSED	92.45	10 E 101 411 110000 000	03/22/2021
169049	03/22/2021	Behling, Brooke	0 REIMBURSE2	STUDENT SHOES	8.98	21 E 100 411 240000 036	03/22/2021
				Totals for Behling, Brooke	101.43		
169050	03/22/2021	Bender Investments, Inc.	0 APRIL	RENT: MOSINEE LOCATION	3,060.00	99 E 600 328 255400 360	03/22/2021
				Totals for Bender Investments, Inc.	3,060.00		
169051	03/22/2021	Black River Industries	0 35094	STEVEN ADAMS TRANSPORTATION-JANUARY	238.00	27 E 800 341 256750 451	03/22/2021
				Totals for Black River Industries	238.00		
169052	03/22/2021	Camcor, Inc.	3002000111 2505616	K headphones	135.60	10 E 100 411 110000 000	03/22/2021
				Totals for Camcor, Inc.	135.60		
169053	03/22/2021	Central Wisconsin Auto Parts	0 356293	AUTO SHOP SUPPLIES	22.90	10 E 400 411 136000 000	03/22/2021
169053	03/22/2021	Central Wisconsin Auto Parts	0 356349	AUTO SHOP SUPPLIES	20.58	10 E 400 411 136000 000	03/22/2021
				Totals for Central Wisconsin Auto Parts	43.48		
169054	03/22/2021	Central Wisconsin Publications	0 162436	BOE/REFERENDUM/EMPLOYMENT/EDUC OF	1,540.63	10 E 800 351 260000 000	03/22/2021

CHECK #	CHECK DATE	VENDOR	PO INVOICE #	DESCRIPTION	CHECK AMOUNT	ACCOUNT	POST DATE
			NUMBER			NUMBER	
				MONTH			
169054	03/22/2021	Central Wisconsin Publications	0 162435	DISTRICT NEWSLETTERS	1,921.04	10 E 800 310 231000 000	03/22/2021
169054	03/22/2021	Central Wisconsin Publications	0 162436	CARES	406.00	10 E 800 351 221200 297	03/22/2021
169054	03/22/2021	Central Wisconsin Publications	0 163260	GEN OBLIGATION BONDS	93.50	10 E 800 351 260000 000	03/22/2021
				Totals for Central Wisconsin Publication	3,961.17		
169055	03/22/2021	Chippewa Valley Sporting Goods	4012000019 253424	Open PO-BASKETBALL NETS	73.71	10 E 400 411 162000 957	03/22/2021
				Totals for Chippewa Valley Sporting Good	73.71		
169056	03/22/2021	Commercial Recycling Corp	0 68826	FEBRUARY	35.00	10 E 400 324 253000 000	03/22/2021
169056	03/22/2021	Commercial Recycling Corp	0 68826	FEBRUARY	35.00	10 E 100 324 253000 000	03/22/2021
169056	03/22/2021	Commercial Recycling Corp	0 68826	FEBRUARY	35.00	10 E 101 324 253000 000	03/22/2021
169056	03/22/2021	Commercial Recycling Corp	0 68826	FEBRUARY	35.00	10 E 200 324 253000 000	03/22/2021
				Totals for Commercial Recycling Corp	140.00		
169057	03/22/2021	Complete Control Inc	0 SRVCE042067	ACTUATOR-SES	233.68	10 E 101 324 254300 000	03/22/2021
169057	03/22/2021	Complete Control Inc	0 SRVCE042068	MAMS SERVICE	89.70	10 E 200 324 254300 000	03/22/2021
				Totals for Complete Control Inc	323.38		
169058	03/22/2021	Decker, Eliza	0 12/7-22/20	EMPLOYEE TRAVEL	20.90	27 E 800 342 156600 341	03/22/2021
169058	03/22/2021	Decker, Eliza	0 9/2-12/4/20	EMPLOYEE TRAVEL	107.16	27 E 800 342 156600 341	03/22/2021
169058	03/22/2021	Decker, Eliza	0 REIMBURSE	TEACHERS PAY TEACHERS-NO SALES TAX	25.45	27 E 800 411 156600 341	03/22/2021
169058	03/22/2021	Decker, Eliza	0 REIMBURSE2	ASHA DUES	225.00	27 E 800 940 156600 341	03/22/2021
169058	03/22/2021	Decker, Eliza	0 REIMBURSE3	TEACHERS PAY TEACHERS-NO SALES TAX	8.95	27 E 800 411 156600 341	03/22/2021
				Totals for Decker, Eliza	387.46		
169059	03/22/2021	Department of Public Instructi	0 255-0000038527	EDUCATOR EFFECTIVENESS EVALUATION SYSTEM FEES (2021)	15,360.00	10 E 800 310 221300 583	03/22/2021
				Totals for Department of Public Instruct	15,360.00		
169060	03/22/2021	Department of Safety & Profess	0 532643	MASH ELEVATOR: 1269794	50.00	10 E 400 940 253000 000	03/22/2021
				Totals for Department of Safety & Profes	50.00		
169061	03/22/2021	Draeger, Alex	2002000651 2/5	open po-mams piano tune	95.00	10 E 200 310 125400 000	03/22/2021
				Totals for Draeger, Alex	95.00		
169062	03/22/2021	Dura Weld, Inc	4002000072 2/26	open po	43.00	10 E 400 411 136000 000	03/22/2021
				Totals for Dura Weld, Inc	43.00		
169063	03/22/2021	E-Therapy LLC	0 17536	RVA: 2/1-15/21: SPEECH \$518.75/OCCUPATIONAL \$737.50/ PHYSICAL \$318.75	318.75	27 E 600 360 218200 019	03/22/2021
169063	03/22/2021	E-Therapy LLC	0 17536	RVA: 2/1-15/21: SPEECH \$518.75/OCCUPATIONAL \$737.50/ PHYSICAL \$318.75	1,256.25	27 E 600 360 218100 019	03/22/2021
169063	03/22/2021	E-Therapy LLC	0 17862	RVA: 2/16-28/21: SPEECH-\$137.50/OCCUPATIONAL-\$143.75 / PHYSICAL-\$187.50	187.50	27 E 600 360 218200 019	03/22/2021

CHECK #	CHECK DATE	VENDOR	PO INVOICE #	DESCRIPTION	CHECK AMOUNT	ACCOUNT	POST DATE
			NUMBER			NUMBER	
169063	03/22/2021	E-Therapy LLC	0 17862	RVA: 2/16-28/21: SPEECH-\$137.50/OCCUPATIONAL-\$143.75 / PHYSICAL-\$187.50	281.25	27 E 600 360 218100 019	03/22/2021
				Totals for E-Therapy LLC	2,043.75		
169064	03/22/2021	Edvotek	4002000137 214494	classroom supplies	827.20	10 E 400 411 126000 000	03/22/2021
				Totals for Edvotek	827.20		
169065	03/22/2021	Eric Armin Inc.	3002000132 INV1065950	math manipulatives	99.18	10 E 100 411 110000 000	03/22/2021
				Totals for Eric Armin Inc.	99.18		
169066	03/22/2021	Evan-Moor	6002000185 INV305540	JS Math Curriculum	50.97	99 E 600 411 110000 360	03/22/2021
				Totals for Evan-Moor	50.97		
169067	03/22/2021	Feddick Snowplowing	0 2336	SNOWPLOWING: 1/15-31/21	1,612.50	10 E 400 329 253000 000	03/22/2021
169067	03/22/2021	Feddick Snowplowing	0 2336	SNOWPLOWING: 1/15-31/21	975.00	10 E 100 329 253000 000	03/22/2021
169067	03/22/2021	Feddick Snowplowing	0 2336	SNOWPLOWING: 1/15-31/21	975.00	10 E 200 329 253000 000	03/22/2021
169067	03/22/2021	Feddick Snowplowing	0 2336	SNOWPLOWING: 1/15-31/21	380.00	10 E 101 329 253000 000	03/22/2021
169067	03/22/2021	Feddick Snowplowing	0 2336	SNOWPLOWING: 1/15-31/21	182.00	10 E 800 329 253000 000	03/22/2021
				Totals for Feddick Snowplowing	4,124.50		
169068	03/22/2021	Follett School Solutions, Inc.	2002000607 815803	open po	164.74	10 E 200 432 222200 031	03/22/2021
169068	03/22/2021	Follett School Solutions, Inc.	2002000607 815803F	open po	167.09	10 E 200 432 222200 031	03/22/2021
169068	03/22/2021	Follett School Solutions, Inc.	4002000099 833485	Open PO	39.10	10 E 400 432 222200 031	03/22/2021
				Totals for Follett School Solutions, Inc	370.93		
169069	03/22/2021	Frese Frame Photography	0 2/22	8X10: GYMNASTICS/WRESTLING/BBB	15.00	10 E 400 411 162000 957	03/22/2021
169069	03/22/2021	Frese Frame Photography	0 2/22	8X10: GYMNASTICS/WRESTLING/BBB	15.00	10 E 400 411 162000 959	03/22/2021
169069	03/22/2021	Frese Frame Photography	0 2/22	8X10: GYMNASTICS/WRESTLING/BBB	15.00	10 E 400 411 162000 962	03/22/2021
				Totals for Frese Frame Photography	45.00		
169070	03/22/2021	Gopher Sport	3012000023 IN20436	nets	83.89	10 E 100 411 253000 000	03/22/2021
				Totals for Gopher Sport	83.89		
169071	03/22/2021	Grainger	3012000024 9809379036	parts	12.72	10 E 100 411 253000 000	03/22/2021
				Totals for Grainger	12.72		
169072	03/22/2021	Gumz, Malinda	0 REIMBURSE	SOCIAL STUDIES DAILY CURRICULUM	135.00	27 E 800 470 158700 341	03/22/2021
				Totals for Gumz, Malinda	135.00		
169073	03/22/2021	Hallgren, Kelsie	0 REIMBURSE	CLASSROOM ALLOTMENT	275.00	10 E 100 411 110000 000	03/22/2021
169073	03/22/2021	Hallgren, Kelsie	0 REIMBURSE	CLASSROOM ALLOTMENT	275.00	10 E 100 411 110000 000	03/22/2021
				Totals for Hallgren, Kelsie	0.00		
169074	03/22/2021	Hamlet, Lynette	0 2/2-26/21	EMPLOYEE TRAVEL	17.16	99 E 405 342 129100 394	03/22/2021
				Totals for Hamlet, Lynette	17.16		
169075	03/22/2021	Heid Music	4002000017 2733569	Instrument Repair/Supplies	223.50	10 E 400 411 125500 000	03/22/2021
169075	03/22/2021	Heid Music	4002000017 2733574	Instrument Repair/Supplies	197.30	10 E 400 411 125500 000	03/22/2021
169075	03/22/2021	Heid Music	4002000017 2744603	Instrument Repair/Supplies	239.40	10 E 400 411 125500 000	03/22/2021
169075	03/22/2021	Heid Music	4002000017 2748930	Instrument Repair/Supplies	6.50	10 E 400 411 125500 000	03/22/2021



CHECK #	CHECK DATE	VENDOR	PO INVOICE #	DESCRIPTION	CHECK AMOUNT	ACCOUNT	POST DATE
			NUMBER			NUMBER	
169075	03/22/2021	Heid Music	4002000017 2752302	Instrument Repair/Supplies	3.50	10 E 400 411 125500 000	03/22/2021
169075	03/22/2021	Heid Music	4002000017 2752689	Instrument Repair/Supplies	50.00	10 E 400 411 125500 000	03/22/2021
				Totals for Heid Music	720.20		
169076	03/22/2021	Heinzen Promotional	6002000202 PROM-2136	RVA Tshirts	8,973.62	99 E 600 420 221200 360	03/22/2021
				Totals for Heinzen Promotional	8,973.62		
169077	03/22/2021	Heser Motorsports LLC	0 579431	MASH TECH ED	341.50	21 E 400 411 240000 490	03/22/2021
				Totals for Heser Motorsports LLC	341.50		
169078	03/22/2021	Hillyard Inc.	1012000004 800513712	CREDIT	947.88	10 E 101 411 253000 000	03/22/2021
169078	03/22/2021	Hillyard Inc.	3012000007 604244892	Open PO	754.20	10 E 100 411 253000 000	03/22/2021
169078	03/22/2021	Hillyard Inc.	4012000012 604228792	Open PO	12.31	10 E 400 411 253000 000	03/22/2021
169078	03/22/2021	Hillyard Inc.	4012000012 604238810	Open PO	404.80	10 E 400 411 253000 000	03/22/2021
				Totals for Hillyard Inc.	223.43		
169079	03/22/2021	Hudak, JoAnn	0 REIMBURSE	READING INCENTIVES	188.51	10 E 100 439 222200 031	03/22/2021
				Totals for Hudak, JoAnn	188.51		
169080	03/22/2021	Illuminate Education, Inc.	6002000206 CINV000003107	Subscription and Training	500.00	99 E 600 310 221200 360	03/22/2021
169080	03/22/2021	Illuminate Education, Inc.	6002000206 CINV000003107	Subscription and Training	800.00	99 E 600 360 110000 360	03/22/2021
				Totals for Illuminate Education, Inc.	1,300.00		
169081	03/22/2021	J H Larson Company	3012000008 S102438326.001	Open PO	17.02	10 E 100 411 253000 000	03/22/2021
169081	03/22/2021	J H Larson Company	3012000008 S102438326.002	Open PO	122.16	10 E 100 411 253000 000	03/22/2021
169081	03/22/2021	J H Larson Company	3012000008 S102438326.003	Open PO	45.89	10 E 100 411 253000 000	03/22/2021
169081	03/22/2021	J H Larson Company	4012000013 S102434892.006	Open PO	245.89	10 E 200 411 253000 000	03/22/2021
169081	03/22/2021	J H Larson Company	4012000013 S102434896.001	Open PO	368.83	10 E 200 411 253000 000	03/22/2021
169081	03/22/2021	J H Larson Company	4012000013 S102448808.001	Open PO	94.87	10 E 200 411 253000 000	03/22/2021
				Totals for J H Larson Company	894.66		
169082	03/22/2021	Jiskra, Lisa	0 REIMBURSE	CLASSROOM ALLOTMENT-SALES TAX NOT REIMBURSED	109.00	10 E 100 411 110000 000	03/22/2021
				Totals for Jiskra, Lisa	109.00		
169083	03/22/2021	JW Pepper & Sons, Inc.	2002000650 3563224368	open po	14.97	10 E 200 411 125400 000	03/22/2021
169083	03/22/2021	JW Pepper & Sons, Inc.	2002000650 363197903	open po	11.25	10 E 200 411 125400 000	03/22/2021
169083	03/22/2021	JW Pepper & Sons, Inc.	2002000650 363215471	open po	4.99	10 E 200 411 125400 000	03/22/2021
169083	03/22/2021	JW Pepper & Sons, Inc.	2002000650 363244156	open po	73.69	10 E 200 411 125400 000	03/22/2021
169083	03/22/2021	JW Pepper & Sons, Inc.	2002000650 363244539	open po	56.70	10 E 200 411 125400 000	03/22/2021
169083	03/22/2021	JW Pepper & Sons, Inc.	2002000650 363264840	open po	19.98	10 E 200 411 125400 000	03/22/2021
169083	03/22/2021	JW Pepper & Sons, Inc.	4002000097 363194634	open PO	136.99	10 E 400 411 125500 000	03/22/2021
169083	03/22/2021	JW Pepper & Sons, Inc.	4002000097 363195052	open PO	608.99	10 E 400 411 125500 000	03/22/2021
169083	03/22/2021	JW Pepper & Sons, Inc.	4002000097 363226098	open PO	28.00	10 E 400 411 125500 000	03/22/2021
169083	03/22/2021	JW Pepper & Sons, Inc.	4002000097 363241657	open PO	48.00	10 E 400 411 125500 000	03/22/2021
169083	03/22/2021	JW Pepper & Sons, Inc.	4002000097 363244538	open PO	70.49	10 E 400 411 125500 000	03/22/2021
169083	03/22/2021	JW Pepper & Sons, Inc.	4002000097 363244774	open PO	19.95	10 E 400 411 125500 000	03/22/2021

CHECK #	CHECK DATE	VENDOR	PO INVOICE #	DESCRIPTION	CHECK AMOUNT	ACCOUNT	POST DATE
			NUMBER			NUMBER	
169083	03/22/2021	JW Pepper & Sons, Inc.	4002000097	CREDIT OPEN PO	80.00-	10 E 400 411 125500 000	03/22/2021
				Totals for JW Pepper & Sons, Inc.	1,014.00		
169084	03/22/2021	Klein, Jessie	0	REIMBURSE CLASSROOM ALLOTMENT-SALES TAX NOT REIMBURSED	221.53	10 E 100 411 110000 000	03/22/2021
				Totals for Klein, Jessie	221.53		
169085	03/22/2021	Komanec, Robert	0	REIMBURSE BBB UNIFORM ALTERATION	21.10	10 E 400 411 162000 957	03/22/2021
				Totals for Komanec, Robert	21.10		
169086	03/22/2021	Laher, Megan	0	1/14-2/11/21 EMPLOYEE TRAVEL	17.55	27 E 800 342 218100 341	03/22/2021
169086	03/22/2021	Laher, Megan	0	REIMBURSE DPI LICENSE RENEWAL	125.00	27 E 800 940 218100 341	03/22/2021
				Totals for Laher, Megan	142.55		
169087	03/22/2021	Lakeshore Learning Materials	3002000129	4280460321 Classroom supplies	64.95	10 E 100 411 110000 000	03/22/2021
				Totals for Lakeshore Learning Materials	64.95		
169088	03/22/2021	Le Mahieu, Carrie	0	REIMBURSE RVA POSTAGE	32.33	99 E 600 353 221200 360	03/22/2021
				Totals for Le Mahieu, Carrie	32.33		
169089	03/22/2021	Learning Without Tears	6002000219	INV104395 writing workbook	18.00	99 E 600 470 110000 360	03/22/2021
				Totals for Learning Without Tears	18.00		
169090	03/22/2021	Learning Resources	3002000124	5377456 math classroom supplies	36.94	10 E 100 411 110000 000	03/22/2021
				Totals for Learning Resources	36.94		
169091	03/22/2021	Logic of English	6002000180	INW0702 student materials	94.94	99 E 600 470 110000 360	03/22/2021
169091	03/22/2021	Logic of English	6002000192	INW0714 student materials	94.94	99 E 600 470 110000 360	03/22/2021
169091	03/22/2021	Logic of English	6002000194	INW0721 student materials	94.94	99 E 600 470 110000 360	03/22/2021
169091	03/22/2021	Logic of English	6002000195	INW0739 student materials	94.94	99 E 600 470 110000 360	03/22/2021
169091	03/22/2021	Logic of English	6002000203	INW0789 student-online materials	74.99	99 E 600 360 110000 360	03/22/2021
				Totals for Logic of English	454.75		
169092	03/22/2021	Mayo Clinic	0	0000228329 CONSORTIUM MEMBERSHIP	51.00	10 E 800 940 260000 000	03/22/2021
				Totals for Mayo Clinic	51.00		
169093	03/22/2021	Medford Motors Inc	0	78720 2012 TOWN/COUNTRY: OIL CHANGE	58.45	10 E 800 324 253000 000	03/22/2021
				Totals for Medford Motors Inc	58.45		
169094	03/22/2021	Merkel Company Inc	0	40280 MASH CUSTODIAL SUPPLIES	358.67	10 E 200 411 253000 000	03/22/2021
				Totals for Merkel Company Inc	358.67		
169095	03/22/2021	Metro Fire Protection	0	45148 MAMS ANNUAL SERVICE	77.50	10 E 200 324 253000 000	03/22/2021
169095	03/22/2021	Metro Fire Protection	0	45149 MAES ANNUAL SERVICE	77.50	10 E 100 324 253000 000	03/22/2021
169095	03/22/2021	Metro Fire Protection	0	45150 SES ANNUAL SERVICE	82.50	10 E 101 324 253000 000	03/22/2021
169095	03/22/2021	Metro Fire Protection	0	45151 MASH ANNUAL SERVICE	97.50	10 E 400 324 253000 000	03/22/2021
				Totals for Metro Fire Protection	335.00		
169097	03/22/2021	Moving Beyond the Page	6002000027	248907 Open PO	7.35	99 E 600 470 110000 360	03/22/2021
169097	03/22/2021	Moving Beyond the Page	6002000027	248940 Open PO	7.35	99 E 600 470 110000 360	03/22/2021
169097	03/22/2021	Moving Beyond the Page	6002000027	248982 Open PO	7.35	99 E 600 470 110000 360	03/22/2021
169097	03/22/2021	Moving Beyond the Page	6002000027	248990 Open PO	7.35	99 E 600 470 110000 360	03/22/2021

CHECK #	CHECK DATE	VENDOR	PO INVOICE #	DESCRIPTION	CHECK AMOUNT	ACCOUNT	POST DATE
			NUMBER			NUMBER	
169097	03/22/2021	Moving Beyond the Page	6002000027 249054	Open PO	51.34	99 E 600 470 110000 360	03/22/2021
169097	03/22/2021	Moving Beyond the Page	6002000027 249057	Open PO	787.71	99 E 600 470 110000 360	03/22/2021
169097	03/22/2021	Moving Beyond the Page	6002000027 249058	Open PO	137.75	99 E 600 470 110000 360	03/22/2021
169097	03/22/2021	Moving Beyond the Page	6002000027 249134	Open PO	7.35	99 E 600 470 110000 360	03/22/2021
169097	03/22/2021	Moving Beyond the Page	6002000027 249172	Open PO	81.16	99 E 600 470 110000 360	03/22/2021
169097	03/22/2021	Moving Beyond the Page	6002000027 249194	Open PO	51.34	99 E 600 470 110000 360	03/22/2021
169097	03/22/2021	Moving Beyond the Page	6002000027 249202	Open PO	315.40	99 E 600 470 110000 360	03/22/2021
169097	03/22/2021	Moving Beyond the Page	6002000027 249249	Open PO	7.35	99 E 600 470 110000 360	03/22/2021
169097	03/22/2021	Moving Beyond the Page	6002000027 249268	Open PO	7.35	99 E 600 470 110000 360	03/22/2021
169097	03/22/2021	Moving Beyond the Page	6002000027 249309	Open PO	7.35	99 E 600 470 110000 360	03/22/2021
169097	03/22/2021	Moving Beyond the Page	6002000027 249466	Open PO	40.95	99 E 600 470 110000 360	03/22/2021
169097	03/22/2021	Moving Beyond the Page	6002000027 249467	Open PO	40.95	99 E 600 470 110000 360	03/22/2021
169097	03/22/2021	Moving Beyond the Page	6002000027 249481	Open PO	40.95	99 E 600 470 110000 360	03/22/2021
169097	03/22/2021	Moving Beyond the Page	6002000027 249482	Open PO	40.95	99 E 600 470 110000 360	03/22/2021
169097	03/22/2021	Moving Beyond the Page	6002000027 249483	Open PO	40.95	99 E 600 470 110000 360	03/22/2021
169097	03/22/2021	Moving Beyond the Page	6002000027 249830	Open PO	209.47	99 E 600 470 110000 360	03/22/2021
169097	03/22/2021	Moving Beyond the Page	6002000027 249936	Open PO	590.77	99 E 600 470 110000 360	03/22/2021
169097	03/22/2021	Moving Beyond the Page	6002000027 249943	Open PO	590.77	99 E 600 470 110000 360	03/22/2021
169097	03/22/2021	Moving Beyond the Page	6002000027 249946	Open PO	51.34	99 E 600 470 110000 360	03/22/2021
169097	03/22/2021	Moving Beyond the Page	6002000027 250071	Open PO	157.40	99 E 600 470 110000 360	03/22/2021
Totals for Moving Beyond the Page					3,288.00		
169098	03/22/2021	Nasco	3002000122 21376	Art Supplies MAES	1,044.09	10 E 100 411 121000 000	03/22/2021
169098	03/22/2021	Nasco	3002000122 21376	Art Supplies MAES	447.47	10 E 101 411 121000 000	03/22/2021
169098	03/22/2021	Nasco	8002000075 19618	perkins/facs	72.68	10 E 800 411 135000 400	03/22/2021
169098	03/22/2021	Nasco	8002000075 19619	perkins/facs	459.67	10 E 800 411 135000 400	03/22/2021
Totals for Nasco					2,023.91		
169099	03/22/2021	Nassco Inc	1012000003 S2716699.002	Open PO	127.85	10 E 101 411 253000 000	03/22/2021
169099	03/22/2021	Nassco Inc	3012000006 S2721262.001	Open PO	29.56	10 E 100 411 253000 000	03/22/2021
169099	03/22/2021	Nassco Inc	4012000011 S2721383.001	Open PO	557.34	10 E 400 411 253000 000	03/22/2021
Totals for Nassco Inc					714.75		
169100	03/22/2021	NCS Pearson, Inc.	6002000207 13904042	assessment	50.00	99 E 600 411 221200 360	03/22/2021
169100	03/22/2021	NCS Pearson, Inc.	9002000105 13700942	WIAT 4 and WIAT 4 with Dyslexia Screener	198.45	27 E 800 411 215000 347	03/22/2021
169100	03/22/2021	NCS Pearson, Inc.	9002000122 13851737	global Kit w/1 yr digital scoring	840.00	27 E 800 411 215000 347	03/22/2021
169100	03/22/2021	NCS Pearson, Inc.	9002000148 13864201	Mental Health Grant - STUDENT/TEACHER/PARENT FORMS	343.44	10 E 800 411 221300 297	03/22/2021
Totals for NCS Pearson, Inc.					1,431.89		
169101	03/22/2021	Omega Laboratories Inc	0 22199 2 -2021	STUDENT DRUG TESTING	345.00	10 E 800 310 260000 000	03/22/2021
169101	03/22/2021	Omega Laboratories Inc	0 24105 2 - 2021	EMPLOYEE DRUG SCREENING	29.00	10 E 800 310 260000 000	03/22/2021

CHECK #	CHECK DATE	VENDOR	PO INVOICE #	DESCRIPTION	CHECK AMOUNT	ACCOUNT	POST DATE
			NUMBER			NUMBER	
				Totals for Omega Laboratories Inc	374.00		
169102	03/22/2021	Oriental Trading Co Inc	9002000150 708290601-01	Easter Assortment	126.36	10 E 800 411 221300 297	03/22/2021
				Totals for Oriental Trading Co Inc	126.36		
169103	03/22/2021	Pear Deck, Inc.	6002000177 INV31219	subscription	3,750.00	99 E 600 360 221200 360	03/22/2021
				Totals for Pear Deck, Inc.	3,750.00		
169104	03/22/2021	Perrin's Surface Solutions LLC	0 861	RE-INSTALL TILE IN GIRLS	212.85	10 E 100 324 254300 000	03/22/2021
				RESTROOM-MAES			
				Totals for Perrin's Surface Solutions LL	212.85		
169105	03/22/2021	Pitsco Education	4002000139 784218-1	Sheetmetal Toolbox parts	204.60	10 E 400 411 136000 000	03/22/2021
				Totals for Pitsco Education	204.60		
169106	03/22/2021	Pospyhalla, Nicole	0 REIMBURSE	WALMART/TARGET/TPT	195.89	10 E 100 411 110000 000	03/22/2021
				Totals for Pospyhalla, Nicole	195.89		
169107	03/22/2021	Presence Learning Inc	0 INV40459	MONTHLY PLATFORM USAGE FEE	200.00	27 E 800 362 156600 347	03/22/2021
				Totals for Presence Learning Inc	200.00		
169108	03/22/2021	Quad/Graphics, Inc.	6002000197 4341188	FLVS Books	3,402.03	99 E 600 310 110000 360	03/22/2021
				Totals for Quad/Graphics, Inc.	3,402.03		
169109	03/22/2021	Quik Print	0 66631	MAES/SES MATH WORKBOOKS: FEBRUARY	106.33	10 E 101 310 110000 000	03/22/2021
169109	03/22/2021	Quik Print	0 66631	MAES/SES MATH WORKBOOKS: FEBRUARY	336.72	10 E 100 310 110000 000	03/22/2021
169109	03/22/2021	Quik Print	2002000701 66448	SEL anchor chart	67.77	10 E 200 310 240000 000	03/22/2021
169109	03/22/2021	Quik Print	2002000702 66657	Proof Poster for SEL standards	67.77	10 E 200 310 240000 000	03/22/2021
				Totals for Quik Print	578.59		
169110	03/22/2021	Quill Corporation	8012000034 14897362	payroll folders	349.95	10 E 800 411 252000 000	03/22/2021
				Totals for Quill Corporation	349.95		
169111	03/22/2021	Rio Grande	4002000134 94494248	art supplies	50.40	10 E 400 411 121000 000	03/22/2021
				Totals for Rio Grande	50.40		
169112	03/22/2021	RMM Solutions	0 108891	MARCH	349.00	10 E 800 310 295000 000	03/22/2021
169112	03/22/2021	RMM Solutions	0 108891	MARCH	349.00	10 E 800 310 295000 000	03/22/2021
169112	03/22/2021	RMM Solutions	0 108891	MARCH	349.00	10 E 800 360 295000 000	03/22/2021
				Totals for RMM Solutions	349.00		
169113	03/22/2021	S & A Trophy	0 41856	MVP GIRLS HOCKEY	12.65	10 E 400 411 162000 960	03/22/2021
169113	03/22/2021	S & A Trophy	0 41859	MVP BOYS SWIM	11.25	10 E 400 411 162000 958	03/22/2021
169113	03/22/2021	S & A Trophy	0 41861	200 BAR INSERTS-ALL SPORTS	7.14	10 E 400 411 162000 950	03/22/2021
169113	03/22/2021	S & A Trophy	0 41861	200 BAR INSERTS-ALL SPORTS	7.15	10 E 400 411 162000 951	03/22/2021
169113	03/22/2021	S & A Trophy	0 41861	200 BAR INSERTS-ALL SPORTS	7.14	10 E 400 411 162000 952	03/22/2021
169113	03/22/2021	S & A Trophy	0 41861	200 BAR INSERTS-ALL SPORTS	7.15	10 E 400 411 162000 953	03/22/2021
169113	03/22/2021	S & A Trophy	0 41861	200 BAR INSERTS-ALL SPORTS	7.14	10 E 400 411 162000 954	03/22/2021
169113	03/22/2021	S & A Trophy	0 41861	200 BAR INSERTS-ALL SPORTS	7.14	10 E 400 411 162000 955	03/22/2021
169113	03/22/2021	S & A Trophy	0 41861	200 BAR INSERTS-ALL SPORTS	7.14	10 E 400 411 162000 956	03/22/2021
169113	03/22/2021	S & A Trophy	0 41861	200 BAR INSERTS-ALL SPORTS	7.14	10 E 400 411 162000 957	03/22/2021

CHECK #	CHECK DATE	VENDOR	PO INVOICE #	DESCRIPTION	CHECK AMOUNT	ACCOUNT	POST DATE
			NUMBER			NUMBER	
169113	03/22/2021	S & A Trophy	0 41861	200 BAR INSERTS-ALL SPORTS	7.14	10 E 400 411 162000 958	03/22/2021
169113	03/22/2021	S & A Trophy	0 41861	200 BAR INSERTS-ALL SPORTS	7.15	10 E 400 411 162000 959	03/22/2021
169113	03/22/2021	S & A Trophy	0 41861	200 BAR INSERTS-ALL SPORTS	7.14	10 E 400 411 162000 960	03/22/2021
169113	03/22/2021	S & A Trophy	0 41861	200 BAR INSERTS-ALL SPORTS	7.14	10 E 400 411 162000 961	03/22/2021
169113	03/22/2021	S & A Trophy	0 41861	200 BAR INSERTS-ALL SPORTS	7.14	10 E 400 411 162000 962	03/22/2021
169113	03/22/2021	S & A Trophy	0 41861	200 BAR INSERTS-ALL SPORTS	7.14	10 E 400 411 162000 963	03/22/2021
169113	03/22/2021	S & A Trophy	0 41861	200 BAR INSERTS-ALL SPORTS	7.14	10 E 400 411 162000 964	03/22/2021
169113	03/22/2021	S & A Trophy	0 41861	200 BAR INSERTS-ALL SPORTS	7.14	10 E 400 411 162000 965	03/22/2021
169113	03/22/2021	S & A Trophy	0 41861	200 BAR INSERTS-ALL SPORTS	7.15	10 E 400 411 162000 966	03/22/2021
169113	03/22/2021	S & A Trophy	0 41861	200 BAR INSERTS-ALL SPORTS	7.15	10 E 400 411 162000 967	03/22/2021
169113	03/22/2021	S & A Trophy	0 41861	200 BAR INSERTS-ALL SPORTS	7.15	10 E 400 411 162000 968	03/22/2021
169113	03/22/2021	S & A Trophy	0 41861	200 BAR INSERTS-ALL SPORTS	7.14	10 E 400 411 162000 969	03/22/2021
169113	03/22/2021	S & A Trophy	0 41861	200 BAR INSERTS-ALL SPORTS	7.14	10 E 400 411 162000 970	03/22/2021
169113	03/22/2021	S & A Trophy	0 41868	MVP-WRESTLING	11.25	10 E 400 411 162000 959	03/22/2021
169113	03/22/2021	S & A Trophy	0 41870	FOOTBALL	5.00	10 E 400 411 162000 950	03/22/2021
169113	03/22/2021	S & A Trophy	0 41872	MVP PLAQUE - BHOCKEY	12.85	10 E 400 411 162000 961	03/22/2021
				Totals for S & A Trophy	203.00		
169114	03/22/2021	Salesforce.com Inc	6002000198 18869069	Ordering & Customer Service Systems	47,952.00	99 E 600 360 295000 360	03/22/2021
				Totals for Salesforce.com Inc	47,952.00		
169115	03/22/2021	Scan Air Filter Inc	4012000031 151695	HVAC Filters	610.72	10 E 400 411 253000 000	03/22/2021
				Totals for Scan Air Filter Inc	610.72		
169116	03/22/2021	Schoenborn, Alyssa	0 REIMBURSE	WALMART-10TH DAY OF SCHOOL SHIRTS-NO TAX	75.96	27 E 800 420 158700 341	03/22/2021
				Totals for Schoenborn, Alyssa	75.96		
169117	03/22/2021	Scholastic Testing Service	6002000175 271792T	manuals /SCORING GUIDES	447.36	99 E 600 411 221200 360	03/22/2021
				Totals for Scholastic Testing Service	447.36		
169118	03/22/2021	Scholastic Inc	9002000142 27263536	BOOKS-CHILD DEVE DAYS	464.34	27 E 800 411 221900 347	03/22/2021
				Totals for Scholastic Inc	464.34		
169119	03/22/2021	School Specialty	4002000105 208126992742	drawing supplies	209.60	10 E 400 411 121000 000	03/22/2021
169119	03/22/2021	School Specialty	4002000132 208126957826	art supplies	8.58	10 E 400 411 121000 000	03/22/2021
169119	03/22/2021	School Specialty	6002000187 208126932310	office supplies	47.50	99 E 600 411 221200 360	03/22/2021
169119	03/22/2021	School Specialty	6002000187 208126938585	office supplies	65.31	99 E 600 411 221200 360	03/22/2021
169119	03/22/2021	School Specialty	9002000145 208126951645	CHILD DEV DAYS - MARKERS/SCISSORS/GLITTER/GLUE/ CONSTRUCTION PAPER	524.02	27 E 800 411 221900 347	03/22/2021
				Totals for School Specialty	855.01		
169120	03/22/2021	Schultz, Pamela	0 1/4-2/25/21	EMPLOYEE TRAVEL	18.95	10 E 200 342 123219 000	03/22/2021
				Totals for Schultz, Pamela	18.95		

CHECK #	CHECK DATE	VENDOR	PO INVOICE #	DESCRIPTION	CHECK AMOUNT	ACCOUNT	POST DATE
			NUMBER			NUMBER	
169121	03/22/2021	Steiner Tractor	4002000138 P1280088	Tractor Parts	29.99	10 E 400 411 131000 000	03/22/2021
				Totals for Steiner Tractor	29.99		
169122	03/22/2021	Steinhoff, LLC	0 2-16-21	RVA DRIVER'S EDUCATION - 19 STUDENTS	1,900.00	99 E 600 310 221200 360	03/22/2021
				Totals for Steinhoff, LLC	1,900.00		
169123	03/22/2021	Sterling Water, Inc.	0 342X09047609	Water Supplies	70.50	99 E 600 411 221200 360	03/22/2021
169123	03/22/2021	Sterling Water, Inc.	4002000002 342X09045801	Water Supplies	16.50	10 E 400 411 214000 000	03/22/2021
				Totals for Sterling Water, Inc.	87.00		
169124	03/22/2021	Stockwell, Stephanie	0 REIMBURSE	POSTAGE	21.00	10 E 800 353 260000 000	03/22/2021
169124	03/22/2021	Stockwell, Stephanie	0 REIMBURSE2	WALMART/AMAZON	94.05	10 E 200 411 126000 000	03/22/2021
				Totals for Stockwell, Stephanie	115.05		
169125	03/22/2021	Super Duper Inc	9002000152 2600173A	speech materials	134.85	27 E 800 411 156600 341	03/22/2021
				Totals for Super Duper Inc	134.85		
169126	03/22/2021	Taylor County Highway Dept	0 0000-10-28	SANDING/SALTING: 1/16-2/12/21	714.33	10 E 400 324 253000 000	03/22/2021
169126	03/22/2021	Taylor County Highway Dept	0 0000-10-28	SANDING/SALTING: 1/16-2/12/21	714.33	10 E 100 324 253000 000	03/22/2021
169126	03/22/2021	Taylor County Highway Dept	0 0000-10-28	SANDING/SALTING: 1/16-2/12/21	204.10	10 E 101 324 253000 000	03/22/2021
169126	03/22/2021	Taylor County Highway Dept	0 0000-10-28	SANDING/SALTING: 1/16-2/12/21	408.19	10 E 200 324 253000 000	03/22/2021
				Totals for Taylor County Highway Dept	2,040.95		
169127	03/22/2021	Taylor Family Care Clinic, L	0 27054	DOT PHYSICAL: ROBERT HARRIS	85.00	10 E 800 310 260000 000	03/22/2021
				Totals for Taylor Family Care Clinic,	85.00		
169128	03/22/2021	Unemployment Insurance	0 000010665232	696219-000-9: FEBRUARY 2021	671.12	10 E 800 730 270000 000	03/22/2021
				Totals for Unemployment Insurance	671.12		
169129	03/22/2021	UniFirst	0 098-2180326	SES MATS	178.70	10 E 101 324 253000 000	03/22/2021
				Totals for UniFirst	178.70		
169130	03/22/2021	Vaara, David	0 REIMBURSE	GAS-MAMS SKI TRAILS	38.65	10 E 200 348 253000 000	03/22/2021
				Totals for Vaara, David	38.65		
169131	03/22/2021	Victory Janitorial Inc	8012000032 117147	Pallet of Ice Melt	196.00	10 E 200 411 253000 000	03/22/2021
169131	03/22/2021	Victory Janitorial Inc	8012000032 117147	Pallet of Ice Melt	195.51	10 E 400 411 253000 000	03/22/2021
				Totals for Victory Janitorial Inc	391.51		
169132	03/22/2021	Voyager Sopris Learning	9002000149 3431393	Student Math	75.00	27 E 800 360 158700 341	03/22/2021
				Totals for Voyager Sopris Learning	75.00		
169133	03/22/2021	Weber, Dan	0 BARN	HAY BALES	279.70	10 E 400 411 131000 000	03/22/2021
169133	03/22/2021	Weber, Dan	0 BARN2	HAY BALES	537.00	10 E 400 411 131000 000	03/22/2021
169133	03/22/2021	Weber, Dan	0 REIMBURSE	TRACTOR PARTS (SCHIERL TIRE)	230.83	21 E 400 411 240000 444	03/22/2021
				Totals for Weber, Dan	1,047.53		
169134	03/22/2021	Wellman, Kevin	0 REIMBURSE	ESPORTS BANNER-NO TAX	66.04	10 E 200 411 240000 000	03/22/2021
				Totals for Wellman, Kevin	66.04		
169135	03/22/2021	Wisconsin Elevator Inspection	0 14769	ANNUAL INSPECTION (2)	160.00	10 E 400 324 253000 000	03/22/2021
				Totals for Wisconsin Elevator Inspection	160.00		

CHECK #	CHECK DATE	VENDOR	PO INVOICE #	DESCRIPTION	CHECK AMOUNT	ACCOUNT	POST DATE
			NUMBER			NUMBER	
169136	03/22/2021	Wil-Kil Pest Control	0 4090050	PEST CONTROL: MAES	30.00	50 E 800 324 257000 000	03/22/2021
169136	03/22/2021	Wil-Kil Pest Control	0 4090050	PEST CONTROL: MAES	30.00	10 E 100 324 253000 000	03/22/2021
169136	03/22/2021	Wil-Kil Pest Control	0 4090127	PEST CONTROL: MAMS	27.50	50 E 800 324 257000 000	03/22/2021
169136	03/22/2021	Wil-Kil Pest Control	0 4090127	PEST CONTROL: MAMS	27.50	10 E 200 324 253000 000	03/22/2021
169136	03/22/2021	Wil-Kil Pest Control	0 4090128	PEST CONTROL: MASH	27.50	10 E 400 324 253000 000	03/22/2021
169136	03/22/2021	Wil-Kil Pest Control	0 4090128	PEST CONTROL: MASH	27.50	50 E 800 324 257000 000	03/22/2021
169136	03/22/2021	Wil-Kil Pest Control	0 4090182	PEST CONTROL: SES	30.00	50 E 800 324 257000 000	03/22/2021
169136	03/22/2021	Wil-Kil Pest Control	0 4090182	PEST CONTROL: SES	30.00	10 E 101 324 253000 000	03/22/2021
				Totals for Wil-Kil Pest Control	230.00		
169137	03/22/2021	Wilson Language Training	8002000065 1839722	HR Foundations-HR	410.29	10 E 510 470 122000 141	03/22/2021
				Totals for Wilson Language Training	410.29		
169138	03/22/2021	Hallgren, Kelsie	0 REIMBURSE	CLASSROOM ALLOTMENT	275.00	10 E 100 411 110000 000	03/22/2021
				Totals for Hallgren, Kelsie	275.00		
169139	03/12/2021	Christianson, Jason	0 2/19/21	BBB VS MERRILL - TICKETS	30.00	10 E 400 310 162000 957	03/12/2021
169139	03/12/2021	Christianson, Jason	0 2/20/21	BBB VS RHINELANDER - TICKETS	30.00	10 E 400 310 162000 957	03/12/2021
169139	03/12/2021	Christianson, Jason	0 2/25/21	BBB VS RICE LAKE - TICKETS	30.00	10 E 400 310 162000 957	03/12/2021
				Totals for Christianson, Jason	90.00		
169140	03/12/2021	Clausnitzer, Dawn	0 2/9/21	GBB VS RHINELANDER - TABLE	30.00	10 E 400 310 162000 956	03/12/2021
				Totals for Clausnitzer, Dawn	30.00		
169141	03/12/2021	DeJong, Nikki	0 2/12/21	GYMNASTICS GNC MEET - TABLE	30.00	10 E 400 310 162000 962	03/12/2021
169141	03/12/2021	DeJong, Nikki	0 2/13/21	GYMNASTICS GNC MEET - TABLE	30.00	10 E 400 310 162000 962	03/12/2021
				Totals for DeJong, Nikki	60.00		
169142	03/12/2021	Gardner, Jason	0 2/19/21	BBB VS MERRILL - TABLE	30.00	10 E 400 310 162000 957	03/12/2021
169142	03/12/2021	Gardner, Jason	0 2/20/21	BBB VS RHINELANDER - TABLE	30.00	10 E 400 310 162000 957	03/12/2021
169142	03/12/2021	Gardner, Jason	0 2/25/21	BBB VS RICE LAKE - TABLE	30.00	10 E 400 310 162000 957	03/12/2021
				Totals for Gardner, Jason	90.00		
169143	03/12/2021	Kelley, Bryce	0 2/19/21	BBB VS MERRILL - ANNOUNCER	30.00	10 E 400 310 162000 957	03/12/2021
169143	03/12/2021	Kelley, Bryce	0 2/20/21	BBB VS RHINELANDER - ANNOUNCER	30.00	10 E 400 310 162000 957	03/12/2021
169143	03/12/2021	Kelley, Bryce	0 2/25/21	BBB VS RICE LAKE - ANNOUNCER	30.00	10 E 400 310 162000 957	03/12/2021
				Totals for Kelley, Bryce	90.00		
169144	03/12/2021	Kelley, Rhonda	0 2/19/21	BBB VS MERRILL - TICKETS	30.00	10 E 400 310 162000 957	03/12/2021
169144	03/12/2021	Kelley, Rhonda	0 2/20/21	BBB VS RHINELANDER - TICKETS	30.00	10 E 400 310 162000 957	03/12/2021
169144	03/12/2021	Kelley, Rhonda	0 2/25/21	BBB VS RICE LAKE - TICKETS	30.00	10 E 400 310 162000 957	03/12/2021
				Totals for Kelley, Rhonda	90.00		
169145	03/12/2021	Ulrich, Kristie	0 2/12/21	GYMNASTICS GNC MEET - TABLE	30.00	10 E 400 310 162000 962	03/12/2021
169145	03/12/2021	Ulrich, Kristie	0 2/13/21	GYMNASTICS GNC MEET - TABLE	30.00	10 E 400 310 162000 962	03/12/2021
				Totals for Ulrich, Kristie	60.00		
169146	03/12/2021	Wibben, Cheryl	0 2/19/21	BBB VS MERRILL - TABLE	30.00	10 E 400 310 162000 957	03/12/2021
169146	03/12/2021	Wibben, Cheryl	0 2/20/21	BBB VS RHINELANDER- TABLE	30.00	10 E 400 310 162000 957	03/12/2021

CHECK #	CHECK DATE	VENDOR	PO INVOICE #	DESCRIPTION	CHECK AMOUNT	ACCOUNT	POST DATE
			NUMBER			NUMBER	
169146	03/12/2021	Wibben, Cheryl	0 2/25/21	BBB VS RICE LAKE - TABLE	30.00	10 E 400 310 162000 957	03/12/2021
169146	03/12/2021	Wibben, Cheryl	0 2/9/21	GBB VS RHINELANDER - TABLE	30.00	10 E 400 310 162000 956	03/12/2021
				Totals for Wibben, Cheryl	120.00		
169147	03/12/2021	Medford Area Public School Dis	0 3/15/2021	Payro 3/15/2021 Payroll	552,087.68	10 A 000 000 711100 000	03/12/2021
				Totals for Medford Area Public School Di	552,087.68		
169148	03/15/2021	WI SCTF	0 3/15/2021	Payro WI SCTF; T Lybert - 5032775, \$211.00; B Wert - 6063683, \$73.00; J Cliver - 778717, \$200.00	484.00	10 L 000 000 811680 000	03/15/2021
				Totals for WI SCTF	484.00		
169149	03/22/2021	Abrahamson, Ryan	0 1/10-2/9/21	RVA INTERNET REIMBURSEMENT	74.99	99 E 600 358 221200 360	03/22/2021
169149	03/22/2021	Abrahamson, Ryan	0 12/10/20-1/9/21	RVA INTERNET REIMBURSEMENT	74.99	99 E 600 358 221200 360	03/22/2021
169149	03/22/2021	Abrahamson, Ryan	0 2/10-3/9/21	RVA INTERNET REIMBURSEMENT	74.99	99 E 600 358 221200 360	03/22/2021
				Totals for Abrahamson, Ryan	224.97		
169150	03/22/2021	Acker, Brad	0 2/13-3/12/21	RVA INTERNET REIMBURSEMENT	74.99	99 E 600 358 221200 360	03/22/2021
				Totals for Acker, Brad	74.99		
169151	03/22/2021	Aldrich, Roy	0 2/13-3/12/21	RVA INTERNET REIMBURSEMENT	71.00	99 E 600 358 221200 360	03/22/2021
				Totals for Aldrich, Roy	71.00		
169152	03/22/2021	Alexander, Scott	0 1/25-2/24/21	RVA INTERNET REIMBURSEMENT	74.99	99 E 600 358 221200 360	03/22/2021
169152	03/22/2021	Alexander, Scott	0 11/25-12/24/20	RVA INTERNET REIMBURSEMENT	69.99	99 E 600 358 221200 360	03/22/2021
169152	03/22/2021	Alexander, Scott	0 12/25/20-1/24/21	RVA INTERNET REIMBURSEMENT	74.99	99 E 600 358 221200 360	03/22/2021
				Totals for Alexander, Scott	219.97		
169153	03/22/2021	Anderson, Patty	0 2/8-3/7/21	RVA INTERNET REIMBURSEMENT	55.00	99 E 600 358 221200 360	03/22/2021
				Totals for Anderson, Patty	55.00		
169154	03/22/2021	Aulenbacher, Julianne	0 2/8-3/7/21	RVA INTERNET REIMBURSEMENT	55.00	99 E 600 358 221200 360	03/22/2021
				Totals for Aulenbacher, Julianne	55.00		
169155	03/22/2021	Auner, Debbie	0 APRIL 2021	RVA INTERNET REIMBURSEMENT	63.53	99 E 600 358 221200 360	03/22/2021
169155	03/22/2021	Auner, Debbie	0 MARCH 2021	RVA INTERNET REIMBURSEMENT	63.53	99 E 600 358 221200 360	03/22/2021
				Totals for Auner, Debbie	127.06		
169156	03/22/2021	Badzinski, Sarah	0 FEBRUARY 2021	RVA INTERNET REIMBURSEMENT	59.99	99 E 600 358 221200 360	03/22/2021
				Totals for Badzinski, Sarah	59.99		
169157	03/22/2021	Barnett, Jennifer	0 2/11-3/10/21	RVA INTERNET REIMBURSEMENT	74.99	99 E 600 358 221200 360	03/22/2021
				Totals for Barnett, Jennifer	74.99		
169158	03/22/2021	Barriere, Tony	0 1/13-2/12/21	RVA INTERNET REIMBURSEMENT	59.99	99 E 600 358 221200 360	03/22/2021
169158	03/22/2021	Barriere, Tony	0 12/13/20-1/12/21	RVA INTERNET REIMBURSEMENT	59.99	99 E 600 358 221200 360	03/22/2021
169158	03/22/2021	Barriere, Tony	0 2/13-3/12/21	RVA INTERNET REIMBURSEMENT	59.99	99 E 600 358 221200 360	03/22/2021
				Totals for Barriere, Tony	179.97		
169159	03/22/2021	Bauknecht, Andrew	0 FEBRUARY 2021	RVA INTERNET REIMBURSEMENT	59.95	99 E 600 358 221200 360	03/22/2021
				Totals for Bauknecht, Andrew	59.95		
169160	03/22/2021	Bechtel, Kerry	0 1/24-2/23/21	RVA INTERNET REIMBURSEMENT	74.99	99 E 600 358 221200 360	03/22/2021



CHECK #	CHECK DATE	VENDOR	PO INVOICE #	DESCRIPTION	CHECK AMOUNT	ACCOUNT	POST DATE
			NUMBER			NUMBER	
169160	03/22/2021	Bechtel, Kerry	0 11/24-12/23/20	RVA INTERNET REIMBURSEMENT	69.99	99 E 600 358 221200 360	03/22/2021
169160	03/22/2021	Bechtel, Kerry	0 12/24/20-1/23/21	RVA INTERNET REIMBURSEMENT	74.99	99 E 600 358 221200 360	03/22/2021
				Totals for Bechtel, Kerry	219.97		
169161	03/22/2021	Behrens, Tina	0 3/3-4/2/21	RVA INTERNET REIMBURSEMENT	69.99	99 E 600 358 221200 360	03/22/2021
				Totals for Behrens, Tina	69.99		
169162	03/22/2021	Benes, Philip	0 2/20-3/19/21	RVA INTERNET REIMBURSEMENT	59.99	99 E 600 358 221200 360	03/22/2021
				Totals for Benes, Philip	59.99		
169163	03/22/2021	Beranek, Michael	0 2/12-3/11/21	RVA INTERNET REIMBURSEMENT	17.99	99 E 600 358 221200 360	03/22/2021
				Totals for Beranek, Michael	17.99		
169164	03/22/2021	Bohman, Ashley	0 2/16-3/15/21	RVA INTERNET REIMBURSEMENT	74.99	99 E 600 358 221200 360	03/22/2021
				Totals for Bohman, Ashley	74.99		
169165	03/22/2021	Boyd, Christine	0 FEBRUARY 2021	RVA INTERNET REIMBURSEMENT	59.99	99 E 600 358 221200 360	03/22/2021
169165	03/22/2021	Boyd, Christine	0 JANUARY 2021	RVA INTERNET REIMBURSEMENT	59.99	99 E 600 358 221200 360	03/22/2021
				Totals for Boyd, Christine	119.98		
169166	03/22/2021	Brandt, Jessica	0 AUGUST 2020	RVA INTERNET REIMBURSEMENT	57.50	99 E 600 358 221200 360	03/22/2021
169166	03/22/2021	Brandt, Jessica	0 DECEMBER 2020	RVA INTERNET REIMBURSEMENT	57.50	99 E 600 358 221200 360	03/22/2021
169166	03/22/2021	Brandt, Jessica	0 FEBRUARY 2021	RVA INTERNET REIMBURSEMENT	57.50	99 E 600 358 221200 360	03/22/2021
169166	03/22/2021	Brandt, Jessica	0 JANUARY 2021	RVA INTERNET REIMBURSEMENT	57.50	99 E 600 358 221200 360	03/22/2021
169166	03/22/2021	Brandt, Jessica	0 JULY 2020	RVA INTERNET REIMBURSEMENT	57.50	99 E 600 358 221200 360	03/22/2021
169166	03/22/2021	Brandt, Jessica	0 NOVEMBER 2020	RVA INTERNET REIMBURSEMENT	57.50	99 E 600 358 221200 360	03/22/2021
169166	03/22/2021	Brandt, Jessica	0 OCTOBER 2020	RVA INTERNET REIMBURSEMENT	57.50	99 E 600 358 221200 360	03/22/2021
169166	03/22/2021	Brandt, Jessica	0 SEPTEMBER 2020	RVA INTERNET REIMBURSEMENT	57.50	99 E 600 358 221200 360	03/22/2021
				Totals for Brandt, Jessica	460.00		
169167	03/22/2021	Brandner, Scott	0 1/25-2/9/21	RVA INTERNET REIMBURSEMENT-PRORATED FROM DATE OF ENROLLMENT	23.36	99 E 600 358 221200 360	03/22/2021
169167	03/22/2021	Brandner, Scott	0 2/10-3/9/21	RVA INTERNET REIMBURSEMENT	45.25	99 E 600 358 221200 360	03/22/2021
				Totals for Brandner, Scott	68.61		
169168	03/22/2021	Briggs, Shanna	0 2/5-3/4/21	RVA INTERNET REIMBURSEMENT	74.99	99 E 600 358 221200 360	03/22/2021
				Totals for Briggs, Shanna	74.99		
169169	03/22/2021	Bristol, Echo	0 FEBRUARY 2021	RVA INTERNET REIMBURSEMENT	75.00	99 E 600 358 221200 360	03/22/2021
169169	03/22/2021	Bristol, Echo	0 JANUARY 2021	RVA INTERNET REIMBURSEMENT	75.00	99 E 600 358 221200 360	03/22/2021
				Totals for Bristol, Echo	150.00		
169170	03/22/2021	Brueggeman, James	0 2/13-3/12/21	RVA INTERNET REIMBURSEMENT	74.99	99 E 600 358 221200 360	03/22/2021
				Totals for Brueggeman, James	74.99		
169171	03/22/2021	Busse, Kristina	0 1/23-2/22/21	RVA INTERNET REIMBURSEMENT	74.99	99 E 600 358 221200 360	03/22/2021
169171	03/22/2021	Busse, Kristina	0 11/23-12/22/20	RVA INTERNET REIMBURSEMENT	69.99	99 E 600 358 221200 360	03/22/2021
169171	03/22/2021	Busse, Kristina	0 12/23/20-1/22/21	RVA INTERNET REIMBURSEMENT	74.99	99 E 600 358 221200 360	03/22/2021
				Totals for Busse, Kristina	219.97		

CHECK #	CHECK DATE	VENDOR	PO INVOICE #	DESCRIPTION	CHECK AMOUNT	ACCOUNT	POST DATE
			NUMBER			NUMBER	
169172	03/22/2021	Campbell, Brian	0 2/10-3/9/21	RVA INTERNET REIMBURSEMENT	74.99	99 E 600 358 221200 360	03/22/2021
				Totals for Campbell, Brian	74.99		
169173	03/22/2021	Carlsen, Kevin	0 2/10-3/10/21	RVA INTERNET REIMBURSEMENT	75.00	99 E 600 358 221200 360	03/22/2021
				Totals for Carlsen, Kevin	75.00		
169174	03/22/2021	Castillo, Geina	0 1/9-2/8/21	RVA INTERNET REIMBURSEMENT	34.99	99 E 600 358 221200 360	03/22/2021
169174	03/22/2021	Castillo, Geina	0 2/9-3/8/21	RVA INTERNET REIMBURSEMENT	34.99	99 E 600 358 221200 360	03/22/2021
				Totals for Castillo, Geina	69.98		
169175	03/22/2021	Chin, Stephen	0 2/24-3/23/21	RVA INTERNET REIMBURSEMENT	64.99	99 E 600 358 221200 360	03/22/2021
				Totals for Chin, Stephen	64.99		
169176	03/22/2021	Choi, Chun Wai	0 2/12-3/11/21	RVA INTERNET REIMBURSEMENT	74.99	99 E 600 358 221200 360	03/22/2021
				Totals for Choi, Chun Wai	74.99		
169177	03/22/2021	Christensen, Christina	0 1/15-2/14/21	RVA INTERNET REIMBURSEMENT	74.99	99 E 600 358 221200 360	03/22/2021
169177	03/22/2021	Christensen, Christina	0 11/15-12/14/20	RVA INTERNET REIMBURSEMENT	69.99	99 E 600 358 221200 360	03/22/2021
169177	03/22/2021	Christensen, Christina	0 12/15-20/1/14/21	RVA INTERNET REIMBURSEMENT	74.99	99 E 600 358 221200 360	03/22/2021
				Totals for Christensen, Christina	219.97		
169178	03/22/2021	Colson, Bob	0 FEBRUARY 2021	RVA INTERNET REIMBURSEMENT	44.99	99 E 600 358 221200 360	03/22/2021
				Totals for Colson, Bob	44.99		
169179	03/22/2021	Conley, Nancy	0 1/16-2/15/21	RVA INTERNET REIMBURSEMENT	75.00	99 E 600 358 221200 360	03/22/2021
				Totals for Conley, Nancy	75.00		
169180	03/22/2021	Coon, David	0 1/4-2/3/21	RVA INTERNET REIMBURSEMENT	35.00	99 E 600 358 221200 360	03/22/2021
169180	03/22/2021	Coon, David	0 2/4-3/3/21	RVA INTERNET REIMBURSEMENT	35.00	99 E 600 358 221200 360	03/22/2021
				Totals for Coon, David	70.00		
169181	03/22/2021	Couture, Timothy	0 2/15-3/14/21	RVA INTERNET REIMBURSEMENT	74.99	99 E 600 358 221200 360	03/22/2021
				Totals for Couture, Timothy	74.99		
169182	03/22/2021	Crubaugh, Rachel	0 2/15-3/14/21	RVA INTERNET REIMBURSEMENT	75.00	99 E 600 358 221200 360	03/22/2021
				Totals for Crubaugh, Rachel	75.00		
169183	03/22/2021	Damm, Heather	0 2/15-3/14/21	RVA INTERNET REIMBURSEMENT	54.99	99 E 600 358 221200 360	03/22/2021
				Totals for Damm, Heather	54.99		
169184	03/22/2021	Davis, Hope	0 MARCH 2021	RVA INTERNET REIMBURSEMENT	74.99	99 E 600 358 221200 360	03/22/2021
				Totals for Davis, Hope	74.99		
169185	03/22/2021	Drexler, Jody	0 FEBRUARY 2021	RVA INTERNET REIMBURSEMENT	64.99	99 E 600 358 221200 360	03/22/2021
				Totals for Drexler, Jody	64.99		
169186	03/22/2021	Duesing, Shayne	0 2/10-3/9/21	RVA INTERNET REIMBURSEMENT	40.25	99 E 600 358 221200 360	03/22/2021
				Totals for Duesing, Shayne	40.25		
169187	03/22/2021	Duran, Francisco	0 2/22-3/21/21	RVA INTERNET REIMBURSEMENT	75.00	99 E 600 358 221200 360	03/22/2021
				Totals for Duran, Francisco	75.00		
169188	03/22/2021	Egland, Joshua	0 2/22-3/21/21	RVA INTERNET REIMBURSEMENT	74.99	99 E 600 358 221200 360	03/22/2021
				Totals for Egland, Joshua	74.99		
169189	03/22/2021	Ehlert, Robert	0 2/4-3/3/21	RVA INTERNET REIMBURSEMENT	69.99	99 E 600 358 221200 360	03/22/2021

CHECK #	CHECK DATE	VENDOR	PO INVOICE #	DESCRIPTION	CHECK AMOUNT	ACCOUNT	POST DATE
			NUMBER			NUMBER	
Totals for Ehlert, Robert					69.99		
169190	03/22/2021	Eldridge, Jacob	0 1/15-2/14/21	RVA INTERNET REIMBURSEMENT	59.99	99 E 600 358 221200 360	03/22/2021
169190	03/22/2021	Eldridge, Jacob	0 11/15-12/14/20	RVA INTERNET REIMBURSEMENT	59.99	99 E 600 358 221200 360	03/22/2021
169190	03/22/2021	Eldridge, Jacob	0 12/15/20-1/14/21	RVA INTERNET REIMBURSEMENT	59.99	99 E 600 358 221200 360	03/22/2021
Totals for Eldridge, Jacob					179.97		
169191	03/22/2021	Eldridge, Pamela	0 2/24-3/23/21	RVA INTERNET REIMBURSEMENT	75.00	99 E 600 358 221200 360	03/22/2021
Totals for Eldridge, Pamela					75.00		
169192	03/22/2021	Ellis, Tina	0 1/14-20/21	RVA INTERNET REIMBURSEMENT	6.99	99 E 600 358 221200 360	03/22/2021
169192	03/22/2021	Ellis, Tina	0 1/20-2/14/21	RVA INTERNET REIMBURSEMENT	45.79	99 E 600 358 221200 360	03/22/2021
169192	03/22/2021	Ellis, Tina	0 2/14-3/14/21	RVA INTERNET REIMBURSEMENT	54.95	99 E 600 358 221200 360	03/22/2021
Totals for Ellis, Tina					107.73		
169193	03/22/2021	Emkow, Kristi	0 1/25-2/24/21	RVA INTERNET REIMBURSEMENT	44.99	99 E 600 358 221200 360	03/22/2021
Totals for Emkow, Kristi					44.99		
169194	03/22/2021	Falkenhagen, Stan	0 FEBRUARY 2021	RVA INTERNET REIMBURSEMENT	59.95	99 E 600 358 221200 360	03/22/2021
169194	03/22/2021	Falkenhagen, Stan	0 JANUARY 2021	RVA INTERNET REIMBURSEMENT	59.95	99 E 600 358 221200 360	03/22/2021
Totals for Falkenhagen, Stan					119.90		
169195	03/22/2021	Farlow, Heather	0 1/28-2/27/21	RVA INTERNET REIMBURSEMENT	54.99	99 E 600 358 221200 360	03/22/2021
Totals for Farlow, Heather					54.99		
169196	03/22/2021	Fernandes, Glenn	0 2/15-3/14/21	RVA INTERNET REIMBURSEMENT	49.99	99 E 600 358 221200 360	03/22/2021
Totals for Fernandes, Glenn					49.99		
169197	03/22/2021	Finley, LoriAnn	0 1/23-2/22/21	RVA INTERNET REIMBURSEMENT	49.99	99 E 600 358 221200 360	03/22/2021
169197	03/22/2021	Finley, LoriAnn	0 2/23-3/22/21	RVA INTERNET REIMBURSEMENT	49.99	99 E 600 358 221200 360	03/22/2021
Totals for Finley, LoriAnn					99.98		
169198	03/22/2021	Fischer, Dominique	0 2/12-3/11/21	RVA INTERNET REIMBURSEMENT	25.00	99 E 600 358 221200 360	03/22/2021
Totals for Fischer, Dominique					25.00		
169199	03/22/2021	Fischer, Tyler	0 2/8-3/7/21	RVA INTERNET REIMBURSEMENT	74.99	99 E 600 358 221200 360	03/22/2021
Totals for Fischer, Tyler					74.99		
169200	03/22/2021	Fox, Mariana	0 1/15-2/14/21	RVA INTERNET REIMBURSEMENT	49.99	99 E 600 358 221200 360	03/22/2021
169200	03/22/2021	Fox, Mariana	0 10/15-11/14/20	RVA INTERNET REIMBURSEMENT	49.99	99 E 600 358 221200 360	03/22/2021
169200	03/22/2021	Fox, Mariana	0 11/15-12/14/20	RVA INTERNET REIMBURSEMENT	49.99	99 E 600 358 221200 360	03/22/2021
169200	03/22/2021	Fox, Mariana	0 12/15/20-1/14/21	RVA INTERNET REIMBURSEMENT	49.99	99 E 600 358 221200 360	03/22/2021
169200	03/22/2021	Fox, Mariana	0 9/15-10/14/20	RVA INTERNET REIMBURSEMENT	49.99	99 E 600 358 221200 360	03/22/2021
Totals for Fox, Mariana					249.95		
169201	03/22/2021	Freeman, Joseph SR	0 2/9-3/8/21	RVA INTERNET REIMBURSEMENT	74.99	99 E 600 358 221200 360	03/22/2021
Totals for Freeman, Joseph SR					74.99		
169202	03/22/2021	Fuller, Nicole	0 MARCH 2021	RVA INTERNET REIMBURSEMENT	70.00	99 E 600 358 221200 360	03/22/2021
Totals for Fuller, Nicole					70.00		
169203	03/22/2021	Gartner, Phillip	0 1/15-2/14/21	RVA INTERNET REIMBURSEMENT	64.95	99 E 600 358 221200 360	03/22/2021
169203	03/22/2021	Gartner, Phillip	0 10/15-11/14/20	RVA INTERNET REIMBURSEMENT	64.95	99 E 600 358 221200 360	03/22/2021

CHECK #	CHECK DATE	VENDOR	PO INVOICE #	DESCRIPTION	CHECK AMOUNT	ACCOUNT	POST DATE
			NUMBER			NUMBER	
169203	03/22/2021	Gartner, Phillip	0 11/15-12/14/20	RVA INTERNET REIMBURSEMENT	64.95	99 E 600 358 221200 360	03/22/2021
169203	03/22/2021	Gartner, Phillip	0 12/15/20-1/14/21	RVA INTERNET REIMBURSEMENT	64.95	99 E 600 358 221200 360	03/22/2021
169203	03/22/2021	Gartner, Phillip	0 2/15-3/14/21	RVA INTERNET REIMBURSEMENT	64.95	99 E 600 358 221200 360	03/22/2021
169203	03/22/2021	Gartner, Phillip	0 9/1-14/20	RVA INTERNET REIMBURSEMENT-PRORATED FROM DATE OF ENROLLMENT	29.40	99 E 600 358 221200 360	03/22/2021
169203	03/22/2021	Gartner, Phillip	0 9/15-10/14/20	RVA INTERNET REIMBURSEMENT	64.95	99 E 600 358 221200 360	03/22/2021
				Totals for Gartner, Phillip	419.10		
169204	03/22/2021	Georgeson, Stephany	0 MARCH 2021	RVA INTERNET REIMBURSEMENT	54.99	99 E 600 358 221200 360	03/22/2021
				Totals for Georgeson, Stephany	54.99		
169205	03/22/2021	Gerhardstein, Sean	0 1/17-2/26/21	RVA INTERNET REIMBURSEMENT	74.99	99 E 600 358 221200 360	03/22/2021
169205	03/22/2021	Gerhardstein, Sean	0 10/17-11/16/20	RVA INTERNET REIMBURSEMENT	74.99	99 E 600 358 221200 360	03/22/2021
169205	03/22/2021	Gerhardstein, Sean	0 11/17-12/16/20	RVA INTERNET REIMBURSEMENT	74.99	99 E 600 358 221200 360	03/22/2021
169205	03/22/2021	Gerhardstein, Sean	0 12/17/20-1/16/21	RVA INTERNET REIMBURSEMENT	74.99	99 E 600 358 221200 360	03/22/2021
169205	03/22/2021	Gerhardstein, Sean	0 2/17-3/16/21	RVA INTERNET REIMBURSEMENT	74.99	99 E 600 358 221200 360	03/22/2021
169205	03/22/2021	Gerhardstein, Sean	0 9/1-16/20	RVA INTERNET REIMBURSEMENT-PRORATED FROM DATE OF ENROLLMENT	38.72	99 E 600 358 221200 360	03/22/2021
169205	03/22/2021	Gerhardstein, Sean	0 9/17-10/16/20	RVA INTERNET REIMBURSEMENT	74.99	99 E 600 358 221200 360	03/22/2021
				Totals for Gerhardstein, Sean	488.66		
169206	03/22/2021	Gilbert, Grayson	0 2/3-3/2/21	RVA INTERNET REIMBURSEMENT	74.99	99 E 600 358 221200 360	03/22/2021
				Totals for Gilbert, Grayson	74.99		
169207	03/22/2021	Gillett, Andrew	0 2/7-3/6/21	RVA INTERNET REIMBURSEMENT	64.99	99 E 600 358 221200 360	03/22/2021
				Totals for Gillett, Andrew	64.99		
169208	03/22/2021	Gilmour, Joshua	0 2/5-3/4/21	RVA INTERNET REIMBURSEMENT	74.99	99 E 600 358 221200 360	03/22/2021
				Totals for Gilmour, Joshua	74.99		
169209	03/22/2021	Gneiser, Mark	0 2/8-3/7/21	RVA INTERNET REIMBURSEMENT	75.00	99 E 600 358 221200 360	03/22/2021
				Totals for Gneiser, Mark	75.00		
169210	03/22/2021	Gnewuch, Tena	0 2/13-3/12/21	RVA INTERNET REIMBURSEMENT	57.38	99 E 600 358 221200 360	03/22/2021
				Totals for Gnewuch, Tena	57.38		
169211	03/22/2021	Graham, Amanda	0 2/21-3/20/21	RVA INTERNET REIMBURSEMENT	75.00	99 E 600 358 221200 360	03/22/2021
				Totals for Graham, Amanda	75.00		
169212	03/22/2021	Grant, David	0 FEBRUARY 2021	RVA INTERNET REIMBURSEMENT	70.00	99 E 600 358 221200 360	03/22/2021
169212	03/22/2021	Grant, David	0 MARCH 2021	RVA INTERNET REIMBURSEMENT	70.00	99 E 600 358 221200 360	03/22/2021
				Totals for Grant, David	140.00		
169213	03/22/2021	Gray, Heather	0 12/8/20-1/7/21	RVA INTERNET REIMBURSEMENT	44.99	99 E 600 358 221200 360	03/22/2021
169213	03/22/2021	Gray, Heather	0 2/8-3/7/21	RVA INTERNET REIMBURSEMENT	44.99	99 E 600 358 221200 360	03/22/2021
				Totals for Gray, Heather	89.98		
169214	03/22/2021	Gregory, Danielle	0 FEBRUARY 2021	RVA INTERNET REIMBURSEMENT	69.95	99 E 600 358 221200 360	03/22/2021

CHECK #	CHECK DATE	VENDOR	PO INVOICE #	DESCRIPTION	CHECK AMOUNT	ACCOUNT	POST DATE
			NUMBER			NUMBER	
				Totals for Gregory, Danielle	69.95		
169215	03/22/2021	Gunderson, Paul	0 1/24-2/23/21	RVA INTERNET REIMBURSEMENT	75.00	99 E 600 358 221200 360	03/22/2021
169215	03/22/2021	Gunderson, Paul	0 12/24/20-1/23/21	RVA INTERNET REIMBURSEMENT	75.00	99 E 600 358 221200 360	03/22/2021
				Totals for Gunderson, Paul	150.00		
169216	03/22/2021	Gylten, Heather	0 1/1-2/1/21	RVA INTERNET REIMBURSEMENT	51.10	99 E 600 358 221200 360	03/22/2021
169216	03/22/2021	Gylten, Heather	0 2/1-3/1/21	RVA INTERNET REIMBURSEMENT	51.10	99 E 600 358 221200 360	03/22/2021
				Totals for Gylten, Heather	102.20		
169217	03/22/2021	Hadden, Anita	0 2/20-3/19/21	RVA INTERNET REIMBURSEMENT	75.00	99 E 600 358 221200 360	03/22/2021
				Totals for Hadden, Anita	75.00		
169218	03/22/2021	Halvorsen, Robert	0 MARCH 2021	RVA INTERNET REIMBURSEMENT	54.99	99 E 600 358 221200 360	03/22/2021
				Totals for Halvorsen, Robert	54.99		
169219	03/22/2021	Hand, Corina	0 2/10-3/9/21	RVA INTERNET REIMBURSEMENT	74.99	99 E 600 358 221200 360	03/22/2021
				Totals for Hand, Corina	74.99		
169220	03/22/2021	Hansen, Scott	0 FEBRUARY 2021	RVA INTERNET REIMBURSEMENT	49.95	99 E 600 358 221200 360	03/22/2021
				Totals for Hansen, Scott	49.95		
169221	03/22/2021	Hardesty, Lisa	0 FEBRUARY 2021	RVA INTERNET REIMBURSEMENT	59.99	99 E 600 358 221200 360	03/22/2021
				Totals for Hardesty, Lisa	59.99		
169222	03/22/2021	Heath, Jessica	0 1/28-2/27/21	RVA INTERNET REIMBURSEMENT	60.00	99 E 600 358 221200 360	03/22/2021
169222	03/22/2021	Heath, Jessica	0 2/28-3/27/21	RVA INTERNET REIMBURSEMENT	63.00	99 E 600 358 221200 360	03/22/2021
				Totals for Heath, Jessica	123.00		
169223	03/22/2021	Heinz, Ann Marie	0 MARCH 2021	RVA INTERNET REIMBURSEMENT	70.00	99 E 600 358 221200 360	03/22/2021
				Totals for Heinz, Ann Marie	70.00		
169224	03/22/2021	Henderson, Spencer	0 1/24-2/23/21	RVA INTERNET REIMBURSEMENT	40.00	99 E 600 358 221200 360	03/22/2021
				Totals for Henderson, Spencer	40.00		
169225	03/22/2021	Henderson, Todd	0 FEBRUARY 2021	RVA INTERNET REIMBURSEMENT	41.00	99 E 600 358 221200 360	03/22/2021
				Totals for Henderson, Todd	41.00		
169226	03/22/2021	Her, Leng	0 2/2-3/1/21	RVA INTERNET REIMBURSEMENT	59.99	99 E 600 358 221200 360	03/22/2021
				Totals for Her, Leng	59.99		
169227	03/22/2021	Holmgren, Geneva	0 2/7-3/6/21	RVA INTERNET REIMBURSEMENT	44.99	99 E 600 358 221200 360	03/22/2021
				Totals for Holmgren, Geneva	44.99		
169228	03/22/2021	Hook Schroedl, Melyssa	0 1/3-2/2/21	RVA INTERNET REIMBURSEMENT	74.99	99 E 600 358 221200 360	03/22/2021
169228	03/22/2021	Hook Schroedl, Melyssa	0 10/3-11/2/20	RVA INTERNET REIMBURSEMENT	69.99	99 E 600 358 221200 360	03/22/2021
169228	03/22/2021	Hook Schroedl, Melyssa	0 11/3-12/2/20	RVA INTERNET REIMBURSEMENT	69.99	99 E 600 358 221200 360	03/22/2021
169228	03/22/2021	Hook Schroedl, Melyssa	0 12/3/20-1/2/21	RVA INTERNET REIMBURSEMENT	74.99	99 E 600 358 221200 360	03/22/2021
169228	03/22/2021	Hook Schroedl, Melyssa	0 2/3-3/2/21	RVA INTERNET REIMBURSEMENT	74.99	99 E 600 358 221200 360	03/22/2021
169228	03/22/2021	Hook Schroedl, Melyssa	0 9/3-10/2/20	RVA INTERNET REIMBURSEMENT	69.99	99 E 600 358 221200 360	03/22/2021
				Totals for Hook Schroedl, Melyssa	434.94		
169229	03/22/2021	Hookstadt, Todd	0 1/28-2/27/21	RVA INTERNET REIMBURSEMENT	55.20	99 E 600 358 221200 360	03/22/2021
169229	03/22/2021	Hookstadt, Todd	0 10/28-11/27/20	RVA INTERNET REIMBURSEMENT	55.20	99 E 600 358 221200 360	03/22/2021

CHECK #	CHECK DATE	VENDOR	PO INVOICE #	DESCRIPTION	CHECK AMOUNT	ACCOUNT	POST DATE
			NUMBER			NUMBER	
169229	03/22/2021	Hookstadt, Todd	0 11/28-12/27/20	RVA INTERNET REIMBURSEMENT	55.20	99 E 600 358 221200 360	03/22/2021
169229	03/22/2021	Hookstadt, Todd	0 12/28/20-1/27/21	RVA INTERNET REIMBURSEMENT	55.20	99 E 600 358 221200 360	03/22/2021
169229	03/22/2021	Hookstadt, Todd	0 8/28-9/27/20	RVA INTERNET REIMBURSEMENT	55.20	99 E 600 358 221200 360	03/22/2021
169229	03/22/2021	Hookstadt, Todd	0 9/28-10/27/20	RVA INTERNET REIMBURSEMENT	55.20	99 E 600 358 221200 360	03/22/2021
Totals for Hookstadt, Todd					331.20		
169230	03/22/2021	Hueckman, Meredith	0 FEBRUARY 2021	RVA INTERNET REIMBURSEMENT	72.74	99 E 600 358 221200 360	03/22/2021
Totals for Hueckman, Meredith					72.74		
169231	03/22/2021	Hungerford, Jeremy	0 1/8-2/7/21	RVA INTERNET REIMBURSEMENT	54.99	99 E 600 358 221200 360	03/22/2021
169231	03/22/2021	Hungerford, Jeremy	0 2/8-3/7/21	RVA INTERNET REIMBURSEMENT	54.99	99 E 600 358 221200 360	03/22/2021
Totals for Hungerford, Jeremy					109.98		
169232	03/22/2021	Jennings, Charles	0 1/9-2/8/21	RVA INTERNET REIMBURSEMENT	74.99	99 E 600 358 221200 360	03/22/2021
169232	03/22/2021	Jennings, Charles	0 10/9-11/8/20	RVA INTERNET REIMBURSEMENT	69.99	99 E 600 358 221200 360	03/22/2021
169232	03/22/2021	Jennings, Charles	0 11/9-12/8/20	RVA INTERNET REIMBURSEMENT	69.99	99 E 600 358 221200 360	03/22/2021
169232	03/22/2021	Jennings, Charles	0 12/9/20-1/8/21	RVA INTERNET REIMBURSEMENT	74.99	99 E 600 358 221200 360	03/22/2021
169232	03/22/2021	Jennings, Charles	0 2/9-3/8/21	RVA INTERNET REIMBURSEMENT	74.99	99 E 600 358 221200 360	03/22/2021
169232	03/22/2021	Jennings, Charles	0 9/1-8/20	RVA INTERNET REIMBURSEMENT - PRORATED FROM DATE OF ENROLLMENT	18.08	99 E 600 358 221200 360	03/22/2021
169232	03/22/2021	Jennings, Charles	0 9/9-10/8/20	RVA INTERNET REIMBURSEMENT	69.99	99 E 600 358 221200 360	03/22/2021
Totals for Jennings, Charles					453.02		
169233	03/22/2021	Johnson, Andrea	0 1/5-2/4/21	RVA INTERNET REIMBURSEMENT	74.99	99 E 600 358 221200 360	03/22/2021
169233	03/22/2021	Johnson, Andrea	0 12/5/20-1/4/21	RVA INTERNET REIMBURSEMENT	74.99	99 E 600 358 221200 360	03/22/2021
169233	03/22/2021	Johnson, Andrea	0 2/5-3/4/21	RVA INTERNET REIMBURSEMENT	74.99	99 E 600 358 221200 360	03/22/2021
Totals for Johnson, Andrea					224.97		
169234	03/22/2021	Johnson, Rebecca	0 1/31-2/28/21	RVA INTERNET REIMBURSEMENT	74.99	99 E 600 358 221200 360	03/22/2021
Totals for Johnson, Rebecca					74.99		
169235	03/22/2021	Jones, Juanita	0 2/15-3/14/21	RVA INTERNET REIMBURSEMENT	59.99	99 E 600 358 221200 360	03/22/2021
Totals for Jones, Juanita					59.99		
169236	03/22/2021	Jones, Martin	0 1/22-2/21/21	RVA INTERNET REIMBURSEMENT	74.99	99 E 600 358 221200 360	03/22/2021
Totals for Jones, Martin					74.99		
169237	03/22/2021	Julian, Jason	0 1/10-2/9/21	RVA INTERNET REIMBURSEMENT	45.25	99 E 600 358 221200 360	03/22/2021
169237	03/22/2021	Julian, Jason	0 12/10/20-1/9/21	RVA INTERNET REIMBURSEMENT	45.25	99 E 600 358 221200 360	03/22/2021
169237	03/22/2021	Julian, Jason	0 2/10-3/9/21	RVA INTERNET REIMBURSEMENT	45.25	99 E 600 358 221200 360	03/22/2021
Totals for Julian, Jason					135.75		
169238	03/22/2021	Kalsow, Brittany	0 2/6-3/5/21	RVA INTERNET REIMBURSEMENT	74.99	99 E 600 358 221200 360	03/22/2021
Totals for Kalsow, Brittany					74.99		
169239	03/22/2021	Kasper, Rich	0 3/4-31/21	RVA INTERNET REIMBURSEMENT	49.95	99 E 600 358 221200 360	03/22/2021
Totals for Kasper, Rich					49.95		
169240	03/22/2021	Kendall, Tamara	0 2/12-3/11/21	RVA INTERNET REIMBURSEMENT	74.99	99 E 600 358 221200 360	03/22/2021
Totals for Kendall, Tamara					74.99		

CHECK #	CHECK DATE	VENDOR	PO INVOICE #	DESCRIPTION	CHECK AMOUNT	ACCOUNT	POST DATE
			NUMBER			NUMBER	
169241	03/22/2021	King, Chris	0 2/8-3/7/21	RVA INTERNET REIMBURSEMENT	74.99	99 E 600 358 221200 360	03/22/2021
				Totals for King, Chris	74.99		
169242	03/22/2021	Kinney, Joni	0 1/23-2/22/21	RVA INTERNET REIMBURSEMENT	75.00	99 E 600 358 221200 360	03/22/2021
169242	03/22/2021	Kinney, Joni	0 11/23-12/22/20	RVA INTERNET REIMBURSEMENT	75.00	99 E 600 358 221200 360	03/22/2021
169242	03/22/2021	Kinney, Joni	0 12/23/20-1/22/21	RVA INTERNET REIMBURSEMENT	75.00	99 E 600 358 221200 360	03/22/2021
				Totals for Kinney, Joni	225.00		
169243	03/22/2021	Koch, Andrew	0 MARCH 2021	RVA INTERNET REIMBURSEMENT	52.74	99 E 600 358 221200 360	03/22/2021
				Totals for Koch, Andrew	52.74		
169244	03/22/2021	Kolz, Johanna	0 1/18-2/17/21	RVA INTERNET REIMBURSEMENT	17.99	99 E 600 358 221200 360	03/22/2021
169244	03/22/2021	Kolz, Johanna	0 11/18-12/17/20	RVA INTERNET REIMBURSEMENT	17.99	99 E 600 358 221200 360	03/22/2021
169244	03/22/2021	Kolz, Johanna	0 12/18/20-1/17/21	RVA INTERNET REIMBURSEMENT	17.99	99 E 600 358 221200 360	03/22/2021
169244	03/22/2021	Kolz, Johanna	0 2/18-3/17/21	RVA INTERNET REIMBURSEMENT	17.99	99 E 600 358 221200 360	03/22/2021
				Totals for Kolz, Johanna	71.96		
169245	03/22/2021	Kopp, Steve	0 2/4-3/3/21	RVA INTERNET REIMBURSEMENT	74.99	99 E 600 358 221200 360	03/22/2021
				Totals for Kopp, Steve	74.99		
169246	03/22/2021	Kozial, Danny	0 1/26-2/25/21	RVA INTERNET REIMBURSEMENT	59.99	99 E 600 358 221200 360	03/22/2021
169246	03/22/2021	Kozial, Danny	0 12/26/20-1/25/21	RVA INTERNET REIMBURSEMENT	59.99	99 E 600 358 221200 360	03/22/2021
				Totals for Kozial, Danny	119.98		
169247	03/22/2021	Kraegenbrink, Nancy	0 1/10-2/9/21	RVA INTERNET REIMBURSEMENT	34.95	99 E 600 358 221200 360	03/22/2021
169247	03/22/2021	Kraegenbrink, Nancy	0 10/8-11/9/20	RVA INTERNET REIMBURSEMENT	37.28	99 E 600 358 221200 360	03/22/2021
169247	03/22/2021	Kraegenbrink, Nancy	0 11/10-12/9/20	RVA INTERNET REIMBURSEMENT	34.95	99 E 600 358 221200 360	03/22/2021
169247	03/22/2021	Kraegenbrink, Nancy	0 12/10/20-1/9/21	RVA INTERNET REIMBURSEMENT	34.95	99 E 600 358 221200 360	03/22/2021
169247	03/22/2021	Kraegenbrink, Nancy	0 2/10-3/9/21	RVA INTERNET REIMBURSEMENT	34.95	99 E 600 358 221200 360	03/22/2021
				Totals for Kraegenbrink, Nancy	177.08		
169248	03/22/2021	Kroening, Josh	0 2/7-3/6/21	RVA INTERNET REIMBURSEMENT	54.99	99 E 600 358 221200 360	03/22/2021
				Totals for Kroening, Josh	54.99		
169249	03/22/2021	Kummer, Stephanie	0 MARCH 2021	RVA INTERNET REIMBURSEMENT	74.99	99 E 600 358 221200 360	03/22/2021
				Totals for Kummer, Stephanie	74.99		
169250	03/22/2021	Kusik, Fred	0 1/15-2/14/21	RVA INTERNET REIMBURSEMENT	75.00	99 E 600 358 221200 360	03/22/2021
169250	03/22/2021	Kusik, Fred	0 12/15/20-1/14/21	RVA INTERNET REIMBURSEMENT	75.00	99 E 600 358 221200 360	03/22/2021
169250	03/22/2021	Kusik, Fred	0 2/15-3/14/21	RVA INTERNET REIMBURSEMENT	75.00	99 E 600 358 221200 360	03/22/2021
				Totals for Kusik, Fred	225.00		
169251	03/22/2021	Lamb, Nicole	0 2/13-3/12/21	RVA INTERNET REIMBURSEMENT	75.00	99 E 600 358 221200 360	03/22/2021
				Totals for Lamb, Nicole	75.00		
169252	03/22/2021	Langjahr, Kay	0 2/9-3/8/21	RVA INTERNET REIMBURSEMENT	74.99	99 E 600 358 221200 360	03/22/2021
				Totals for Langjahr, Kay	74.99		
169253	03/22/2021	Langreck, Virginia	0 1/22-2/21/21	RVA INTERNET REIMBURSEMENT	45.95	99 E 600 358 221200 360	03/22/2021
169253	03/22/2021	Langreck, Virginia	0 10/22-11/21/20	RVA INTERNET REIMBURSEMENT	45.95	99 E 600 358 221200 360	03/22/2021
169253	03/22/2021	Langreck, Virginia	0 11/22-12/21/20	RVA INTERNET REIMBURSEMENT	45.95	99 E 600 358 221200 360	03/22/2021

CHECK #	CHECK DATE	VENDOR	PO INVOICE #	DESCRIPTION	CHECK AMOUNT	ACCOUNT	POST DATE
			NUMBER			NUMBER	
169253	03/22/2021	Langreck, Virginia	0 12/22/20-1/21/2	RVA INTERNET REIMBURSEMENT	45.95	99 E 600 358 221200 360	03/22/2021
169253	03/22/2021	Langreck, Virginia	0 9/22-10/21/20	RVA INTERNET REIMBURSEMENT	45.95	99 E 600 358 221200 360	03/22/2021
				Totals for Langreck, Virginia	229.75		
169254	03/22/2021	Larson, Travis	0 2/3-3/2/21	RVA INTERNET REIMBURSEMENT	50.00	99 E 600 358 221200 360	03/22/2021
				Totals for Larson, Travis	50.00		
169255	03/22/2021	Leffel, Stacy	0 FEBRUARY 2021	RVA INTERNET REIMBURSEMENT	49.99	99 E 600 358 221200 360	03/22/2021
169255	03/22/2021	Leffel, Stacy	0 JANUARY 2021	RVA INTERNET REIMBURSEMENT	49.99	99 E 600 358 221200 360	03/22/2021
				Totals for Leffel, Stacy	99.98		
169256	03/22/2021	Lenz, Patricia	0 2/9-3/8/21	RVA INTERNET REIMBURSEMENT	74.99	99 E 600 358 221200 360	03/22/2021
				Totals for Lenz, Patricia	74.99		
169257	03/22/2021	Leonhardt, Jennifer	0 2/10-3/9/21	RVA INTERNET REIMBURSEMENT	49.95	99 E 600 358 221200 360	03/22/2021
				Totals for Leonhardt, Jennifer	49.95		
169258	03/22/2021	Lieske, Patricia	0 1/26-2/25/21	RVA INTERNET REIMBURSEMENT	49.99	99 E 600 358 221200 360	03/22/2021
169258	03/22/2021	Lieske, Patricia	0 2/26-3/25/21	RVA INTERNET REIMBURSEMENT	49.99	99 E 600 358 221200 360	03/22/2021
				Totals for Lieske, Patricia	99.98		
169259	03/22/2021	Ligman, Dianne	0 1/4-2/3/21	RVA INTERNET REIMBURSEMENT	75.00	99 E 600 358 221200 360	03/22/2021
169259	03/22/2021	Ligman, Dianne	0 12/4/20-1/3/21	RVA INTERNET REIMBURSEMENT	75.00	99 E 600 358 221200 360	03/22/2021
169259	03/22/2021	Ligman, Dianne	0 2/4-3/3/21	RVA INTERNET REIMBURSEMENT	75.00	99 E 600 358 221200 360	03/22/2021
				Totals for Ligman, Dianne	225.00		
169260	03/22/2021	Loka, Vincent	0 1/19-2/1/21	RVA INTERNET REIMBURSEMENT-PRORATED FROM DATE OF ENROLLMENT	23.10	99 E 600 358 221200 360	03/22/2021
169260	03/22/2021	Loka, Vincent	0 2/1-3/1/21	RVA INTERNET REIMBURSEMENT	51.10	99 E 600 358 221200 360	03/22/2021
				Totals for Loka, Vincent	74.20		
169261	03/22/2021	Lokken, Lori	0 2/13-3/12/21	RVA INTERNET REIMBURSEMENT	74.99	99 E 600 358 221200 360	03/22/2021
				Totals for Lokken, Lori	74.99		
169262	03/22/2021	Manning, Patrick	0 2/15-3/14/21	RVA INTERNET REIMBURSEMENT	55.00	99 E 600 358 221200 360	03/22/2021
				Totals for Manning, Patrick	55.00		
169263	03/22/2021	Martinez, Joseph	0 1/26-2/25/21	RVA INTERNET REIMBURSEMENT	69.99	99 E 600 358 221200 360	03/22/2021
169263	03/22/2021	Martinez, Joseph	0 11/26-12/25/20	RVA INTERNET REIMBURSEMENT	49.99	99 E 600 358 221200 360	03/22/2021
169263	03/22/2021	Martinez, Joseph	0 12/26/20-1/25/21	RVA INTERNET REIMBURSEMENT	69.99	99 E 600 358 221200 360	03/22/2021
169263	03/22/2021	Martinez, Joseph	0 2/26-3/25/21	RVA INTERNET REIMBURSEMENT	69.99	99 E 600 358 221200 360	03/22/2021
				Totals for Martinez, Joseph	259.96		
169264	03/22/2021	Masarik, Jeff	0 2/17-3/17/21	RVA INTERNET REIMBURSEMENT	44.99	99 E 600 358 221200 360	03/22/2021
				Totals for Masarik, Jeff	44.99		
169265	03/22/2021	Matthews, Brent	0 2/4-3/3/21	RVA INTERNET REIMBURSEMENT	74.99	99 E 600 358 221200 360	03/22/2021
				Totals for Matthews, Brent	74.99		
169266	03/22/2021	Mattice, Eric	0 MARCH 2021	RVA INTERNET REIMBURSEMENT	49.95	99 E 600 358 221200 360	03/22/2021
				Totals for Mattice, Eric	49.95		



CHECK #	CHECK DATE	VENDOR	PO INVOICE #	DESCRIPTION	CHECK AMOUNT	ACCOUNT	POST DATE
			NUMBER			NUMBER	
169267	03/22/2021	Mattison, Leroy	0 FEBRUARY 2021	RVA INTERNET REIMBURSEMENT	59.99	99 E 600 358 221200 360	03/22/2021
				Totals for Mattison, Leroy	59.99		
169268	03/22/2021	Mattson, Jenae	0 1/26-2/25/21	RVA INTERNET REIMBURSEMENT	74.99	99 E 600 358 221200 360	03/22/2021
169268	03/22/2021	Mattson, Jenae	0 2/26-3/25/21	RVA INTERNET REIMBURSEMENT	74.99	99 E 600 358 221200 360	03/22/2021
				Totals for Mattson, Jenae	149.98		
169269	03/22/2021	McCrea, Kristin	0 10/28-11/27/20	RVA INTERNET REIMBURSEMENT	40.00	99 E 600 358 221200 360	03/22/2021
169269	03/22/2021	McCrea, Kristin	0 11/28-12/27/20	RVA INTERNET REIMBURSEMENT	64.30	99 E 600 358 221200 360	03/22/2021
169269	03/22/2021	McCrea, Kristin	0 12/28/20-1/27/21	RVA INTERNET REIMBURSEMENT	75.00	99 E 600 358 221200 360	03/22/2021
				Totals for McCrea, Kristin	179.30		
169270	03/22/2021	Messina, Chris	0 2/6-3/5/21	RVA INTERNET REIMBURSEMENT	74.99	99 E 600 358 221200 360	03/22/2021
				Totals for Messina, Chris	74.99		
169271	03/22/2021	Michalek, Sara	0 1/20-2/19/21	RVA INTERNET REIMBURSEMENT	49.00	99 E 600 358 221200 360	03/22/2021
169271	03/22/2021	Michalek, Sara	0 10/20-11/19/20	RVA INTERNET REIMBURSEMENT	49.00	99 E 600 358 221200 360	03/22/2021
169271	03/22/2021	Michalek, Sara	0 11/20-12/19/20	RVA INTERNET REIMBURSEMENT	49.00	99 E 600 358 221200 360	03/22/2021
169271	03/22/2021	Michalek, Sara	0 12/20-1/19/21	RVA INTERNET REIMBURSEMENT	49.00	99 E 600 358 221200 360	03/22/2021
169271	03/22/2021	Michalek, Sara	0 8/20-9/19/20	RVA INTERNET REIMBURSEMENT	49.00	99 E 600 358 221200 360	03/22/2021
169271	03/22/2021	Michalek, Sara	0 9/20-10/19/20	RVA INTERNET REIMBURSEMENT	49.00	99 E 600 358 221200 360	03/22/2021
				Totals for Michalek, Sara	294.00		
169272	03/22/2021	Michalski, Thomas	0 1/26-2/25/21	RVA INTERNET REIMBURSEMENT	74.99	99 E 600 358 221200 360	03/22/2021
				Totals for Michalski, Thomas	74.99		
169273	03/22/2021	Miller, Tonya	0 2/17-3/16/21	RVA INTERNET REIMBURSEMENT	74.99	99 E 600 358 221200 360	03/22/2021
				Totals for Miller, Tonya	74.99		
169274	03/22/2021	Moeller, Leslie	0 2/28-3/27/21	RVA INTERNET REIMBURSEMENT	40.25	99 E 600 358 221200 360	03/22/2021
				Totals for Moeller, Leslie	40.25		
169275	03/22/2021	Mohr-Borchardt, Barbara	0 FEBRUARY 2021	RVA INTERNET REIMBURSEMENT	64.99	99 E 600 358 221200 360	03/22/2021
169275	03/22/2021	Mohr-Borchardt, Barbara	0 JANUARY 2021	RVA INTERNET REIMBURSEMENT	64.99	99 E 600 358 221200 360	03/22/2021
				Totals for Mohr-Borchardt, Barbara	129.98		
169276	03/22/2021	Moldenhauer, Shannon	0 FEBRUARY 2021	RVA INTERNET REIMBURSEMENT	54.95	99 E 600 358 221200 360	03/22/2021
169276	03/22/2021	Moldenhauer, Shannon	0 JANUARY 2021	RVA INTERNET REIMBURSEMENT	54.95	99 E 600 358 221200 360	03/22/2021
				Totals for Moldenhauer, Shannon	109.90		
169277	03/22/2021	Mondor, Tom	0 2/4-3/3/21	RVA INTERNET REIMBURSEMENT	50.00	99 E 600 358 221200 360	03/22/2021
				Totals for Mondor, Tom	50.00		
169278	03/22/2021	Mottl, James	0 1/15-2/14/21	RVA INTERNET REIMBURSEMENT	75.00	99 E 600 358 221200 360	03/22/2021
169278	03/22/2021	Mottl, James	0 2/25-3/14/21	RVA INTERNET REIMBURSEMENT	75.00	99 E 600 358 221200 360	03/22/2021
				Totals for Mottl, James	150.00		
169279	03/22/2021	Mroz, Christina	0 FEBRUARY 2021	RVA INTERNET REIMBURSEMENT	69.95	99 E 600 358 221200 360	03/22/2021
				Totals for Mroz, Christina	69.95		
169280	03/22/2021	Murphy Curtis, Jeanne	0 1/15-2/14/21	RVA INTERNET REIMBURSEMENT	64.95	99 E 600 358 221200 360	03/22/2021
169280	03/22/2021	Murphy Curtis, Jeanne	0 10/15-11/14/20	RVA INTERNET REIMBURSEMENT	64.95	99 E 600 358 221200 360	03/22/2021

CHECK #	CHECK DATE	VENDOR	PO INVOICE #	DESCRIPTION	CHECK AMOUNT	ACCOUNT	POST DATE
			NUMBER			NUMBER	
169280	03/22/2021	Murphy Curtis, Jeanne	0 11/15-12/14/20	RVA INTERNET REIMBURSEMENT	64.95	99 E 600 358 221200 360	03/22/2021
169280	03/22/2021	Murphy Curtis, Jeanne	0 12/15/20-1/14/21	RVA INTERNET REIMBURSEMENT	64.95	99 E 600 358 221200 360	03/22/2021
169280	03/22/2021	Murphy Curtis, Jeanne	0 2/15-3/14/21	RVA INTERNET REIMBURSEMENT	64.95	99 E 600 358 221200 360	03/22/2021
169280	03/22/2021	Murphy Curtis, Jeanne	0 8/15-9/14/20	RVA INTERNET REIMBURSEMENT	64.95	99 E 600 358 221200 360	03/22/2021
169280	03/22/2021	Murphy Curtis, Jeanne	0 9/15-10/14/20	RVA INTERNET REIMBURSEMENT	64.95	99 E 600 358 221200 360	03/22/2021
				Totals for Murphy Curtis, Jeanne	454.65		
169281	03/22/2021	Myers, George	0 1/26-2/25/21	RVA INTERNET REIMBURSEMENT	74.99	99 E 600 358 221200 360	03/22/2021
				Totals for Myers, George	74.99		
169282	03/22/2021	Nelson, Janet	0 MARCH 2021	RVA INTERNET REIMBURSEMENT	30.00	99 E 600 358 221200 360	03/22/2021
				Totals for Nelson, Janet	30.00		
169283	03/22/2021	Newago, Keith	0 2/7-3/6/21	RVA INTERNET REIMBURSEMENT	65.99	99 E 600 358 221200 360	03/22/2021
				Totals for Newago, Keith	65.99		
169284	03/22/2021	Nichols, Melody	0 2/15-3/14/21	RVA INTERNET REIMBURSEMENT	55.00	99 E 600 358 221200 360	03/22/2021
				Totals for Nichols, Melody	55.00		
169285	03/22/2021	Nielson, Kindt	0 2/2-3/1/21	RVA INTERNET REIMBURSEMENT	75.00	99 E 600 358 221200 360	03/22/2021
				Totals for Nielson, Kindt	75.00		
169286	03/22/2021	Nikkila, Rachel	0 1/28-2/27/21	RVA INTERNET REIMBURSEMENT	55.00	99 E 600 358 221200 360	03/22/2021
169286	03/22/2021	Nikkila, Rachel	0 11/28-12/27/20	RVA INTERNET REIMBURSEMENT	55.00	99 E 600 358 221200 360	03/22/2021
169286	03/22/2021	Nikkila, Rachel	0 12/28/20-1/27/21	RVA INTERNET REIMBURSEMENT	55.00	99 E 600 358 221200 360	03/22/2021
				Totals for Nikkila, Rachel	165.00		
169287	03/22/2021	Nikolay, Ben	0 FEBRUARY 2021	RVA INTERNET REIMBURSEMENT	30.00	99 E 600 358 221200 360	03/22/2021
169287	03/22/2021	Nikolay, Ben	0 JANUARY 2021	RVA INTERNET REIMBURSEMENT	30.00	99 E 600 358 221200 360	03/22/2021
169287	03/22/2021	Nikolay, Ben	0 MARCH 2021	RVA INTERNET REIMBURSEMENT	30.00	99 E 600 358 221200 360	03/22/2021
				Totals for Nikolay, Ben	90.00		
169288	03/22/2021	Nikolaus, Charlone	0 2/5-3/4/21	RVA INTERNET REIMBURSEMENT	59.99	99 E 600 358 221200 360	03/22/2021
				Totals for Nikolaus, Charlone	59.99		
169289	03/22/2021	Nikolai, Cody	0 10/9-11/8/20	RVA INTERNET REIMBURSEMENT	69.99	99 E 600 358 221200 360	03/22/2021
169289	03/22/2021	Nikolai, Cody	0 11/9-12/8/20	RVA INTERNET REIMBURSEMENT	69.99	99 E 600 358 221200 360	03/22/2021
169289	03/22/2021	Nikolai, Cody	0 11/9-2/8/21	RVA INTERNET REIMBURSEMENT	74.99	99 E 600 358 221200 360	03/22/2021
169289	03/22/2021	Nikolai, Cody	0 12/9/20-11/8/21	RVA INTERNET REIMBURSEMENT	74.99	99 E 600 358 221200 360	03/22/2021
169289	03/22/2021	Nikolai, Cody	0 2/9-3/8/21	RVA INTERNET REIMBURSEMENT	74.99	99 E 600 358 221200 360	03/22/2021
169289	03/22/2021	Nikolai, Cody	0 8/9-9/8/20	RVA INTERNET REIMBURSEMENT	69.99	99 E 600 358 221200 360	03/22/2021
169289	03/22/2021	Nikolai, Cody	0 9/9-10/8/20	RVA INTERNET REIMBURSEMENT	69.99	99 E 600 358 221200 360	03/22/2021
				Totals for Nikolai, Cody	504.93		
169290	03/22/2021	Noll, Karilyn	0 1/27-2/26/21	RVA INTERNET REIMBURSEMENT	69.99	99 E 600 358 221200 360	03/22/2021
169290	03/22/2021	Noll, Karilyn	0 10/27-11/26/20	RVA INTERNET REIMBURSEMENT	69.99	99 E 600 358 221200 360	03/22/2021
169290	03/22/2021	Noll, Karilyn	0 11/27-12/26/20	RVA INTERNET REIMBURSEMENT	69.99	99 E 600 358 221200 360	03/22/2021
169290	03/22/2021	Noll, Karilyn	0 12/27/20-1/26/21	RVA INTERNET REIMBURSEMENT	69.99	99 E 600 358 221200 360	03/22/2021
169290	03/22/2021	Noll, Karilyn	0 9/1-26/20	RVA INTERNET	41.86	99 E 600 358 221200 360	03/22/2021

CHECK #	CHECK DATE	VENDOR	PO INVOICE #	DESCRIPTION	CHECK AMOUNT	ACCOUNT	POST DATE
			NUMBER			NUMBER	
				REIMBURSEMENT-PRORATED FROM DATE OF ENROLLMENT			
169290	03/22/2021	Noll, Karilyn	0 9/27-10/26/20	RVA INTERNET REIMBURSEMENT	49.99	99 E 600 358 221200 360	03/22/2021
				Totals for Noll, Karilyn	371.81		
169291	03/22/2021	Noll, Pamela	0 2/3-3/2/21	RVA INTERNET REIMBURSEMENT	74.99	99 E 600 358 221200 360	03/22/2021
				Totals for Noll, Pamela	74.99		
169292	03/22/2021	Nowak, Timothy	0 1/12-2/11/21	RVA INTERNET REIMBURSEMENT	65.99	99 E 600 358 221200 360	03/22/2021
169292	03/22/2021	Nowak, Timothy	0 11/12-12/11/20	RVA INTERNET REIMBURSEMENT	65.99	99 E 600 358 221200 360	03/22/2021
169292	03/22/2021	Nowak, Timothy	0 12/12/20-1/11/21	RVA INTERNET REIMBURSEMENT	65.99	99 E 600 358 221200 360	03/22/2021
169292	03/22/2021	Nowak, Timothy	0 2/12-3/11/21	RVA INTERNET REIMBURSEMENT	65.99	99 E 600 358 221200 360	03/22/2021
				Totals for Nowak, Timothy	263.96		
169293	03/22/2021	Nutting, Brian	0 1/26-2/25/21	RVA INTERNET REIMBURSEMENT	74.99	99 E 600 358 221200 360	03/22/2021
169293	03/22/2021	Nutting, Brian	0 10/26-11/25/20	RVA INTERNET REIMBURSEMENT	69.99	99 E 600 358 221200 360	03/22/2021
169293	03/22/2021	Nutting, Brian	0 11/26-12/25/20	RVA INTERNET REIMBURSEMENT	69.99	99 E 600 358 221200 360	03/22/2021
169293	03/22/2021	Nutting, Brian	0 12/26/20-1/25/21	RVA INTERNET REIMBURSEMENT	74.99	99 E 600 358 221200 360	03/22/2021
169293	03/22/2021	Nutting, Brian	0 8/26-9/25/20	RVA INTERNET REIMBURSEMENT	69.99	99 E 600 358 221200 360	03/22/2021
169293	03/22/2021	Nutting, Brian	0 9/26-10/25/20	RVA INTERNET REIMBURSEMENT	69.99	99 E 600 358 221200 360	03/22/2021
				Totals for Nutting, Brian	429.94		
169294	03/22/2021	Olson, Jennifer	0 1/14-2/13/21	RVA INTERNET REIMBURSEMENT	69.99	99 E 600 358 221200 360	03/22/2021
169294	03/22/2021	Olson, Jennifer	0 2/14-3/13/21	RVA INTERNET REIMBURSEMENT	69.99	99 E 600 358 221200 360	03/22/2021
				Totals for Olson, Jennifer	139.98		
169295	03/22/2021	Onsager, Chris	0 1/28-2/27/21	RVA INTERNET REIMBURSEMENT	50.95	99 E 600 358 221200 360	03/22/2021
				Totals for Onsager, Chris	50.95		
169296	03/22/2021	Opitz, Michael	0 2/16=3/15/21	RVA INTERNET REIMBURSEMENT	75.00	99 E 600 358 221200 360	03/22/2021
				Totals for Opitz, Michael	75.00		
169297	03/22/2021	Osthoff, Matthew	0 2/15-3/14/21	RVA INTERNET REIMBURSEMENT	59.95	99 E 600 358 221200 360	03/22/2021
				Totals for Osthoff, Matthew	59.95		
169298	03/22/2021	Pahnke, Micheal	0 2/8-3/7/21	RVA INTERNET REIMBURSEMENT	74.99	99 E 600 358 221200 360	03/22/2021
				Totals for Pahnke, Micheal	74.99		
169299	03/22/2021	Palmer, Carli	0 2/12-3/11/21	RVA INTERNET REIMBURSEMENT	74.99	99 E 600 358 221200 360	03/22/2021
				Totals for Palmer, Carli	74.99		
169300	03/22/2021	Pavek, Travis	0 1/25-2/24/21	RVA INTERNET REIMBURSEMENT	74.99	99 E 600 358 221200 360	03/22/2021
169300	03/22/2021	Pavek, Travis	0 2/25-3/24/21	RVA INTERNET REIMBURSEMENT	74.99	99 E 600 358 221200 360	03/22/2021
				Totals for Pavek, Travis	149.98		
169301	03/22/2021	Pecard, Samuel	0 2/4-3/3/21	RVA INTERNET REIMBURSEMENT	74.99	99 E 600 358 221200 360	03/22/2021
				Totals for Pecard, Samuel	74.99		
169302	03/22/2021	Pelzer, Noriko	0 1/27-2/26/21	RVA INTERNET REIMBURSEMENT	74.99	99 E 600 358 221200 360	03/22/2021
				Totals for Pelzer, Noriko	74.99		
169303	03/22/2021	Pereira, Manuel	0 1/21-2/20/21	RVA INTERNET REIMBURSEMENT	60.00	99 E 600 358 221200 360	03/22/2021

CHECK #	CHECK DATE	VENDOR	PO INVOICE #	DESCRIPTION	CHECK AMOUNT	ACCOUNT	POST DATE
			NUMBER			NUMBER	
169303	03/22/2021	Pereira, Manuel	0 2/21-3/20/21	RVA INTERNET REIMBURSEMENT	60.00	99 E 600 358 221200 360	03/22/2021
				Totals for Pereira, Manuel	120.00		
169304	03/22/2021	Perez, Jessica	0 MARCH 2021	RVA INTERNET REIMBURSEMENT	75.00	99 E 600 358 221200 360	03/22/2021
				Totals for Perez, Jessica	75.00		
169305	03/22/2021	Peterson, Kristin	0 3/1-30/21	RVA INTERNET REIMBURSEMENT	49.00	99 E 600 358 221200 360	03/22/2021
				Totals for Peterson, Kristin	49.00		
169306	03/22/2021	Pierce, Benjamin	0 MARCH 2021	RVA INTERNET REIMBURSEMENT	59.95	99 E 600 358 221200 360	03/22/2021
				Totals for Pierce, Benjamin	59.95		
169307	03/22/2021	Ploeger, Corey	0 2/21-3/20/21	RVA INTERNET REIMBURSEMENT	74.99	99 E 600 358 221200 360	03/22/2021
				Totals for Ploeger, Corey	74.99		
169308	03/22/2021	Plummer, Shelly	0 1/4-2/3/21	RVA INTERNET REIMBURSEMENT	59.99	99 E 600 358 221200 360	03/22/2021
				Totals for Plummer, Shelly	59.99		
169309	03/22/2021	Porter, Charity	0 2/10-3/9/21	RVA INTERNET REIMBURSEMENT	74.99	99 E 600 358 221200 360	03/22/2021
				Totals for Porter, Charity	74.99		
169310	03/22/2021	Powell, Shellie	0 FEBRUARY 2021	RVA INTERNET REIMBURSEMENT	50.00	99 E 600 358 221200 360	03/22/2021
				Totals for Powell, Shellie	50.00		
169311	03/22/2021	Raasch, Claude	0 2/7-3/6/21	RVA INTERNET REIMBURSEMENT	74.99	99 E 600 358 221200 360	03/22/2021
				Totals for Raasch, Claude	74.99		
169312	03/22/2021	Raske, Pamela	0 2/13-3/12/21	RVA INTERNET REIMBURSEMENT	74.99	99 E 600 358 221200 360	03/22/2021
				Totals for Raske, Pamela	74.99		
169313	03/22/2021	Rausch, Brandon	0 2/10-3/9/21	RVA INTERNET REIMBURSEMENT	45.95	99 E 600 358 221200 360	03/22/2021
				Totals for Rausch, Brandon	45.95		
169314	03/22/2021	Ries, Jeffrey	0 DECEMBER 2020	RVA INTERNET REIMBURSEMENT	75.00	99 E 600 358 221200 360	03/22/2021
169314	03/22/2021	Ries, Jeffrey	0 FEBRUARY 2021	RVA INTERNET REIMBURSEMENT	75.00	99 E 600 358 221200 360	03/22/2021
169314	03/22/2021	Ries, Jeffrey	0 JANUARY 2021	RVA INTERNET REIMBURSEMENT	75.00	99 E 600 358 221200 360	03/22/2021
				Totals for Ries, Jeffrey	225.00		
169315	03/22/2021	Schaeffer, Jerry	0 FEBRUARY 2021	RVA INTERNET REIMBURSEMENT	65.99	99 E 600 358 221200 360	03/22/2021
				Totals for Schaeffer, Jerry	65.99		
169316	03/22/2021	Schifelbine, Casey	0 2/10-3/9/21	RVA INTERNET REIMBURSEMENT	74.99	99 E 600 358 221200 360	03/22/2021
				Totals for Schifelbine, Casey	74.99		
169317	03/22/2021	Schiher, Matthew	0 1/12-2/11/21	RVA INTERNET REIMBURSEMENT	75.00	99 E 600 358 221200 360	03/22/2021
169317	03/22/2021	Schiher, Matthew	0 10/12-11/11/20	RVA INTERNET REIMBURSEMENT	75.00	99 E 600 358 221200 360	03/22/2021
169317	03/22/2021	Schiher, Matthew	0 11/12-12/11/20	RVA INTERNET REIMBURSEMENT	75.00	99 E 600 358 221200 360	03/22/2021
169317	03/22/2021	Schiher, Matthew	0 12/12/20-1/11/21	RVA INTERNET REIMBURSEMENT	75.00	99 E 600 358 221200 360	03/22/2021
169317	03/22/2021	Schiher, Matthew	0 2/12-3/11/21	RVA INTERNET REIMBURSEMENT	75.00	99 E 600 358 221200 360	03/22/2021
169317	03/22/2021	Schiher, Matthew	0 9/12-10/11/20	RVA INTERNET REIMBURSEMENT	75.00	99 E 600 358 221200 360	03/22/2021
				Totals for Schiher, Matthew	450.00		
169318	03/22/2021	Schilling, Raymond	0 2/6-3/5/21	RVA INTERNET REIMBURSEMENT	59.99	99 E 600 358 221200 360	03/22/2021
				Totals for Schilling, Raymond	59.99		

CHECK #	CHECK DATE	VENDOR	PO INVOICE #	DESCRIPTION	CHECK AMOUNT	ACCOUNT	POST DATE
			NUMBER			NUMBER	
169319	03/22/2021	Schmidt, Greg	0 1/21-2/20/21	RVA INTERNET REIMBURSEMENT	74.99	99 E 600 358 221200 360	03/22/2021
169319	03/22/2021	Schmidt, Greg	0 10/21-11/20/20	RVA INTERNET REIMBURSEMENT	69.99	99 E 600 358 221200 360	03/22/2021
169319	03/22/2021	Schmidt, Greg	0 11/21-12/20/20	RVA INTERNET REIMBURSEMENT	69.99	99 E 600 358 221200 360	03/22/2021
169319	03/22/2021	Schmidt, Greg	0 12/21/20-1/20/21	RVA INTERNET REIMBURSEMENT	74.99	99 E 600 358 221200 360	03/22/2021
169319	03/22/2021	Schmidt, Greg	0 2/21-3/20/21	RVA INTERNET REIMBURSEMENT	74.99	99 E 600 358 221200 360	03/22/2021
169319	03/22/2021	Schmidt, Greg	0 9/21-10/20/20	RVA INTERNET REIMBURSEMENT	69.99	99 E 600 358 221200 360	03/22/2021
				Totals for Schmidt, Greg	434.94		
169320	03/22/2021	Schmidt, Patrick	0 2/15-3/14/21	RVA INTERNET REIMBURSEMENT	59.99	99 E 600 358 221200 360	03/22/2021
				Totals for Schmidt, Patrick	59.99		
169321	03/22/2021	Schultz, Pete	0 MARCH 2021	RVA INTERNET REIMBURSEMENT	75.00	99 E 600 358 221200 360	03/22/2021
				Totals for Schultz, Pete	75.00		
169322	03/22/2021	Schutt, Jesse	0 FEBRUARY 2021	RVA INTERNET REIMBURSEMENT	74.99	99 E 600 358 221200 360	03/22/2021
				Totals for Schutt, Jesse	74.99		
169323	03/22/2021	Schutts, Toni	0 2/18-3/17/21	RVA INTERNET REIMBURSEMENT	75.00	99 E 600 358 221200 360	03/22/2021
				Totals for Schutts, Toni	75.00		
169324	03/22/2021	Schwanz, Rebecca	0 MARCH 2021	RVA INTERNET REIMBURSEMENT	75.00	99 E 600 358 221200 360	03/22/2021
				Totals for Schwanz, Rebecca	75.00		
169325	03/22/2021	Scott, Martha	0 1/28-2/27/21	RVA INTERNET REIMBURSEMENT	35.00	99 E 600 358 221200 360	03/22/2021
				Totals for Scott, Martha	35.00		
169326	03/22/2021	Shebelske, Eric	0 2/15-3/14/21	RVA INTERNET REIMBURSEMENT	74.99	99 E 600 358 221200 360	03/22/2021
				Totals for Shebelske, Eric	74.99		
169327	03/22/2021	Simmons, Katie	0 1/22-2/21/21	RVA INTERNET REIMBURSEMENT	40.00	99 E 600 358 221200 360	03/22/2021
				Totals for Simmons, Katie	40.00		
169328	03/22/2021	Skofronick, Paul DR	0 2/6-3/5/21	RVA INTERNET REIMBURSEMENT	74.99	99 E 600 358 221200 360	03/22/2021
				Totals for Skofronick, Paul DR	74.99		
169329	03/22/2021	Slaugh, Scott	0 2/22-3/21/21	RVA INTERNET REIMBURSEMENT	60.95	99 E 600 358 221200 360	03/22/2021
				Totals for Slauch, Scott	60.95		
169330	03/22/2021	Staplekamp, Sarah	0 1/10-2/9/21	RVA INTERNET REIMBURSEMENT	64.99	99 E 600 358 221200 360	03/22/2021
				Totals for Staplekamp, Sarah	64.99		
169331	03/22/2021	Starr, Daniel	0 2/15-3/14/21	RVA INTERNET REIMBURSEMENT	74.99	99 E 600 358 221200 360	03/22/2021
				Totals for Starr, Daniel	74.99		
169332	03/22/2021	Steffen, Casey	0 1/25-2/24/21	RVA INTERNET REIMBURSEMENT	75.00	99 E 600 358 221200 360	03/22/2021
				Totals for Steffen, Casey	75.00		
169333	03/22/2021	Steinhauer, Jacqueline	0 1/20-2/19/21	RVA INTERNET REIMBURSEMENT	72.00	99 E 600 358 221200 360	03/22/2021
				Totals for Steinhauer, Jacqueline	72.00		
169334	03/22/2021	Stelzel, Eugene	0 1/25-2/9/21	RVA INTERNET REIMBURSEMENT-PRORATED FROM DATE OF ENROLLMENT	28.48	99 E 600 358 221200 360	03/22/2021
				Totals for Stelzel, Eugene	28.48		

CHECK #	CHECK DATE	VENDOR	PO INVOICE #	DESCRIPTION	CHECK AMOUNT	ACCOUNT	POST DATE
			NUMBER			NUMBER	
169335	03/22/2021	Stevenson, Sheila	0 1/15-2/14/21	RVA INTERNET REIMBURSEMENT	49.99	99 E 600 358 221200 360	03/22/2021
169335	03/22/2021	Stevenson, Sheila	0 10/15-11/14/20	RVA INTERNET REIMBURSEMENT	49.99	99 E 600 358 221200 360	03/22/2021
169335	03/22/2021	Stevenson, Sheila	0 11/15-12/14/20	RVA INTERNET REIMBURSEMENT	49.99	99 E 600 358 221200 360	03/22/2021
169335	03/22/2021	Stevenson, Sheila	0 12/15/20-1/14/21	RVA INTERNET REIMBURSEMENT	49.99	99 E 600 358 221200 360	03/22/2021
				Totals for Stevenson, Sheila	199.96		
169336	03/22/2021	Stoiber, Debra	0 2/15-3/14/21	RVA INTERNET REIMBURSEMENT	45.00	99 E 600 358 221200 360	03/22/2021
				Totals for Stoiber, Debra	45.00		
169337	03/22/2021	Stolp, Robert	0 1/24-2/23/21	RVA INTERNET REIMBURSEMENT	69.99	99 E 600 358 221200 360	03/22/2021
				Totals for Stolp, Robert	69.99		
169338	03/22/2021	Stoltenow, Jeff	0 2/18-3/17/21	RVA INTERNET REIMBURSEMENT	75.00	99 E 600 358 221200 360	03/22/2021
				Totals for Stoltenow, Jeff	75.00		
169339	03/22/2021	Street, Andrea	0 1/18-2/17/21	RVA INTERNET REIMBURSEMENT	49.99	99 E 600 358 221200 360	03/22/2021
169339	03/22/2021	Street, Andrea	0 10/18-11/17/20	RVA INTERNET REIMBURSEMENT	49.99	99 E 600 358 221200 360	03/22/2021
169339	03/22/2021	Street, Andrea	0 11/18-12/17/20	RVA INTERNET REIMBURSEMENT	49.99	99 E 600 358 221200 360	03/22/2021
169339	03/22/2021	Street, Andrea	0 12/18/20-1/17/21	RVA INTERNET REIMBURSEMENT	49.99	99 E 600 358 221200 360	03/22/2021
169339	03/22/2021	Street, Andrea	0 2/18-3/17/21	RVA INTERNET REIMBURSEMENT	49.99	99 E 600 358 221200 360	03/22/2021
169339	03/22/2021	Street, Andrea	0 9/18-10/17/20	RVA INTERNET REIMBURSEMENT	49.99	99 E 600 358 221200 360	03/22/2021
				Totals for Street, Andrea	299.94		
169340	03/22/2021	Sullivan, Nicole	0 2/17-3/16/21	RVA INTERNET REIMBURSEMENT	17.99	99 E 600 358 221200 360	03/22/2021
				Totals for Sullivan, Nicole	17.99		
169341	03/22/2021	Sveda-Schreiber, Christy	0 MARCH 2021	RVA INTERNET REIMBURSEMENT	74.95	99 E 600 358 221200 360	03/22/2021
				Totals for Sveda-Schreiber, Christy	74.95		
169342	03/22/2021	Symmank, Jayde	0 1/20-2/19/21	RVA INTERNET REIMBURSEMENT	64.99	99 E 600 358 221200 360	03/22/2021
				Totals for Symmank, Jayde	64.99		
169343	03/22/2021	Tainter, Andrew	0 2/20-3/19/21	RVA INTERNET REIMBURSEMENT	74.99	99 E 600 358 221200 360	03/22/2021
				Totals for Tainter, Andrew	74.99		
169344	03/22/2021	Thalaker, Brent	0 2/2-3/1/21	RVA INTERNET REIMBURSEMENT	54.99	99 E 600 358 221200 360	03/22/2021
				Totals for Thalaker, Brent	54.99		
169345	03/22/2021	Thompson, Christopher	0 11/11-12/10/20	RVA INTERNET REIMBURSEMENT	69.99	99 E 600 358 221200 360	03/22/2021
169345	03/22/2021	Thompson, Christopher	0 12/11/20-1/10/21	RVA INTERNET REIMBURSEMENT	74.99	99 E 600 358 221200 360	03/22/2021
				Totals for Thompson, Christopher	144.98		
169346	03/22/2021	Thompson, Kelly	0 1/11-2/10/21	RVA INTERNET REIMBURSEMENT	60.00	99 E 600 358 221200 360	03/22/2021
169346	03/22/2021	Thompson, Kelly	0 2/11-3/10/21	RVA INTERNET REIMBURSEMENT	60.00	99 E 600 358 221200 360	03/22/2021
				Totals for Thompson, Kelly	120.00		
169347	03/22/2021	Thums, Kelly	0 DECEMBER 2020	RVA INTERNET REIMBURSEMENT	50.00	99 E 600 358 221200 360	03/22/2021
169347	03/22/2021	Thums, Kelly	0 FEBRUARY 2021	RVA INTERNET REIMBURSEMENT	50.00	99 E 600 358 221200 360	03/22/2021
169347	03/22/2021	Thums, Kelly	0 JANUARY 2021	RVA INTERNET REIMBURSEMENT	50.00	99 E 600 358 221200 360	03/22/2021
169347	03/22/2021	Thums, Kelly	0 MARCH 2021	RVA INTERNET REIMBURSEMENT	50.00	99 E 600 358 221200 360	03/22/2021
				Totals for Thums, Kelly	200.00		

CHECK #	CHECK DATE	VENDOR	PO INVOICE #	DESCRIPTION	CHECK AMOUNT	ACCOUNT	POST DATE
			NUMBER			NUMBER	
169348	03/22/2021	Tihlarik, Anna	0 2/16-3/15/21	RVA INTERNET REIMBURSEMENT	50.00	99 E 600 358 221200 360	03/22/2021
				Totals for Tihlarik, Anna	50.00		
169349	03/22/2021	Tomkies, Gretchen	0 2/10-3/9/21	RVA INTERNET REIMBURSEMENT	49.99	99 E 600 358 221200 360	03/22/2021
				Totals for Tomkies, Gretchen	49.99		
169350	03/22/2021	Torp, Misty	0 1/10-2/9/21	RVA INTERNET REIMBURSEMENT	69.99	99 E 600 358 221200 360	03/22/2021
169350	03/22/2021	Torp, Misty	0 10/10-11/9/20	RVA INTERNET REIMBURSEMENT	49.99	99 E 600 358 221200 360	03/22/2021
169350	03/22/2021	Torp, Misty	0 11/10-12/9/20	RVA INTERNET REIMBURSEMENT	49.99	99 E 600 358 221200 360	03/22/2021
169350	03/22/2021	Torp, Misty	0 12/10/20-1/9/21	RVA INTERNET REIMBURSEMENT	69.99	99 E 600 358 221200 360	03/22/2021
169350	03/22/2021	Torp, Misty	0 2/10-3/9/21	RVA INTERNET REIMBURSEMENT	69.99	99 E 600 358 221200 360	03/22/2021
169350	03/22/2021	Torp, Misty	0 9/10-10/9/20	RVA INTERNET REIMBURSEMENT	49.99	99 E 600 358 221200 360	03/22/2021
				Totals for Torp, Misty	359.94		
169351	03/22/2021	Towne, Sara	0 2/13-3/12/21	RVA INTERNET REIMBURSEMENT	54.99	99 E 600 358 221200 360	03/22/2021
				Totals for Towne, Sara	54.99		
169352	03/22/2021	Townsend, Justin	0 FEBRUARY 2021	RVA INTERNET REIMBURSEMENT	50.00	99 E 600 358 221200 360	03/22/2021
				Totals for Townsend, Justin	50.00		
169353	03/22/2021	Trickle, Kevin	0 1/13-2/12/21	RVA INTERNET REIMBURSEMENT	50.00	99 E 600 358 221200 360	03/22/2021
				Totals for Trickle, Kevin	50.00		
169354	03/22/2021	Turner, Deanna	0 2/21-3/20/21	RVA INTERNET REIMBURSEMENT	74.99	99 E 600 358 221200 360	03/22/2021
				Totals for Turner, Deanna	74.99		
169355	03/22/2021	Turnley, Elizabeth	0 1/14-2/13/21	RVA INTERNET REIMBURSEMENT	64.99	99 E 600 358 221200 360	03/22/2021
169355	03/22/2021	Turnley, Elizabeth	0 2/14-3/14/21	RVA INTERNET REIMBURSEMENT	64.99	99 E 600 358 221200 360	03/22/2021
				Totals for Turnley, Elizabeth	129.98		
169356	03/22/2021	Uphill, Gina	0 1/24-2/23/21	RVA INTERNET REIMBURSEMENT	75.00	99 E 600 358 221200 360	03/22/2021
				Totals for Uphill, Gina	75.00		
169357	03/22/2021	Urban, Kurt	0 2/20-3/19/21	RVA INTERNET REIMBURSEMENT	74.99	99 E 600 358 221200 360	03/22/2021
				Totals for Urban, Kurt	74.99		
169358	03/22/2021	Van Laanen, Kathryn	0 2/18-3/17/21	RVA INTERNET REIMBURSEMENT	75.00	99 E 600 358 221200 360	03/22/2021
				Totals for Van Laanen, Kathryn	75.00		
169359	03/22/2021	Vanderpoole, Debra	0 1/3-2/2/21	RVA INTERNET REIMBURSEMENT	74.99	99 E 600 358 221200 360	03/22/2021
169359	03/22/2021	Vanderpoole, Debra	0 10/3-11/2/20	RVA INTERNET REIMBURSEMENT	69.99	99 E 600 358 221200 360	03/22/2021
169359	03/22/2021	Vanderpoole, Debra	0 11/3-12/2/20	RVA INTERNET REIMBURSEMENT	69.99	99 E 600 358 221200 360	03/22/2021
169359	03/22/2021	Vanderpoole, Debra	0 12/3/20-1/2/21	RVA INTERNET REIMBURSEMENT	74.99	99 E 600 358 221200 360	03/22/2021
169359	03/22/2021	Vanderpoole, Debra	0 2/3-3/2/21	RVA INTERNET REIMBURSEMENT	74.99	99 E 600 358 221200 360	03/22/2021
169359	03/22/2021	Vanderpoole, Debra	0 7/3-8/2/20	RVA INTERNET REIMBURSEMENT	69.99	99 E 600 358 221200 360	03/22/2021
169359	03/22/2021	Vanderpoole, Debra	0 8/3-9/2/20	RVA INTERNET REIMBURSEMENT	69.99	99 E 600 358 221200 360	03/22/2021
169359	03/22/2021	Vanderpoole, Debra	0 9/3-10/2/20	RVA INTERNET REIMBURSEMENT	69.99	99 E 600 358 221200 360	03/22/2021
				Totals for Vanderpoole, Debra	574.92		
169360	03/22/2021	VanNoord, Adam	0 2/8-3/7/21	RVA INTERNET REIMBURSEMENT	75.00	99 E 600 358 221200 360	03/22/2021
				Totals for VanNoord, Adam	75.00		

CHECK #	CHECK DATE	VENDOR	PO INVOICE #	DESCRIPTION	CHECK AMOUNT	ACCOUNT	POST DATE
			NUMBER			NUMBER	
169361	03/22/2021	Wagner, Sabrina	0 2/9-3/8/21	RVA INTERNET REIMBURSEMENT	39.99	99 E 600 358 221200 360	03/22/2021
				Totals for Wagner, Sabrina	39.99		
169362	03/22/2021	Wallace, Alan	0 DECEMBER 2020	RVA INTERNET REIMBURSEMENT	65.00	99 E 600 358 221200 360	03/22/2021
169362	03/22/2021	Wallace, Alan	0 NOVEMBER 2020	RVA INTERNET REIMBURSEMENT	65.00	99 E 600 358 221200 360	03/22/2021
169362	03/22/2021	Wallace, Alan	0 OCTOBER 2020	RVA INTERNET REIMBURSEMENT	65.00	99 E 600 358 221200 360	03/22/2021
169362	03/22/2021	Wallace, Alan	0 SEPTEMBER 2020	RVA INTERNET REIMBURSEMENT	65.00	99 E 600 358 221200 360	03/22/2021
				Totals for Wallace, Alan	260.00		
169363	03/22/2021	Walter, Mattie	0 1/18-2/17/21	RVA INTERNET REIMBURSEMENT	49.00	99 E 600 358 221200 360	03/22/2021
169363	03/22/2021	Walter, Mattie	0 2/18-3/20/21	RVA INTERNET REIMBURSEMENT	49.00	99 E 600 358 221200 360	03/22/2021
				Totals for Walter, Mattie	98.00		
169364	03/22/2021	Watkins, Avery	0 2/20-3/19/21	RVA INTERNET REIMBURSEMENT	74.99	99 E 600 358 221200 360	03/22/2021
				Totals for Watkins, Avery	74.99		
169365	03/22/2021	Wedemayer, Bonnie	0 1/12-2/11/21	RVA INTERNET REIMBURSEMENT	59.99	99 E 600 358 221200 360	03/22/2021
				Totals for Wedemayer, Bonnie	59.99		
169366	03/22/2021	Weich, Jessica	0 MARCH 2021	RVA INTERNET REIMBURSEMENT	64.99	99 E 600 358 221200 360	03/22/2021
				Totals for Weich, Jessica	64.99		
169367	03/22/2021	Wheeler, Elizabeth	0 FEBRUARY 2021	RVA INTERNET REIMBURSEMENT	75.00	99 E 600 358 221200 360	03/22/2021
169367	03/22/2021	Wheeler, Elizabeth	0 MARCH 2021	RVA INTERNET REIMBURSEMENT	75.00	99 E 600 358 221200 360	03/22/2021
				Totals for Wheeler, Elizabeth	150.00		
169368	03/22/2021	Whiting, Peter	0 1/20-2/19/21	RVA INTERNET REIMBURSEMENT	75.00	99 E 600 358 221200 360	03/22/2021
169368	03/22/2021	Whiting, Peter	0 12/20/20-1/19/21	RVA INTERNET REIMBURSEMENT	75.00	99 E 600 358 221200 360	03/22/2021
				Totals for Whiting, Peter	150.00		
169369	03/22/2021	Wilke, Nicole	0 2/9-3/8/21	RVA INTERNET REIMBURSEMENT	74.99	99 E 600 358 221200 360	03/22/2021
				Totals for Wilke, Nicole	74.99		
169370	03/22/2021	Williams, Stephen	0 1/11-2/10/21	RVA INTERNET REIMBURSEMENT	75.00	99 E 600 358 221200 360	03/22/2021
169370	03/22/2021	Williams, Stephen	0 12/11/20-1/10/21	RVA INTERNET REIMBURSEMENT	75.00	99 E 600 358 221200 360	03/22/2021
169370	03/22/2021	Williams, Stephen	0 2/11-3/10/21	RVA INTERNET REIMBURSEMENT	75.00	99 E 600 358 221200 360	03/22/2021
				Totals for Williams, Stephen	225.00		
169371	03/22/2021	Winchester, Patrick	0 2/16-3/15/21	RVA INTERNET REIMBURSEMENT	64.99	99 E 600 358 221200 360	03/22/2021
				Totals for Winchester, Patrick	64.99		
169372	03/22/2021	Winkel, Scott	0 2/22-3/21/21	RVA INTERNET REIMBURSEMENT	50.95	99 E 600 358 221200 360	03/22/2021
				Totals for Winkel, Scott	50.95		
169373	03/22/2021	Wolosek, Jeffery	0 FEBRUARY 2021	RVA INTERNET REIMBURSEMENT	75.00	99 E 600 358 221200 360	03/22/2021
				Totals for Wolosek, Jeffery	75.00		
169374	03/22/2021	Worrell, Karolyn	0 2/15-3/14/21	RVA INTERNET REIMBURSEMENT	59.95	99 E 600 358 221200 360	03/22/2021
				Totals for Worrell, Karolyn	59.95		
169375	03/22/2021	Yellow, Elizabeth	0 1/22-2/21/21	RVA INTERNET REIMBURSEMENT	74.99	99 E 600 358 221200 360	03/22/2021
169375	03/22/2021	Yellow, Elizabeth	0 2/22-3/21/21	RVA INTERNET REIMBURSEMENT	74.99	99 E 600 358 221200 360	03/22/2021
				Totals for Yellow, Elizabeth	149.98		



CHECK #	CHECK DATE	VENDOR	PO INVOICE #	DESCRIPTION	CHECK AMOUNT	ACCOUNT	POST DATE
			NUMBER			NUMBER	

Totals for checks 2,052,233.95

FUND SUMMARY

<u>FUND</u>	<u>DESCRIPTION</u>	<u>BALANCE SHEET</u>	<u>REVENUE</u>	<u>EXPENSE</u>	<u>TOTAL</u>
10	GENERAL FUND	1,365,016.17	628.00	210,163.24	1,575,807.41
21	GIFT FUND	0.00	0.00	2,326.81	2,326.81
27	SPECIAL EDUCATION FUND	134,318.21	0.00	11,667.56	145,985.77
50	FOOD SERVICE FUND	94,357.17	0.00	115.00	94,472.17
72	PRIVATE PURPOSE (SCHOLARSHIPS)	0.00	0.00	1,850.00	1,850.00
80	COMMUNITY SERVICE FUND	0.00	0.00	48,815.73	48,815.73
99	OTHER PKG/COOP PROGRAM FUNDS	77,091.11	0.00	105,884.95	182,976.06
***	Fund Summary Totals ***	1,670,782.66	628.00	380,823.29	2,052,233.95

\*\*\*\*\* End of report \*\*\*\*\*

**MEDFORD AREA PUBLIC SCHOOL DISTRICT**  
**Regular Board of Education Meeting**  
**March 22, 2021**

**PERSONNEL REPORT**

**Resignations/Retirement/Termination:**

Ryan Scanlan/ MAMS Grade 7 & 8 Social Studies Teacher/ effective 5/28/21  
Cheryl Wieting/ MAMS Student Services Secretary/ effective 8/31/21  
Dianne Jochimsen/ MASH Special Education Assistant/ effective 5/28/21  
Rose Olson/ MASH Food Service Cook/ effective 5/28/21  
Kathy Budzinski/ MASH English Teacher/ end of 2020-21 school year  
Linda Gelhaus/ MASH Math Intervention/ end of 2020-21 school year  
Heather Kozey/ MASH JV2 Volleyball Coach\*  
Tana Thomas/ MASH JV3 Volleyball Coach\*

**Recommendations:**

Megan Laher/ District Student Services Project Assistant  
Wage: \$27.38/per hour, 5 hours per week during school year,  
year round position in addition to 9-month COTA

Starla Dohrwardt/ MAES Special Education Assistant – long-term sub (partnered with SOAR)  
Wage: \$11.65/hour, no benefits, school days only, 7:45 a.m. – 2:45 p.m., effective 2/15/21

Brandon Marcis/ MAMS Pure Performance Youth Leadership Coach  
Salary: \$3,000.

Kathy Schumacher/ SES Pure Performance Youth Leadership Coach  
Salary: \$1,000.

Rachel Mildbrand/ MAES Pure Performance Youth Leadership Coach  
Salary: \$1,000.

Kristine Bunkelman/ MAES Pure Performance Youth Leadership Coach  
Salary: \$1,000.

Lynn Lindau/ MASH Pure Performance Youth Leadership Coach  
Salary: \$3,000.

Nicole Hanninen/ MASH Project Assistant  
Wage: \$12.50 per hour, as needed

Mindy Schwarz/ MASH Pure Performance (Raiders Committed) Staff Mentor  
Salary: \$1,000/per semester to \$4,000/year

**Recommendations continued:**

Judd Hraby/ MAMS Pure Performance (Raiders Committed) Staff Mentor  
Salary: \$1,000/per semester to \$4,000/year

Kelly Williams/ RVA eSports Assistant Coach  
Salary: \$1,500., year round

Jesse MacDonald/ RVA eSports Head Coach  
Salary: \$2,000., year round

Jeanette Gierl/ RVA Temp. Summer Help  
Wage: \$11.75/hour, no benefits, July-August

Tammy Parker/ RVA Temp. Summer Help  
Wage: \$11.75/hour, no benefits, June-August

Jennifer Buskerud/ RVA Temp. Summer Help  
Wage: \$11.75/hour, no benefits, July-August

Lynette Hamlet/ RVA Temp. Summer Help  
Wage: \$11.65/hour, no benefits, June-August

Casey Kopp/ RVA Student Council Advisor  
Salary: \$1,500. effective 2021-22 school year

Jacki Streveler/ RVA National Honor Society Advisor  
Salary: \$500. effective 2021-22 school year

Taryn Reardon/ RVA Student Council Assistant Advisor  
Salary: \$500. effective 2021-22 school year

Trevor Kent/ MASH Musical Pit Instrumental  
Salary: \$780.

Denice Poetzi/ MASH Girls JV Soccer Coach  
Salary: \$1,921.

Heather Kozey/ MASH JV Volleyball Coach  
Salary: \$2,079.

Tana Thomas/ MASH JV2 Volleyball Coach  
Salary: \$1,921.

Casey Anderson/ MASH JV3 Volleyball Coach  
Salary: \$1,637.

**Recommendations continued:**

Hailee Clausnitzer/ MASH JV2 Softball Coach  
Salary: \$1,621.

Andy Guden/ MASH Assistant Principal  
Salary: \$82,000 + Benefits, 210 contract days, effective July 2021

**Transfers:**

Jen Harris/ RVA Administrative Assistant to RVA Executive Administrative Assistant  
Angie Juedes/ RVA 11-month Elementary Secretary to RVA 11-month Enrollment Secretary

**Practicum Students / Student Teachers:**

Beth van der Berg/ School Psychologist Internship  
Tasha Mallak/ School Psychologist Internship  
Tate Hedtke/ School Psychologist Internship  
Hilary Thums/ Guidance Counselor Clinical Internship, part-time spring  
Cassie Rudolph/ Student Teaching/ MAES 3<sup>rd</sup> Quarter/ K-Megan Olson  
Cassie Rudolph/ Student Teaching/ MAES 4<sup>th</sup> Quarter/ 1<sup>st</sup>-Christina Laduron  
Elizabeth Wilson/ Practicum Student/ SES / Pat Olson & Kathy Schumacher  
Kaylen Schreiner/ Student Teaching/ MAES 3<sup>rd</sup> Quarter/ 3<sup>rd</sup> -Taylor Weissmiller  
Kaylen Schreiner/ Student Teaching/ MAMS 4<sup>th</sup> Quarter/ Carol Wieman  
Brittney Riemer/ Student Practicum Observation/ Katie Losiewicz, mid-March-May  
Katie Starrett/ OT Fieldwork Student/ Caroline Radlinger/ March 25-May 14  
Zach Kawa/ 10 Observation Hours/ MAES-Stacy Leonard

\* This release is contingent upon a suitable replacement being found, and/or upon acceptance of another coaching position.

**All recommendations for new hires are contingent upon receipt of satisfactory results of criminal background check, pre-employment drug test, TB tests questionnaire and pre-employment physical.**

Ryan Scanlan  
944 E Allman Street  
Medford WI, 54451  
262-909-4985  
ryanscanlan2007@gmail.com

February 12, 2021

Dear Mr. Leonard,

Please accept this letter as notice of my resignation from Medford Area Middle School as seventh and eighth grade social studies teacher and as middle school wrestling coach. My last day of employment will be the last contractual day of the school year currently planned to be May 28, 2021.

Thank you very much for the opportunity to work in the school district and giving me my first chance to have a classroom of my own. I feel that I have grown professionally and personally while working my hardest alongside the wonderful faculty and staff here at MAMS.

I will not forget my time here in Medford. Please let me know if there is anything I can do to help my replacement. I wish everyone the best of luck.

Respectfully,



Ryan Scanlan



2-15-21  
[Signature]

# MEDFORD AREA MIDDLE SCHOOL

509 E. Clark St Medford, WI 54451 Phone: (715)748-2516 Fax: (715) 748-1213

Al Leonard, Principal - leonaal@medford.k12.wi.us  
Justin Hraby, Assistant Principal - hrabyju@medford.k12.wi.us

---



February 16, 2021

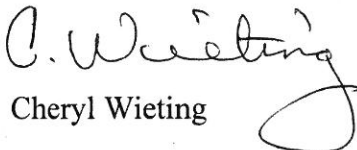
Dear Mr. Leonard:


I would like to take this opportunity to officially inform you that I am retiring from my position of Student Services Secretary at the Medford Area Middle School.

At this time, I have yet to determine an exact date, but I would like to complete the 2020/21 school year and work until mid-August.

I have truly enjoyed working with all my colleagues and the students for the past 25 years.

Sincerely,

  
Cheryl Wieting

  
Received  
2-16-21  
Paul

February 23, 2021

Pat Sullivan  
Medford Area School District  
124 West State Street  
Medford, WI 54451

Dear Pat,

This letter is to inform you I will be retiring the end of this school year. My last day will be May 28, 2021. I am looking forward to spending more time with my family and Grandson, and at the same time will miss my time working with our students.

I want to thank you for the opportunity to serve as a Paraprofessional at MASH for the past 3 years. I truly enjoyed working in the Special Education Department and enjoyed working closely with these children. I found the last 3 years challenging, and rewarding. I will always remember this special time in my career.

With Gratitude,



Dianne Jochimsen

Cc Dave Fleegel  
Joe Greget  
Jill Lybert  
Andy Guden  
Anne Fleegel



3-11-21

To whom it may concern,  
I Rose Olson am  
Putting in my notice to retire  
as of may 28, 2021.

It's been a pleasure  
working for the medford  
School District.

Thank you  
sincerely,

Rose Olson

Accepted: Pat Sullivan

3-12-21

305 2nd Lane  
Abbotsford, WI 54405  
(715) 223-4646  
[mkbudzinski@charter.net](mailto:mkbudzinski@charter.net)

Mr. Pat Sullivan, District Administrator  
Medford Area Public School District  
124 West State Street  
Medford, WI 54451  
March 11, 2021

Dear Mr. Sullivan,

The time has come for me to bid a fond farewell to the family that welcomed me here as an English teacher 16 years ago. Medford Area Senior High has truly become a second home to me, so trust me when I say the decision to "leave home" was not made lightly or in haste.

The time spent at MASH taught this teacher many lessons; among them that change is inevitable but not impossible, that perseverance leads to growth and confidence, and that if one ever needs assistance, there is always someone available and willing to help. MASH leaves no one behind. It encourages its members to continuously strive for greatness, something I truly admire and respect. This attitude should never be neglected and I don't expect it ever will be.

It has been an honor to represent this district, work with the stellar staff, and serve the fine students and families that reside here. Thank you for entrusting me with these young minds. Truly, they have taught me as much or more than I taught them. Although it is time for me to move on and retire from teaching, I know that the greatness that is established and expected here at MASH will persevere. Thank you for choosing me and allowing me the privilege to be a small part of it all.

Sincerely,



Kathleen Budzinski

Accepted:  
Pat Sullivan

3-15-2021

March 20, 2021

Medford Area Public School District  
124 W State  
Medford WI 54451

Dear Patrick Sullivan, Jill Lybert and Medford School Board,

I am writing to announce my resignation from Medford Area Public School District, effective May 29, 2021. Please accept this letter as my formal notification that I am resigning from my position as Math Interventionist with Medford Senior High.

Thank you so much for the opportunity to work as a math teacher for twenty plus years. I especially enjoyed and appreciate the past year and a half working as the Math Interventionist.

I wish the Medford School District continued success and hope to stay in touch in the future.

Sincerely,

Linda J. Gelhaus



Becky Goodrich <goodrbe@medford.k12.wi.us>

---

## JV2 Volleyball Resignation

1 message

---

Heather Kozey <kozeyhe@medford.k12.wi.us>

Tue, Mar 9, 2021 at 2:11 PM

To: Becky Goodrich <goodrbe@medford.k12.wi.us>, Andy Guden <gudenan@medford.k12.wi.us>

Good afternoon,

This is my email to resign from the JV2 volleyball coaching position.

Thank you



Becky Goodrich <goodrbe@medford.k12.wi.us>

---

## JV3 Volleyball Resignation

1 message

---

**Tana Thomas** <thomata@medford.k12.wi.us>

Tue, Mar 9, 2021 at 2:16 PM

To: Andy Guden <gudenan@medford.k12.wi.us>, Becky Goodrich <goodrbe@medford.k12.wi.us>

Good afternoon,

This is my email stating my intent to resign from the JV3 volleyball coaching position.

Thanks,  
Tana





---

## © RURAL VIRTUAL ACADEMY

624 College St. Room 104 • Medford, WI 54451-1771  
Telephone: 1-888-801-2666 • Fax: (715) 748-1211

### **66.0301 Affiliated Member Agreement: Shared Virtual Learning Services Between Rural Virtual Academy (RVA) and Wittenberg-Birnamwood School District 2021 - 2022**

Pursuant to Wisconsin Statutes 66.0301, 120.25 and Department of Public Instruction Chapter PI-14.02, the Rural Virtual Academy (RVA) and Wittenberg-Birnamwood School District agree to form a consortium to provide year round virtual learning services to Pre-Kindergarten through Grade 12 students residing in the Wittenberg-Birnamwood School District for the term of one school year.

#### **Program Description [PI-14.02(b)]:**

Upon approval of this agreement, the Rural Virtual Academy will be allowed to enroll pupils from families seeking virtual learning educational options from the Wittenberg-Birnamwood School District and provide them instructional services in accordance with this contract and RVA's operating policies and procedures.

The RVA will provide the District's designated contact with copies of each student enrollee's academic achievement reports and assessment data.

Students acquiring enough credits for graduation will be granted a diploma from the Wittenberg-Birnamwood School District meeting all necessary graduation requirements of the Wittenberg-Birnamwood School District. The Wittenberg-Birnamwood School District agrees that any additional local graduation requirements not provided by the RVA educational programming will be communicated to the students by Wittenberg-Birnamwood School District personnel in a timely manner as to not delay the graduation of a student on track to meet all graduation requirements.

The Wittenberg-Birnamwood School District retains determination and all associated special education and/or related services should they be needed for RVA students. The RVA will not over-cost for special education services as they will remain under the direct control of the Wittenberg-Birnamwood School District. If an IEP team is created for student of Wittenberg-Birnamwood School District attending the RVA, then the RVA requests to have a teacher represented on such team.

The Wittenberg-Birnamwood School District agrees to provide to its RVA parents the option of receiving in-district intervention programming and progress monitoring

services to children who are referred for a specific learning disability.

The Wittenberg-Birnamwood School District agrees to coordinate, schedule, and proctor all required State assessments.

The Wittenberg-Birnamwood School District agrees to allow its resident RVA students access to regular school programming including but not limited to: academic classes, elective courses, activities, clubs, extra- curriculars, co-curriculars, athletics, etc.

The RVA will provide access to digital learning curriculum and ongoing professional development for blended learning use in classrooms with the Wittenberg-Birnamwood School District.

**Fiscal Agent [PI-14.02(c)1,2,3 (e)]:**

The RVA, under the authorization and fiscal oversight of the Medford Area Public School District, will be the fiscal agent. RVA instructors will operate in accordance of Wisconsin statute and follow the RVA's operational policies, salary schedule, take part in staff development, and be supervised by RVA administration. The RVA will account for all employment responsibilities (teacher retirement, worker's compensation, and unemployment insurance).

As fiscal agent, the RVA will establish and maintain records in accordance with the uniform accounting system prescribed by the Department of Public Instruction under §115.28(13); file all required financial reports with the Department of Public Instruction; and, upon request of the Department, file a copy of the contract and the plan of operation with the Department.



**Budget Reconciliation [PI-14.02(d)(f)(h)]:**

**Virtual School Access Fee**

The Wittenberg-Birnamwood School District will be assessed an annual “Virtual School Access Fee” based upon the number of different students enrolled in the RVA over the course of the year. This amount of this fee is not prorated by the number of days of enrollment. This amount is fixed and billed at the end of year reconciliation. Fees are based upon the following table:

<b>RVA Affiliated Virtual School Access Fee</b>	
<b>Based on Per Students Enrolled</b>	
0	\$1,500
1-4	\$3,000
5-9	\$4,500
10-14	\$6,000
15-19	\$7,500
20-24	\$9,000
25-29	\$10,500
30-34	\$12,000
35-39	\$13,500
40+	\$15,000

The Wittenberg-Birnamwood School District will be assessed at an agreed per pupil amount (tuition). For state aid purposes, pupil membership will be counted by the Wittenberg-Birnamwood School District. The tuition amount will be prorated to the number of days of enrollment by each participating student. Tuition is determined to be the annual public school open enrollment dollar amount determined by the Department of Public Instruction on an annual basis **less \$1,500 per pupil**. Different open enrollment dollar amounts exist for both regular and special education students. This amount is variable and billed at the end of year reconciliation.

The Wittenberg-Birnamwood School District will be assessed a full **credit of \$5,000 per teacher** per section for shared instructional staff instructing RVA daily live instruction classes. Full and prorated credits will be based upon the following table:

<b>RVA Affiliated Shared Instructional Staff Credit</b>		
<b>Based on Per Teacher Per RVA Students Enrolled</b>		
<b>Teacher</b>	<b>RVA Students</b>	<b>Credit</b>
1	0-4	No Section
1	5-9	\$2,500
1	10-35	\$5,000

The Wittenberg-Birnamwood School District of may be eligible for a “Learning Center Credit.” To be eligible, an affiliate member district must have an established “learning center” accessible by all full-time RVA students from within the affiliate member district staffed by at least 1 person. The credit will be based off the total number of different full-time students enrolled in the RVA from the affiliate member district at the end of the year.

The Wittenberg-Birnamwood School District will be assessed credit for staff supporting RVA full-time students, as well as those students accessing digital courses through RVA’s District Connect, in local learning centers. Full and prorated credits will be based upon the following table:

<b>RVA Affiliated &amp; Invested Learning Center Credit</b>								
<b>Based on Per Support Staff FTE Per RVA Total Different Students Enrolled</b>								
<b>Support Staff FTE</b>				<b>RVA Students</b>	<b>Prorated Credit</b>			
0.25	0.5	0.75	1	0	\$0	\$0	\$0	\$0
0.25	0.5	0.75	1	1-10	\$1,250	\$2,500	\$3,750	\$5,000
0.25	0.5	0.75	1	11-20	\$1,875	\$3,750	\$5,625	\$7,500
0.25	0.5	0.75	1	21-35	\$2,500	\$5,000	\$7,500	\$10,000
0.25	0.5	0.75	1	36+	\$3,750	\$7,500	\$11,250	\$15,000

**District Connect Access Fee:**

Digital Content, Support, & Professional Development Access (optional)

**Check whether or not the Wittenberg-Birnamwood School District will choose this option:**

YES       NO

The Wittenberg-Birnamwood School District will be assessed an annual “District Connect Fee” based upon the number of student course enrollments provided by the RVA over the course of the year. This amount is fixed and billed at the end of year reconciliation. Fees are based upon the following table:

<b>RVA Affiliate District Connect Fee</b>	
<b>Based on Total Student Course Enrollments</b>	
0	\$750
10-99	\$1,500
100-249	\$2,000
250-499	\$2,500
500-999	\$3,500
1000+	\$5,000
X (no Access)	\$0.00

The Wittenberg-Birnamwood School District will be provided access to all the courses available through the Wisconsin eSchool Network (Wisconsin Digital Learning Collaborative) and other curricular contracts held by the RVA. Professional development and ongoing technical support and training will be provided to the Wittenberg-Birnamwood School District staff by the RVA.

The Wittenberg-Birnamwood School District will be charged all associated costs for content of digital courses in the same amount the RVA is charged for acquiring those courses from the Wisconsin eSchool Network and other curriculum vendors under contract with the RVA. This amount is fixed at the rate per courses which are “licensed,” “owned,” or “digital access” by the Wisconsin eSchool Network, or other curriculum vendors under contract with the RVA, and billed at the end of year reconciliation.

The Wittenberg-Birnamwood School District will be charged a per course/ student/ semester “instructional fee” for any classes taken by Wittenberg-Birnamwood School District students, in RVA teacher directed courses. This cost is variable depending upon type of instructional support needed. This amount is fixed and billed at the end of year reconciliation and is in addition to the cost for course content.

The RVA will prepare a preliminary budget for the virtual learning services with actual and final reconciliation prior to June 30, 2021. In this way, the proration of costs will be made on a basis which is fair and equitable to each participant.

Program Contacts: Charles Heckel, RVA Administrator, Medford Area Public School District, will be the responsible contact person. The designated contact for the Wittenberg-Birnamwood School District will be GABRIEL REGONSKI.

**Agreement & Approval Renewal [PI-14.02(i)]:**

This agreement will be reviewed and may be renewed annually.

**Signed:**

**RVA; School District of Medford**

**Wittenberg-Birnamwood School District**

Charles J Heckel  
Charlie Heckel, RVA Administrator

Charles Heckel  
President, Board of Education

\_\_\_\_\_  
President, Board of Education

Annunzio  
Clerk, Board of Education

\_\_\_\_\_  
Clerk, Board of Education

Date: \_\_\_\_\_

Date: February 15, 2021



---

© **RURAL VIRTUAL ACADEMY**

624 College St. Room 104 • Medford, WI 54451-1771  
Telephone: 1-888-801-2666 • Fax: (715) 748-1211

**66.0301 Affiliated Member Agreement: Shared Virtual Learning Services Between  
Rural Virtual Academy (RVA) and River Valley School District  
2021 - 2022**

Pursuant to Wisconsin Statutes 66.0301, 120.25 and Department of Public Instruction Chapter PI-14.02, the Rural Virtual Academy (RVA) and River Valley School District agree to form a consortium to provide year round virtual learning services to Pre-Kindergarten through Grade 12 students residing in the River Valley School District for the term of one school year.

**Program Description [PI-14.02(b)]:**

Upon approval of this agreement, the Rural Virtual Academy will be allowed to enroll pupils from families seeking virtual learning educational options from the River Valley School District and provide them instructional services in accordance with this contract and RVA's operating policies and procedures.

The RVA will provide the District's designated contact with copies of each student enrollee's academic achievement reports and assessment data.

Students acquiring enough credits for graduation will be granted a diploma from the River Valley School District meeting all necessary graduation requirements of the River Valley School District. The River Valley School District agrees that any additional local graduation requirements not provided by the RVA educational programming will be communicated to the students by River Valley School District personnel in a timely manner as to not delay the graduation of a student on track to meet all graduation requirements.

The River Valley School District retains determination and all associated special education and/or related services should they be needed for RVA students. The RVA will not over-cost for special education services as they will remain under the direct control of the River Valley School District. If an IEP team is created for student of River Valley School District attending the RVA, then the RVA requests to have a teacher represented on such team.

The River Valley School District agrees to provide to its RVA parents the option of receiving in-district intervention programming and progress monitoring services to

children who are referred for a specific learning disability.

The River Valley School District agrees to coordinate, schedule, and proctor all required State assessments.

The River Valley School District agrees to allow its resident RVA students access to regular school programming including but not limited to: academic classes, elective courses, activities, clubs, extra- curriculars, co-curriculars, athletics, etc.

The RVA will provide access to digital learning curriculum and ongoing professional development for blended learning use in classrooms with the River Valley School District.

**Fiscal Agent [PI-14.02(c)1,2,3 (e)]:**

The RVA, under the authorization and fiscal oversight of the Medford Area Public School District, will be the fiscal agent. RVA instructors will operate in accordance of Wisconsin statute and follow the RVA's operational policies, salary schedule, take part in staff development, and be supervised by RVA administration. The RVA will account for all employment responsibilities (teacher retirement, worker's compensation, and unemployment insurance).

As fiscal agent, the RVA will establish and maintain records in accordance with the uniform accounting system prescribed by the Department of Public Instruction under §115.28(13); file all required financial reports with the Department of Public Instruction; and, upon request of the Department, file a copy of the contract and the plan of operation with the Department.

**Budget Reconciliation [PI-14.02(d)(f)(h)]:**

**Virtual School Access Fee**

The River Valley School District will be assessed an annual “Virtual School Access Fee” based upon the number of different students enrolled in the RVA over the course of the year. This amount of this fee is not prorated by the number of days of enrollment. This amount is fixed and billed at the end of year reconciliation. Fees are based upon the following table:

<b>RVA Affiliated Virtual School Access Fee</b>	
<b>Based on Per Students Enrolled</b>	
0	\$1,500
1-4	\$3,000
5-9	\$4,500
10-14	\$6,000
15-19	\$7,500
20-24	\$9,000
25-29	\$10,500
30-34	\$12,000
35-39	\$13,500
40+	\$15,000

The River Valley School District will be assessed at an agreed per pupil amount (tuition). For state aid purposes, pupil membership will be counted by the River Valley School District. The tuition amount will be prorated to the number of days of enrollment by each participating student. Tuition is determined to be the annual public school open enrollment dollar amount determined by the Department of Public Instruction on an annual basis **less \$2,250 per pupil**. Different open enrollment dollar amounts exist for both regular and special education students. This amount is variable and billed at the end of year reconciliation.

The River Valley School District will be assessed a full **credit of \$5,000 per teacher** per section for shared instructional staff instructing RVA daily live instruction classes. Full and prorated credits will be based upon the following table:

<b>RVA Affiliated Shared Instructional Staff Credit</b>		
<b>Based on Per Teacher Per RVA Students Enrolled</b>		
<b>Teacher</b>	<b>RVA Students</b>	<b>Credit</b>
1	0-4	No Section
1	5-9	\$2,500
1	10-35	\$5,000

The River Valley School District of may be eligible for a "Learning Center Credit." To be eligible, an affiliate member district must have an established "learning center" accessible by all full-time RVA students from within the affiliate member district staffed by at least 1 person. The credit will be based off the total number of different full-time students enrolled in the RVA from the affiliate member district at the end of the year.

The River Valley School District will be assessed credit for staff supporting RVA full-time students, as well as those students accessing digital courses through RVA's District Connect, in local learning centers. Full and prorated credits will be based upon the following table:

<b>RVA Affiliated &amp; Invested Learning Center Credit</b>								
<b>Based on Per Support Staff FTE Per RVA Total Different Students Enrolled</b>								
<b>Support Staff FTE</b>				<b>RVA Students</b>	<b>Prorated Credit</b>			
0.25	0.5	0.75	1	0	\$0	\$0	\$0	\$0
0.25	0.5	0.75	1	1-10	\$1,250	\$2,500	\$3,750	\$5,000
0.25	0.5	0.75	1	11-20	\$1,875	\$3,750	\$5,625	\$7,500
0.25	0.5	0.75	1	21-35	\$2,500	\$5,000	\$7,500	\$10,000
0.25	0.5	0.75	1	36+	\$3,750	\$7,500	\$11,250	\$15,000



**District Connect Access Fee:**

Digital Content, Support, & Professional Development Access (optional)

**Check whether or not the River Valley School District will choose this option:**

YES

NO

The River Valley School District will be assessed an annual "District Connect Fee" based upon the number of student course enrollments provided by the RVA over the course of the year. This amount is fixed and billed at the end of year reconciliation. Fees are based upon the following table:

<b>RVA Affiliate District Connect Fee</b>	
<b>Based on Total Student Course Enrollments</b>	
0	\$750
10-99	\$1,500
100-249	\$2,000
250-499	\$2,500
500-999	\$3,500
1000+	\$5,000
X (no Access)	\$0.00

The River Valley School District will be provided access to all the courses available through the Wisconsin eSchool Network (Wisconsin Digital Learning Collaborative) and other curricular contracts held by the RVA. Professional development and ongoing technical support and training will be provided to the River Valley School District staff by the RVA.

The River Valley School District will be charged all associated costs for content of digital courses in the same amount the RVA is charged for acquiring those courses from the Wisconsin eSchool Network and other curriculum vendors under contract with the RVA. This amount is fixed at the rate per courses which are "licensed," "owned," or "digital access" by the Wisconsin eSchool Network, or other curriculum vendors under contract with the RVA, and billed at the end of year reconciliation.

The River Valley School District will be charged a per course/ student/ semester "instructional fee" for any classes taken by River Valley School District students, in RVA teacher directed courses. This cost is variable depending upon type of instructional support needed. This amount is fixed and billed at the end of year reconciliation and is in addition to the cost for course content.

The RVA will prepare a preliminary budget for the virtual learning services with actual and final reconciliation prior to June 30, 2021. In this way, the proration of costs will be

made on a basis which is fair and equitable to each participant.

Program Contacts: Charles Heckel, RVA Administrator, Medford Area Public School District, will be the responsible contact person. The designated contact for the River Valley School District will be LOREN GLASBRENNER, DISTRICT ADMINISTRATOR


**Agreement & Approval Renewal [PI-14.02(i)]:**


This agreement will be reviewed and may be renewed annually.

**Signed:**


**RVA; School District of Medford**

**River Valley School District**

  
Charlie Heckel, RVA Administrator

  
President, Board of Education

\_\_\_\_\_  
President, Board of Education

  
Clerk, Board of Education

\_\_\_\_\_  
Clerk, Board of Education

Date: \_\_\_\_\_

Date: 03-11-2021

## 6.10 Retirement Benefits & Recognition

### Hired before July 1, 2020

Eligibility - To be eligible for this benefit & recognition, the teacher must:

- 1) Retire effective at the conclusion of the school year (June 30).
- 2) Attain the age of fifty-five (55) by the end of the contract year (June 30) in which he/she intends to retire and have a minimum of 15 years of service in the District.
- 3) Notify the district in writing by March 20 or another date if mutually agreed upon by the teacher and the District of his/her intention to retire at the end of the school year.
- 4) Complete the school year immediately preceding the date of retirement.

Health Insurance - Upon retirement, the retired teacher will be eligible to be included in the district's current health insurance program subject to the rules, regulations and eligibility requirements of the insurance carrier. However, the retired teacher is not required to remain covered by the district's health insurance program to be eligible for the benefit described below. The retiree may choose to delay the receipt of the benefit described below; however, delay of the benefit will not affect the amount provided to the retiree.

**Effective July 1, 2026: The duration of coverage on the District's health insurance program for those retiring on or after July 1, 2026, is based upon COBRA continuation coverage election and COBRA-specified coverage period. The retiree and/or eligible family members may choose to continue coverage on the District's health insurance plan, provided they pay 100% of the COBRA premiums. Note that retirees may only remain on the District's health insurance plan for the duration of COBRA.**

Post-Employment Premium Only HRA: Upon retirement, the Board shall pay into a Premium Only Retiree Health Reimbursement Arrangement (HRA) a one-time lump sum amount as outlined below upon retirement. These funds are available to the retired teacher, their spouse, qualifying dependents, and surviving spouse and/or surviving qualifying dependent until the funds are exhausted. The benefit is prorated for in-between years and there will be an additional \$1,000 per year for 30+ years:

Years of Service	Benefit
15	\$39,160 + \$60.00 (per day of sick leave)
20	\$41,160 + \$60.00 (per day of sick leave)
25	\$43,160 + \$60.00 (per day of sick leave)
30	\$48,160 + \$60.00 (per day of sick leave)
30+	\$1,000 per year

### Hired on/after 7/1/2020

Eligibility - To be eligible for this benefit & recognition, the teacher must:

- 1) Retire effective at the conclusion of the school year (June 30).
- 2) Attain the age of fifty-five (55) by the end of the contract year (June 30) in which he/she intends to retire and have a minimum of 15 years of service in the District.
- 3) Notify the district in writing by March 20 or another date if mutually agreed upon by the teacher and the District of his/her intention to retire at the end of the school year.
- 4) Complete the school year immediately preceding the date of retirement.

- 5) **During active years of employment**, the District will fund \$750 per year of service into a Premium Only Retiree Health Reimbursement (HRA) with the first \$750 contribution occurring upon completion of the 2020-2021 fiscal year. Subsequent contributions will occur upon the completion of each year of service. To retain the account balance within the HRA, Teachers must meet the eligibility requirements as outlined above. If these eligibility requirements are not met by the time the Teacher separates from service, the full HRA balance will forfeit back to Medford Public Schools and will not be available for use by the employee.

The benefit shall be available to reimburse 100% of the applicable premium to remain on the District's health insurance program or an outside health insurance plan until the benefit is exhausted.\* If both spouses are teachers employed by the Medford Area Public School District, each spouse may be eligible for the Premium Only HRA based upon the eligibility as noted above . Should any retiree receiving benefits under this section die before exhausting the benefit, the surviving spouse shall continue to receive the benefit until the benefit has been exhausted or until the death of the surviving spouse, whichever occurs first.

Insurance Provision – For teachers who do not qualify for the above referenced benefit and for teachers who have exhausted their retirement benefits as described above, upon retirement, teachers **may continue in the Health Insurance Plan**, offered by the District to active employees, subject to the rules of the insurance carrier, providing they pay 100% of the District's health insurance premium to remain on the plan.\*

**\*Effective July 1, 2026: The duration of coverage on the District's health insurance program** for those retiring on or after July 1, 2026, is based upon COBRA continuation coverage election and the COBRA-specified coverage period. The retiree and/or eligible family members may choose to continue coverage on the District's health insurance plan, provided they pay 100% of the COBRA premiums. Note that retirees may only remain on the District's health insurance plan for the duration of COBRA.

Eligible employees shall be required to contribute to the Wisconsin Retirement System the full employee-required contribution, as per the Employee Trust Funds Board. The District shall contribute the employer-required contribution.

Unused personal leave pursuant to Section 7.3 of this handbook shall be paid out at a rate of \$60.00 per day upon retirement.

**Unused sick leave will be paid into the Health Reimbursement Arrangement (HRA) at a rate of \$60.00 per day up to 108 days upon retirement.**

## 6.10 Retirement Benefits & Recognition

### Hired before July 1, 2020

Eligibility - To be eligible for this benefit & recognition, we are only considering your primary position. The support staff must:

- 1) Work a minimum of nine (9) months per school year.
- 2) Attain the age of fifty-five (55) by the end of the contract year (June 30) in which he/she intends to retire and have a minimum of 15 years of service in the District.
- 3) Notify the district in writing by March 20 or another date if mutually agreed upon by the support staff and the District of his/her intention to retire at the end of the school year.
- 4) Complete the school year immediately preceding the date of retirement.

Any support staff position that requires a degree, i.e. COTA, Sign Language Interpreter, shall receive the same retirement benefit as a professional staff member.

Health Insurance - Upon retirement, the retired support staff will be eligible to be included in the district's current health insurance program subject to the rules, regulations, and eligibility requirements of the insurance carrier. However, the retired support staff is not required to remain covered by the district's health insurance program to be eligible for benefit described below. The retiree may choose to delay the receipt of the benefit described below; however, delay of the benefit will not affect the amount provided to the retiree.

#### Effective July 1, 2026:

**The duration of coverage on the District's health insurance program for those retiring on or after July 1, 2026, is based upon COBRA continuation coverage election and COBRA-specified coverage period. The retiree and/or eligible family members may choose to continue coverage on the District's health insurance plan, provided they pay 100% of the COBRA premiums. Note that retirees may only remain on the District's health insurance plan for the duration of COBRA.**

Post-Employment Premium Only HRA: - Upon retirement, the Board shall pay into a Premium Only Retiree Health Reimbursement Arrangement (HRA) a one-time lump sum amount as outlined below upon retirement. These funds are available to the retired teacher, their spouse, qualifying dependents, and surviving spouse and/or surviving qualifying dependent until the funds are exhausted. The benefit is prorated for in-between years and there will be an additional \$600 per year for 30+ years:

Years of Service	Benefit for 12-month employee
15	\$17,000 + \$60.00 (per day of sick leave)
20	\$18,000 + \$60.00 (per day of sick leave)
25	\$19,000 + \$60.00 (per day of sick leave)
30	\$21,000 + \$60.00 (per day of sick leave)
30+	\$600 per year

Years of Service	Benefit for 11-month employee
15	\$15,589 + \$60.00 (per day of sick leave)
20	\$16,506 + \$60.00 (per day of sick leave)
25	\$17,423 + \$60.00 (per day of sick leave)

30	\$19,257 + \$60.00 (per day of sick leave)
30+	\$400 per year
Years of Service	Benefit for 9-month employee
15	\$12,750 + \$60.00 (per day of sick leave)
20	\$13,500 + \$60.00 (per day of sick leave)
25	\$14,250 + \$60.00 (per day of sick leave)
30	\$15,750 + \$60.00 (per day of sick leave)
30+	\$300 per year

Part-time employees will be eligible for this retirement benefit at a prorated amount.

### **Hired on/after 7/1/2020**

Eligibility - To be eligible for this benefit & recognition, we are only considering your primary position. The support staff must:

- 1) Work a minimum of nine (9) months per school year.
- 2) Attain the age of fifty-five (55) by the end of the contract year (June 30) in which he/she intends to retire and have a minimum of 15 years of service.
- 3) Notify the district in writing by March 20 or another date if mutually agreed upon by the support staff and the District of his/her intention to retire at the end of the school year.
- 4) Complete the school year immediately preceding the date of retirement.
- 5) During active years of employment, the District will fund \$375 per year of service, beginning with the 2020-21 fiscal year, into an irrevocable trust.

The benefit shall be available to reimburse 100% of the applicable premium to remain on the District's health insurance program or an outside health insurance plan until the benefit is exhausted.\* If both spouses are support staff employed by the Medford Area Public School District, each spouse may be eligible for the Premium Only HRA based upon the eligibility as noted above . Should any retiree receiving benefits under this section die before exhausting the benefit, the surviving spouse shall continue to receive the benefit until the benefit has been exhausted or until the death of the surviving spouse, whichever occurs first.

Insurance Provision – For support staff who do not qualify for the above referenced benefit and for support staff who have exhausted their retirement benefits as described above, upon retirement, support staff may continue in the Health Insurance Plan, offered by the District to active employees, subject to the rules of the insurance carrier, providing they pay their own premium.\*

**\*Effective July 1, 2026:**

**The duration of coverage on the District's health insurance program for those retiring on or after July 1, 2026, is based upon COBRA continuation coverage election and the COBRA-specified coverage period. The retiree and/or eligible family members may choose to continue coverage on the District's health insurance plan, provided they pay 100% of the COBRA premiums. Note that retirees may only remain on the District's health insurance plan for the duration of COBRA.**

Eligible employees shall be required to contribute to the Wisconsin Retirement System the full employee-required contribution, as per the Employee Trust Funds Board. The District shall contribute the employer-required contribution.

Unused personal leave pursuant to Section 7.6 of this handbook shall be paid out at a rate of \$60.00 per day upon retirement.

Unused sick leave will be paid into the Health Reimbursement Arrangement (HRA) at a rate of \$60.00 per day up to 96 days upon retirement.

MAES									
HS	EC	PK M/W	PK T/Th	K	1	2	3	4	Total
	12	14	14	19	19	17	17	21	
		13	16	21	20	19	20	18	
		15	15	20	21	17	20	21	
				20	19	17	18	21	
				20	19	17	21	20	
<b>0</b>	<b>12</b>	<b>42</b>	<b>45</b>	<b>100</b>	<b>98</b>	<b>87</b>	<b>96</b>	<b>101</b>	<b>581</b>

SES									
HS	EC	PK M/W	PK T/Th	K	1	2	3	4	Total
	1	16	16	20	16	21	23	18	
				19	14	19		18	
	<b>1</b>	<b>16</b>	<b>16</b>	<b>39</b>	<b>30</b>	<b>40</b>	<b>23</b>	<b>36</b>	<b>200</b>

MAES & SES Totals									
HS	EC	PK M/W	PK T/Th	K	1	2	3	4	Total
0	13	58	61	139	128	127	119	137	<b>781</b>

MASH							
9	10	11	12	ALT	MADA	SOAR	Total
190	172	160	117	17	5	11	<b>672</b>

RVA														
PK	K	1	2	3	4	5	6	7	8	9	10	11	12	Total
43	73	93	108	85	117	122	128	118	143	120	135	112	92	<b>1489</b>

Holy Rosary / Immanuel												
	EC	PK	K	1	2	3	4	5	6	7	8	Total
HR	18	18	17	15	8	8	8	9	3			<b>104</b>
Imm	7	6	10	7	4	6	3	7	2	1	1	<b>54</b>

**January  
2021**

**Medford Public School  
District Enrollment Total  
3580**

MAMS					
5	6	7	8	Total	
25	23	155	160		
22	23				
22	23				
23	24				
23	23				
23	24				
22	23				
<b>160</b>	<b>163</b>	<b>155</b>	<b>160</b>		<b>638</b>



				2021-22			
Fd T Loc Obj Func	Prj	Fd T Loc Obj Func	Prj	CENTRAL AD			
231000				BOARD OF EDUCATION			
10 E 800 310	231000 000	BOARD OF EDUCATION/PERSONAL SERVICES/		30,000.00			
<u>Bdgt Year</u>	<u>Bdgt Type</u>	<u>Budget Detail Description</u>			<u>Amount</u>		
2021-2022	CENTRAL AD	ANNUAL AUDIT			25,000.00		
2021-2022	CENTRAL AD	BOARD CONFERENCE REGISTRATION			5,000.00		
10 E 800 342	231000 000	BOARD OF EDUCATION/EMPLOYEE TRAVEL/		5,000.00			
<u>Bdgt Year</u>	<u>Bdgt Type</u>	<u>Budget Detail Description</u>			<u>Amount</u>		
2021-2022	CENTRAL AD	BOARD OF ED TRAVEL			5,000.00		
10 E 800 351	231000 000	BOARD OF EDUCATION/ADVERTISING/		5,000.00			
<u>Bdgt Year</u>	<u>Bdgt Type</u>	<u>Budget Detail Description</u>			<u>Amount</u>		
2021-2022	CENTRAL AD	ADVERTISING, NEWSLETTER, AND EMPLOYEE OF THE MONTH			5,000.00		
10 E --- 3--	231000 ---			40,000.00			
10 E 800 411	231000 000	BOARD OF EDUCATION/GENERAL SUPPLIES/		4,000.00			
<u>Bdgt Year</u>	<u>Bdgt Type</u>	<u>Budget Detail Description</u>			<u>Amount</u>		
2021-2022	CENTRAL AD	AWARDS, DEDICATIONS, FLORAL ARRANGEMENTS, GREETING CARDS, MEALS, AND OTHER SUPPLIES			4,000.00		
10 E --- 4--	231000 ---			4,000.00			
10 E 800 940	231000 000	BOARD OF EDUCATION/DUES AND FEES/		8,500.00			
<u>Bdgt Year</u>	<u>Bdgt Type</u>	<u>Budget Detail Description</u>			<u>Amount</u>		
2021-2022	CENTRAL AD	WASB MEMBERSHIP & OTHER DUES			8,500.00		
10 E --- 9--	231000 ---			8,500.00			
10 E 800 310	231500 000	BOARD OF EDUCATION - LEGAL/PERSONAL SERV		11,500.00			
<u>Bdgt Year</u>	<u>Bdgt Type</u>	<u>Budget Detail Description</u>			<u>Amount</u>		
2021-2022	CENTRAL AD	LEGAL SERVICES FOR THE DISTRICT			11,500.00		
10 E --- 3--	231500 ---			11,500.00			
10 E --- ---	231--- ---			64,000.00			
232000				CENTRAL ADMINISTRATION			
10 E 800 310	232000 000	CENTRAL ADMINISTRATION/PERSONAL SERVICES		1,000.00			
<u>Bdgt Year</u>	<u>Bdgt Type</u>	<u>Budget Detail Description</u>			<u>Amount</u>		
2021-2022	CENTRAL AD	GREAT LAKES WEATHER SERVICE & CONFERENCE FEES/SUB SKILLS TRAINING COURSE			1,000.00		
10 E 800 342	232000 000	CENTRAL ADMINISTRATION/EMPLOYEE TRAVEL/		700.00			
<u>Bdgt Year</u>	<u>Bdgt Type</u>	<u>Budget Detail Description</u>			<u>Amount</u>		
2021-2022	CENTRAL AD	TRAVEL FOR CENTRAL OFFICE STAFF			700.00		
10 E 800 355	232000 000	CENTRAL ADMINISTRATION/TELEPHONE/		420.00			
<u>Bdgt Year</u>	<u>Bdgt Type</u>	<u>Budget Detail Description</u>			<u>Amount</u>		
2021-2022	CENTRAL AD	CELL PHONE REIMBURSEMENT			420.00		
10 E --- 3--	232000 ---			2,120.00			
10 E 800 411	232000 000	CENTRAL ADMINISTRATION/GENERAL SUPPLIES/		2,500.00			
<u>Bdgt Year</u>	<u>Bdgt Type</u>	<u>Budget Detail Description</u>			<u>Amount</u>		
2021-2022	CENTRAL AD	SUPPLIES FOR THE DISTRICT OFFICE			2,500.00		
10 E --- 4--	232000 ---			2,500.00			
10 E 800 940	232000 000	CENTRAL ADMINISTRATION/DUES AND FEES/		2,030.00			
<u>Bdgt Year</u>	<u>Bdgt Type</u>	<u>Budget Detail Description</u>			<u>Amount</u>		
2021-2022	CENTRAL AD	ASSN MEMBERSHIPS FOR CENTRAL OFFICE STAFF			2,030.00		
10 E --- 9--	232000 ---			2,030.00			
10 E --- ---	232--- ---			6,650.00			

								2021-22				
Fd	T	Loc	Obj	Func	Prj	Fd	T	Loc	Obj	Func	Prj	CENTRAL AD
Grand Expense Totals												70,650.00

Number of Accounts: 11

\*\*\*\*\* End of report \*\*\*\*\*

Fd	T	Loc	Obj	Func	Prj	Obj	2018-19 ACTUAL	2019-20 ACTUAL	2019-20 EXPENDED	2020-21 BUDGET	2020-21 EXPENDED	2021-22 BUDGET
231000 BOARD OF EDUCATION												
10	E	800	310	231000	000	PERSONAL SERVICES	32,732.00	44,340.79	35,628.50	30,000.00	27,532.54	0.00
10	E	800	342	231000	000	EMPLOYEE TRAVEL	5,313.53	4,037.91	4,037.91	5,000.00	0.00	0.00
10	E	800	351	231000	000	ADVERTISING	4,142.08	2,071.04	2,071.04	5,000.00	2,736.04	0.00
10	E	---	3--	231000	---	*PURCHASED SERVICES	42,187.61	50,449.74	41,737.45	40,000.00	30,268.58	0.00
10	E	800	411	231000	000	GENERAL SUPPLIES	8,721.08	6,511.90	3,180.49	4,000.00	2,165.81	0.00
10	E	---	4--	231000	---	*NON-CAPITAL OBJECTS	8,721.08	6,511.90	3,180.49	4,000.00	2,165.81	0.00
10	E	800	537	231000	000	BUILDING RENTAL	380.00	0.00	0.00	0.00	0.00	0.00
10	E	---	5--	231000	---	*CAPITAL OBJECTS	380.00	0.00	0.00	0.00	0.00	0.00
10	E	800	940	231000	000	DUES AND FEES	6,291.00	15,435.00	8,718.00	8,500.00	315.00	0.00
10	E	---	9--	231000	---	*OTHER EXPENDITURES	6,291.00	15,435.00	8,718.00	8,500.00	315.00	0.00
10	E	800	310	231500	000	PERSONAL SERVICES	6,232.14	19,525.15	9,234.65	11,500.00	8,677.00	0.00
10	E	---	3--	231500	---	*PURCHASED SERVICES	6,232.14	19,525.15	9,234.65	11,500.00	8,677.00	0.00
10	E	---	---	231---	---	*BOARD OF EDUCATION	63,811.83	91,921.79	62,870.59	64,000.00	41,426.39	0.00
232000 CENTRAL ADMINISTRATION												
10	E	800	310	232000	000	PERSONAL SERVICES	664.45	1,326.00	1,731.00	1,000.00	606.05	0.00
10	E	800	342	232000	000	EMPLOYEE TRAVEL	222.08	512.58	512.58	700.00	87.70	0.00
10	E	800	355	232000	000	TELEPHONE	420.00	420.00	420.00	420.00	420.00	0.00
10	E	---	3--	232000	---	*PURCHASED SERVICES	1,306.53	2,258.58	2,663.58	2,120.00	1,113.75	0.00
10	E	800	411	232000	000	GENERAL SUPPLIES	2,865.79	3,191.88	2,803.01	2,500.00	1,300.07	0.00
10	E	800	440	232000	000	NON-CAPITAL EQUIPMENT	1,548.00	242.00	242.00	0.00	0.00	0.00
10	E	800	490	232000	000	OTHER NON-CAPITAL OBJECTS	69.95	0.00	0.00	0.00	0.00	0.00
10	E	---	4--	232000	---	*NON-CAPITAL OBJECTS	4,483.74	3,433.88	3,045.01	2,500.00	1,300.07	0.00
10	E	800	940	232000	000	DUES AND FEES	1,570.00	2,853.90	2,853.90	2,030.00	2,290.00	0.00
10	E	---	9--	232000	---	*OTHER EXPENDITURES	1,570.00	2,853.90	2,853.90	2,030.00	2,290.00	0.00
10	E	---	---	232---	---	*CENTRAL ADMINISTRATION	7,360.27	8,546.36	8,562.49	6,650.00	4,703.82	0.00
Grand Expense Totals							71,172.10	100,468.15	71,433.08	70,650.00	46,130.21	0.00

Fd	T	Loc	Obj	Func	Prj	Obj	2018-19	2019-20	2019-20	2020-21	2020-21	2021-22
							ACTUAL	ACTUAL	EXPENDED	BUDGET	EXPENDED	BUDGET

Number of Accounts: 14

\*\*\*\*\* End of report \*\*\*\*\*

				2021-22		
Fd T Loc Obj Func	Prj	Fd T Loc Obj Func	Prj	CNTRL SRVC		
260000		CENTRAL SERVICES				
300		PURCHASED SERVICES				
10 E 800 310 260000 000		CENTRAL SERVICES/PERSONAL SERVICES/			15,000.00	
<u>Bdgt Year</u>	<u>Bdgt Type</u>	<u>Budget Detail Description</u>			<u>Amount</u>	
2021-2022	CNTRL SRVC	EXPLOYEE EXAMS			6,500.00	
2021-2022	CNTRL SRVC	DRUG TESTING			4,700.00	
2021-2022	CNTRL SRVC	BACKGROUND CHECKS			3,800.00	
10 E 800 351 260000 000		CENTRAL SERVICES/ADVERTISING/			12,000.00	
<u>Bdgt Year</u>	<u>Bdgt Type</u>	<u>Budget Detail Description</u>			<u>Amount</u>	
2021-2022	CNTRL SRVC	ADVERTISING			12,000.00	
10 E 800 353 260000 000		CENTRAL SERVICES/POSTAGE/			25,600.00	
<u>Bdgt Year</u>	<u>Bdgt Type</u>	<u>Budget Detail Description</u>			<u>Amount</u>	
2021-2022	CNTRL SRVC	POSTAGE			25,600.00	
10 E 800 355 260000 000		CENTRAL SERVICES/TELEPHONE/			59,200.00	
<u>Bdgt Year</u>	<u>Bdgt Type</u>	<u>Budget Detail Description</u>			<u>Amount</u>	
2021-2022	CNTRL SRVC	TELEPHONE SERVICES			59,200.00	
10 E --- 3-- 260000 ---					111,800.00	
400		NON-CAPITAL OBJECTS				
10 E 800 411 260000 000		CENTRAL SERVICES/GENERAL SUPPLIES/			2,000.00	
<u>Bdgt Year</u>	<u>Bdgt Type</u>	<u>Budget Detail Description</u>			<u>Amount</u>	
2021-2022	CNTRL SRVC	SUPPLIES FOR CENTRAL OFFICE			2,000.00	
10 E 800 417 260000 000		CENTRAL SERVICES/PAPER/			27,000.00	
<u>Bdgt Year</u>	<u>Bdgt Type</u>	<u>Budget Detail Description</u>			<u>Amount</u>	
2021-2022	CNTRL SRVC	PAPER			27,000.00	
10 E --- 4-- 260000 ---					29,000.00	
10 E --- --- 260--- ---					140,800.00	
<hr/> Grand Expense Totals					140,800.00	

Number of Accounts: 6

\*\*\*\*\* End of report \*\*\*\*\*

Fd	T	Loc	Obj	Func	Prj	Obj	2018-19 ACTUAL	2019-20 ACTUAL	2019-20 EXPENDED	2020-21 BUDGET	2020-21 EXPENDED	2021-22 BUDGET
260000						CENTRAL SERVICES						
300						PURCHASED SERVICES						
10	E	800	310	260000	000	PERSONAL SERVICES	11,263.15	11,701.82	10,098.92	15,000.00	5,955.20	0.00
10	E	800	320	260000	000	PROPERTY SERVICE	8,407.53	0.00	0.00	0.00	0.00	0.00
10	E	800	324	260000	000	NON-TECH REPAIRS & MAINTENAN	0.00	2,000.00	2,000.00	0.00	0.00	0.00
10	E	800	326	260000	000	SITE RENTAL	5,800.00	0.00	0.00	0.00	0.00	0.00
10	E	800	351	260000	000	ADVERTISING	13,944.68	12,118.07	7,956.57	12,000.00	8,901.93	0.00
10	E	100	353	260000	900	POSTAGE	0.00	0.00	0.00	0.00	43.40	0.00
10	E	800	353	260000	000	POSTAGE	24,266.85	26,222.14	16,273.21	25,600.00	19,224.44	0.00
10	E	800	355	260000	000	TELEPHONE	61,580.01	47,644.49	35,534.13	59,200.00	20,090.62	0.00
10	E	800	358	260000	000	ON-LINE COMMUNICATIONS	28,773.07	3,921.87	1,500.00	0.00	0.00	0.00
10	E	800	360	260000	000	TECHNOLOGY & SOFTWARE SERVIC	0.00	11,279.59	11,279.59	0.00	700.00	0.00
10	E	800	386	260000	000	PAYMENT TO CESA	7,282.50	0.00	0.00	0.00	0.00	0.00
10	E	---	3--	260000	---	*PURCHASED SERVICES	161,317.79	114,887.98	84,642.42	111,800.00	54,915.59	0.00
400						NON-CAPITAL OBJECTS						
10	E	800	411	260000	000	GENERAL SUPPLIES	2,664.21	1,933.31	1,451.91	2,000.00	1,239.54	0.00
10	E	800	417	260000	000	PAPER	26,163.49	25,835.50	25,835.50	27,000.00	4,457.36	0.00
10	E	800	420	260000	000	APPAREL	0.00	82.52	82.52	0.00	0.00	0.00
10	E	800	433	260000	000	NEWSPAPERS	40.00	0.00	0.00	0.00	0.00	0.00
10	E	---	4--	260000	---	*NON-CAPITAL OBJECTS	28,867.70	27,851.33	27,369.93	29,000.00	5,696.90	0.00
900						OTHER EXPENDITURES						
10	E	800	940	260000	000	DUES AND FEES	0.00	150.00	118.00	0.00	263.50	0.00
10	E	---	9--	260000	---	*OTHER EXPENDITURES	0.00	150.00	118.00	0.00	263.50	0.00
10	E	---	---	260---	---	*CENTRAL SERVICES	190,185.49	142,889.31	112,130.35	140,800.00	60,875.99	0.00
Grand Expense Totals							190,185.49	142,889.31	112,130.35	140,800.00	60,875.99	0.00

Number of Accounts: 16

\*\*\*\*\* End of report \*\*\*\*\*

						2021-22	
Fd	T	Loc	Obj	Func	Prj	FAC ACQ	
10	E	100	327	255100	000	CONSTRUCTION/CONSTRUCTION SERVICES/	15,000.00
						<u>Bdgt Year</u>	<u>Amount</u>
						2021-2022	15,000.00
						<u>Bdgt Type</u>	
						FAC ACQ	
						<u>Budget Detail Description</u>	
						Entrance Construction	
10	E	100	3--	255100			15,000.00
10	E	100	327	255300	000	REMODELING/CONSTRUCTION SERVICES/	5,600.00
						<u>Bdgt Year</u>	<u>Amount</u>
						2021-2022	5,600.00
						<u>Bdgt Type</u>	
						FAC ACQ	
						<u>Budget Detail Description</u>	
						New LED light fixtures	
10	E	100	3--	255300			5,600.00
10	E	100	---	-----			20,600.00
10	E	101	327	255300	000	REMODELING/CONSTRUCTION SERVICES/	4,900.00
						<u>Bdgt Year</u>	<u>Amount</u>
						2021-2022	4,900.00
						<u>Bdgt Type</u>	
						FAC ACQ	
						<u>Budget Detail Description</u>	
						New LED light fixtures	
10	E	101	3--	255300			4,900.00
10	E	101	563	255300	000	REMODELING/EQUIP - F/A REPLACEMENT/	25,000.00
						<u>Bdgt Year</u>	<u>Amount</u>
						2021-2022	25,000.00
						<u>Bdgt Type</u>	
						FAC ACQ	
						<u>Budget Detail Description</u>	
						Replace electrical feed transformer/meter	
10	E	101	5--	255300			25,000.00
10	E	101	---	-----			29,900.00
10	E	200	327	255300	000	REMODELING/CONSTRUCTION SERVICES/	7,300.00
						<u>Bdgt Year</u>	<u>Amount</u>
						2021-2022	7,300.00
						<u>Bdgt Type</u>	
						FAC ACQ	
						<u>Budget Detail Description</u>	
						New LED light fixtures	
10	E	200	3--	255300			7,300.00
10	E	200	---	-----			7,300.00
10	E	400	328	255400	000	RENTAL IN LIEU OF PURCHASE/BUILDING RENT	2,200.00
						<u>Bdgt Year</u>	<u>Amount</u>
						2021-2022	1,400.00
						<u>Bdgt Type</u>	
						FAC ACQ	
						<u>Budget Detail Description</u>	
						Simek Center - Graduation Ceremony	
						2021-2022	800.00
						<u>Bdgt Type</u>	
						FAC ACQ	
						<u>Budget Detail Description</u>	
						Prom	
10	E	400	328	255400	960	RENTAL IN LIEU OF PURCHASE/BUILDING RENT	15,000.00
						<u>Bdgt Year</u>	<u>Amount</u>
						2021-2022	15,000.00
						<u>Bdgt Type</u>	
						FAC ACQ	
						<u>Budget Detail Description</u>	
						Simek Center - Girls Hockey	
10	E	400	328	255400	961	RENTAL IN LIEU OF PURCHASE/BUILDING RENT	15,000.00
						<u>Bdgt Year</u>	<u>Amount</u>
						2021-2022	15,000.00
						<u>Bdgt Type</u>	
						FAC ACQ	
						<u>Budget Detail Description</u>	
						Simek Center - Boys Hockey	
10	E	400	328	255400	962	RENTAL IN LIEU OF PURCHASE/BUILDING RENT	5,000.00
						<u>Bdgt Year</u>	<u>Amount</u>
						2021-2022	5,000.00
						<u>Bdgt Type</u>	
						FAC ACQ	
						<u>Budget Detail Description</u>	
						Rainbow Gymnastics - Practice and Meets	
10	E	400	328	255400	963	RENTAL IN LIEU OF PURCHASE/BUILDING RENT	1,000.00
						<u>Bdgt Year</u>	<u>Amount</u>
						2021-2022	1,000.00
						<u>Bdgt Type</u>	
						FAC ACQ	
						<u>Budget Detail Description</u>	
						Whittlesey Baseball Field - Practice and Games	
10	E	400	3--	255400			38,200.00
10	E	400	---	-----			38,200.00
10	E	800	328	255000	000	FACILITY ACQUISITION/REMODELNG/BUILDING	7,200.00
						<u>Bdgt Year</u>	<u>Amount</u>
						2021-2022	7,200.00
						<u>Bdgt Type</u>	
						FAC ACQ	
						<u>Budget Detail Description</u>	
						New District Office LED light fixtures	
10	E	800	3--	255000			7,200.00
10	E	800	328	255400	000	RENTAL IN LIEU OF PURCHASE/BUILDING RENT	5,000.00

										2021-22			
Fd	T	Loc	Obj	Func	Prj	Fd	T	Loc	Obj	Func	Prj	FAC ACQ	Amount
10	E	800	328	255400	000	(continued)							
10	E	800	328	255400	000	(continued)							
2021-2022													5,000.00
Simek Center - District wide time for use during school days.													
10	E	800	3--	255400									5,000.00
10	E	800	---	-----									12,200.00
Grand Expense Totals												108,200.00	

Number of Accounts: 12

\*\*\*\*\* End of report \*\*\*\*\*



**Medford Area Elementary School  
2021 - 2022 Budget Request Summary  
Facilities Acquisition/Remodeling - 255000**

**255100 Construction**

<b>327</b>	<b>Construction</b>	
	Entrance Construction	\$ 15,000.00
	<b>Total</b>	<u><u>\$ 15,000.00</u></u>

**Total Construction Budget** \$ 15,000.00

**255300 Remodeling**

<b>327</b>	<b>Construction</b>	
	New LED light fixtures	\$ 5,600.00
	<b>Total</b>	<u><u>\$ 5,600.00</u></u>

**Total Remodeling Budget** \$ 5,600.00

**Total Facilities Acquisition/Remodeling Budget** 

<b>\$ 20,600.00</b>
---------------------

**Stetsonville Elementary School  
2021 - 2022 Budget Request Summary  
Facilities Acquisition/Remodeling - 255000**

**255300 Remodeling**

**327 Construction**

New LED light fixtures

\$ 4,900.00

**Total**

\$ 4,900.00

**563 Equipment Replacement**

Replace electrical feed transformer/meter

\$ 25,000.00

**Total**

\$ 25,000.00

**Total Remodeling Budget**

\$ 29,900.00

**Total Facilities Acquisition/Remodeling Budget**

**\$ 29,900.00**

**Medford Area Middle School  
2021 - 2022 Budget Request Summary  
Facilities Acquisition/Remodeling - 255000**

**255300 Remodeling**

<b>327</b>	<b>Construction</b>	
	New LED light fixtures	\$ 7,300.00
	<b>Total</b>	<u><u>\$ 7,300.00</u></u>

**Total Remodeling Budget** \$ 7,300.00

**Total Facilities Acquisition/Remodeling Budget** 

<b>\$ 7,300.00</b>
--------------------

**Medford Area Senior High  
2021 - 2022 Budget Request Summary  
Facilities Acquisition/Remodeling - 255000**

**255400 Rental in Lieu of Purchase**

<b>328 Building Rental</b>	
Simek Center - Graduation Ceremony	\$ 1,400.00
Prom	\$ 800.00
Simek Center - Girls Hockey	\$ 15,000.00
Simek Center - Boys Hockey	\$ 15,000.00
Rainbow Gymnastics - Practice & Meets	\$ 5,000.00
Whittlesey Baseball Field - Practice & Games	\$ 1,000.00
<b>Total</b>	<b><u>\$ 38,200.00</u></b>

**Total Rental in Lieu of Purchase Budget** **\$ 38,200.00**

**Total Facilities Acquisition/Remodeling Budget** **\$ 38,200.00**

**Medford Area School District Office & School Forest  
2021 - 2022 Budget Request Summary  
Facilities Acquisition/Remodeling - 255000**

**255300 Remodeling**

**327 Construction Services**

New District Office LED light fixtures

\$ 7,200.00

**Total**

\$ 7,200.00

**Total Remodeling Budget**

\$ 7,200.00

**255400 Rental in Lieu of Purchase**

**328 Building Rental**

Simek Center - District Wide time for use during school days

\$ 5,000.00

**Total**

\$ 5,000.00

**Total Rental in Lieu of Purchase Budget**

\$ 5,000.00

**Total Facilities Acquisition/Remodeling Budget**

\$ 12,200.00

**Medford Area Public School District  
2021 - 2022 Budget Request Summary  
Facilities Acquisition/Remodeling - 255000**

<b>Total DO Facilities Acq/Remodeling Budget</b>	<b>\$ 12,200.00</b>
<b>Total MAES Facilities Acq/Remodeling Budget</b>	<b>\$ 20,600.00</b>
<b>Total SES Facilities Acq/Remodeling Budget</b>	<b>\$ 29,900.00</b>
<b>Total MAMS Facilities Acq/Remodeling Budget</b>	<b>\$ 7,300.00</b>
<b>Total MASH Facilities Acq/Remodeling Budget</b>	<b><u>\$ 38,200.00</u></b>

**Total District Facilities Acq/Remodeling Budget \$ 108,200.00**

Fd	T	Loc	Obj	Func	Prj	Obj	2018-19	2019-20	2019-20	2020-21	2020-21	2021-22
							ACTUAL	ACTUAL	EXPENDED	BUDGET	EXPENDED	BUDGET
10	E	100	521	255200	000	SITE COMPONENTS/REMODELING	0.00	14,000.00	0.00	0.00	15,968.34	0.00
10	E	100	5--	255200		*CAPITAL OBJECTS	0.00	14,000.00	0.00	0.00	15,968.34	0.00
10	E	100	---	-----		*MEDFORD AREA ELEMENTARY SCH	0.00	14,000.00	0.00	0.00	15,968.34	0.00
10	E	400	327	255000	000	CONSTRUCTION SERVICES	1,176.31	0.00	0.00	26,300.00	26,300.00	0.00
10	E	400	3--	255000		*PURCHASED SERVICES	1,176.31	0.00	0.00	26,300.00	26,300.00	0.00
10	E	400	940	255000	000	DUES AND FEES	0.00	228.00	0.00	0.00	0.00	0.00
10	E	400	9--	255000		*OTHER EXPENDITURES	0.00	228.00	0.00	0.00	0.00	0.00
10	E	400	328	255400	000	BUILDING RENTAL	0.00	1,400.00	1,400.00	8,200.00	0.00	0.00
10	E	400	328	255400	960	BUILDING RENTAL	0.00	11,400.00	11,400.00	11,400.00	15,000.00	0.00
10	E	400	328	255400	961	BUILDING RENTAL	0.00	11,400.00	11,400.00	11,400.00	15,000.00	0.00
10	E	400	3--	255400		*PURCHASED SERVICES	0.00	24,200.00	24,200.00	31,000.00	30,000.00	0.00
10	E	400	---	-----		*MEDFORD AREA SENIOR HIGH	1,176.31	24,428.00	24,200.00	57,300.00	56,300.00	0.00
10	E	800	310	255000	000	PERSONAL SERVICES	0.00	21,400.00	0.00	0.00	0.00	0.00
10	E	800	320	255000	000	PROPERTY SERVICE	2,082.04	0.00	0.00	0.00	0.00	0.00
10	E	800	327	255000	000	CONSTRUCTION SERVICES	0.00	5,646.00	19,851.02	100,000.00	88,364.00	0.00
10	E	800	328	255000	000	BUILDING RENTAL	3,000.00	0.00	0.00	0.00	0.00	0.00
10	E	800	3--	255000		*PURCHASED SERVICES	5,082.04	27,046.00	19,851.02	100,000.00	88,364.00	0.00
10	E	800	511	255000	000	SITE PURCHASE/ADDITION	32,811.84	0.00	0.00	0.00	0.00	0.00
10	E	800	5--	255000		*CAPITAL OBJECTS	32,811.84	0.00	0.00	0.00	0.00	0.00
10	E	800	940	255000	000	DUES AND FEES	315.00	114.90	114.90	0.00	0.00	0.00
10	E	800	9--	255000		*OTHER EXPENDITURES	315.00	114.90	114.90	0.00	0.00	0.00
10	E	800	328	255400	000	BUILDING RENTAL	0.00	5,800.00	5,800.00	5,000.00	0.00	0.00
10	E	800	3--	255400		*PURCHASED SERVICES	0.00	5,800.00	5,800.00	5,000.00	0.00	0.00
10	E	800	---	-----		*DISTRICT WIDE	38,208.88	32,960.90	25,765.92	105,000.00	88,364.00	0.00
Grand Expense Totals							39,385.19	71,388.90	49,965.92	162,300.00	160,632.34	0.00

Number of Accounts: 13

							2021-22
Fd	T	Loc	Obj	Func	Prj	Fd T Loc Obj Func Prj	FISCAL
300 PURCHASED SERVICES							
10	E	800	310	252000	000	FISCAL/PERSONAL SERVICES/	9,150.00
						<u>Bdgt Year</u> <u>Bdgt Type</u> <u>Budget Detail Description</u> <u>Amount</u>	
						2021-2022 FISCAL BAIRD BUDGET MODEL	3,750.00
						2021-2022 FISCAL CONFERENCE FEES	1,200.00
						2021-2022 FISCAL TRAINING	1,700.00
						2021-2022 FISCAL SKYWARD TRAINING - EXTRA SERVICES	2,500.00
10	E	---	31-	252000	---		9,150.00
10	E	800	342	252000	000	FISCAL/EMPLOYEE TRAVEL/	1,800.00
						<u>Bdgt Year</u> <u>Bdgt Type</u> <u>Budget Detail Description</u> <u>Amount</u>	
						2021-2022 FISCAL TRAVEL & HOTEL EXPENSE	1,800.00
10	E	---	34-	252000	---		1,800.00
10	E	800	355	252000	000	FISCAL/TELEPHONE/	420.00
						<u>Bdgt Year</u> <u>Bdgt Type</u> <u>Budget Detail Description</u> <u>Amount</u>	
						2021-2022 FISCAL CELL PHONE REIMBURSEMENT	420.00
10	E	---	35-	252000	---		420.00
10	E	---	3--	252000	---		11,370.00
400 NON-CAPITAL OBJECTS							
10	E	800	411	252000	000	FISCAL/GENERAL SUPPLIES/	1,000.00
						<u>Bdgt Year</u> <u>Bdgt Type</u> <u>Budget Detail Description</u> <u>Amount</u>	
						2021-2022 FISCAL SUPPLIES NEEDED FOR FISCAL OFFICE	1,000.00
10	E	---	41-	252000	---		1,000.00
10	E	---	4--	252000	---		1,000.00
900 OTHER EXPENDITURES							
10	E	800	940	252000	000	FISCAL/DUES AND FEES/	7,630.00
						<u>Bdgt Year</u> <u>Bdgt Type</u> <u>Budget Detail Description</u> <u>Amount</u>	
						2021-2022 FISCAL WASBO DUES FOR DIRECTOR OF BUSINESS	1,130.00
						2021-2022 FISCAL CREDIT CARD USAGE FEES, FLEX SPENDING & ABBY BANK CHARGES FOR PAYROLL SERVICES	6,500.00
10	E	---	94-	252000	---		7,630.00
10	E	---	9--	252000	---		7,630.00
Grand Expense Totals							20,000.00

Number of Accounts: 5

\*\*\*\*\* End of report \*\*\*\*\*



Fd T Loc Obj Func		Prj	Fd T Loc Obj Func		Prj	2018-19	2019-20	2019-20	2020-21	2020-21	2021-22	
						ACTUAL	ACTUAL	EXPENDED	BUDGET	EXPENDED	BUDGET	
252000		FISCAL										
300		PURCHASED SERVICES										
10	E	800	310	252000	000	FISCAL/PERSONAL SERVICES/	650.00	11,395.00	11,780.00	9,150.00	5,575.00	0.00
10	E	800	342	252000	000	FISCAL/EMPLOYEE TRAVEL/	569.17	1,100.74	1,100.74	1,800.00	0.00	0.00
10	E	800	355	252000	000	FISCAL/TELEPHONE/	0.00	420.00	420.00	0.00	420.00	0.00
10	E	800	360	252000	000	FISCAL/TECHNOLOGY & SOFTWARE	0.00	46,956.00	46,956.00	0.00	0.00	0.00
10	E	---	3--	252000	---		1,219.17	59,871.74	60,256.74	10,950.00	5,995.00	0.00
400		NON-CAPITAL OBJECTS										
10	E	800	411	252000	000	FISCAL/GENERAL SUPPLIES/	1,072.35	2,015.58	1,974.60	1,000.00	935.03	0.00
10	E	800	440	252000	000	FISCAL/NON-CAPITAL EQUIPMENT	0.00	2,092.28	2,092.28	0.00	0.00	0.00
10	E	800	480	252000	000	FISCAL/NON-CAPITAL TECHNOLOG	49,904.00	0.00	0.00	0.00	0.00	0.00
10	E	---	4--	252000	---		50,976.35	4,107.86	4,066.88	1,000.00	935.03	0.00
900		OTHER EXPENDITURES										
10	E	800	940	252000	000	FISCAL/DUES AND FEES/	8,092.20	7,157.08	5,154.23	8,050.00	2,948.02	0.00
10	E	---	9--	252000	---		8,092.20	7,157.08	5,154.23	8,050.00	2,948.02	0.00
10	E	---	---	252---	---		60,287.72	71,136.68	69,477.85	20,000.00	9,878.05	0.00
Grand Expense Totals						60,287.72	71,136.68	69,477.85	20,000.00	9,878.05	0.00	

Number of Accounts: 8

\*\*\*\*\* End of report \*\*\*\*\*

2020-21

Fd T Loc Obj Func Prj Fd T Loc Obj Func Prj MAINTENANC

100 MEDFORD AREA ELEMENTARY SCH

10 E 100 324 254200 000 SITE REPAIRS/NON-TECH REPAIRS & MAINTENA 76,700.00

Bdgt Year	Bdgt Type	Budget Detail Description	Amount
2020-2021	MAINTENANC	ANNUAL MAINTENANCE ASPHALT SEAL COATING & LINE PAINTING	17,500.00
2020-2021	MAINTENANC	TRENCH IN WATER LINE ACROSS BUS LOT TOWARD MASH	19,600.00
2020-2021	MAINTENANC	REPLACE DUCT ABOVE KITCHEN DISHWASHER	2,800.00
2020-2021	MAINTENANC	SIDEWALK/APRON REPLACEMENT	4,300.00
2020-2021	MAINTENANC	PLAYGROUND EQUIPMENT/PIP SURFACE	32,500.00

10 E 100 324 254300 000 BUILDING REPAIRS/NON-TECH REPAIRS & MAIN 143,650.00

Bdgt Year	Bdgt Type	Budget Detail Description	Amount
2020-2021	MAINTENANC	REPLACE HD END FIRE ALARM & ADD STROBES TO CLASSROOMS	105,000.00
2020-2021	MAINTENANC	GYM FLOOR REPAIR AND TOP COAT	5,500.00
2020-2021	MAINTENANC	REPLACEMENT FAUCETS/WATER FOUNTAIN	1,200.00
2020-2021	MAINTENANC	REPLACE PARTIAL HALL LIGHTS TO LED	16,500.00
2020-2021	MAINTENANC	REPLACE DUCT IN KITCHEN ABOVE DISHWASHER	2,800.00
2020-2021	MAINTENANC	GENERAL MAINTENANCE & REPAIR	1,500.00
2020-2021	MAINTENANC	REPLACEMENT WINDOWS - SEAL FAILURE	2,500.00
2020-2021	MAINTENANC	PAINT TWO GIRLS RESTROOM - CAFETERIA & WEST WING	1,950.00
2020-2021	MAINTENANC	REPLACE PARTITIONS IN TWO GIRLS RESTROOMS - CAFETERIA & WEST WING	6,700.00

10 E 100 411 254300 000 BUILDING REPAIRS/GENERAL SUPPLIES/ 2,000.00

Bdgt Year	Bdgt Type	Budget Detail Description	Amount
2020-2021	MAINTENANC	MISCELLANEOUS MAINTENANCE	2,000.00

10 E 100 324 254900 000 OTHER MAINTENANCE/NON-TECH REPAIRS & MAI 350.00

Bdgt Year	Bdgt Type	Budget Detail Description	Amount
2020-2021	MAINTENANC	PREVENTIVE MAINTENANCE TO CLEANING EQUIPMENT	350.00

10 E 100 440 254900 000 OTHER MAINTENANCE/NON-CAPITAL EQUIPMENT/ 2,550.00

Bdgt Year	Bdgt Type	Budget Detail Description	Amount
2020-2021	MAINTENANC	REPLACEMENT VACUUM	750.00
2020-2021	MAINTENANC	FURNITURE REPLACEMENT	1,800.00

10 E 100 --- ----- 225,250.00

101 STETSONVILLE ELEMENTARY SCH

10 E 101 324 254200 000 SITE REPAIRS/NON-TECH REPAIRS & MAINTENA 10,700.00

Bdgt Year	Bdgt Type	Budget Detail Description	Amount
2020-2021	MAINTENANC	ASPHALT REPAIR	4,500.00
2020-2021	MAINTENANC	SIDEWALK REPLACEMENT	4,800.00
2020-2021	MAINTENANC	REPLACE CHAIN ON PARTIAL SWINGS	1,400.00

10 E 101 324 254300 000 BUILDING REPAIRS/NON-TECH REPAIRS & MAIN 13,300.00

Bdgt Year	Bdgt Type	Budget Detail Description	Amount
2020-2021	MAINTENANC	DOOR & DOOR RELATED HARDWARE	1,750.00
2020-2021	MAINTENANC	REPLACED BOILER WATER PIPE CONNECTIONS	4,200.00
2020-2021	MAINTENANC	ADD CIRCUIT IN STAFF LOUNGE	1,050.00
2020-2021	MAINTENANC	PAINTING & MINOR REPAIRS TO CLASSROOMS	1,400.00
2020-2021	MAINTENANC	ELECTRICAL IMPROVEMENTS TO CLASSROOMS - LED CONVERTS	4,900.00

10 E 101 411 254300 000 BUILDING REPAIRS/GENERAL SUPPLIES/ 800.00

Bdgt Year	Bdgt Type	Budget Detail Description	Amount
2020-2021	MAINTENANC	MISCELLANEOUS MAINTENANCE SUPPLIES	800.00

10 E 101 324 254900 000 OTHER MAINTENANCE/NON-TECH REPAIRS & MAI 750.00

Bdgt Year	Bdgt Type	Budget Detail Description	Amount
2020-2021	MAINTENANC	PREVENTIVE MAINTENANCE TO CLEANING EQUIPMENT	750.00

10 E 101 440 254900 000 OTHER MAINTENANCE/NON-CAPITAL EQUIPMENT/ 3,825.00

Bdgt Year	Bdgt Type	Budget Detail Description	Amount
2020-2021	MAINTENANC	REPLACEMENT VACUUM CLEANER	625.00

2020-21

Fd T Loc Obj Func Prj Fd T Loc Obj Func Prj MAINTENANC  
101 STETSONVILLE ELEMENTARY SCH

10 E 101 440 254900 000 (continued)

2020-2021 MAINTENANC FURNITURE REPLACEMENT - READING TABLES & CHAIRS 3,200.00

10 E 101 --- ----- 29,375.00

200 MEDFORD AREA MIDDLE SCHOOL

10 E 200 324 254200 000 SITE REPAIRS/NON-TECH REPAIRS & MAINTENA 69,500.00

Bdgt Year	Bdgt Type	Budget Detail Description	Amount
2020-2021	MAINTENANC	ASPHALT REPAIR & LINE PAINTING	6,800.00
2020-2021	MAINTENANC	ASPHALT ON WALKING TRAIL	27,000.00
2020-2021	MAINTENANC	PLAYGROUND & OBSTACLE AREA	32,500.00
2020-2021	MAINTENANC	SIDEWALK REPLACEMENT	3,200.00

10 E 200 324 254300 000 BUILDING REPAIRS/NON-TECH REPAIRS & MAIN 40,700.00

Bdgt Year	Bdgt Type	Budget Detail Description	Amount
2020-2021	MAINTENANC	ANNUAL LARGE GYM FLOOR REFINISHING	2,300.00
2020-2021	MAINTENANC	REPLACE FLOORING IN ROOM D124 PLUS CONCRETE REPAIR	8,000.00
2020-2021	MAINTENANC	UPGRADE TWO HVAC PANELS - MEC 04 & MEC 05	8,500.00
2020-2021	MAINTENANC	TUCK POINT BRICK UPPER EXTERIOR OF LARGE GYM	2,800.00
2020-2021	MAINTENANC	REPLACE/REPAIR AUDITORIUM BLEACHER BOARDS	2,600.00
2020-2021	MAINTENANC	PARTIAL CONVERSION OF HALL LIGHTS TO LED FIXTURES	14,750.00
2020-2021	MAINTENANC	GENERAL MAINTENANCE & REPAIRS	1,750.00

10 E 200 411 254300 000 BUILDING REPAIRS/GENERAL SUPPLIES/ 1,500.00

Bdgt Year	Bdgt Type	Budget Detail Description	Amount
2020-2021	MAINTENANC	MISCELLANEOUS MAINTENANCE SUPPLIES	1,500.00

10 E 200 563 254300 000 BUILDING REPAIRS/EQUIP - F/A REPLACEMENT 1,200.00

Bdgt Year	Bdgt Type	Budget Detail Description	Amount
2020-2021	MAINTENANC	REPLACE BOTTLE FILLER WATER FOUNTAIN	1,200.00

10 E 200 551 254600 000 MAINTENANCE VEHICLE ACQUISITIO/EQUIP ADD 22,000.00

Bdgt Year	Bdgt Type	Budget Detail Description	Amount
2020-2021	MAINTENANC	PURCHASE 4,000 POUND FORKLIFT	22,000.00

10 E 200 324 254900 000 OTHER MAINTENANCE/NON-TECH REPAIRS & MAI 5,175.00

Bdgt Year	Bdgt Type	Budget Detail Description	Amount
2020-2021	MAINTENANC	CLEANING EQUIPMENT PREVENTIVE MAINTENANCE	675.00
2020-2021	MAINTENANC	PURCHASE FIVE - 8' POLY TABLES	600.00
2020-2021	MAINTENANC	REPLACEMENT VACUUM CLEANERS	1,500.00
2020-2021	MAINTENANC	PURCHASE DRY ERASE & FABRIC BOARDS	2,400.00

10 E 200 --- ----- 140,075.00

400 MEDFORD AREA SENIOR HIGH

10 E 400 324 254200 000 SITE REPAIRS/NON-TECH REPAIRS & MAINTENA 84,700.00

Bdgt Year	Bdgt Type	Budget Detail Description	Amount
2020-2021	MAINTENANC	ASPHALT REPAIR AND LINE PAINTING	24,500.00
2020-2021	MAINTENANC	REPLACEMENT SIDEWALK ON SOUTH SIDE OF MASH	6,300.00
2020-2021	MAINTENANC	SANITARY SEWER IN TEAM BUILDING	33,500.00
2020-2021	MAINTENANC	ATHLETIC FIELD MAINTENANCE	2,400.00
2020-2021	MAINTENANC	ADD RED-BALL MATERIAL TO SOFTBALL FIELDS	7,000.00
2020-2021	MAINTENANC	COMPLETE EXTERIOR REPAIR TO ORIGINAL BARN AT THE FARM	11,000.00

10 E 400 324 254300 000 BUILDING REPAIRS/NON-TECH REPAIRS & MAIN 127,800.00

Bdgt Year	Bdgt Type	Budget Detail Description	Amount
2020-2021	MAINTENANC	PAINT FOUR CLASSROOMS (105, 106, 112, 113) AND EAST STAIRWELL	2,200.00
2020-2021	MAINTENANC	TENNIS COURT REPAIRS	7,800.00

				2020-21		
Fd T Loc Obj Func	Prj	Fd T Loc Obj Func	Prj	MAINTENANC		
400		MEDFORD AREA SENIOR HIGH				
10 E 400 324 254300 000		(continued)				
2020-2021	MAINTENANC	ANNUAL RE-COAT OF GYM FLOOR		2,850.00		
2020-2021	MAINTENANC	REPLACE J, K, L ROOF SECTIONS		107,500.00		
2020-2021	MAINTENANC	GENERAL MAINTENANCE & REPAIRS		1,450.00		
2020-2021	MAINTENANC	RESTROOM PARTITIONS FOR TEAM BUILDING		5,000.00		
2020-2021	MAINTENANC	ELEVATOR REPAIR & MAINTENANCE INSPECTIONS		1,000.00		
10 E 400 411 254300 000		BUILDING REPAIRS/GENERAL SUPPLIES/		1,200.00		
<u>Bdgt Year</u>	<u>Bdgt Type</u>	<u>Budget Detail Description</u>		<u>Amount</u>		
2020-2021	MAINTENANC	MISCELLANEOUS MAINTENANCE SUPPLIES		1,200.00		
10 E 400 324 254900 000		OTHER MAINTENANCE/NON-TECH REPAIRS & MAI		37,500.00		
<u>Bdgt Year</u>	<u>Bdgt Type</u>	<u>Budget Detail Description</u>		<u>Amount</u>		
2020-2021	MAINTENANC	REPAIR LAUNDRY EQUIPMENT		1,400.00		
2020-2021	MAINTENANC	POOL EQUIPMENT		12,000.00		
2020-2021	MAINTENANC	DDC TO TECH ED HVAC CONTROLS		8,800.00		
2020-2021	MAINTENANC	UPGRADE CONTROL PANELS FOR SOFTWARE UPGRADE		7,500.00		
2020-2021	MAINTENANC	CONVERT TECH ED BUILDING LIGHTS TO LED		7,300.00		
2020-2021	MAINTENANC	PREVENTIVE MAINTENANCE TO CLEANING EQUIPMENT		500.00		
10 E 400 440 254900 000		OTHER MAINTENANCE/NON-CAPITAL EQUIPMENT/		5,950.00		
<u>Bdgt Year</u>	<u>Bdgt Type</u>	<u>Budget Detail Description</u>		<u>Amount</u>		
2020-2021	MAINTENANC	TABLES & CHAIRS		3,200.00		
2020-2021	MAINTENANC	REPLACEMENT VACUUMS		1,450.00		
2020-2021	MAINTENANC	TEACHER DESKS		1,300.00		
10 E 400 551 254900 000		OTHER MAINTENANCE/EQUIP ADDITION - NON-F		16,750.00		
<u>Bdgt Year</u>	<u>Bdgt Type</u>	<u>Budget Detail Description</u>		<u>Amount</u>		
2020-2021	MAINTENANC	TRAILER TO TRANSPORT EQUIPMENT		6,800.00		
2020-2021	MAINTENANC	SCISSORS LIFT		9,950.00		
10 E 400 --- -----				273,900.00		
800		DISTRICT WIDE				
10 E 800 324 254200 000		SITE REPAIRS/NON-TECH REPAIRS & MAINTENA		22,300.00		
<u>Bdgt Year</u>	<u>Bdgt Type</u>	<u>Budget Detail Description</u>		<u>Amount</u>		
2020-2021	MAINTENANC	DISTRICT OFFICE ASPHALT REPAIR		2,400.00		
2020-2021	MAINTENANC	DISTRICT OFFICE BOARD CARPET REPLACEMENT		4,300.00		
2020-2021	MAINTENANC	SCHOOL FOREST MAINTENANCE & REPAIRS		1,400.00		
2020-2021	MAINTENANC	ROLL TOPSOIL BACK ON PROPERTY WEST OF MAES		8,000.00		
2020-2021	MAINTENANC	REPLACE NATURE WALK BRIDGE		6,200.00		
10 E 800 324 254300 000		BUILDING REPAIRS/NON-TECH REPAIRS & MAIN		7,825.00		
<u>Bdgt Year</u>	<u>Bdgt Type</u>	<u>Budget Detail Description</u>		<u>Amount</u>		
2020-2021	MAINTENANC	DISTRICT OFFICE EXTERIOR STUCCO REPAIR		2,725.00		
2020-2021	MAINTENANC	DISTRICT OFFICE SHRUBS & LANDSCAPING		2,300.00		
2020-2021	MAINTENANC	DISTRICT OFFICE MAINTENANCE & REPAIRS		2,800.00		
10 E 800 411 254300 000		BUILDING REPAIRS/GENERAL SUPPLIES/		825.00		
<u>Bdgt Year</u>	<u>Bdgt Type</u>	<u>Budget Detail Description</u>		<u>Amount</u>		
2020-2021	MAINTENANC	SCHOOL FOREST PLUMBING REPLACEMENT		825.00		
10 E 800 940 254300 000		BUILDING REPAIRS/DUES AND FEES/		450.00		
<u>Bdgt Year</u>	<u>Bdgt Type</u>	<u>Budget Detail Description</u>		<u>Amount</u>		
2020-2021	MAINTENANC	DUES		450.00		
10 E 800 --- -----				31,400.00		
Grand Expense Totals				700,000.00		

2020-21

Fd T Loc Obj Func Prj Fd T Loc Obj Func Prj MAINTENANC

Number of Accounts: 26

\*\*\*\*\* End of report \*\*\*\*\*

**Medford Area Elementary School  
2021 - 2022 Budget Request Summary  
Maintenance - 254000**

**254200 Site Repairs**

**324 Non-Tech Related Repairs & Maintenance**

Annual maintenance asphalt seal coating/line painting	\$ 12,500.00
Sidewalk/apron replacement	\$ 7,800.00
Playground Asphalt to get tp 20 to 1 grade new equip	\$ 4,300.00
<b>Total</b>	<b><u>\$ 24,600.00</u></b>

**Total Site Repairs Budget** **\$ 24,600.00**

**254300 Building Repairs**

**324 Non-Tech Related Repairs & Maintenance**

Gym floor repair and top coat	\$ 2,900.00
Replacement faucets/water fountain	\$ 1,200.00
Maintenance & repair to exterior doors	\$ 2,500.00
Repairs to main entrance vestibule glass	\$ 5,000.00
Paint Art/Music/Special Ed restroom	\$ 1,200.00
Replacement windows - seal failure	\$ 2,500.00
Repair tile West wing girls restroom/East Gym entrance	\$ 5,600.00
<b>Total</b>	<b><u>\$ 20,900.00</u></b>

**411 General Supplies**

Miscellaneous maintenance	\$ 2,000.00
<b>Total</b>	<b><u>\$ 2,000.00</u></b>

**Total Building Repairs Budget** **\$ 22,900.00**

**254900 Other Equipment Repairs**

**324 Non-Tech Related Repairs & Maintenance**

Preventive maintenance to cleaning equipment	\$ 350.00
<b>Total</b>	<b><u>\$ 350.00</u></b>

**440 Non-Capital Equipment**

Replacement vacuum	\$ 750.00
Furniture for outdoor classroom	\$ 4,500.00
Replace 2nd chalkboards in 2 classrooms	\$ 3,200.00
Furniture replacement	\$ 1,800.00
<b>Total</b>	<b><u>\$ 10,250.00</u></b>

**Total Other Maintenance Budget** **\$ 10,600.00**

**Total Maintenance Budget** **\$ 58,100.00**

**Stetsonville Elementary School  
2021 - 2022 Budget Request Summary  
Maintenance - 254000**

**254200 Site Repairs**

<b>324</b>	<b>Non-Tech Related Repairs &amp; Maintenance</b>	
	Asphalt repair	\$ 4,500.00
	Sidewalk replacement	\$ 5,800.00
	<b>Total</b>	<b><u>\$ 10,300.00</u></b>
<b>411</b>	<b>General Supplies</b>	
	Replace chain on partial swings	\$ 1,400.00
	<b>Total</b>	<b><u>\$ 1,400.00</u></b>

**Total Site Repairs Budget** **\$ 11,700.00**

**254300 Building Repairs**

<b>324</b>	<b>Non-Tech Related Repairs &amp; Maintenance</b>	
	Door and door related hardware	\$ 1,750.00
	Replace electrical sub panel off gym	\$ 9,000.00
	Painting and minor repairs to classrooms	\$ 1,400.00
	Carpet replacement	\$ 5,200.00
	<b>Total</b>	<b><u>\$ 17,350.00</u></b>
<b>411</b>	<b>General Supplies</b>	
	Miscellaneous maintenance supplies	\$ 800.00
	<b>Total</b>	<b><u>\$ 800.00</u></b>

**Total Building Repairs Budget** **\$ 18,150.00**

**254900 Other Equipment Repairs**

<b>324</b>	<b>Non-Tech Related Repairs &amp; Maintenance</b>	
	Preventive maintenance to cleaning equipment	\$ 750.00
	<b>Total</b>	<b><u>\$ 750.00</u></b>
<b>440</b>	<b>Non-Capital Equipment</b>	
	Replacement vacuum cleaner	\$ 625.00
	Furniture replacement-reading tables/chairs	\$ 3,200.00
	<b>Total</b>	<b><u>\$ 3,825.00</u></b>

**Total Other Maintenance Budget** **\$ 4,575.00**

**Total Maintenance Budget** **\$ 34,425.00**

**Medford Area Middle School  
2021 - 2022 Budget Request Summary  
Maintenance - 254000**

**254200 Site Repairs**

<b>324</b>	<b>Non-Tech Related Repairs &amp; Maintenance</b>	
	Asphalt repair/ line painting	\$ 6,800.00
	Site prep for playground area	\$ 25,000.00
	Playground/obstacle area	\$ 50,000.00
	Sidewalk replacement	\$ 3,200.00
	<b>Total</b>	<b><u>\$ 85,000.00</u></b>

**Total Site Repairs Budget** **\$ 85,000.00**

**254300 Building Repairs**

<b>324</b>	<b>Non-Tech Related Repairs &amp; Maintenance</b>	
	Annual large gym floor refinish	\$ 2,300.00
	Tuck-pointing of brick upper exterior of large gym	\$ 2,800.00
	Replace half of East end of building roof Area A	\$200,000.00
	Replace flooring in Rm D120	\$ 9,200.00
	Repair stucco upper façade by loading dock	\$ 3,100.00
	Replace circulating pumps and couplers	\$ 21,000.00
	Replace/repair Auditorium bleacher boards	\$ 2,500.00
	Add rooftop ladder for safe travel to higher roof tops	\$ 3,200.00
	General maintenance & repairs	\$ 1,750.00
	<b>Total</b>	<b><u>\$245,850.00</u></b>
<b>411</b>	<b>General Supplies</b>	
	Miscellaneous maintenance supplies	\$ 3,500.00
	<b>Total</b>	<b><u>\$ 3,500.00</u></b>
<b>440</b>	<b>Non-Capital Equipment</b>	
	Replace bottle fill water fountain	\$ 1,200.00
	<b>Total</b>	<b><u>\$ 1,200.00</u></b>

**Total Building Repairs Budget** **\$250,550.00**

**254900 Other Equipment Repairs**

<b>324</b>	<b>Non-Tech Related Repairs &amp; Maintenance</b>	
	Preventive maintenance to cleaning equipment	\$ 675.00
	<b>Total</b>	<b><u>\$ 675.00</u></b>
<b>440</b>	<b>Non-Capital Equipment</b>	
	Replacement vacuum cleaners	\$ 1,500.00
	Purchase dry erase and fabric boards	\$ 2,400.00
	<b>Total</b>	<b><u>\$ 3,900.00</u></b>

**Total Other Maintenance Budget** **\$ 4,575.00**

**Total Maintenance Budget** **\$340,125.00**



**Medford Area Senior High  
2021 - 2022 Budget Request Summary  
Maintenance - 254000**

**254200 Site Repairs**

**324 Non-Tech Related Repairs & Maintenance**

Asphalt - repair & line painting	\$ 15,000.00
Concrete Apron at vehicle shed	\$ 6,000.00
Add gravel to barn/vehicle shed lots	\$ 6,000.00
Replacement sidewalk South side MASH	\$ 6,300.00
New Roof on White Storage Building	\$ 7,500.00
Athletic field maintenance	\$ 2,400.00
<b>Total</b>	<b><u>\$ 43,200.00</u></b>

**Total Site Repairs Budget** **\$ 43,200.00**

**254300 Building Repairs**

**324 Non-Tech Related Repairs & Maintenance**

Annual painting classrooms and east stairwell	\$ 1,600.00
Tennis Court repairs	\$ 11,000.00
Gym floor- annual re-coat	\$ 2,850.00
General maintenance & repairs	\$ 1,450.00
Elevator repair & maintenance inspections	\$ 2,500.00
<b>Total</b>	<b><u>\$ 19,400.00</u></b>

**411 General Supplies**

Miscellaneous maintenance supplies	\$ 5,200.00
<b>Total</b>	<b><u>\$ 5,200.00</u></b>

**Total Building Repairs Budget** **\$ 24,600.00**

**254900 Other Equipment Repairs**

**324 Non-Tech Related Repairs & Maintenance**

Repair laundry equipment	\$ 2,600.00
DDC to Tech Ed HVAC Controls	\$ 6,800.00
Preventive maintenance to cleaning equipment	\$ 500.00
<b>Total</b>	<b><u>\$ 9,900.00</u></b>

**440 Non-Capital Equipment**

Tables/chairs	\$ 2,200.00
Pool equipment	\$ 8,500.00
Replacement vacuums	\$ 1,450.00
Furniture - Teacher desks	\$ 1,300.00
<b>Total</b>	<b><u>\$ 13,450.00</u></b>

**563 Capital Equipment - Replacement**

72" Zero Turn mower	\$9,500.00
Laundry equipment	\$ 9,550.00
<b>Total</b>	<b><u>\$ 19,050.00</u></b>

**Total Other Equipment Repairs Budget** **\$ 42,400.00**

**Total Maintenance Budget** **\$ 110,200.00**

**Medford Area School District Office & School Forest  
2021 - 2022 Budget Request Summary  
Maintenance - 254000**

**254200 Site Repairs**

**324 Non-Tech Related Repairs & Maintenance**

District Office asphalt repair	\$ 2,400.00
District Office Board Rm carpet	\$ 6,800.00
School Forest maintenance and repairs	\$ 2,400.00
Replace nature walk bridge	\$ 6,200.00
<b>Total</b>	<b><u>\$ 17,800.00</u></b>

**Total Site Repairs Budget**

**\$ 17,800.00**

**254300 Building Repairs**

**324 Non-Tech Related Repairs & Maintenance**

District Office exterior stucco repair	\$ 1,400.00
District Office maintenance and repairs	\$ 1,800.00
<b>Total</b>	<b><u>\$ 3,200.00</u></b>

**411 General Supplies**

School Forest plumbing replacement	\$ 1,900.00
<b>Total</b>	<b><u>\$ 1,900.00</u></b>

**940 Dues and Fees**

Dues	\$ 450.00
<b>Total</b>	<b><u>\$ 450.00</u></b>

**Total Building Repairs Budget**

**\$ 5,550.00**

**Total Maintenance Budget**

**\$ 23,350.00**

**Medford Area Public School District  
2021 - 2022 Budget Request Summary  
Maintenance - 254000**

<b>Total DO Maintenance Budget</b>	<b>\$ 23,350.00</b>
<b>Total MAES Maintenance Budget</b>	<b>\$ 58,100.00</b>
<b>Total SES Maintenance Budget</b>	<b>\$ 34,425.00</b>
<b>Total MAMS Maintenance Budget</b>	<b>\$340,125.00</b>
<b>Total MASH Maintenance Budget</b>	<b><u>\$110,200.00</u></b>
 <b>Total District Maintenance Budget</b>	 <b><u><u>\$566,200.00</u></u></b>

MEDFORD AREA PUBLIC SCHOOL DISTRICT  
MAINTENANCE EXPENDITURE BUDGET REPORT (Date: 3/2021)

Fd	T	Loc	Obj	Func	Prj	Obj	2018-19	2019-20	2019-20	2020-21	2020-21	2021-22
							ACTUAL	ACTUAL	EXPENDED	BUDGET	EXPENDED	BUDGET
10	E	100	320	254000	000	PROPERTY SERVICE	65,557.97	0.00	0.00	0.00	0.00	0.00
10	E	100	320	254000	699	PROPERTY SERVICE	23,876.73	0.00	0.00	0.00	0.00	0.00
10	E	100	3--	254000		*PURCHASED SERVICES	89,434.70	0.00	0.00	0.00	0.00	0.00
10	E	100	411	254000	000	GENERAL SUPPLIES	4,602.53	2,392.77	2,381.69	0.00	644.70	0.00
10	E	100	411	254000	699	GENERAL SUPPLIES	21.49	0.00	0.00	0.00	0.00	0.00
10	E	100	440	254000	000	NON-CAPITAL EQUIPMENT	179.88	284.79	284.79	0.00	0.00	0.00
10	E	100	460	254000	000	EQUIPMENT COMPONENTS	2,509.48	0.00	0.00	0.00	0.00	0.00
10	E	100	4--	254000		*NON-CAPITAL OBJECTS	7,313.38	2,677.56	2,666.48	0.00	644.70	0.00
10	E	100	551	254000	000	EQUIP ADDITION - NON-F/A	390.00	0.00	0.00	0.00	0.00	0.00
10	E	100	563	254000	000	EQUIP - F/A REPLACEMENT	24,650.00	0.00	0.00	0.00	0.00	0.00
10	E	100	5--	254000		*CAPITAL OBJECTS	25,040.00	0.00	0.00	0.00	0.00	0.00
10	E	100	411	254100	000	GENERAL SUPPLIES	0.00	228.15	228.15	0.00	1,046.94	0.00
10	E	100	4--	254100		*NON-CAPITAL OBJECTS	0.00	228.15	228.15	0.00	1,046.94	0.00
10	E	100	324	254200	000	NON-TECH REPAIRS & MAINTENAN	588.25	121,892.78	105,501.78	76,700.00	23,277.76	0.00
10	E	100	325	254200	000	VEHICLE & EQUIPMENT RENTAL	0.00	22.00	22.00	0.00	22.00	0.00
10	E	100	3--	254200		*PURCHASED SERVICES	588.25	121,914.78	105,523.78	76,700.00	23,299.76	0.00
10	E	100	411	254200	000	GENERAL SUPPLIES	0.00	405.56	330.29	0.00	91.98	0.00
10	E	100	4--	254200		*NON-CAPITAL OBJECTS	0.00	405.56	330.29	0.00	91.98	0.00
10	E	100	324	254300	000	NON-TECH REPAIRS & MAINTENAN	327.54	36,956.04	25,386.72	38,650.00	29,200.47	0.00
10	E	100	3--	254300		*PURCHASED SERVICES	327.54	36,956.04	25,386.72	38,650.00	29,200.47	0.00
10	E	100	411	254300	000	GENERAL SUPPLIES	51.95	1,170.74	1,170.74	2,000.00	4,217.48	0.00
10	E	100	440	254300	000	NON-CAPITAL EQUIPMENT	0.00	189.19	189.19	0.00	0.00	0.00
10	E	100	4--	254300		*NON-CAPITAL OBJECTS	51.95	1,359.93	1,359.93	2,000.00	4,217.48	0.00
10	E	100	324	254400	000	NON-TECH REPAIRS & MAINTENAN	0.00	188.00	188.00	0.00	0.00	0.00
10	E	100	3--	254400		*PURCHASED SERVICES	0.00	188.00	188.00	0.00	0.00	0.00
10	E	100	324	254900	000	NON-TECH REPAIRS & MAINTENAN	0.00	4,390.00	0.00	350.00	0.00	0.00
10	E	100	3--	254900		*PURCHASED SERVICES	0.00	4,390.00	0.00	350.00	0.00	0.00
10	E	100	440	254900	000	NON-CAPITAL EQUIPMENT	0.00	2,630.00	2,630.00	2,550.00	0.00	0.00
10	E	100	4--	254900		*NON-CAPITAL OBJECTS	0.00	2,630.00	2,630.00	2,550.00	0.00	0.00

MEDFORD AREA PUBLIC SCHOOL DISTRICT  
MAINTENANCE EXPENDITURE BUDGET REPORT (Date: 3/2021)

Fd	T	Loc	Obj	Func	Prj	Obj	2018-19	2019-20	2019-20	2020-21	2020-21	2021-22
							ACTUAL	ACTUAL	EXPENDED	BUDGET	EXPENDED	BUDGET
10	E	100	551	254900	000	EQUIP ADDITION - NON-F/A	0.00	715.00	715.00	0.00	0.00	0.00
10	E	100	5--	254900		*CAPITAL OBJECTS	0.00	715.00	715.00	0.00	0.00	0.00
10	E	100	---	254---		*MAINTENANCE	122,755.82	171,465.02	139,028.35	120,250.00	58,501.33	0.00
10	E	100	---	-----		*MEDFORD AREA ELEMENTARY SCH	122,755.82	171,465.02	139,028.35	120,250.00	58,501.33	0.00
10	E	101	310	254000	699	PERSONAL SERVICES	75.00	0.00	0.00	0.00	0.00	0.00
10	E	101	320	254000	000	PROPERTY SERVICE	23,521.23	0.00	0.00	0.00	0.00	0.00
10	E	101	320	254000	699	PROPERTY SERVICE	19,653.54	0.00	0.00	0.00	0.00	0.00
10	E	101	3--	254000		*PURCHASED SERVICES	43,249.77	0.00	0.00	0.00	0.00	0.00
10	E	101	411	254000	000	GENERAL SUPPLIES	5,954.57	0.00	0.00	0.00	0.00	0.00
10	E	101	411	254000	699	GENERAL SUPPLIES	21.49	0.00	0.00	0.00	0.00	0.00
10	E	101	440	254000	000	NON-CAPITAL EQUIPMENT	205.00	0.00	0.00	0.00	0.00	0.00
10	E	101	4--	254000		*NON-CAPITAL OBJECTS	6,181.06	0.00	0.00	0.00	0.00	0.00
10	E	101	551	254000	000	EQUIP ADDITION - NON-F/A	2,134.00	0.00	0.00	0.00	0.00	0.00
10	E	101	563	254000	000	EQUIP - F/A REPLACEMENT	15,369.00	0.00	0.00	0.00	0.00	0.00
10	E	101	571	254000	000	EQUIPMENT RENTAL	1,198.50	0.00	0.00	0.00	0.00	0.00
10	E	101	5--	254000		*CAPITAL OBJECTS	18,701.50	0.00	0.00	0.00	0.00	0.00
10	E	101	324	254100	000	NON-TECH REPAIRS & MAINTENAN	0.00	397.00	397.00	0.00	0.00	0.00
10	E	101	3--	254100		*PURCHASED SERVICES	0.00	397.00	397.00	0.00	0.00	0.00
10	E	101	324	254200	000	NON-TECH REPAIRS & MAINTENAN	2,922.19	13,725.58	12,687.59	10,700.00	985.11	0.00
10	E	101	3--	254200		*PURCHASED SERVICES	2,922.19	13,725.58	12,687.59	10,700.00	985.11	0.00
10	E	101	411	254200	000	GENERAL SUPPLIES	0.00	26.68	26.68	0.00	37.05	0.00
10	E	101	4--	254200		*NON-CAPITAL OBJECTS	0.00	26.68	26.68	0.00	37.05	0.00
10	E	101	324	254300	000	NON-TECH REPAIRS & MAINTENAN	104.00	106,476.08	106,261.06	13,300.00	1,495.80	0.00
10	E	101	3--	254300		*PURCHASED SERVICES	104.00	106,476.08	106,261.06	13,300.00	1,495.80	0.00
10	E	101	411	254300	000	GENERAL SUPPLIES	104.23	1,672.21	1,672.21	800.00	134.98	0.00
10	E	101	4--	254300		*NON-CAPITAL OBJECTS	104.23	1,672.21	1,672.21	800.00	134.98	0.00
10	E	101	324	254400	000	NON-TECH REPAIRS & MAINTENAN	0.00	386.39	386.39	0.00	0.00	0.00
10	E	101	3--	254400		*PURCHASED SERVICES	0.00	386.39	386.39	0.00	0.00	0.00

Fd	T	Loc	Obj	Func	Prj	Obj	2018-19	2019-20	2019-20	2020-21	2020-21	2021-22
							ACTUAL	ACTUAL	EXPENDED	BUDGET	EXPENDED	BUDGET
10	E	101	324	254490	000	NON-TECH REPAIRS & MAINTENAN	151.95	0.00	0.00	0.00	0.00	0.00
10	E	101	3--	254490		*PURCHASED SERVICES	151.95	0.00	0.00	0.00	0.00	0.00
10	E	101	324	254900	000	NON-TECH REPAIRS & MAINTENAN	0.00	0.00	0.00	750.00	0.00	0.00
10	E	101	3--	254900		*PURCHASED SERVICES	0.00	0.00	0.00	750.00	0.00	0.00
10	E	101	440	254900	000	NON-CAPITAL EQUIPMENT	0.00	1,826.00	1,826.00	3,825.00	1,947.12	0.00
10	E	101	4--	254900		*NON-CAPITAL OBJECTS	0.00	1,826.00	1,826.00	3,825.00	1,947.12	0.00
10	E	101	561	254900	000	EQUIP REPLACEMENT - NON-F/A	0.00	2,186.82	2,186.82	0.00	0.00	0.00
10	E	101	563	254900	000	EQUIP - F/A REPLACEMENT	0.00	7,622.69	7,622.69	0.00	0.00	0.00
10	E	101	5--	254900		*CAPITAL OBJECTS	0.00	9,809.51	9,809.51	0.00	0.00	0.00
10	E	101	---	254---		*MAINTENANCE	71,414.70	134,319.45	133,066.44	29,375.00	4,600.06	0.00
10	E	101	---	-----		*STETSONVILLE ELEMENTARY SCH	71,414.70	134,319.45	133,066.44	29,375.00	4,600.06	0.00
10	E	200	320	254000	000	PROPERTY SERVICE	90,949.10	2,156.17	2,156.17	0.00	0.00	0.00
10	E	200	320	254000	699	PROPERTY SERVICE	37,394.11	0.00	0.00	0.00	0.00	0.00
10	E	200	3--	254000		*PURCHASED SERVICES	128,343.21	2,156.17	2,156.17	0.00	0.00	0.00
10	E	200	411	254000	000	GENERAL SUPPLIES	8,599.01	152.91	152.91	0.00	0.00	0.00
10	E	200	411	254000	699	GENERAL SUPPLIES	21.49	0.00	0.00	0.00	0.00	0.00
10	E	200	440	254000	000	NON-CAPITAL EQUIPMENT	205.00	0.00	0.00	0.00	0.00	0.00
10	E	200	460	254000	000	EQUIPMENT COMPONENTS	643.34	0.00	0.00	0.00	0.00	0.00
10	E	200	4--	254000		*NON-CAPITAL OBJECTS	9,468.84	152.91	152.91	0.00	0.00	0.00
10	E	200	551	254000	000	EQUIP ADDITION - NON-F/A	974.00	0.00	0.00	0.00	0.00	0.00
10	E	200	563	254000	000	EQUIP - F/A REPLACEMENT	534.15	0.00	0.00	0.00	0.00	0.00
10	E	200	5--	254000		*CAPITAL OBJECTS	1,508.15	0.00	0.00	0.00	0.00	0.00
10	E	200	324	254100	000	NON-TECH REPAIRS & MAINTENAN	0.00	682.72	554.20	0.00	0.00	0.00
10	E	200	3--	254100		*PURCHASED SERVICES	0.00	682.72	554.20	0.00	0.00	0.00
10	E	200	411	254100	000	GENERAL SUPPLIES	0.00	44.95	44.95	0.00	0.00	0.00
10	E	200	4--	254100		*NON-CAPITAL OBJECTS	0.00	44.95	44.95	0.00	0.00	0.00
10	E	200	324	254200	000	NON-TECH REPAIRS & MAINTENAN	0.00	21,133.07	17,984.32	69,500.00	13,838.25	0.00
10	E	200	3--	254200		*PURCHASED SERVICES	0.00	21,133.07	17,984.32	69,500.00	13,838.25	0.00

Fd	T	Loc	Obj	Func	Prj	Obj	2018-19	2019-20	2019-20	2020-21	2020-21	2021-22
							ACTUAL	ACTUAL	EXPENDED	BUDGET	EXPENDED	BUDGET
10	E	200	411	254200	000	GENERAL SUPPLIES	0.00	0.00	0.00	0.00	15.18	0.00
10	E	200	4--	254200		*NON-CAPITAL OBJECTS	0.00	0.00	0.00	0.00	15.18	0.00
10	E	200	324	254300	000	NON-TECH REPAIRS & MAINTENAN	547.60	135,890.52	155,884.71	40,700.00	43,828.77	0.00
10	E	200	3--	254300		*PURCHASED SERVICES	547.60	135,890.52	155,884.71	40,700.00	43,828.77	0.00
10	E	200	411	254300	000	GENERAL SUPPLIES	202.93	551.60	446.21	1,500.00	624.19	0.00
10	E	200	440	254300	000	NON-CAPITAL EQUIPMENT	0.00	470.00	470.00	0.00	0.00	0.00
10	E	200	4--	254300		*NON-CAPITAL OBJECTS	202.93	1,021.60	916.21	1,500.00	624.19	0.00
10	E	200	563	254300	000	EQUIP - F/A REPLACEMENT	0.00	0.00	0.00	1,200.00	0.00	0.00
10	E	200	5--	254300		*CAPITAL OBJECTS	0.00	0.00	0.00	1,200.00	0.00	0.00
10	E	200	440	254600	000	NON-CAPITAL EQUIPMENT	0.00	3,275.00	3,275.00	0.00	0.00	0.00
10	E	200	4--	254600		*NON-CAPITAL OBJECTS	0.00	3,275.00	3,275.00	0.00	0.00	0.00
10	E	200	551	254600	000	EQUIP ADDITION - NON-F/A	0.00	35,094.87	35,094.87	10,650.00	3,570.46	0.00
10	E	200	5--	254600		*CAPITAL OBJECTS	0.00	35,094.87	35,094.87	10,650.00	3,570.46	0.00
10	E	200	324	254900	000	NON-TECH REPAIRS & MAINTENAN	0.00	7,590.00	0.00	5,175.00	0.00	0.00
10	E	200	3--	254900		*PURCHASED SERVICES	0.00	7,590.00	0.00	5,175.00	0.00	0.00
10	E	200	440	254900	000	NON-CAPITAL EQUIPMENT	0.00	735.00	0.00	0.00	0.00	0.00
10	E	200	4--	254900		*NON-CAPITAL OBJECTS	0.00	735.00	0.00	0.00	0.00	0.00
10	E	200	---	254---		*MAINTENANCE	140,070.73	207,776.81	216,063.34	128,725.00	61,876.85	0.00
10	E	200	---	-----		*MEDFORD AREA MIDDLE SCHOOL	140,070.73	207,776.81	216,063.34	128,725.00	61,876.85	0.00
10	E	400	320	254000	000	PROPERTY SERVICE	787,810.25	0.00	0.00	0.00	0.00	0.00
10	E	400	320	254000	699	PROPERTY SERVICE	27,603.39	0.00	0.00	0.00	0.00	0.00
10	E	400	324	254000	000	NON-TECH REPAIRS & MAINTENAN	6,386.49	0.00	0.00	0.00	0.00	0.00
10	E	400	325	254000	000	VEHICLE & EQUIPMENT RENTAL	53.49	0.00	0.00	0.00	0.00	0.00
10	E	400	386	254000	000	PAYMENT TO CESA	200.00	125.00	0.00	0.00	0.00	0.00
10	E	400	3--	254000		*PURCHASED SERVICES	822,053.62	125.00	0.00	0.00	0.00	0.00
10	E	400	411	254000	000	GENERAL SUPPLIES	34,314.35	2,401.31	2,401.31	0.00	0.00	0.00
10	E	400	411	254000	699	GENERAL SUPPLIES	337.69	0.00	0.00	0.00	0.00	0.00
10	E	400	440	254000	000	NON-CAPITAL EQUIPMENT	1,678.08	139.21	139.21	0.00	0.00	0.00
10	E	400	460	254000	000	EQUIPMENT COMPONENTS	2,577.20	0.00	0.00	0.00	0.00	0.00

Fd	T	Loc	Obj	Func	Prj	Obj	2018-19	2019-20	2019-20	2020-21	2020-21	2021-22
							ACTUAL	ACTUAL	EXPENDED	BUDGET	EXPENDED	BUDGET
10	E	400	4--	254000		*NON-CAPITAL OBJECTS	38,907.32	2,540.52	2,540.52	0.00	0.00	0.00
10	E	400	551	254000	000	EQUIP ADDITION - NON-F/A	6,203.43	0.00	0.00	0.00	0.00	0.00
10	E	400	563	254000	000	EQUIP - F/A REPLACEMENT	33,617.50	0.00	0.00	0.00	0.00	0.00
10	E	400	571	254000	000	EQUIPMENT RENTAL	114.00	0.00	0.00	0.00	0.00	0.00
10	E	400	5--	254000		*CAPITAL OBJECTS	39,934.93	0.00	0.00	0.00	0.00	0.00
10	E	400	940	254000	000	DUES AND FEES	25.00	0.00	0.00	0.00	0.00	0.00
10	E	400	9--	254000		*OTHER EXPENDITURES	25.00	0.00	0.00	0.00	0.00	0.00
10	E	400	324	254100	000	NON-TECH REPAIRS & MAINTENAN	0.00	128.52	0.00	0.00	0.00	0.00
10	E	400	3--	254100		*PURCHASED SERVICES	0.00	128.52	0.00	0.00	0.00	0.00
10	E	400	411	254100	000	GENERAL SUPPLIES	58.80	99.90	99.90	0.00	0.00	0.00
10	E	400	4--	254100		*NON-CAPITAL OBJECTS	58.80	99.90	99.90	0.00	0.00	0.00
10	E	400	310	254200	000	PERSONAL SERVICES	1,544.55	0.00	0.00	0.00	0.00	0.00
10	E	400	324	254200	000	NON-TECH REPAIRS & MAINTENAN	0.00	55,696.64	40,036.20	84,700.00	139,540.80	0.00
10	E	400	325	254200	000	VEHICLE & EQUIPMENT RENTAL	60.50	66.00	66.00	0.00	0.00	0.00
10	E	400	3--	254200		*PURCHASED SERVICES	1,605.05	55,762.64	40,102.20	84,700.00	139,540.80	0.00
10	E	400	411	254200	000	GENERAL SUPPLIES	0.00	5,849.52	5,722.52	0.00	0.00	0.00
10	E	400	440	254200	000	NON-CAPITAL EQUIPMENT	0.00	673.68	673.68	0.00	1,285.00	0.00
10	E	400	4--	254200		*NON-CAPITAL OBJECTS	0.00	6,523.20	6,396.20	0.00	1,285.00	0.00
10	E	400	324	254300	000	NON-TECH REPAIRS & MAINTENAN	3,480.53	37,770.45	33,287.20	127,800.00	116,257.69	0.00
10	E	400	324	254300	980	NON-TECH REPAIRS & MAINTENAN	0.00	6,970.00	6,970.00	0.00	0.00	0.00
10	E	400	325	254300	000	VEHICLE & EQUIPMENT RENTAL	0.00	22.00	22.00	0.00	0.00	0.00
10	E	400	3--	254300		*PURCHASED SERVICES	3,480.53	44,762.45	40,279.20	127,800.00	116,257.69	0.00
10	E	400	411	254300	000	GENERAL SUPPLIES	1,365.30	9,762.54	5,420.57	1,200.00	2,299.41	0.00
10	E	400	440	254300	000	NON-CAPITAL EQUIPMENT	0.00	249.99	249.99	0.00	1,466.00	0.00
10	E	400	460	254300	000	EQUIPMENT COMPONENTS	0.00	350.75	350.75	0.00	593.28	0.00
10	E	400	4--	254300		*NON-CAPITAL OBJECTS	1,365.30	10,363.28	6,021.31	1,200.00	4,358.69	0.00
10	E	400	940	254300	000	DUES AND FEES	0.00	25.00	25.00	0.00	0.00	0.00
10	E	400	9--	254300		*OTHER EXPENDITURES	0.00	25.00	25.00	0.00	0.00	0.00
10	E	400	324	254490	000	NON-TECH REPAIRS & MAINTENAN	0.00	0.00	0.00	0.00	2,617.10	0.00
10	E	400	3--	254490		*PURCHASED SERVICES	0.00	0.00	0.00	0.00	2,617.10	0.00



MEDFORD AREA PUBLIC SCHOOL DISTRICT  
MAINTENANCE EXPENDITURE BUDGET REPORT (Date: 3/2021)

Fd	T	Loc	Obj	Func	Prj	Obj	2018-19	2019-20	2019-20	2020-21	2020-21	2021-22
							ACTUAL	ACTUAL	EXPENDED	BUDGET	EXPENDED	BUDGET
10	E	400	324	254500	000	NON-TECH REPAIRS & MAINTENAN	500.00	1,549.92	1,549.92	0.00	0.00	0.00
10	E	400	3--	254500		*PURCHASED SERVICES	500.00	1,549.92	1,549.92	0.00	0.00	0.00
10	E	400	411	254500	000	GENERAL SUPPLIES	0.00	270.00	270.00	0.00	0.00	0.00
10	E	400	4--	254500		*NON-CAPITAL OBJECTS	0.00	270.00	270.00	0.00	0.00	0.00
10	E	400	324	254900	000	NON-TECH REPAIRS & MAINTENAN	0.00	3,610.78	2,560.78	37,500.00	9,226.69	0.00
10	E	400	3--	254900		*PURCHASED SERVICES	0.00	3,610.78	2,560.78	37,500.00	9,226.69	0.00
10	E	400	440	254900	000	NON-CAPITAL EQUIPMENT	0.00	33,833.00	33,190.00	5,950.00	623.00	0.00
10	E	400	4--	254900		*NON-CAPITAL OBJECTS	0.00	33,833.00	33,190.00	5,950.00	623.00	0.00
10	E	400	551	254900	000	EQUIP ADDITION - NON-F/A	0.00	27,603.04	20,190.73	6,800.00	4,675.00	0.00
10	E	400	5--	254900		*CAPITAL OBJECTS	0.00	27,603.04	20,190.73	6,800.00	4,675.00	0.00
10	E	400	---	254---		*MAINTENANCE	907,930.55	187,197.25	153,225.76	263,950.00	278,583.97	0.00
10	E	400	---	-----		*MEDFORD AREA SENIOR HIGH	907,930.55	187,197.25	153,225.76	263,950.00	278,583.97	0.00
10	E	800	320	254000	000	PROPERTY SERVICE	5,680.33	0.00	0.00	0.00	0.00	0.00
10	E	800	327	254000	000	CONSTRUCTION SERVICES	7,550.00	0.00	0.00	0.00	0.00	0.00
10	E	800	342	254000	699	EMPLOYEE TRAVEL	282.56	0.00	0.00	0.00	0.00	0.00
10	E	800	3--	254000		*PURCHASED SERVICES	13,512.89	0.00	0.00	0.00	0.00	0.00
10	E	800	411	254000	000	GENERAL SUPPLIES	3,992.86	0.00	0.00	0.00	31.88	0.00
10	E	800	4--	254000		*NON-CAPITAL OBJECTS	3,992.86	0.00	0.00	0.00	31.88	0.00
10	E	800	940	254000	000	DUES AND FEES	10.00	0.00	0.00	0.00	0.00	0.00
10	E	800	9--	254000		*OTHER EXPENDITURES	10.00	0.00	0.00	0.00	0.00	0.00
10	E	800	310	254100	000	PERSONAL SERVICES	0.00	265.00	265.00	0.00	0.00	0.00
10	E	800	3--	254100		*PURCHASED SERVICES	0.00	265.00	265.00	0.00	0.00	0.00
10	E	800	940	254100	000	DUES AND FEES	0.00	210.00	210.00	0.00	0.00	0.00
10	E	800	9--	254100		*OTHER EXPENDITURES	0.00	210.00	210.00	0.00	0.00	0.00
10	E	800	324	254200	000	NON-TECH REPAIRS & MAINTENAN	2,175.14	33,980.67	13,610.67	22,300.00	0.00	0.00
10	E	800	3--	254200		*PURCHASED SERVICES	2,175.14	33,980.67	13,610.67	22,300.00	0.00	0.00
10	E	800	324	254300	000	NON-TECH REPAIRS & MAINTENAN	0.00	4,198.00	4,198.00	7,825.00	11,250.00	0.00

Fd	T	Loc	Obj	Func	Prj	Obj	2018-19	2019-20	2019-20	2020-21	2020-21	2021-22
							ACTUAL	ACTUAL	EXPENDED	BUDGET	EXPENDED	BUDGET
10	E	800	324	254300	699	NON-TECH REPAIRS & MAINTENAN	0.00	21,875.00	21,875.00	0.00	0.00	0.00
10	E	800	3--	254300		*PURCHASED SERVICES	0.00	26,073.00	26,073.00	7,825.00	11,250.00	0.00
10	E	800	411	254300	000	GENERAL SUPPLIES	0.00	1,408.41	1,408.41	825.00	0.00	0.00
10	E	800	440	254300	000	NON-CAPITAL EQUIPMENT	0.00	1,164.12	1,164.12	0.00	0.00	0.00
10	E	800	4--	254300		*NON-CAPITAL OBJECTS	0.00	2,572.53	2,572.53	825.00	0.00	0.00
10	E	800	940	254300	000	DUES AND FEES	0.00	0.00	0.00	450.00	0.00	0.00
10	E	800	9--	254300		*OTHER EXPENDITURES	0.00	0.00	0.00	450.00	0.00	0.00
10	E	800	440	254600	000	NON-CAPITAL EQUIPMENT	0.00	1,499.00	1,499.00	0.00	0.00	0.00
10	E	800	4--	254600		*NON-CAPITAL OBJECTS	0.00	1,499.00	1,499.00	0.00	0.00	0.00
10	E	800	553	254600	000	EQUIP - F/A ADDITION	0.00	28,567.56	0.00	0.00	0.00	0.00
10	E	800	5--	254600		*CAPITAL OBJECTS	0.00	28,567.56	0.00	0.00	0.00	0.00
10	E	800	---	254---		*MAINTENANCE	19,690.89	93,167.76	44,230.20	31,400.00	11,281.88	0.00
10	E	800	---	-----		*DISTRICT WIDE	19,690.89	93,167.76	44,230.20	31,400.00	11,281.88	0.00
Grand Expense Totals							1,261,862.69	793,926.29	685,614.09	573,700.00	414,844.09	0.00

Number of Accounts: 107

\*\*\*\*\* End of report \*\*\*\*\*

						2021-22			
Fd	T	Loc	Obj	Func	Prj	OPERATIONS			
10	E	100	310	253000	000	OPERATION/PERSONAL SERVICES/	200.00		
						<u>Bdgt Year</u>	<u>Bdgt Type</u>	<u>Budget Detail Description</u>	<u>Amount</u>
						2021-2022	OPERATIONS	Pest Control	200.00
10	E	100	324	253000	000	OPERATION/NON-TECH REPAIRS & MAINTENANCE	11,200.00		
						<u>Bdgt Year</u>	<u>Bdgt Type</u>	<u>Budget Detail Description</u>	<u>Amount</u>
						2021-2022	OPERATIONS	Fire Alarm/Extinguisher - test & inspect	1,000.00
						2021-2022	OPERATIONS	HVAC maintenance/boiler inspections/PM's/software	8,400.00
						2021-2022	OPERATIONS	Kitchen Hood - fire suppression inspection	300.00
						2021-2022	OPERATIONS	Clock & Lock Service	1,250.00
						2021-2022	OPERATIONS	Miscellaneous Services	250.00
10	E	100	329	253000	000	OPERATION/CLEANING SERVICES/	19,800.00		
						<u>Bdgt Year</u>	<u>Bdgt Type</u>	<u>Budget Detail Description</u>	<u>Amount</u>
						2021-2022	OPERATIONS	Snow Removal/Salt	12,350.00
						2021-2022	OPERATIONS	Garbage Removal/Recycling	6,200.00
						2021-2022	OPERATIONS	Miscellaneous Services	1,250.00
10	E	100	348	253000	000	OPERATION/FUEL/	800.00		
						<u>Bdgt Year</u>	<u>Bdgt Type</u>	<u>Budget Detail Description</u>	<u>Amount</u>
						2021-2022	OPERATIONS	Gas, Oil	800.00
10	E	100	3--	253000			32,000.00		
10	E	100	411	253000	000	OPERATION/GENERAL SUPPLIES/	22,550.00		
						<u>Bdgt Year</u>	<u>Bdgt Type</u>	<u>Budget Detail Description</u>	<u>Amount</u>
						2021-2022	OPERATIONS	General Janitorial Supplies	14,200.00
						2021-2022	OPERATIONS	Hardware Supplies/Miscellaneous Parts	1,500.00
						2021-2022	OPERATIONS	Electrical, Plumbing & Filter Supplies	2,250.00
						2021-2022	OPERATIONS	Water Softener Salt	900.00
						2021-2022	OPERATIONS	Replacement batteries for cleaning equipment	1,200.00
						2021-2022	OPERATIONS	Replace filters for air handlers	1,400.00
						2021-2022	OPERATIONS	Lawn Care	1,100.00
10	E	100	4--	253000			22,550.00		
10	E	100	582	253000	000	OPERATION/TECHNOLOGY SOFTWARE/	10,500.00		
						<u>Bdgt Year</u>	<u>Bdgt Type</u>	<u>Budget Detail Description</u>	<u>Amount</u>
						2021-2022	OPERATIONS	Software upgrade for facility HVAC	10,500.00
10	E	100	5--	253000			10,500.00		
10	E	100	940	253000	000	OPERATION/DUES AND FEES/	200.00		
						<u>Bdgt Year</u>	<u>Bdgt Type</u>	<u>Budget Detail Description</u>	<u>Amount</u>
						2021-2022	OPERATIONS	Boiler Inspection Fees	200.00
10	E	100	9--	253000			200.00		
10	E	100	---	-----			65,250.00		
10	E	101	310	253000	000	OPERATION/PERSONAL SERVICES/	100.00		
						<u>Bdgt Year</u>	<u>Bdgt Type</u>	<u>Budget Detail Description</u>	<u>Amount</u>
						2021-2022	OPERATIONS	Pest Control	100.00
10	E	101	324	253000	000	OPERATION/NON-TECH REPAIRS & MAINTENANCE	5,550.00		
						<u>Bdgt Year</u>	<u>Bdgt Type</u>	<u>Budget Detail Description</u>	<u>Amount</u>
						2021-2022	OPERATIONS	Water Testing	1,200.00
						2021-2022	OPERATIONS	HVAC maintenance/boiler inspections/PM's/ software	3,100.00
						2021-2022	OPERATIONS	Fire Alarm/Extinguisher Inspection	250.00
						2021-2022	OPERATIONS	Clock/Lock Service Repair	500.00
						2021-2022	OPERATIONS	Miscellaneous Services	500.00
10	E	101	329	253000	000	OPERATION/CLEANING SERVICES/	11,600.00		
						<u>Bdgt Year</u>	<u>Bdgt Type</u>	<u>Budget Detail Description</u>	<u>Amount</u>
						2021-2022	OPERATIONS	snow Removal/Salt	4,900.00
						2021-2022	OPERATIONS	Garbage Removal/Recycling	4,200.00

			2021-22					
Fd	T Loc	Obj Func	Prj	Fd	T Loc	Obj Func	Prj	OPERATIONS
10	E 101	329	253000 000	(continued)				
10	E 101	329	253000 000	(continued)				
		<u>Bdgt Year</u>	<u>Bdgt Type</u>	<u>Budget Detail Description (continued)</u>			<u>Amount</u>	
		2021-2022	OPERATIONS	Lawn Care			1,500.00	
		2021-2022	OPERATIONS	Miscellaneous Services			1,000.00	
10	E 101	348	253000 000	OPERATION/FUEL/			250.00	
		<u>Bdgt Year</u>	<u>Bdgt Type</u>	<u>Budget Detail Description</u>			<u>Amount</u>	
		2021-2022	OPERATIONS	Gas/Oil - lawn mower & snow blower			250.00	
10	E 101	3--	253000				17,500.00	
10	E 101	411	253000 000	OPERATION/GENERAL SUPPLIES/			13,550.00	
		<u>Bdgt Year</u>	<u>Bdgt Type</u>	<u>Budget Detail Description</u>			<u>Amount</u>	
		2021-2022	OPERATIONS	General Cleaning Supplies			11,500.00	
		2021-2022	OPERATIONS	Water softener salt			500.00	
		2021-2022	OPERATIONS	Hardware/Electrical Miscellaneous Parts			1,250.00	
		2021-2022	OPERATIONS	Miscellaneous			300.00	
10	E 101	4--	253000				13,550.00	
10	E 101	582	253000 000	OPERATION/TECHNOLOGY SOFTWARE/			10,500.00	
		<u>Bdgt Year</u>	<u>Bdgt Type</u>	<u>Budget Detail Description</u>			<u>Amount</u>	
		2021-2022	OPERATIONS	Software upgrade for facility HVAC			10,500.00	
10	E 101	5--	253000				10,500.00	
10	E 101	940	253000 000	OPERATION/DUES AND FEES/			100.00	
		<u>Bdgt Year</u>	<u>Bdgt Type</u>	<u>Budget Detail Description</u>			<u>Amount</u>	
		2021-2022	OPERATIONS	Boiler Inspection Fees			100.00	
10	E 101	9--	253000				100.00	
10	E 101	---	-----				41,650.00	
10	E 200	310	253000 000	OPERATION/PERSONAL SERVICES/			200.00	
		<u>Bdgt Year</u>	<u>Bdgt Type</u>	<u>Budget Detail Description</u>			<u>Amount</u>	
		2021-2022	OPERATIONS	Pest Control			200.00	
10	E 200	324	253000 000	OPERATION/NON-TECH REPAIRS & MAINTENANCE			8,400.00	
		<u>Bdgt Year</u>	<u>Bdgt Type</u>	<u>Budget Detail Description</u>			<u>Amount</u>	
		2021-2022	OPERATIONS	HVAC maintenance/boiler inspections/PM's/software			6,300.00	
		2021-2022	OPERATIONS	Clocks & Lock Service Repair			800.00	
		2021-2022	OPERATIONS	Fire Alarm/Extinguisher - test and inspect			750.00	
		2021-2022	OPERATIONS	Kitchen Hood - fire suppression inspection			300.00	
		2021-2022	OPERATIONS	Miscellaneous Services			250.00	
10	E 200	329	253000 000	OPERATION/CLEANING SERVICES/			14,550.00	
		<u>Bdgt Year</u>	<u>Bdgt Type</u>	<u>Budget Detail Description</u>			<u>Amount</u>	
		2021-2022	OPERATIONS	Snow Removal/Salt			7,200.00	
		2021-2022	OPERATIONS	Garbage Removal/Recycling			6,600.00	
		2021-2022	OPERATIONS	Miscellaneous Services			750.00	
10	E 200	348	253000 000	OPERATION/FUEL/			700.00	
		<u>Bdgt Year</u>	<u>Bdgt Type</u>	<u>Budget Detail Description</u>			<u>Amount</u>	
		2021-2022	OPERATIONS	Gas, Oil - mower & snow blower			700.00	
10	E 200	3--	253000				23,850.00	
10	E 200	411	253000 000	OPERATION/GENERAL SUPPLIES/			30,300.00	
		<u>Bdgt Year</u>	<u>Bdgt Type</u>	<u>Budget Detail Description</u>			<u>Amount</u>	
		2021-2022	OPERATIONS	General Janitorial Supplies			15,250.00	
		2021-2022	OPERATIONS	Hardware supplies/miscellaneous parts			3,200.00	
		2021-2022	OPERATIONS	Electrical, plumbing, filter supplies			2,750.00	
		2021-2022	OPERATIONS	Water softener salt			1,200.00	
		2021-2022	OPERATIONS	HVAC replacement air filters			5,200.00	

										2021-22				
Fd	T	Loc	Obj	Func	Prj	Fd	T	Loc	Obj	Func	Prj	OPERATIONS		
10	E	200	411	253000	000	(continued)								
10	E	200	411	253000	000	(continued)								
												<u>Budget Detail Description (continued)</u>	<u>Amount</u>	
												2021-2022 OPERATIONS	Replacement batteries for cleaning equipment	1,200.00
												2021-2022 OPERATIONS	Lawn care	1,500.00
10	E	200	4--	253000									30,300.00	
10	E	200	582	253000	000	OPERATION/TECHNOLOGY SOFTWARE/						10,500.00		
												<u>Budget Detail Description</u>	<u>Amount</u>	
												2021-2022 OPERATIONS	Software upgrade for facility HVAC	10,500.00
10	E	200	5--	253000									10,500.00	
10	E	200	940	253000	000	OPERATION/DUES AND FEES/						300.00		
												<u>Budget Detail Description</u>	<u>Amount</u>	
												2021-2022 OPERATIONS	Boiler Inspection Fees	300.00
10	E	200	9--	253000									300.00	
10	E	200	---	-----									64,950.00	
10	E	400	310	253000	000	OPERATION/PERSONAL SERVICES/						1,800.00		
												<u>Budget Detail Description</u>	<u>Amount</u>	
												2021-2022 OPERATIONS	Pest Control	200.00
												2021-2022 OPERATIONS	Training and conferences	1,600.00
10	E	400	324	253000	000	OPERATION/NON-TECH REPAIRS & MAINTENANCE						13,450.00		
												<u>Budget Detail Description</u>	<u>Amount</u>	
												2021-2022 OPERATIONS	Clock & Lock Service	1,250.00
												2021-2022 OPERATIONS	HVAC maintenance/boiler inspections/PM's/software	8,200.00
												2021-2022 OPERATIONS	Vehicle Repair/Maintenance	3,000.00
												2021-2022 OPERATIONS	Fire Alarm/Extinguisher - test & inspect	500.00
												2021-2022 OPERATIONS	Miscellaneous Services	500.00
10	E	400	329	253000	000	OPERATION/CLEANING SERVICES/						25,650.00		
												<u>Budget Detail Description</u>	<u>Amount</u>	
												2021-2022 OPERATIONS	Snow Removal/Salt	13,800.00
												2021-2022 OPERATIONS	Garbage/Recycling	8,100.00
												2021-2022 OPERATIONS	Athletic events porta potties	1,750.00
												2021-2022 OPERATIONS	Miscellaneous Services	2,000.00
10	E	400	348	253000	000	OPERATION/FUEL/						2,250.00		
												<u>Budget Detail Description</u>	<u>Amount</u>	
												2021-2022 OPERATIONS	Gas, Oil - mower & snowblower	2,250.00
10	E	400	3--	253000									43,150.00	
10	E	400	411	253000	000	OPERATION/GENERAL SUPPLIES/						51,540.00		
												<u>Budget Detail Description</u>	<u>Amount</u>	
												2021-2022 OPERATIONS	General Janitorial Supplies	18,500.00
												2021-2022 OPERATIONS	Pool Supplies & Chemicals	19,040.00
												2021-2022 OPERATIONS	District Wide Fertilizer & MASH Lawn care	4,900.00
												2021-2022 OPERATIONS	Hardware/electrical/lighting Miscellaneous	3,650.00
												2021-2022 OPERATIONS	Replacement batteries for cleaning equipment	1,350.00
												2021-2022 OPERATIONS	Filters	2,100.00
												2021-2022 OPERATIONS	Miscellaneous	2,000.00
10	E	400	4--	253000									51,540.00	
10	E	400	563	253000	000	OPERATION/EQUIP - F/A REPLACEMENT/						7,500.00		
												<u>Budget Detail Description</u>	<u>Amount</u>	
												2021-2022 OPERATIONS	Upgrade control panels for software upgrade	7,500.00
10	E	400	582	253000	000	OPERATION/TECHNOLOGY SOFTWARE/						10,500.00		

			2021-22		
<u>Fd T Loc Obj Func</u>	<u>Prj</u>	<u>Fd T Loc Obj Func</u>	<u>Prj</u>	<u>OPERATIONS</u>	
10 E 400 582 253000 000		(continued)			
10 E 400 582 253000 000		(continued)			
<u>Bdgt Year</u>	<u>Bdgt Type</u>	<u>Budget Detail Description</u>		<u>Amount</u>	
2021-2022	OPERATIONS	Software upgrade for facility HVAC		10,500.00	
10 E 400 5-- 253000				18,000.00	
10 E 400 940 253000 000		OPERATION/DUES AND FEES/		1,210.00	
<u>Bdgt Year</u>	<u>Bdgt Type</u>	<u>Budget Detail Description</u>		<u>Amount</u>	
2021-2022	OPERATIONS	Elevator Permits		350.00	
2021-2022	OPERATIONS	Boiler Permits		160.00	
2021-2022	OPERATIONS	Boiler & Elevator Inspection Fees		450.00	
2021-2022	OPERATIONS	Dept. of Health License Renewal		250.00	
10 E 400 9-- 253000				1,210.00	
10 E 400 --- -----				113,900.00	
10 E 800 324 253000 000		OPERATION/NON-TECH REPAIRS & MAINTENANCE		2,550.00	
<u>Bdgt Year</u>	<u>Bdgt Type</u>	<u>Budget Detail Description</u>		<u>Amount</u>	
2021-2022	OPERATIONS	Vehicle Repairs & Maintenance		2,250.00	
2021-2022	OPERATIONS	Fire Inspection and Repair		300.00	
10 E 800 329 253000 000		OPERATION/CLEANING SERVICES/		3,650.00	
<u>Bdgt Year</u>	<u>Bdgt Type</u>	<u>Budget Detail Description</u>		<u>Amount</u>	
2021-2022	OPERATIONS	Snow Removal/Salt & Sand		1,500.00	
2021-2022	OPERATIONS	Recycling of lamps/batteries/ballast		900.00	
2021-2022	OPERATIONS	Miscellaneous		1,250.00	
10 E 800 331 253000 000		OPERATION/GAS FOR HEAT/		114,000.00	
<u>Bdgt Year</u>	<u>Bdgt Type</u>	<u>Budget Detail Description</u>		<u>Amount</u>	
2021-2022	OPERATIONS	Gas - District Wide		114,000.00	
10 E 800 336 253000 000		OPERATION/ELECTRICITY OTHER THAN HEAT/		202,750.00	
<u>Bdgt Year</u>	<u>Bdgt Type</u>	<u>Budget Detail Description</u>		<u>Amount</u>	
2021-2022	OPERATIONS	Electricity - District Wide		202,750.00	
10 E 800 337 253000 000		OPERATION/WATER SERVICE/		16,500.00	
<u>Bdgt Year</u>	<u>Bdgt Type</u>	<u>Budget Detail Description</u>		<u>Amount</u>	
2021-2022	OPERATIONS	Water Service - District Wide		16,500.00	
10 E 800 338 253000 000		OPERATION/SEWERAGE SERVICE/		25,800.00	
<u>Bdgt Year</u>	<u>Bdgt Type</u>	<u>Budget Detail Description</u>		<u>Amount</u>	
2021-2022	OPERATIONS	Sewerage Service - District Wide		25,800.00	
10 E 800 348 253000 000		OPERATION/FUEL/		6,250.00	
<u>Bdgt Year</u>	<u>Bdgt Type</u>	<u>Budget Detail Description</u>		<u>Amount</u>	
2021-2022	OPERATIONS	Fuel		6,250.00	
10 E 800 386 253000 000		OPERATION/PAYMENT TO CESA/		4,000.00	
<u>Bdgt Year</u>	<u>Bdgt Type</u>	<u>Budget Detail Description</u>		<u>Amount</u>	
2021-2022	OPERATIONS	CESA		4,000.00	
10 E 800 3-- 253000				375,500.00	
10 E 800 411 253000 000		OPERATION/GENERAL SUPPLIES/		2,500.00	
<u>Bdgt Year</u>	<u>Bdgt Type</u>	<u>Budget Detail Description</u>		<u>Amount</u>	
2021-2022	OPERATIONS	Supplies		2,500.00	
10 E 800 4-- 253000				2,500.00	
10 E 800 940 253000 000		OPERATION/DUES AND FEES/		750.00	
<u>Bdgt Year</u>	<u>Bdgt Type</u>	<u>Budget Detail Description</u>		<u>Amount</u>	
2021-2022	OPERATIONS	License & Titles		450.00	
2021-2022	OPERATIONS	Permits for boilers/elevators		300.00	
10 E 800 9-- 253000				750.00	
10 E 800 --- -----				378,750.00	

								2021-22				
<u>Fd</u>	<u>T</u>	<u>Loc</u>	<u>Obj</u>	<u>Func</u>	<u>Prj</u>	<u>Fd</u>	<u>T</u>	<u>Loc</u>	<u>Obj</u>	<u>Func</u>	<u>Prj</u>	<u>OPERATIONS</u>
Grand Expense Totals												664,500.00

Number of Accounts: 39

\*\*\*\*\* End of report \*\*\*\*\*

**Medford Area Elementary School  
2021 - 2022 Budget Request Summary  
Operations - 253000**

<b>310</b>	<b>Personal Services</b>	
	Pest Control	\$ 200.00
	<b>Total</b>	<b>\$ 200.00</b>
<b>324</b>	<b>Non-Tech Related Repairs/Maintenance</b>	
	Fire Alarm/Extinguisher - test and inspect	\$ 1,000.00
	HVAC maintenance/boiler inspections/PM's/Software	\$ 8,400.00
	Kitchen Hood - fire suppression inspection	\$ 300.00
	Clock & Lock Service	\$ 1,250.00
	Miscellaneous Services	\$ 250.00
	<b>Total</b>	<b>\$ 11,200.00</b>
<b>329</b>	<b>Cleaning Services</b>	
	Snow Removal / Salt	\$ 12,350.00
	Garbage Removal / Recycling	\$ 6,200.00
	Miscellaneous Services	\$ 1,250.00
	<b>Total</b>	<b>\$ 19,800.00</b>
<b>348</b>	<b>Vehicle Fuel</b>	
	Gas, Oil	\$ 800.00
	<b>Total</b>	<b>\$ 800.00</b>
<b>411</b>	<b>General Supplies</b>	
	General Janitorial Supplies	\$ 14,200.00
	Hardware Supplies/Miscellaneous Parts	\$ 1,500.00
	Electrical, Plumbing and Filter Supplies	\$ 2,250.00
	Water Softener Salt	\$ 900.00
	Replacement batteries for cleaning equipment	\$ 1,200.00
	Replace filters for air handlers	\$ 1,400.00
	Lawn Care	\$ 1,100.00
	<b>Total</b>	<b>\$ 22,550.00</b>
<b>582</b>	<b>Technology Software</b>	
	Software upgrade for facility HVAC	\$ 10,500.00
	<b>Total</b>	<b>\$ 10,500.00</b>
<b>940</b>	<b>Dues and Fees</b>	
	Boiler Inspection Fees	\$ 200.00
	<b>Total</b>	<b>\$ 200.00</b>

**Total Operations Budget**

**\$ 65,250.00**



**Stetsonville Elementary School**  
**2021 - 2022 Budget Request Summary**  
**Operations - 253000**

<b>310</b>	<b>Personal Services</b>	
	Pest Control	\$ 100.00
	<b>Total</b>	<b>\$ 100.00</b>
<b>324</b>	<b>Non-Tech Related Repairs/Maintenance</b>	
	Water Testing	\$ 1,200.00
	HVAC maintenance/boiler inspections/PM's/software	\$ 3,100.00
	Fire Alarm/Extinguisher Inspection	\$ 250.00
	Clock/Lock Service Repair	\$ 500.00
	Miscellaneous Services	\$ 500.00
	<b>Total</b>	<b>\$ 5,550.00</b>
<b>329</b>	<b>Cleaning Services</b>	
	Snow Removal/Salt	\$ 4,900.00
	Garbage Removal/Recycling	\$ 4,200.00
	Lawn Care	\$ 1,500.00
	Miscellaneous Services	\$ 1,000.00
	<b>Total</b>	<b>\$ 11,600.00</b>
<b>348</b>	<b>Vehicle Fuel</b>	
	Gas/Oil - lawn mower & snow blower	\$ 250.00
	<b>Total</b>	<b>\$ 250.00</b>
<b>411</b>	<b>General Supplies</b>	
	General Cleaning Supplies	\$ 11,500.00
	Water Softener Salt	\$ 500.00
	Hardware/Electrical Misc Parts	\$ 1,250.00
	Miscellaneous	\$ 300.00
	<b>Total</b>	<b>\$ 13,550.00</b>
<b>582</b>	<b>Technology Software</b>	
	Software upgrade for facility HVAC	\$ 10,500.00
	<b>Total</b>	<b>\$ 10,500.00</b>
<b>940</b>	<b>Dues and Fees</b>	
	Boiler Inspection Fees	\$ 100.00
	<b>Total</b>	<b>\$ 100.00</b>

**Total Operations Budget**

**\$41,650.00**

**Medford Area Middle School**  
**2021 - 2022 Budget Request Summary**  
**Operations - 253000**

<b>310</b>	<b>Personal Services</b>	
	Pest Control	\$ 200.00
	<b>Total</b>	<b><u>\$ 200.00</u></b>
<b>324</b>	<b>Non-Tech Related Repairs/Maintenance</b>	
	HVAC maintenance/boiler inspections/PM's/software	\$ 6,300.00
	Clocks & Lock Service Repair	\$ 800.00
	Fire Alarm/Extinguisher - test and inspect	\$ 750.00
	Kitchen Hood - fire suppression inspection	\$ 300.00
	Miscellaneous Services	\$ 250.00
	<b>Total</b>	<b><u>\$ 8,400.00</u></b>
<b>329</b>	<b>Cleaning Services</b>	
	Snow Removal/Salt	\$ 7,200.00
	Garbage Removal / Recycling	\$ 6,600.00
	Miscellaneous Services	\$ 750.00
	<b>Total</b>	<b><u>\$ 14,550.00</u></b>
<b>348</b>	<b>Vehicle Fuel</b>	
	Gas, Oil - mower & snow blower	\$ 700.00
	<b>Total</b>	<b><u>\$ 700.00</u></b>
<b>411</b>	<b>General Supplies</b>	
	General Janitorial Supplies	\$ 15,250.00
	Hardware supplies/miscellaneous parts	\$ 3,200.00
	Electrical,plumbing, filter supplies	\$ 2,750.00
	Water Softener Salt	\$ 1,200.00
	HVAC replacement air filters	\$ 5,200.00
	Replacement batteries for cleaning equipment	\$ 1,200.00
	Lawn care	\$ 1,500.00
	<b>Total</b>	<b><u>\$ 30,300.00</u></b>
<b>582</b>	<b>Technology Software</b>	
	Software upgrade for facility HVAC	\$ 10,500.00
	<b>Total</b>	<b><u>\$ 10,500.00</u></b>
<b>940</b>	<b>Dues and Fees</b>	
	Boiler Inspection Fees	\$ 300.00
	<b>Total</b>	<b><u>\$ 300.00</u></b>

**Total Operations Budget**

**\$64,950.00**

**Medford Area Senior High**  
**2021 - 2022 Budget Request Summary**  
**Operations - 253000**

<b>310</b>	<b>Personal Services</b>	
	Pest Control	\$ 200.00
	Training and conferences	\$ 1,600.00
	<b>Total</b>	<b>\$ 1,800.00</b>
<b>324</b>	<b>Non-Tech Related Repairs/Maintenance</b>	
	Clock & Lock Service	\$ 1,250.00
	HVAC maintenance/boiler inspections/PM's/software	\$ 8,200.00
	Vehicle Repair/Maintenance	\$ 3,000.00
	Fire Alarm/Extinguisher - test and inspect	\$ 500.00
	Miscellaneous Services	\$ 500.00
	<b>Total</b>	<b>\$ 13,450.00</b>
<b>329</b>	<b>Cleaning Services</b>	
	Snow Removal/Salt	\$ 13,800.00
	Garbage/Recycling	\$ 8,100.00
	Athletic events porta potties	\$ 1,750.00
	Miscellaneous Services	\$ 2,000.00
	<b>Total</b>	<b>\$ 25,650.00</b>
<b>348</b>	<b>Vehicle Fuel</b>	
	Gas, Oil - mower & snow blower	\$ 2,250.00
	<b>Total</b>	<b>\$ 2,250.00</b>
<b>411</b>	<b>General Supplies</b>	
	General Janitorial Supplies	\$ 18,500.00
	Pool Supplies & Chemicals	\$ 19,040.00
	District Wide Fertilizer & MASH Lawncare	\$ 4,900.00
	Hardware/Electrical/Lighting Misc	\$ 3,650.00
	Replacement batteries for cleaning equipment	\$ 1,350.00
	Filters	\$ 2,100.00
	Miscellaneous	\$ 2,000.00
	<b>Total</b>	<b>\$ 51,540.00</b>
<b>563</b>	<b>Non-Capital Equipment</b>	
	Upgrade control panels for software upgrade	\$ 7,500.00
	<b>Total</b>	<b>\$ 7,500.00</b>
<b>582</b>	<b>Technology Software</b>	
	Software upgrade for facility HVAC	\$ 10,500.00
	<b>Total</b>	<b>\$ 10,500.00</b>
<b>940</b>	<b>Dues &amp; Fees</b>	
	Elevator Permit	\$ 350.00
	Boiler Permits	\$ 160.00
	Boiler and Elevator Inspection Fees	\$ 450.00
	Dept. of Health License Renewal	\$ 250.00
	<b>Total</b>	<b>\$ 1,210.00</b>

**Total Operations Budget**

**\$ 113,900.00**

**Medford Area Public School District Office & School Forest  
2021 - 2022 Budget Request Summary  
Operations - 253000**

<b>324</b>	<b>Non-Tech Related Repairs/Maintenance</b>	
	Vehicle Repairs/Maintenance	\$ 2,250.00
	Fire Inspection and Repair	\$ 300.00
	<b>Total</b>	<b><u>\$ 2,550.00</u></b>
<b>329</b>	<b>Cleaning Services</b>	
	Snow Removal / Salt & Sand	\$ 1,500.00
	Recycling of lamps/batteries/ballast	\$ 900.00
	Miscellaneous	\$ 1,250.00
	<b>Total</b>	<b><u>\$ 3,650.00</u></b>
<b>331</b>	<b>Gas For Heat</b>	
	Gas - District Wide	\$ 114,000.00
	<b>Total</b>	<b><u>\$ 114,000.00</u></b>
<b>336</b>	<b>Electricity Other Than Heat</b>	
	Electricity - District Wide	\$ 202,750.00
	<b>Total</b>	<b><u>\$ 202,750.00</u></b>
<b>337</b>	<b>Water Service</b>	
	Water Service - District Wide	\$ 16,500.00
	<b>Total</b>	<b><u>\$ 16,500.00</u></b>
<b>338</b>	<b>Sewerage Service</b>	
	Sewerage Service - District Wide	\$ 25,800.00
	<b>Total</b>	<b><u>\$ 25,800.00</u></b>
<b>348</b>	<b>Fuel</b>	
	Fuel	\$ 6,250.00
	<b>Total</b>	<b><u>\$ 6,250.00</u></b>
<b>386</b>	<b>Payment to CESA</b>	
	CESA	\$ 4,000.00
	<b>Total</b>	<b><u>\$ 4,000.00</u></b>
<b>411</b>	<b>General Supplies</b>	
	Supplies	\$ 2,500.00
	<b>Total</b>	<b><u>\$ 2,500.00</u></b>
<b>940</b>	<b>Dues and Fees</b>	
	License & Titles	\$ 450.00
	Permits for boilers/elevators	\$ 300.00
	<b>Total</b>	<b><u>\$ 750.00</u></b>

**Total Operations Budget**

**\$ 378,750.00**

**Medford Area Public School District  
2021 - 2022 Budget Total Consolidation  
Operations - 253000**

<b>Total DO Operations Budget</b>	<b>\$</b>	<b>378,750.00</b>
<b>Total MAES Operations Budget</b>	<b>\$</b>	<b>65,250.00</b>
<b>Total SES Operations Budget</b>	<b>\$</b>	<b>41,650.00</b>
<b>Total MAMS Operations Budget</b>	<b>\$</b>	<b>64,950.00</b>
<b>Total MASH Operations Budget</b>	<b>\$</b>	<b><u>113,900.00</u></b>
 <b>Total District Operations Budget</b>		 <b><u><u>\$664,500.00</u></u></b>

Fd	T	Loc	Obj	Func	Prj	Obj	2018-19	2019-20	2019-20	2020-21	2020-21	2021-22
							ACTUAL	ACTUAL	EXPENDED	BUDGET	EXPENDED	BUDGET
10	E	100	310	253000	000	PERSONAL SERVICES	0.00	1,055.52	0.00	0.00	225.00	0.00
10	E	100	320	253000	000	PROPERTY SERVICE	19,305.45	0.00	0.00	0.00	0.00	0.00
10	E	100	324	253000	000	NON-TECH REPAIRS & MAINTENAN	987.25	18,353.96	16,260.47	11,400.00	12,254.98	0.00
10	E	100	324	253000	699	NON-TECH REPAIRS & MAINTENAN	0.00	1,108.75	0.00	0.00	0.00	0.00
10	E	100	329	253000	000	CLEANING SERVICES	551.76	1,648.07	1,408.07	19,800.00	1,580.00	0.00
10	E	100	342	253000	000	EMPLOYEE TRAVEL	133.38	92.28	80.52	0.00	36.86	0.00
10	E	100	348	253000	000	FUEL	128.68	636.51	619.15	800.00	24.09	0.00
10	E	100	355	253000	000	TELEPHONE	120.00	120.00	120.00	0.00	120.00	0.00
10	E	100	3--	253000		*PURCHASED SERVICES	21,226.52	23,015.09	18,488.21	32,000.00	14,240.93	0.00
10	E	100	411	253000	000	GENERAL SUPPLIES	28,043.70	36,963.51	26,517.75	22,550.00	20,759.99	0.00
10	E	100	420	253000	000	APPAREL	102.00	234.40	234.40	0.00	136.00	0.00
10	E	100	440	253000	000	NON-CAPITAL EQUIPMENT	630.28	413.66	170.16	0.00	1,041.48	0.00
10	E	100	4--	253000		*NON-CAPITAL OBJECTS	28,775.98	37,611.57	26,922.31	22,550.00	21,937.47	0.00
10	E	100	551	253000	000	EQUIP ADDITION - NON-F/A	953.40	0.00	0.00	0.00	0.00	0.00
10	E	100	5--	253000		*CAPITAL OBJECTS	953.40	0.00	0.00	0.00	0.00	0.00
10	E	100	940	253000	000	DUES AND FEES	0.00	250.00	250.00	200.00	250.00	0.00
10	E	100	9--	253000		*OTHER EXPENDITURES	0.00	250.00	250.00	200.00	250.00	0.00
10	E	100	---	-----		*MEDFORD AREA ELEMENTARY SCH	50,955.90	60,876.66	45,660.52	54,750.00	36,428.40	0.00
10	E	101	310	253000	000	PERSONAL SERVICES	1,200.00	577.63	80.00	0.00	0.00	0.00
10	E	101	320	253000	000	PROPERTY SERVICE	12,605.75	0.00	0.00	0.00	0.00	0.00
10	E	101	324	253000	000	NON-TECH REPAIRS & MAINTENAN	259.06	19,648.14	11,489.16	5,650.00	9,893.35	0.00
10	E	101	324	253000	699	NON-TECH REPAIRS & MAINTENAN	0.00	1,108.75	0.00	0.00	0.00	0.00
10	E	101	329	253000	000	CLEANING SERVICES	157.65	487.67	417.67	11,600.00	600.00	0.00
10	E	101	342	253000	000	EMPLOYEE TRAVEL	27.46	149.50	89.86	0.00	42.18	0.00
10	E	101	348	253000	000	FUEL	275.59	153.40	127.45	250.00	46.47	0.00
10	E	101	355	253000	000	TELEPHONE	120.00	120.00	120.00	0.00	120.00	0.00
10	E	101	3--	253000		*PURCHASED SERVICES	14,645.51	22,245.09	12,324.14	17,500.00	10,702.00	0.00
10	E	101	411	253000	000	GENERAL SUPPLIES	8,882.75	18,157.61	13,216.34	13,550.00	3,510.12	0.00
10	E	101	420	253000	000	APPAREL	0.00	0.00	0.00	0.00	85.60	0.00
10	E	101	440	253000	000	NON-CAPITAL EQUIPMENT	197.94	1,482.90	1,482.90	0.00	0.00	0.00
10	E	101	4--	253000		*NON-CAPITAL OBJECTS	9,080.69	19,640.51	14,699.24	13,550.00	3,595.72	0.00
10	E	101	551	253000	000	EQUIP ADDITION - NON-F/A	1,261.58	0.00	0.00	0.00	0.00	0.00
10	E	101	571	253000	000	EQUIPMENT RENTAL	450.00	0.00	0.00	0.00	0.00	0.00

Fd	T	Loc	Obj	Func	Prj	Obj	2018-19	2019-20	2019-20	2020-21	2020-21	2021-22
							ACTUAL	ACTUAL	EXPENDED	BUDGET	EXPENDED	BUDGET
10	E	101	5--	253000		*CAPITAL OBJECTS	1,711.58	0.00	0.00	0.00	0.00	0.00
10	E	101	940	253000	000	DUES AND FEES	0.00	254.95	254.95	100.00	250.00	0.00
10	E	101	9--	253000		*OTHER EXPENDITURES	0.00	254.95	254.95	100.00	250.00	0.00
10	E	101	---	-----		*STETSONVILLE ELEMENTARY SCH	25,437.78	42,140.55	27,278.33	31,150.00	14,547.72	0.00
10	E	200	310	253000	000	PERSONAL SERVICES	0.00	175.00	0.00	0.00	0.00	0.00
10	E	200	320	253000	000	PROPERTY SERVICE	17,472.03	0.00	0.00	0.00	0.00	0.00
10	E	200	324	253000	000	NON-TECH REPAIRS & MAINTENAN	452.30	32,842.55	17,496.00	8,600.00	14,712.90	0.00
10	E	200	324	253000	699	NON-TECH REPAIRS & MAINTENAN	0.00	22,050.30	0.00	0.00	0.00	0.00
10	E	200	325	253000	000	VEHICLE & EQUIPMENT RENTAL	150.00	0.00	0.00	0.00	0.00	0.00
10	E	200	329	253000	000	CLEANING SERVICES	380.30	1,090.33	930.33	14,550.00	1,515.00	0.00
10	E	200	348	253000	000	FUEL	227.65	618.61	618.61	700.00	141.31	0.00
10	E	200	3--	253000		*PURCHASED SERVICES	18,682.28	56,776.79	19,044.94	23,850.00	16,369.21	0.00
10	E	200	411	253000	000	GENERAL SUPPLIES	28,479.84	45,373.13	29,191.46	30,300.00	12,015.16	0.00
10	E	200	420	253000	000	APPAREL	475.00	208.70	208.70	0.00	268.80	0.00
10	E	200	440	253000	000	NON-CAPITAL EQUIPMENT	144.01	1,238.10	798.11	0.00	63.70	0.00
10	E	200	4--	253000		*NON-CAPITAL OBJECTS	29,098.85	46,819.93	30,198.27	30,300.00	12,347.66	0.00
10	E	200	940	253000	000	DUES AND FEES	100.00	250.00	250.00	300.00	250.00	0.00
10	E	200	9--	253000		*OTHER EXPENDITURES	100.00	250.00	250.00	300.00	250.00	0.00
10	E	200	---	-----		*MEDFORD AREA MIDDLE SCHOOL	47,881.13	103,846.72	49,493.21	54,450.00	28,966.87	0.00
10	E	400	310	253000	000	PERSONAL SERVICES	570.00	0.00	0.00	1,600.00	130.00	0.00
10	E	400	310	253000	980	PERSONAL SERVICES	0.00	375.00	375.00	0.00	0.00	0.00
10	E	400	320	253000	000	PROPERTY SERVICE	51,486.05	0.00	0.00	0.00	0.00	0.00
10	E	400	320	253000	980	PROPERTY SERVICE	538.28	0.00	0.00	0.00	0.00	0.00
10	E	400	324	253000	000	NON-TECH REPAIRS & MAINTENAN	2,841.12	52,454.60	31,168.18	13,650.00	24,905.68	0.00
10	E	400	324	253000	699	NON-TECH REPAIRS & MAINTENAN	0.00	33,692.54	0.00	0.00	0.00	0.00
10	E	400	324	253000	980	NON-TECH REPAIRS & MAINTENAN	0.00	2,383.90	2,383.90	0.00	0.00	0.00
10	E	400	325	253000	000	VEHICLE & EQUIPMENT RENTAL	708.00	1,000.00	1,000.00	0.00	192.50	0.00
10	E	400	329	253000	000	CLEANING SERVICES	1,026.76	3,853.97	3,431.47	25,650.00	5,793.02	0.00
10	E	400	342	253000	000	EMPLOYEE TRAVEL	271.34	24.63	24.63	0.00	0.00	0.00
10	E	400	348	253000	000	FUEL	8,332.76	3,309.17	3,142.77	2,250.00	2,617.07	0.00
10	E	400	3--	253000		*PURCHASED SERVICES	65,774.31	97,093.81	41,525.95	43,150.00	33,638.27	0.00
10	E	400	411	253000	000	GENERAL SUPPLIES	55,661.68	89,151.75	49,359.37	51,540.00	35,815.07	0.00

Fd	T	Loc	Obj	Func	Prj	Obj	2018-19	2019-20	2019-20	2020-21	2020-21	2021-22
							ACTUAL	ACTUAL	EXPENDED	BUDGET	EXPENDED	BUDGET
10	E	400	411	253000	980	GENERAL SUPPLIES	9,411.54	14,838.16	14,088.16	0.00	10,971.00	0.00
10	E	400	420	253000	000	APPAREL	438.00	357.80	357.80	0.00	496.20	0.00
10	E	400	440	253000	000	NON-CAPITAL EQUIPMENT	2,268.23	2,290.67	2,133.92	0.00	5,629.30	0.00
10	E	400	4--	253000		*NON-CAPITAL OBJECTS	67,779.45	106,638.38	65,939.25	51,540.00	52,911.57	0.00
10	E	400	551	253000	000	EQUIP ADDITION - NON-F/A	3,785.52	0.00	0.00	0.00	0.00	0.00
10	E	400	571	253000	000	EQUIPMENT RENTAL	4,128.82	270.00	270.00	0.00	0.00	0.00
10	E	400	5--	253000		*CAPITAL OBJECTS	7,914.34	270.00	270.00	0.00	0.00	0.00
10	E	400	940	253000	000	DUES AND FEES	290.00	600.00	660.00	1,210.00	425.00	0.00
10	E	400	940	253000	980	DUES AND FEES	250.00	165.00	0.00	0.00	0.00	0.00
10	E	400	9--	253000		*OTHER EXPENDITURES	540.00	765.00	660.00	1,210.00	425.00	0.00
10	E	400	---	-----		*MEDFORD AREA SENIOR HIGH	142,008.10	204,767.19	108,395.20	95,900.00	86,974.84	0.00
10	E	510	411	253000	160	GENERAL SUPPLIES	0.00	0.00	0.00	0.00	1,350.00	0.00
10	E	510	440	253000	160	NON-CAPITAL EQUIPMENT	0.00	0.00	0.00	0.00	3,552.31	0.00
10	E	510	4--	253000		*NON-CAPITAL OBJECTS	0.00	0.00	0.00	0.00	4,902.31	0.00
10	E	510	---	-----		*HOLY ROSARY	0.00	0.00	0.00	0.00	4,902.31	0.00
10	E	520	411	253000	160	GENERAL SUPPLIES	0.00	0.00	0.00	0.00	1,579.77	0.00
10	E	520	420	253000	160	APPAREL	0.00	0.00	0.00	0.00	55.84	0.00
10	E	520	4--	253000		*NON-CAPITAL OBJECTS	0.00	0.00	0.00	0.00	1,635.61	0.00
10	E	520	---	-----		*IMMANUEL LUTHERAN SCHOOL	0.00	0.00	0.00	0.00	1,635.61	0.00
10	E	800	310	253000	000	PERSONAL SERVICES	525.00	275.05	275.05	0.00	0.00	0.00
10	E	800	320	253000	000	PROPERTY SERVICE	4,036.96	0.00	0.00	0.00	0.00	0.00
10	E	800	324	253000	000	NON-TECH REPAIRS & MAINTENAN	189.63	3,716.46	2,208.50	2,550.00	342.30	0.00
10	E	800	324	253000	699	NON-TECH REPAIRS & MAINTENAN	0.00	6,298.66	0.00	0.00	0.00	0.00
10	E	800	325	253000	000	VEHICLE & EQUIPMENT RENTAL	0.00	1,508.00	0.00	0.00	0.00	0.00
10	E	800	325	253000	160	VEHICLE & EQUIPMENT RENTAL	0.00	0.00	0.00	0.00	1,040.00	0.00
10	E	800	329	253000	000	CLEANING SERVICES	0.00	180.00	145.00	3,650.00	893.00	0.00
10	E	800	331	253000	000	GAS FOR HEAT	95,666.64	72,925.09	58,064.35	114,000.00	51,865.04	0.00
10	E	800	336	253000	000	ELECTRICITY OTHER THAN HEAT	196,282.18	175,404.64	132,238.14	202,750.00	109,833.98	0.00
10	E	800	337	253000	000	WATER SERVICE	21,791.65	20,413.85	15,090.30	22,000.00	11,838.81	0.00
10	E	800	338	253000	000	SEWERAGE SERVICE	27,993.93	25,266.54	22,818.71	27,000.00	18,518.46	0.00
10	E	800	342	253000	000	EMPLOYEE TRAVEL	266.41	246.00	246.00	0.00	0.00	0.00
10	E	800	348	253000	000	FUEL	3,169.20	5,859.12-	1,410.03	6,250.00	1,849.08-	0.00



Fd	T	Loc	Obj	Func	Prj	Obj	2018-19	2019-20	2019-20	2020-21	2020-21	2021-22
							ACTUAL	ACTUAL	EXPENDED	BUDGET	EXPENDED	BUDGET
10	E	800	386	253000	000	PAYMENT TO CESA	4,326.00	4,444.00	3,433.00	4,165.00	3,523.75	0.00
10	E	800	3--	253000		*PURCHASED SERVICES	354,247.60	304,819.17	235,929.08	382,365.00	196,006.26	0.00
10	E	800	411	253000	000	GENERAL SUPPLIES	927.60	2,282.14	1,472.33	2,500.00	1,185.26	0.00
10	E	800	411	253000	160	GENERAL SUPPLIES	0.00	0.00	0.00	271,296.00	31,202.26	0.00
10	E	800	420	253000	160	APPAREL	0.00	0.00	0.00	0.00	21,299.83	0.00
10	E	800	440	253000	000	NON-CAPITAL EQUIPMENT	0.00	621.00	621.00	0.00	159.99	0.00
10	E	800	440	253000	160	NON-CAPITAL EQUIPMENT	0.00	0.00	0.00	0.00	61,764.73	0.00
10	E	800	4--	253000		*NON-CAPITAL OBJECTS	927.60	2,903.14	2,093.33	273,796.00	115,612.07	0.00
10	E	800	551	253000	160	EQUIP ADDITION - NON-F/A	0.00	0.00	0.00	0.00	3,569.50	0.00
10	E	800	571	253000	000	EQUIPMENT RENTAL	450.00	0.00	0.00	0.00	0.00	0.00
10	E	800	5--	253000		*CAPITAL OBJECTS	450.00	0.00	0.00	0.00	3,569.50	0.00
10	E	800	940	253000	000	DUES AND FEES	350.00	71.00	71.00	750.00	419.50	0.00
10	E	800	941	253000	699	DISTRICT DUES AND FEES	0.00	110.00	110.00	0.00	0.00	0.00
10	E	800	9--	253000		*OTHER EXPENDITURES	350.00	181.00	181.00	750.00	419.50	0.00
10	E	800	---	-----		*DISTRICT WIDE	355,975.20	307,903.31	238,203.41	656,911.00	315,607.33	0.00
Grand Expense Totals							622,258.11	719,534.43	469,030.67	893,161.00	489,063.08	0.00

Number of Accounts: 84

\*\*\*\*\* End of report \*\*\*\*\*

				2021-22		
Fd T Loc Obj Func	Prj	Fd T Loc Obj Func	Prj	OTHER SRVC		
270000		INSURANCE AND JUDGMENTS				
10 E 800 711	270000 000	INSURANCE AND JUDGMENTS/DISTRICT LIABILI		57,750.00		
<u>Bdgt Year</u>	<u>Bdgt Type</u>	<u>Budget Detail Description</u>		<u>Amount</u>		
2021-2022	OTHER SRVC	DISTRICT LIABILITY INSURANCE - INCLUDES CHROMEBOOK INSURANCE		57,750.00		
10 E 800 712	270000 000	INSURANCE AND JUDGMENTS/DISTRICT PROPERT		54,600.00		
<u>Bdgt Year</u>	<u>Bdgt Type</u>	<u>Budget Detail Description</u>		<u>Amount</u>		
2021-2022	OTHER SRVC	PROPERTY INSURANCE		54,600.00		
10 E 800 713	270000 000	INSURANCE AND JUDGMENTS/WORKERS COMPENSA		108,675.00		
<u>Bdgt Year</u>	<u>Bdgt Type</u>	<u>Budget Detail Description</u>		<u>Amount</u>		
2021-2022	OTHER SRVC	WORKERS COMPENSATION		108,675.00		
10 E 800 714	270000 000	INSURANCE AND JUDGMENTS/FIDELITY BOND PR		1,800.00		
<u>Bdgt Year</u>	<u>Bdgt Type</u>	<u>Budget Detail Description</u>		<u>Amount</u>		
2021-2022	OTHER SRVC	FIDELITY BOND PREMIUMS		1,800.00		
10 E 800 730	270000 000	INSURANCE AND JUDGMENTS/UNEMPLOYMENT COM		8,000.00		
<u>Bdgt Year</u>	<u>Bdgt Type</u>	<u>Budget Detail Description</u>		<u>Amount</u>		
2021-2022	OTHER SRVC	UNEMPLOYMENT PAYMENTS		8,000.00		
10 E --- 7--	270000 ---			230,825.00		
10 E --- ---	270--- ---			230,825.00		
280000		DEBT SERVICES				
10 E 800 682	280000 000	DEBT SERVICES/INTEREST - TEMPORARY NOTES		40,000.00		
<u>Bdgt Year</u>	<u>Bdgt Type</u>	<u>Budget Detail Description</u>		<u>Amount</u>		
2021-2022	OTHER SRVC	LINE OF CREDIT - INTEREST		40,000.00		
10 E --- 6--	280000 ---			40,000.00		
10 E --- ---	280--- ---			40,000.00		
292000		OTHER RETIREE PAYMENTS				
10 E 800 386	292000 000	OTHER RETIREE PAYMENTS/PAYMENT TO CESA/		3,920.00		
<u>Bdgt Year</u>	<u>Bdgt Type</u>	<u>Budget Detail Description</u>		<u>Amount</u>		
2021-2022	OTHER SRVC	DISTRICT SHARE OF CESA ADMINISTRATION COST		3,920.00		
10 E --- 3--	292000 ---			3,920.00		
10 E --- ---	292--- ---			3,920.00		
411000		TRANSFER FROM FUND 10				
10 E 800 827	411000 000	TRANSFER FROM FUND 10/TRANSFER OUT - SPE		4,447,465.00		
<u>Bdgt Year</u>	<u>Bdgt Type</u>	<u>Budget Detail Description</u>		<u>Amount</u>		
2021-2022	OTHER SRVC	TRANSFER FUNDS TO FUND 27		4,447,465.00		
10 E 800 846	411000 000	TRANSFER FROM FUND 10/F46 CAPITAL IMPROV		15,000.00		
<u>Bdgt Year</u>	<u>Bdgt Type</u>	<u>Budget Detail Description</u>		<u>Amount</u>		
2021-2022	OTHER SRVC	TRANSFER FUNDS TO FUND 46		15,000.00		
10 E 800 899	411000 000	TRANSFER FROM FUND 10/OTHER PACKAGE/COOP		6,463,596.00		
<u>Bdgt Year</u>	<u>Bdgt Type</u>	<u>Budget Detail Description</u>		<u>Amount</u>		
2021-2022	OTHER SRVC	TRANSFER TO FUND 99 FOR ALT ED AND RVA		6,463,596.00		
10 E --- 8--	411000 ---			10,926,061.00		
10 E --- ---	411--- ---			10,926,061.00		

										2021-22			
Fd	T	Loc	Obj	Func	Prj	Fd	T	Loc	Obj	Func	Prj	OTHER SRVC	
431000 GENERAL TUITION PAYMENTS													
10	E	400	389	431000	000	GENERAL TUITION PAYMENTS/PAYMENT TO WTCS					5,000.00		
<u>Bdgt Year</u> <u>Bdgt Type</u> <u>Budget Detail Description</u>												<u>Amount</u>	
2021-2022 OTHER SRVC PAYMENTS TO TECHNICAL COLLEGES												5,000.00	
10	E	---	3--	431000	---						5,000.00		
10	E	---	---	431---	---						5,000.00		
435000 OPEN ENROLLMENT PAYMENTS													
10	E	800	382	435000	000	OPEN ENROLLMENT PAYMENTS/INTERDISTRICT P					382,950.00		
<u>Bdgt Year</u> <u>Bdgt Type</u> <u>Budget Detail Description</u>												<u>Amount</u>	
2021-2022 OTHER SRVC OPEN ENROLLMENT - OUT												382,950.00	
10	E	---	3--	435000	---						382,950.00		
10	E	---	---	435---	---						382,950.00		
438000 GENERAL AID REDUCTION													
10	E	800	387	438000	000	GENERAL AID REDUCTION/PAYMENT TO STATE/					344,338.00		
<u>Bdgt Year</u> <u>Bdgt Type</u> <u>Budget Detail Description</u>												<u>Amount</u>	
2021-2022 OTHER SRVC PAYMENT TO STATE - VOUCHERS												344,338.00	
10	E	---	3--	438000	---						344,338.00		
10	E	---	---	438---	---						344,338.00		
Grand Expense Totals											11,933,094.00		

Number of Accounts: 13

\*\*\*\*\* End of report \*\*\*\*\*

Fd	T	Loc	Obj	Func	Prj	Obj	2018-19 ACTUAL	2019-20 ACTUAL	2019-20 EXPENDED	2020-21 BUDGET	2020-21 EXPENDED	2021-22 BUDGET
270000 INSURANCE AND JUDGMENTS												
10	E	800	711	270000	000	DISTRICT LIABILITY INSURANCE	56,372.47	52,653.91	34,974.67	55,000.00	26,077.25	0.00
10	E	800	712	270000	000	DISTRICT PROPERTY INSURANCE	46,427.49	50,696.76	33,447.61	52,000.00	40,656.00	0.00
10	E	800	713	270000	000	WORKERS COMPENSATION	89,611.62	126,131.47	82,970.01	103,500.00	104,822.00	0.00
10	E	800	714	270000	000	FIDELITY BOND PREMIUMS	3,477.38	2,000.07	1,332.81	1,800.00	0.00	0.00
10	E	800	730	270000	000	UNEMPLOYMENT COMPENSATION	5,078.96	8,004.55	2,022.88	8,000.00	12,271.28	0.00
10	E	---	7--	270000	---	*INSURANCE AND JUDGMENTS	200,967.92	239,486.76	154,747.98	220,300.00	183,826.53	0.00
10	E	---	---	270---	---	*INSURANCE AND JUDGMENTS	200,967.92	239,486.76	154,747.98	220,300.00	183,826.53	0.00
280000 DEBT SERVICES												
10	E	800	682	280000	000	INTEREST - TEMPORARY NOTES	15,479.36	57,784.79	39,507.02	40,000.00	0.00	0.00
10	E	---	6--	280000	---	*DEBT REITREMENT	15,479.36	57,784.79	39,507.02	40,000.00	0.00	0.00
10	E	---	---	280---	---	*DEBT SERVICES	15,479.36	57,784.79	39,507.02	40,000.00	0.00	0.00
283000 OPERATIONAL DEBT												
10	E	800	682	283000	000	INTEREST - TEMPORARY NOTES	15,479.35	0.00	0.00	0.00	0.00	0.00
10	E	---	6--	283000	---	*DEBT REITREMENT	15,479.35	0.00	0.00	0.00	0.00	0.00
10	E	---	---	283---	---	*OPERATIONAL DEBT	15,479.35	0.00	0.00	0.00	0.00	0.00
292000 OTHER RETIREE PAYMENTS												
10	E	800	386	292000	000	PAYMENT TO CESA	3,920.00	3,920.00	2,940.00	3,920.00	2,940.00	0.00
10	E	---	3--	292000	---	*PURCHASED SERVICES	3,920.00	3,920.00	2,940.00	3,920.00	2,940.00	0.00
10	E	---	---	292---	---	*OTHER RETIREE PAYMENTS	3,920.00	3,920.00	2,940.00	3,920.00	2,940.00	0.00

Fd	T	Loc	Obj	Func	Prj	Obj	2018-19 ACTUAL	2019-20 ACTUAL	2019-20 EXPENDED	2020-21 BUDGET	2020-21 EXPENDED	2021-22 BUDGET
410000 INTERFUND OPERATING TRANSFERS												
10	E	800	827	410000	000	TRANSFER OUT - SPECIAL EDUCA	3,340,334.22	3,877,766.07	0.00	0.00	0.00	0.00
10	E	800	899	410000	000	OTHER PACKAGE/COOPERATIVE PR	3,299,754.03	4,035,012.58	0.00	0.00	0.00	0.00
10	E	---	8--	410000	---	*OPERATING TRANSFER - OUT	6,640,088.25	7,912,778.65	0.00	0.00	0.00	0.00
10	E	---	---	410---	---	*INTERFUND OPERATING TRANSFE	6,640,088.25	7,912,778.65	0.00	0.00	0.00	0.00
411000 TRANSFER FROM FUND 10												
10	E	600	827	411000	360	TRANSFER OUT - SPECIAL EDUCA	0.00	0.00	0.00	775,043.00	0.00	0.00
10	E	800	827	411000	000	TRANSFER OUT - SPECIAL EDUCA	0.00	0.00	0.00	3,015,146.00	0.00	0.00
10	E	800	838	411000	000	Transfer Out - Non-Refere De	22,800.00	45,600.00	0.00	0.00	0.00	0.00
10	E	800	846	411000	000	F46 CAPITAL IMPROVEMENT TRUS	0.00	5,000.00	5,000.00	15,000.00	15,000.00	0.00
10	E	800	899	411000	000	OTHER PACKAGE/COOPERATIVE PR	0.00	0.00	0.00	6,118,345.00	0.00	0.00
10	E	---	8--	411000	---	*OPERATING TRANSFER - OUT	22,800.00	50,600.00	5,000.00	9,923,534.00	15,000.00	0.00
10	E	---	---	411---	---	*TRANSFER FROM FUND 10	22,800.00	50,600.00	5,000.00	9,923,534.00	15,000.00	0.00
431000 GENERAL TUITION PAYMENTS												
10	E	510	370	431000	141	EDUCATIONAL SERVICES (NON-GO	0.00	0.00	0.00	0.00	5,906.25	0.00
10	E	520	370	431000	141	EDUCATIONAL SERVICES (NON-GO	0.00	0.00	0.00	0.00	3,431.25	0.00
10	E	400	389	431000	000	PAYMENT TO WTCS DISTRICT	0.00	2,722.65	2,272.65	5,000.00	3,983.34	0.00
10	E	---	3--	431000	---	*PURCHASED SERVICES	0.00	2,722.65	2,272.65	5,000.00	13,320.84	0.00
10	E	---	---	431---	---	*GENERAL TUITION PAYMENTS	0.00	2,722.65	2,272.65	5,000.00	13,320.84	0.00
435000 OPEN ENROLLMENT PAYMENTS												
10	E	800	382	435000	000	INTERDISTRICT PAYMENT IN - W	343,712.00	363,489.00	0.00	370,000.00	555.00	0.00
10	E	---	3--	435000	---	*PURCHASED SERVICES	343,712.00	363,489.00	0.00	370,000.00	555.00	0.00
10	E	---	---	435---	---	*OPEN ENROLLMENT PAYMENTS	343,712.00	363,489.00	0.00	370,000.00	555.00	0.00

Fd	T	Loc	Obj	Func	Prj	Obj	2018-19	2019-20	2019-20	2020-21	2020-21	2021-22
							ACTUAL	ACTUAL	EXPENDED	BUDGET	EXPENDED	BUDGET
438000 GENERAL AID REDUCTION												
10	E	800	387	438000	000	PAYMENT TO STATE	125,510.00	184,297.00	0.00	280,292.00	0.00	0.00
10	E	---	3--	438000	---	*PURCHASED SERVICES	125,510.00	184,297.00	0.00	280,292.00	0.00	0.00
10	E	---	---	438---	---	*GENERAL AID REDUCTION	125,510.00	184,297.00	0.00	280,292.00	0.00	0.00
490000 OTHER NON-PROGRAM TRANSACTIONS												
10	E	800	972	490000	000	REFUND OF PY REV - NON-AIDAB	612.53	0.00	0.00	0.00	0.00	0.00
10	E	---	9--	490000	---	*OTHER EXPENDITURES	612.53	0.00	0.00	0.00	0.00	0.00
10	E	---	---	490---	---	*OTHER NON-PROGRAM TRANSACTI	612.53	0.00	0.00	0.00	0.00	0.00
491000 SPEC REV TRANSFERS TO OTHER												
10	E	800	935	491000	297	STATE GRANT TRANSITS	0.00	696.00	696.00	0.00	384.68	0.00
10	E	---	9--	491000	---	*OTHER EXPENDITURES	0.00	696.00	696.00	0.00	384.68	0.00
10	E	---	---	491---	---	*SPEC REV TRANSFERS TO OTHER	0.00	696.00	696.00	0.00	384.68	0.00
492000 OTHER ADJUSTMENTS												
10	E	800	972	492000	000	REFUND OF PY REV - NON-AIDAB	0.00	179.67	179.67	0.00	718.18	0.00
10	E	---	9--	492000	---	*OTHER EXPENDITURES	0.00	179.67	179.67	0.00	718.18	0.00
10	E	---	---	492---	---	* OTHER ADJUSTMENTS	0.00	179.67	179.67	0.00	718.18	0.00
Grand Expense Totals							7,368,569.41	8,815,954.52	205,343.32	10,843,046.00	216,745.23	0.00

Number of Accounts: 23

\*\*\*\*\* End of report \*\*\*\*\*

						2021-22			
Fd	T Loc	Obj	Func	Prj	Fd	T Loc	Obj Func Prj	TRANS	FD10
10	E	800	341	256710	000	CONTR	TRANSPORTATION-FLEET/PUPIL TRAVEL/		1,116,092.00
		<u>Bdgt Year</u>	<u>Bdgt Type</u>	<u>Budget Detail Description</u>				<u>Amount</u>	
		2021-2022	TRANS FD10	REGULAR HOME TO SCHOOL TRANSPORTATION				1,116,092.00	
10	E	---	---	256710	---				1,116,092.00
10	E	800	341	256720	000	SHUTTLE SERVICE/PUPIL TRAVEL/			15,000.00
		<u>Bdgt Year</u>	<u>Bdgt Type</u>	<u>Budget Detail Description</u>				<u>Amount</u>	
		2021-2022	TRANS FD10	SERVICE THAT TRANSPORTS STUDENT IN DISTRICT THROUGHOUT THE DAY, SUCH AS TRANSPORTING FROM ONE BUILDING TO ANOTHER, GYM CLASSES TO BOWLING ALLEY ETC				15,000.00	
10	E	---	---	256720	---				15,000.00
10	E	400	341	256741	000	OTHER CO-CURRICULAR TRAVEL/PUPIL TRAVEL/			17,000.00
		<u>Bdgt Year</u>	<u>Bdgt Type</u>	<u>Budget Detail Description</u>				<u>Amount</u>	
		2021-2022	TRANS FD10	COCURRICULAR FOR MASH STUDENTS, OTHER THAN ATHLETICS				17,000.00	
10	E	---	---	256741	---				17,000.00
10	E	400	341	256742	000	ATHLETIC TRANSPORTATION/PUPIL TRAVEL/			103,000.00
		<u>Bdgt Year</u>	<u>Bdgt Type</u>	<u>Budget Detail Description</u>				<u>Amount</u>	
		2021-2022	TRANS FD10	MASH SPORTS/ATHLETIC TRIPS				103,000.00	
10	E	---	---	256742	---				103,000.00
10	E	100	341	256770	000	FIELD TRIPS/PUPIL TRAVEL/			8,000.00
		<u>Bdgt Year</u>	<u>Bdgt Type</u>	<u>Budget Detail Description</u>				<u>Amount</u>	
		2021-2022	TRANS FD10	FIELD TRIPS FOR MAES				8,000.00	
10	E	101	341	256770	000	FIELD TRIPS/PUPIL TRAVEL/			4,000.00
		<u>Bdgt Year</u>	<u>Bdgt Type</u>	<u>Budget Detail Description</u>				<u>Amount</u>	
		2021-2022	TRANS FD10	FIELD TRIPS FOR SES				4,000.00	
10	E	200	341	256770	000	FIELD TRIPS/PUPIL TRAVEL/			8,000.00
		<u>Bdgt Year</u>	<u>Bdgt Type</u>	<u>Budget Detail Description</u>				<u>Amount</u>	
		2021-2022	TRANS FD10	FIELD TRIPS FOR MAMS				8,000.00	
10	E	400	341	256770	000	FIELD TRIPS/PUPIL TRAVEL/			8,000.00
		<u>Bdgt Year</u>	<u>Bdgt Type</u>	<u>Budget Detail Description</u>				<u>Amount</u>	
		2021-2022	TRANS FD10	FIELD TRIPS FOR MASH				8,000.00	
10	E	---	---	256770	---				28,000.00
10	E	---	---	2567--	---				1,279,092.00
10	-	---	---	-----	---				1,279,092.00

Grand Expense Totals 1,279,092.00

Number of Accounts: 8

\*\*\*\*\* End of report \*\*\*\*\*

Fd	T	Loc	Obj	Func	Prj	Obj	2018-19	2019-20	2019-20	2020-21	2020-21	2021-22
							ACTUAL	ACTUAL	EXPENDED	BUDGET	EXPENDED	BUDGET
10	E	800	551	256300	451	EQUIP ADDITION - NON-F/A	0.00	0.00	0.00	0.00	21,000.00	0.00
10	E	---	---	256300	---	*VEHICLE ACQUISITION	0.00	0.00	0.00	0.00	21,000.00	0.00
10	E	---	---	2563	---	*VEHICLE ACQUISITION	0.00	0.00	0.00	0.00	21,000.00	0.00
10	E	800	341	256710	000	PUPIL TRAVEL	926,804.58	812,473.33	678,370.58	1,064,760.00	576,412.45	0.00
10	E	800	341	256710	141	PUPIL TRAVEL	0.00	0.00	0.00	0.00	180.00	0.00
10	E	---	---	256710	---	*CONTR TRANSPORTATION-FLEET	926,804.58	812,473.33	678,370.58	1,064,760.00	576,592.45	0.00
10	E	800	341	256720	000	PUPIL TRAVEL	13,653.77	8,972.28	8,644.10	15,000.00	1,946.27	0.00
10	E	---	---	256720	---	*SHUTTLE SERVICE	13,653.77	8,972.28	8,644.10	15,000.00	1,946.27	0.00
10	E	800	341	256730	000	PUPIL TRAVEL	0.00	242.88	242.88	0.00	0.00	0.00
10	E	---	---	256730	---	*PARENT CONTRACT	0.00	242.88	242.88	0.00	0.00	0.00
10	E	400	341	256741	000	PUPIL TRAVEL	15,992.40	14,065.77	13,044.11	17,000.00	0.00	0.00
10	E	---	---	256741	---	*OTHER CO-CURRICULAR TRAVEL	15,992.40	14,065.77	13,044.11	17,000.00	0.00	0.00
10	E	400	341	256742	000	PUPIL TRAVEL	0.00	0.00	0.00	102,336.00	0.00	0.00
10	E	400	341	256742	950	PUPIL TRAVEL	7,361.21	6,406.68	6,406.68	0.00	4,582.81	0.00
10	E	400	341	256742	951	PUPIL TRAVEL	7,529.66	9,880.33	9,880.33	0.00	2,716.08	0.00
10	E	400	341	256742	952	PUPIL TRAVEL	5,740.16	5,394.90	5,394.90	0.00	3,359.41	0.00
10	E	400	341	256742	953	PUPIL TRAVEL	2,404.49	4,891.30	4,891.30	0.00	3,410.23	0.00
10	E	400	341	256742	954	PUPIL TRAVEL	3,789.90	4,308.25	4,308.25	0.00	1,516.81	0.00
10	E	400	341	256742	955	PUPIL TRAVEL	5,003.79	4,653.08	4,653.08	0.00	2,226.02	0.00
10	E	400	341	256742	956	PUPIL TRAVEL	3,657.41	6,158.32	6,158.32	0.00	7,065.63	0.00
10	E	400	341	256742	957	PUPIL TRAVEL	6,139.40	7,100.77	7,100.77	0.00	6,930.51	0.00
10	E	400	341	256742	958	PUPIL TRAVEL	2,868.78	3,582.36	3,582.36	0.00	3,059.72	0.00
10	E	400	341	256742	959	PUPIL TRAVEL	8,110.81	7,180.47	7,630.47	0.00	2,630.51	0.00
10	E	400	341	256742	960	PUPIL TRAVEL	6,135.48	7,345.87	7,645.87	0.00	5,143.88	0.00
10	E	400	341	256742	961	PUPIL TRAVEL	6,497.67	7,030.23	8,080.23	0.00	7,703.91	0.00
10	E	400	341	256742	962	PUPIL TRAVEL	2,639.12	5,237.92	5,446.61	0.00	4,942.90	0.00
10	E	400	341	256742	963	PUPIL TRAVEL	5,847.43	0.00	0.00	0.00	0.00	0.00
10	E	400	341	256742	964	PUPIL TRAVEL	5,885.46	0.00	0.00	0.00	0.00	0.00
10	E	400	341	256742	965	PUPIL TRAVEL	3,976.84	483.35	483.35	0.00	0.00	0.00
10	E	400	341	256742	966	PUPIL TRAVEL	4,599.87	0.00	0.00	0.00	0.00	0.00
10	E	400	341	256742	967	PUPIL TRAVEL	4,633.52	0.00	0.00	0.00	0.00	0.00
10	E	400	341	256742	968	PUPIL TRAVEL	2,355.21	0.00	0.00	0.00	0.00	0.00
10	E	400	341	256742	969	PUPIL TRAVEL	1,048.34	0.00	0.00	0.00	0.00	0.00
10	E	400	341	256742	970	PUPIL TRAVEL	1,403.14	0.00	0.00	0.00	0.00	0.00
10	E	---	---	256742	---	*ATHLETIC TRANSPORTATION	97,627.69	79,653.83	81,662.52	102,336.00	55,288.42	0.00



Fd	T	Loc	Obj	Func	Prj	Obj	2018-19	2019-20	2019-20	2020-21	2020-21	2021-22
							ACTUAL	ACTUAL	EXPENDED	BUDGET	EXPENDED	BUDGET
10	E	100	341	256770	000	PUPIL TRAVEL	9,134.45	4,342.37	3,544.93	8,000.00	2,569.17	0.00
10	E	101	341	256770	000	PUPIL TRAVEL	3,756.91	2,044.96	1,779.15	4,000.00	1,237.27	0.00
10	E	200	341	256770	000	PUPIL TRAVEL	7,937.44	2,506.09	2,455.81	8,000.00	1,958.29	0.00
10	E	400	341	256770	000	PUPIL TRAVEL	5,921.11	3,807.62	3,063.01	8,000.00	3,087.75	0.00
10	E	---	---	256770	---	*FIELD TRIPS	26,749.91	12,701.04	10,842.90	28,000.00	8,852.48	0.00
10	E	---	---	2567--	---	*CONTRACTED TRANSPORTATION	1,080,828.35	928,109.13	792,807.09	1,227,096.00	642,679.62	0.00
10	-	---	---	-----	---	*GENERAL FUND	1,080,828.35	928,109.13	792,807.09	1,227,096.00	663,679.62	0.00
Grand Expense Totals							1,080,828.35	928,109.13	792,807.09	1,227,096.00	663,679.62	0.00

Number of Accounts: 32

\*\*\*\*\* End of report \*\*\*\*\*

## **Policy Committee Meeting Notes March 3, 2021**

### **2nd Reading**

JHCB – Student Immunizations	OK
JHCD – Administration of Prescription & Non-Prescription Medications	OK
RVA-IGCA – High School Summer School	OK
RVA-IIBGA – Internet Safety	OK
RVA-JECBE – Shared Enrollment	OK
RVA-JFC – Code of Conduct	OK

**Motion to accept policies in 2<sup>nd</sup> reading with changes (Knight/Wibben) motion carried**

### **1st Reading**

JHCC – Communicable Diseases  
Suggested changed by Mindy & Shannon as presented

JHG – Child Abuse/Neglect Reporting  
Minor changes

JHGA – Child Enticement  
Minor changes

JHH – Suicide Prevention  
Minor changes

### **Editorial Changes**

### **Review/Consideration/Discussion**

The next policy meeting will be held on **Wednesday, April 7, 2021 at 11:00 a.m.**

# MEDFORD AREA PUBLIC SCHOOL DISTRICT SCHOOL BOARD POLICY HANDBOOK

March 3, 2021

## SECOND READING

Policy Code	Policy Title
JHCB	Student Immunizations
JHCD	Administration of Prescription & Non-Rx Medications
RVA-IGCA	High School Summer School
RVA-IIBGA	Internet Safety
RVA-JECBE	Shared Enrollment
RVA-JFC	Code of Conduct

MEDFORD AREA PUBLIC SCHOOL DISTRICT

**DATE ADOPTED:** February 16, 1989    **FILE SECTOR:** STUDENTS  
**DATE REVISED:** November 17, 1994    **POLICY TITLE:** STUDENT IMMUNIZATIONS  
**DATE REVISED:** August 15, 2002  
**DATE REVISED:** June 19, 2008  
**DATE REVISED:** May 21, 2015  
**DATE REVISED:**

State statute requires that all students through grade 12 and children attending day care centers must meet minimum immunization requirements. These requirements can be waived only for reasons of health, religious or personal conviction. A waiver for health reasons also requires certification by a licensed physician that the required immunization is or may be harmful to the health of the student.

Medford Area Public School District (MAPSD) nurse shall implement the steps of the "Wisconsin Student Immunization Law Timeline" as prescribed in state statute and the administrative procedures of the State of Wisconsin Department of Health Services using the legal forms provided.

Students with filed waivers are compliant. However, they may be subject to exclusion from school in the event of an outbreak of diseases against which they are not completely immunized.

It is MAPSD policy that:

- The School District Nurse shall be responsible for supervising, maintaining and monitoring immunization records throughout the district to ensure compliance as prescribed by state law.
- Upon admission to the district, each student will have in their health file an immunization record as required by law. These immunization forms are available in each school office.
- Pursuant to state and federal laws, no person, on the basis of age, sex, race, color, national origin, ancestry, creed, religion, pregnancy, marital or parental status, sexual orientation or physical, mental, emotional or learning disability may be denied admission to any school in this district or be denied participation in, be denied the benefits of or be discriminated against in any co-curricular, student services or other program.

**CROSS REFERENCE:** JB-R

**LEGAL REFERENCE:** Sec. 118.07, 118.13, 120.12(16), & 252.04 Wis. Stats,  
Department of Public Instruction (PI 9), Wis. Admin. Code, &  
DHS 144 Wis. Admin. Code

**FILE: JHCD**

**MEDFORD AREA PUBLIC SCHOOL DISTRICT**

**DATE ADOPTED: February 16, 1989    FILE SECTOR: STUDENTS**  
**DATE REVISED: May 16, 2002        POLICY TITLE: ADMINISTRATION OF**  
**DATE REVISED: January 15, 2009        PRESCRIPTION AND NON-**  
**DATE REVISED: June 18, 2015            PRESCRIPTION MEDICATIONS**  
**DATE REVISED: June 21, 2018**  
**DATE REVISED:**

Medford Area Public School District (MAPSD) authorizes designated school personnel to administer medications to students under specified conditions and therefore immunizing these designated school personnel from civil liability. The board of education (BOE) realizes that students will need to receive over-the-counter (OTC) or prescription drugs. The school nurse will supervise the administering of medications to students.

**CROSS REFERENCE: JHCD-R**  
**LEGAL REFERENCE: 118.29, 118.291, 121.02(1)(8g) Wis. Statutes and PI8.01(2)(g)**  
**Wisc. Admin. Code, Wisc. School Nurse Handbook**

MEDFORD AREA PUBLIC SCHOOL DISTRICT

DATE ADOPTED:	June 17, 1980	FILE SECTOR:	STUDENTS
DATE REVISED:	November, 1985	POLICY TITLE:	ADMINISTRATION OF
DATE REVISED:	February 16, 1989		PRESCRIPTION AND NON-
DATE REVISED:	November 17, 1994		PRESCRIPTION MEDICATIONS
DATE REVISED:	July 15, 1999		
DATE REVISED:	May 16, 2002		
DATE REVISED:	January 15, 2009		
DATE REVISED:	June 18, 2015		
DATE REVISED:	June 21, 2018		
DATE REVISED:			

DEFINITIONS

**Controlled substances:** Pharmaceutical controlled substances are drugs that have a legitimate medical purpose, coupled with a potential for abuse and psychological and physical dependence. They include opiates, stimulants, depressants, hallucinogens and anabolic steroids.

**Drug:** Means any substances recognized as a drug in the official U.S. pharmacopoeia and national formulary or official homeopathic pharmacopoeia of the U.S. or any supplement for either of them.

**Licensed practitioner:** Includes physician, dentist, podiatrist, optometrist, physician assistant and advanced practice nurse prescriber licensed in any state.

**Nonprescription Over-the-Counter (OTC) Medication:** Any non-narcotic drug product which may be sold without a prescription order and is prepackaged for use by consumers and labeled in accordance with the requirements of state and federal law.

PHYSICIAN PRESCRIBED MEDICATIONS - BASIC REQUIREMENTS

The state of Wisconsin Medical Examining Board has determined that where medications are administered, the licensed practitioner prescribing the medication has the power to direct, supervise, decide, inspect and oversee the administration of said medication. In order to ensure that the licensed practitioner retain the power to direct, supervise, decide, inspect and oversee the implementation of this service, no medication shall be given to a student by an employee or agent of the BOE unless the following are delivered to the individual(s) responsible for administering the medication.

Written instructions from the prescribing licensed practitioner for the administration of the prescription medication which:

- Identifies the specific conditions and circumstances under which contact should be made with the licensed practitioner concerning the condition or reactions of the student to the prescribed medication.
- Indicates a willingness on the part of the licensed practitioner to accept direct communication(s) from the person(s) administering the medication.
- Is signed by the prescribing licensed practitioner.
- Only a registered nurse may accept verbal orders from a licensed practitioner. In the event the school nurse received a verbal order from a licensed practitioner, a Medication Administration Consent Form will be faxed and completed by the licensed practitioner. The verbal order will be documented in the student's health record.

4.

A written statement from the parent(s)/guardian(s) of the affected student:

- Authorizing school personnel to give the medication in the prescribed dosage. No employee or volunteer, except a health care professional may be required to administer any medication to a student by any means other than ingestion.
- Authorizing school personnel to contact the licensed practitioner directly.

### PHYSICIAN PRESCRIBED MEDICATIONS - PROCEDURES

Consent form required:

- Medication Administration Consent Form
  - No medications will be administered by school personnel unless and until this form is completed and returned to the school nurse or principal's designee.

Whenever possible, parents should hand-deliver prescribed medications to the school health office. The principal or school nurse reserves the right to require parents to bring medication in as necessary. Medication will be in a pharmacy container, or with a pharmacy label listing:

- Student's full name
- Name of drug and dosage
- Time and quantity to be given
- Licensed practitioner's name

The pharmacy container/ label must be verified and match the Medication Administration Consent Form.

Each time prescription medication is brought to the health office or sent home, medication will be counted by a staff member and the quantity will be documented in the student's medication record.

It is the student's responsibility, if appropriate, not school personnel, to get their medication at the designated times. Efforts will be made to contact a student who fails to report.

Only limited quantities of any medication are to be kept at school. Said medications are to be kept in a safe place, not accessible to students and checked out only by a district employee or agent designated to administer the medication.

- While in school, at a school-sponsored activity or under the supervision of a school authority, an asthmatic student may possess and use a metered dose inhaler or dry powder inhaler, if all of the following are true:
  - The student uses the inhaler before exercise to prevent the onset of asthmatic symptoms or uses the inhaler to alleviate asthmatic symptoms.
  - The student has the written approval of the student's licensed practitioner and the written approval of the student's parent(s)/guardian(s).
  - The student has provided the school nurse with a copy of the approvals.
- While in school, at a school-sponsored activity or under the supervision of a school authority, a student with anaphylactic allergy may possess and use an epinephrine device if all of the following are true:
  - The student has the written approval of the student's licensed practitioner and parent(s)/guardian(s).
  - The student has provided the school nurse with a copy of the approvals.

The length of time for which a medication is to be administered shall be specified in the written instruction from the prescribing licensed practitioner. Any change in dosage, time to be administered or discontinuance of administration must be in writing, said changes to be at the request of the practitioner only.

Students in grades 9 through 12 on a school sponsored activity may self-carry and self-medicate non-controlled prescription medication(s). Medication amount must be limited to the prescribed dose plus one, if all the following are true:

- The student has the written approval of the student's licensed practitioner and parent(s)/guardian(s).
- The student has provided the school nurse with a copy of the approvals.

Consent form and prescription related materials must be obtained annually and/or at any time a medication is changed.

#### NON-PRESCRIPTION OTC MEDICATIONS – BASIC REQUIREMENTS

No medication shall be given to a student by an employee or agent of the BOE unless the following are delivered to the individual(s) responsible for administering the medications:

A written statement from the parent(s)/legal guardian(s) of the affected student:

- Authorizing school personnel to give medication in the recommended therapeutic dosage.
- Medication Administration Consent Form does not require a licensed practitioner's signature unless the dose requested exceeds package instructions.
- Over the counter medication not FDA approved must be accompanied by a licensed practitioner signature for administration at school by school staff.

Non-prescription medications must come in the manufacture's packaging with a list of ingredients and recommended therapeutic dose in a legible format. All non-prescription medication containers will be labeled with the student's name.

#### NON-PRESCRIPTION OTC MEDICATIONS – PROCEDURE

Designated personnel will administer non-prescription OTC medications only with written instructions and consent from a student's parent(s)/guardian(s) or Medication Administration Consent Form. Non-prescription OTC medications shall be provided to the school by the parent(s)/guardian(s).

- The Medication Administration Consent Form is required. No medications will be administered by school personnel unless and until form is completed.
- The Medication Administration Consent Form must be verified that the dose is within the manufacturer's packaging therapeutic dosing.



Students in grades 9 through 12 may self-administer non-prescription OTC medications. Consultation with the student, parent/guardian, licensed practitioner, school nurse and/or principal may be needed to determine whether the student is capable of self-administering. Only limited quantities of any medication are to be kept at school. Said medications are to be kept in a safe place, not accessible to other students.

Consent forms and OTC related materials must be obtained annually and/or at any time a medication is changed.

### Training

School personnel authorized by the principal to administer medication to students shall be provided appropriate instructions approved by Wisconsin Department of Public Instruction (DPI) and will be supervised by the school nurse. Determining which individuals should be responsible for medication administration will be the joint responsibility of the principal and school nurse.

No employee or volunteer, except a healthcare professional may be required to administer any medication to a student by any means other than ingestion.

The school nurse will assure that school staff designated to provide medication administration receive DPI approved knowledge training at least every 4 years and perform at least annually a return demonstration of the medication administration procedure to the school nurse to ensure competency.

A staff health training log will document staff training(s) and assignments. This record will be stored in the school nurse's office.

### Record Keeping

An accurate and confidential system of record keeping shall be established for each student receiving medication. Each dose of medication must be documented and the school nurse will periodically review such documents.

All medication errors will be documented on the Medication Administration Incident Report and filed in the student's health record.

At the end of the school year, when there is a change in the medication or medication is discontinued all medication forms will be filed in the student's health record.

School personnel authorized by the principal to administer medication to students shall see that the medication is given within 1 hour before or after the time specified by parent(s)/legal guardian(s) and/or licensed practitioner.

Approximately two weeks prior to the end of the school year parent(s)/legal guardian(s) will be notified in writing and/or phone call to pick up any remaining unused medications. Medication/treatment supplies will be destroyed if they have not been picked up within three days from the last day of instruction.

Medford Area Public School District

Medication Administration Consent Form

Name of Student: \_\_\_\_\_ Grade: \_\_\_\_\_ Teacher \_\_\_\_\_
Address: \_\_\_\_\_
Parent/Guardian: \_\_\_\_\_ Phone: \_\_\_\_\_
Licensed Practitioner: \_\_\_\_\_ Phone: \_\_\_\_\_

Medication Name and Strength: \_\_\_\_\_
Dose: \_\_\_\_\_
Route: \_\_\_\_\_
Time to be administered at school: \_\_\_\_\_
Date Order Effective From: \_\_\_\_\_ To: \_\_\_\_\_
Diagnosis/Reason for Medication: \_\_\_\_\_
Location of Medication: \_\_\_\_\_

Medication Name and Strength: \_\_\_\_\_
Dose: \_\_\_\_\_
Route: \_\_\_\_\_
Time to be administered at school: \_\_\_\_\_
Date Order Effective From: \_\_\_\_\_ To: \_\_\_\_\_
Diagnosis/Reason for Medication: \_\_\_\_\_
Location of Medication: \_\_\_\_\_

State the condition under which direct contact shall be made with the licensed practitioner in case the student receiving the medication develops an unusual condition or reaction to the medication.

\_\_\_\_\_
\_\_\_\_\_

- 1. Licensed Practitioner signature-Directs the above medication administration and indicates a willingness to communicate with staff who administers the medication.
2. Parent/Guardian signature-Allows staff to administer the above medication and to contact the health care provider if necessary. Agrees to hold the MAPSD harmless in any and all claims arising from the administration of this medication in school.

Practitioners Signature \_\_\_\_\_ Date \_\_\_\_\_

Parent/Guardian Signature \_\_\_\_\_ Date \_\_\_\_\_



## Medford Area Public School District

### Administration of any medication to students is governed by Wisconsin Statute 118.29

#### General Information:

- Medication can only be accepted at school in original containers, or labeled pharmacy bottles.
- Medication should be transported to and from school by an adult.
- Students with permission may carry and self-administer their asthma inhaler, epinephrine, or insulin. Contact your school nurse to make arrangements if your child needs to carry other medications.
- School staff may not administer narcotic pain medication to students.

#### Prescription Medication:

- Prescription medications require licensed practitioner signature. To assist you, staff can FAX the form to your licensed practitioner for signature.
- Medications should be in a pharmacy container, with pharmacy label listing student's name, medication name, dosage and schedule.
- Information listed on the Medication Administration Consent Form must match the information on the pharmacy container, (i.e.: medication, dose, time given).
- Change in medication, dose or time requires an updated Medication Administration Consent Form, and a pharmacy bottle with an updated label.
- On delayed start times or late arrivals to school, medications will not be administered unless it is within 1 hour of the administration time specified by the licensed practitioner.

#### Non-Prescription Over-The-Counter Medication:

- Medication Administration Consent Form does not require licensed practitioner signature unless the dose requested exceeds package instructions.
- OTC medication not FDA approved must be accompanied by a licensed practitioner signature for administration at school by school staff.

**MEDFORD AREA PUBLIC SCHOOL DISTRICT  
RURAL VIRTUAL ACADEMY**

**DATE ADOPTED: March 16, 2017 FILE SECTOR: RURAL VIRTUAL ACADEMY**  
**DATE REVISED: POLICY TITLE: HIGH SCHOOL SUMMER SCHOOL**

Rural Virtual Academy (RVA) shall operate, when feasible, summer sessions for high school students who desire developmental, tutorial, or enrichment instruction. RVA students in grades PreK–7 have access to additional programming during summer months as part of their year-round schooling and therefore, do not need to enroll in a summer school program.

All RVA students electing to take summer school courses for high school credit advancement may take a maximum of one credit, requiring no less than 8,100 instructional minutes. Students who are deemed to be credit deficient are allowed to exceed the maximum number of credits in any given year per RVA administrator or their designee's prior approval.

When offered, RVA students who have successfully completed grade 8 may elect to take basic technology and study skills course, level 1 physical education and/or health and wellness course.

RVA students have access to summer school programming only after having been enrolled in RVA for all or part of one semester.

Summer school attendance policies, necessary tuition and/or fees and other basic operational procedures shall be established by an RVA administrator or designee.

RVA high school students will be provided all necessary technology and materials needed to complete summer school requirements. ~~The~~ RVA is not responsible for summer school transportation.

**CROSS REFERENCE: RVA-EEA, RVA-IKE, & RVA-IKF**  
**LEGAL REFERENCE: §118.04, 121.14, and 121.83, PI 17.03, PI 17.04, PI 17.05**  
**Wisconsin Administrative Code**

MEDFORD AREA PUBLIC SCHOOL DISTRICT  
RURAL VIRTUAL ACADEMY

DATE ADOPTED: June 16, 2005      FILE SECTOR: RURAL VIRTUAL ACADEMY  
DATE REVISED: March 15, 2007      POLICY TITLE: INTERNET SAFETY  
DATE REVISED: June 20, 2013  
DATE REVISED:

Rural Virtual Academy (RVA) provides computers, networking services, online coursework, online educational subscriptions services, e-mail domain access, and various other telecommunication resources to its students and staff. These resources will be integrated, where appropriate, in the curriculum. As student(s) or staff of RVA use telecommunications resources, it is essential that each student and staff person recognize his/her responsibility in having access to vast services, sites, and people. The student(s) or staff person is ultimately responsible for his/her actions in accessing telecommunication services and for adhering to district use policies, procedures, and guidelines.

RVA cannot guarantee the accuracy of the information or the appropriateness of any material that a student or staff person may encounter online. RVA believes that the valuable information and interaction available online far outweighs the possibility that student(s) or staff may procure materials that are not consistent with the educational goals of RVA or district. Our focus is in providing individual student(s) and staff with the understanding and skills needed to use online resources, systems and services in ways appropriate to their educational and work related needs.

**Conditions and Rules for Use**

Access to the electronic network and resources within RVA is a privilege, not a right. This privilege will be revoked at any time for deliberate use not consistent with policy RVA-JFC: *Student Code of Conduct* or *RVA Faculty Handbook*. Furthermore, unacceptable use may result in suspension or revocation of network privileges and possibly other disciplinary action up to and including suspension, termination of enrollment or expulsion from the district. The student(s), parent(s), and staff agree to not hold RVA responsible for materials acquired by the student(s) or staff on the system, for violations of copyright restrictions, user mistakes or negligence, or any cost incurred by users. Parents shall supervise students while using online resources, systems and services. RVA administration will determine what is unacceptable use and such decisions are final. The following constitutes the conditions and rules for use:

- Student(s) and staff shall not access or use electronic mail or other computerized communication systems to relay threatening, intimidating, abusive, or harassing measures. Such use may result in criminal sanctions consistent with Wisconsin Statute 947.0125.
- Student(s) and staff shall not impose their choices on others, access private files, attempt to break the security systems, copy software illegally, or use computer supplies that are not for school-related activities.
- Student(s) and staff are prohibited from adding, removing, or otherwise altering software, hardware, or content on RVA network or equipment without explicit permission.

- Student(s) and staff accessing district online resources, systems and services may not corrupt network integrity by deliberately allowing inappropriate and/or dangerous files (i.e., viruses) to enter the system.
- Any use of the network to facilitate or engage in illegal activity is prohibited.
- Copyrighted material may not be placed on the network or otherwise be electronically retained on school devices or other systems without the copyright owner's permission.
- Plagiarism is prohibited.
- Student(s) and staff are responsible for the ethical and educational use of their own accounts. These accounts are to be used only by the authorized owner of the account for the authorized purposes. Student(s) and staff shall not intentionally obtain copies of and/or modify the files or passwords belonging to other users, reveal confidential information, or exhibit online conduct that is unethical, immoral and/or illegal.
- RVA is not responsible for the accuracy or quality of information obtained through its online resources, systems and services. RVA is also not responsible for any damages the student(s) suffers, including loss of data resulting from delays, non-deliveries, mis-deliveries, hardware system problems, or service interruptions. Use of any information obtained via district technology is at the user's risk.
- Student(s) and staff are expected to conduct themselves respectfully online. They shall abide by generally accepted rules of network etiquette. This includes but is not limited to: being polite, refraining from using vulgar or offensive language, causing others to feel uncomfortable, harassing others, or creating a disruption within the school or network.
- RVA equipment shall not be deliberately or willfully damaged. Accidental damage is to be immediately reported to RVA.
- Student(s) and staff may not utilize online resources, systems and services to conduct any violation of the policy *RVA-JFC Student Code of Conduct* or *RVA Faculty Handbook*.
- RVA Administrator or designee may establish additional rules and procedures that they deem necessary to insure proper use of online resources, systems and services in the school.
- It is the responsibility of RVA staff to inform the student of his/her responsibilities when accessing online resources, systems and services and the proper etiquette for their use.

All RVA communications have no expectation to privacy and RVA reserves the right to archive all student and staff online communications and behavior.

RVA also reserves the right to review any material on RVA-issued accounts and to monitor RVA files retained on online resources, systems and services in order to make determinations use is appropriate. RVA shall respect the privacy of users when reviewing and monitoring accounts.

**CROSS REFERENCE:** IIBGA, IIBGB, IIBGC, JFC, KGA, RVA-JFC

**LEGAL REFERENCE:** §118.13, 120.13(1), 120.18, 121.02(1)(H), 943.70, 947.0125, 947.0125 Wis. Stats.

**MEDFORD AREA PUBLIC SCHOOL DISTRICT  
RURAL VIRTUAL ACADEMY**

**DATE ADOPTED: March 15, 2007**      **FILE SECTOR: RURAL VIRTUAL ACADEMY**  
**DATE REVISED: March 20, 2008**      **POLICY TITLE: SHARED ENROLLMENT**  
**DATE REVISED: April 16, 2009**  
**DATE REVISED: June 20, 2013**  
**DATE REVISED: August 18, 2016**  
**DATE REVISED:**

Rural Virtual Academy (RVA) students shall be allowed to enroll in regular school day courses, and co-curricular activities within the consortium school district they reside. In order to enroll in a regular school day courses or co-curricular activities, the following conditions must be met:

- The student has met all standards for admission to the school established by the consortium school district.
- The student has satisfied any prerequisites and/or entrance requirements for the course(s) they wish to take.
- The student must reside in the consortium school district where the courses are being taken.
- Sufficient space is available in the classroom(s) as determined by the consortium school district.
- The decision has been mutually agreed upon by the student's parent(s)/guardian(s), RVA Administrator or designee and consortium school district's building principal.
- Transportation is the responsibility of the parent(s)/guardian(s); however, shared enrollment students may ride their school district's bus if their schedules and routes coincide with the students' schedule. Bus routes and schedules will not be changed to accommodate shared enrollment students.
- RVA students may participate in co-curricular activities, including athletics (WIAA regulated or not) in their resident district, with prior signed approval from the consortium district's building principal on the "RVA Co-Curricular Participation Form". Final determination of participation in any co-curricular activity will be made by that consortium district's building principal or designee. Students participating in those district activities will be subject to those policies and procedures governing participation and eligibility.

**CROSS REFERENCE: RVA-JFC**  
**LEGAL REFERENCE:**

**FILE: RVA-JECBE-E**

**MEDFORD AREA PUBLIC SCHOOL DISTRICT  
RURAL VIRTUAL ACADEMY**

**DATE ADOPTED: April 16, 2009**  
**DATE REVISED: June 20, 2013**  
**DATE REVISED: August 18, 2016**  
**DATE REVISED:**

**FILE SECTOR: RURAL VIRTUAL ACADEMY**  
**POLICY TITLE: SHARED ENROLLMENT**

**RVA Co-Curricular Participation Form**

\_\_\_\_\_, has the permission of the \_\_\_\_\_ School District to  
(Student's Name)

participate in co-curricular activities, including athletics (WIAA regulated or not) and agrees to abide by all policies and procedures of the school district. Excluded from participation will be the following district or school sponsored activities

(please list):

\_\_\_\_\_  
Building Principal

\_\_\_\_\_  
School District

**\*Please provide a completed copy to the RVA Office to remain with the student's records.**



**MEDFORD AREA PUBLIC SCHOOL DISTRICT**

**DATE ADOPTED: June 20, 2013      FILE SECTOR: RURAL VIRTUAL ACADEMY**  
**DATE REVISED: August 18, 2016      POLICY TITLE: CODE OF CONDUCT**  
**DATE REVISED:**

Rural Virtual Academy (RVA) shall not discriminate in standards and rules of behavior, including student harassment, or in disciplinary measures, including suspension and expulsion, on the basis of sex, race, religion, national origin, color, ancestry, creed, pregnancy, marital or parental status, sexual orientation, physical, mental, emotional or learning disability. Discrimination complaints shall be handled in accordance with established procedures.

Students are expected to abide by any and all established codes of conduct, board of education (BOE) policies, conduct/behavior as outlined by the student handbook and as stated in rules established by administration. Students may be disciplined for conduct violations in accordance with provisions of codes of conduct, school rules, student handbook provisions, BOE policies and state law.

RVA is committed to maintaining a favorable academic atmosphere and every member of the school community is expected to cooperate in this mission. Faculty, including assistants, self-employed persons, teachers and administration, must work to create positive learning climates and maintain proper order in the school. Along with these efforts, RVA ask that all students attend school ready and willing to learn and abide by the rules and expectations of the school. In addition, parents should be aware of their children's activities, performances, and behavior, and are asked to cooperate and consult with the school to prevent or address problems.

**CROSS REFERENCE: RVA-IIBGA, JF, JFCH, JFCJ, JFCJA, JFG, JFI, JGA**  
**LEGAL REFERENCE: §118.164 & 120.13(1)(a), Wis. Stats. and 20 USC 1415(k)**

**MEDFORD AREA PUBLIC SCHOOL DISTRICT**

**DATE ADOPTED: June 20, 2013**      **FILE SECTOR: RURAL VIRTUAL ACADEMY**  
**DATE REVISED: August 18, 2016**    **POLICY TITLE: CODE OF CONDUCT**  
**DATE REVISED:**

This Code of Classroom Conduct applies to all students. This policy can be superseded by other legal documentation deeming other appropriate disciplinary actions such as described in an Individualized Education Plan (IEP) or court order.

For the purposes of this policy, "school" includes all activities sanctioned and supervised by RVA faculty or property thereof owned, maintained, and/or operated by RVA, Medford Area Public School District (MAPSD).

**Reasons for Student Discipline**

Examples of behavior which would constitute a violation in the code of conduct and possibly result in some form of school discipline would include:

- Not participating in school (lack of communication/ attendance).
- Academic dishonesty (plagiarism/cheating).
- Inappropriate behavior or actions during online instructional classes, activities or events.
- Inappropriate behavior or actions during school in-person instructional classes, activities or events.
- Disrespectful, inappropriate conduct and/or insubordination (not following reasonable directives in a timely manner).
- Possession of weapons (at school events).
- Possession of illegal or other drugs, alcohol, tobacco or other banned substances.
- Vulgar/ obscene language, gestures, and/or displays. (on-/off- line)
- Sexual harassment.
- Discriminatory harassment.
- Damage of school property.
- Violating policy RVA-IIBGA's *Condition and Rules for Use* for internet safety and conduct.
- Causing or participating in the physical, psychological, emotional or reputational harm of another person or the school.
- Any behavior that threatens a likelihood of substantial disruption in school, including interfering with the rights of other students to participate fully in school or co-curricular activities.

When school discipline is levied, the reason must be consistent with provisions outlined above, reasonable, serve a legitimate educational purpose and be nondiscriminatory.

RVA does not discriminate in standards and rules of behavior, including student harassment, on the basis of sex, race, color, religion, national origin, ancestry, creed, pregnancy, marital or parental status, sexual orientation of physical, mental, emotional or learning disability. Any person who believes that student discrimination has occurred may file a complaint in accordance with established district procedures.

### **Disciplinary Dispositions**

Discipline referrals to school administration will be reviewed on an individual basis. RVA believes discipline problems are best resolved expediently and closest to their source by the parties most directly involved. It is recognized that discipline problems are best resolved with minimal administrative interventions. In the best interests of the student and the school, several disciplinary options are available. These consequences may be applied in any order and in varying degree depending upon the severity and/ or repetition of the violation.

- Verbal or written warning: A student may be given verbal or written reprimands.
- Parent(s)/guardian(s)/ faculty meeting: A meeting may be scheduled to bring together the student, parent(s)/guardian(s) and RVA faculty in order to review concerns, determine future course of action, and find common solutions.
- In-school suspension (ISS): A student may be required to spend time at RVA office with school administration. The student would not be allowed to participate in any school sanctioned event during the time the suspension was being served.
- External/ out-of-school suspension (OSS): Student access to online programming can be shut-off resulting in the student's inability to participate academically. In addition, the student would not be allowed to participate in any school sanctioned events during the time the suspension was being served.
- Removal/ withdrawal: A student with chronic or severe behavior problems may be removed from school and remanded back to the resident school district.
- Expulsion: A student may be expelled from MAPSD or participating consortium district if they exhibit conduct which endangers the property, health, or safety of others at school or other behavior that constitutes grounds for expulsion under §120.13.
- Specific consequence: A specific consequence may be issued by administration upon review of the infraction. As examples, student computer use could be suspended, participation in a specific school event could be suspended, letter of apologies, or other forms of restorative justice may be required.

When a student is referred for a violation(s) of this Code of Conduct, RVA faculty person shall report the student to the administrator or designee and inform him/her of the reason(s) for the student's disciplinary referral. A written version for the reason of referral may be required to be submitted by the faculty person to the administrator.

If disciplinary action is determined to be appropriate, the administrator shall inform the student of the reason(s) for the referral and will allow the student the opportunity to present his/her version of the situation. The administrator shall then determine the appropriate discipline.

### **Parent(s)/Guardian(s) Notification Procedures**

RVA Administrator will notify the parent(s)/guardian(s) of a minor student when a referral for a violation in code of conduct has lead to the determination for disciplinary consequence. Should a consequence be levied, then the parent(s)/guardian(s) will be notified first by attempt through phone and for certain in writing within 24 hours.

### **Exceptions**

Instances may occur when faculty refers a student to the administrator or designee, other than described in this Code of Conduct. In these cases, it shall be the administrator's or designee's determination as to whether parent/guardian notification is required.

# MEDFORD AREA PUBLIC SCHOOL DISTRICT SCHOOL BOARD POLICY HANDBOOK

March 3, 2021

## FIRST READING

Policy Code	Policy Title
JHCC	Communicable Diseases
JHG	Child Abuse/Neglect Reporting
JHGA	Child Enticement
JHH	Suicide Prevention

MEDFORD AREA PUBLIC SCHOOL DISTRICT

DATE ADOPTED: January 28, 1988      FILE SECTOR: STUDENTS/STAFF  
DATE REVISED: November 17, 1994      POLICY TITLE: COMMUNICABLE DISEASES  
DATE REVISED: January 16, 2003  
DATE REVISED: January 19, 2004  
DATE REVISED: September 16, 2004  
DATE REVISED: December 16, 2004  
DATE REVISED: June 19, 2008  
DATE REVISED: May 21, 2015  
DATE REVISED:

Medford Area Public School District (MAPSD) Board of Education (BOE) recognizes its responsibility for preserving the safety, protecting the general welfare and promoting the physical, mental and emotional health of individual students, employees, student body and staff. The health and safety of students and staff will be the primary consideration in dealing with communicable disease. This policy's intent is to minimize interruptions to the educational programs of the schools.

MAPSD shall follow federal regulations, state statutes, administrative rules, city ordinances and the procedures required by the Wisconsin Department of Health Services regarding communicable disease. The BOE will utilize the services of a medical advisor and legal counsel when necessary.

While participating in school-related activities or while on school premises, no student shall refuse to interact or work with other students or staff because they have (or may have) a communicable disease if the communicable disease does not pose a significant health risk to others. At the same time no employee shall refuse to perform their duties or refuse to work with, or provide services to, students or staff because they have (or may have) a communicable disease if the communicable disease does not pose a significant health risk to others. The determination of whether a communicable disease poses a significant health risk to others shall be made by the school nurse in consultation with the district medical advisor in accordance with policy guidelines. Said determination shall be based solely upon the available medical evidence.

~~No employee shall refuse to perform their duties or refuse to work with, or provide services to, students or staff because they have (or may have) a communicable disease if the communicable disease does not pose a significant health risk to others. The determination of whether a communicable disease poses a significant health risk to others shall be made by the school nurse in consultation with the district medical advisor in accordance with policy guidelines. Said determination shall be based solely on the available medical evidence.~~

CROSS REFERENCE: GBE, GBL, JB, JB-R, JHCA, JHCC-R, JO,  
& Bloodborne Pathogen Exposure Control Plan

LEGAL REFERENCE: Sec. 103.15, 111.31, 118.13, 118.15, 118.125, 118.126, 146.025, 146.82,  
& Chapter 252, Wis. Stats., Wis. Admin. Code HHS 145, PI 9, ADA  
504, FERPA 34CFR99, IDEA 34CFR300, & Wis. Food Code 2-201.11

MEDFORD AREA PUBLIC SCHOOL DISTRICT

DATE ADOPTED: January 28, 1988      FILE SECTOR: STUDENTS  
DATE REVISED: November 17, 1994      POLICY TITLE: COMMUNICABLE DISEASES  
DATE REVISED: January 16, 2003  
DATE REVISED: January 19, 2004  
DATE REVISED: September 16, 2004  
DATE REVISED: December 16, 2004  
DATE REVISED: June 19, 2008  
DATE REVISED: May 21, 2015  
DATE REVISED:

Exclusion from School for Certain Communicable Diseases

The school nurse or designee may exclude a student from school with a communicable disease that poses a high degree of risk to students and staff.

Prior to making a determination that a student should be sent home for diagnosis and treatment or excused from school attendance, the school district nurse shall, to the extent circumstances warrant and permit, inform the student and the student's parent(s)/guardian(s) of the reasons for the contemplated action and shall consider any information the student and/or the student's parent(s)/guardian(s) may choose to offer regarding the student's condition.

In determining when a student should be excused from school, the school nurse or designee will reference the Department of Health Services Wisconsin Childhood Communicable Disease Chart, American Academy of Pediatrics Managing Infectious Disease in Childcare and Schools and/or local public health department.

Parent(s)/guardian(s) will be promptly notified of the exclusion for a possible communicable disease and actions that should be taken for re-admittance into school.

Alternative educational opportunities shall be arranged for students who must be excused from school attendance for a significant period of time.

The health status of a student temporarily removed from the usual school setting to protect the health of self or others will be re-evaluated at regular intervals by the school district nurse in consultation with an IEP Team, local public health department and/or the district medical advisor when appropriate, who shall be responsible for determining when a student may be re-admitted. As a condition of continued or renewed attendance, the district may require a statement from a student's physician that the student is in suitable condition to attend school.

A student should not be excluded from school when the risk of transmission in the school setting is nonexistent or when the district can control the risk of transmission through education of students and staff members and/or the use of supplies to implement hygiene measures.

Powers as Prescribed by State Statute and the Wisconsin Department of Health Services

Wisconsin Statutes give the Department of Health Services the authority to implement all emergency measures necessary to control communicable diseases.

### Reports to Department of Health Services

In accordance with Wis. Stat. sec. 252.21 and Wis. Admin. Code ch. DHS 145.04, if a school nurse, teacher or principal knows or suspects that a certain communicable disease is present, they must report it to the local public health department. Reportable communicable diseases are noted on the Wisconsin Childhood Communicable Disease Chart from the Department of Health Services.

For Wis. Admin. Code HSS 145.04(1)(d) and 145.04(2); and report name and address of the reporter, of the individual with a diagnosed or suspected disease and of their attending physician, together with additional information about the individual with the diagnosed or suspected disease.

Follow-up and investigative information shall be completed by the local health officer and reported to the state epidemiologist HSS 145.05(1).

### Maintenance of Information on Communicable Disease

The school nurse shall maintain guidelines on communicable disease which include, but are not limited to, information on how they are transmitted and methods that could be used to reduce the risks of such transmission.



**FILE: JHG**

**MEDFORD AREA PUBLIC SCHOOL DISTRICT**

<b>DATE ADOPTED:</b>	<b>September 18, 1984</b>	<b>FILE SECTOR:</b>	<b>STUDENTS</b>
<b>DATE REVISED:</b>	<b>September 17, 1992</b>	<b>POLICY TITLE:</b>	<b>CHILD ABUSE/NEGLECT</b>
<b>DATE REVISED:</b>	<b>August 15, 2002</b>		<b>REPORTING</b>
<b>DATE REVISED:</b>	<b>March 20, 2008</b>		
<b>DATE REVISED:</b>	<b>May 21, 2015</b>		
<b>DATE REVISED:</b>			

Because of their sustained contact with school-age children, school employees are in an excellent position to identify abused or neglected children and to refer them for treatment and protection.

It is the policy of the Medford Area Public School District Board of Education (BOE) policy is that any staff member who in the course of their professional duties has reasonable cause to suspect that a child seen in the course of his/her professional duties has been abused, or neglected, or threatened with abuse or neglect shall report to Taylor County Human Services, following the procedures as outlined in JHG-R.

It is not the responsibility of school personnel to prove that the child has been abused or neglected, nor to determine whether the child is in need of protection. School personnel shall not contact the child's family or any other person to determine the cause of any suspected abuse or neglect.

No district employee shall be discharged from employment for making such a report. In addition, state law guarantees immunity from any civil or criminal liability that may result from making a report on of child abuse or neglect. State law also provides for the protection of the identity of any individual who makes such a report.

The district administrator may establish any necessary procedures to implement this policy and to comply with state law.

**CROSS REFERENCE: JHG-R, JO, & JOB**

**LEGAL REFERENCE: Sec. 48.02, 48.981 & 118.32 Wis. Stats.**

MEDFORD AREA PUBLIC SCHOOL DISTRICT

DATE ADOPTED: September 18, 1984      FILE SECTOR: STUDENTS  
DATE REVISED: September 17, 1992      POLICY TITLE: CHILD ABUSE/NEGLECT  
DATE REVISED: August 15, 2002                  REPORTING PROCEDURES  
DATE REVISED: March 20, 2008  
DATE REVISED: May 21, 2015  
DATE REVISED:

Definitions

For purposes of implementing board of education **BOE** policy, the following definitions will be used:

Child - Any person under 18 years of age.

Child Abuse - "Abuse" means any of the following:

- Physical injury inflicted on a child by other than accidental means.
- Sexual intercourse or "sexual contact" under §940.225(5)(a), 948.02, 948.025, or 948.085;
- Sexual exploitation of a child; as defined under §948.05;
- Permitting, allowing or encouraging a child to engage in prostitution as defined in §944.30;
- Causing a child to view or listen to sexual activity under §948.055;
- For purposes of sexual arousal or gratification, either causing a child to expose genitals or pubic area or exposing genitals or pubic area to a child under §948.1;
- Manufacturing methamphetamine in violation of §961.41(1)(e) under any of the following circumstances:
  - With a child physically present during the manufacture.
  - In a child's home, on the premises of a child's home, or in a motor vehicle located on the premises of a child's home.
  - Under any other circumstances in which a reasonable person should have known that the manufacture would be seen, smelled or heard by a child.
- Emotional damage for which the child's parent(s)/guardian(s) or legal custodian has neglected, refused or been unable for reasons other than poverty to obtain the necessary treatment or to take steps to ameliorate the symptoms.

Child Neglect - "Neglect" means failure, refusal or inability on the part of a caregiver for reasons other than poverty, to provide necessary care, food, clothing, medical or dental care or shelter so as to seriously endanger the physical **or emotional** health of the child.

### Reporting and Follow-up Procedures:

- Any district employee ~~of the district~~ who, in the performance of his/her ~~his/her~~ their professional duties, either suspects or who has good reason to believe that child abuse or neglect has or will occur should, as soon as possible, contact, in person or by phone, Taylor County Human Services and inform the agency of the facts and circumstances contributing to the suspicion of child abuse or neglect or to a belief that abuse will occur. This may be done by the employee or in concert with the building principal, nurse, guidance counselor or school psychologist; however, it is clearly the legal obligation of the suspecting educator to make the referral. If no referral is made, ~~he or she~~ they is are legally responsible. The following information will be required:
  - Your name, position, relationship to the child, the school phone number.
  - Child's name, home address and age.
  - Parent(s)/guardian(s) name, address, work place, names and ages of siblings.
  - Description of suspected child abuse and neglect or the threat of child abuse or neglect, statements of the child, statements allegedly made by the child to others and any surrounding circumstances or conditions in the home of which the reporter is aware.
- Concurrent with the submission of the referral, at the first available opportunity, the staff member will inform the building principal and either the school nurse, guidance counselor or school psychologist of his/her their referral.
- Any person reporting a case may request an immediate investigation by the sheriff or police department if the person has reason to suspect that the child's health or safety is in immediate danger.
- Any personal interview or physical inspection of the child shall be conducted in a professional manner; in the presence of at least one other staff member and in compliance with 118.32, §948.50(2)(b) prohibiting strip searches.
- All district personnel will cooperate in every way possible during the course of the investigation by outside agencies and in providing appropriate assistance to the child involved.
- Any repeated suspicions involving the same child should follow the same procedure.
- Resolve doubts in reporting in favor of the child.

**FILE: JHGA**

**MEDFORD AREA PUBLIC SCHOOL DISTRICT**

**DATE ADOPTED: July 18, 1996**  
**DATE REVISED: July 18, 2002**  
**DATE REVISED: June 19, 2008**  
**DATE REVISED: May 21, 2015**  
**DATE REVISED:**

**FILE SECTOR: STUDENTS**  
**POLICY TITLE: CHILD ENTICEMENT**

The Medford Area Public School District Board of Education requires that all employees report to the building principal and/or his/her **their** designee information that leads such employee to believe that a student's safety is endangered by a person enticing such student for immoral/illegal purposes.

Upon receipt of this information, the building principal or his/her **their** designee shall implement the appropriate procedures from JHGA-R.

**CROSS REFERENCE: IIBGA, IIBGAB, & JHGA-R**

**LEGAL REFERENCE: 48.02, 48.981, 118.13, 120.18, 121.02(1)(H), 947.0125, 948.12 Wis. Stats., PI 8.01(2)(h), PI 9.03 of the Wisconsin Admin. Code, COPPA 16 CFR §312.6, 312.7, ACT 7 (18 U.S.C. §2252), 17 U.S.C. §512, CIPPA (47 U.S.C. §254 (h),(l))**

FILE: JHGA-R

MEDFORD AREA PUBLIC SCHOOL DISTRICT

DATE ADOPTED: July 18, 1996  
DATE REVISED: July 18, 2002  
DATE REVISED: June 19, 2008  
DATE REVISED: May 21, 2015  
DATE REVISED:

FILE SECTOR: STUDENTS  
POLICY TITLE: CHILD ENTICEMENT

In order to insure students' safety in the event of a reported enticement attempt, the following guidelines will be observed:

- Upon receipt of an enticement report, the building principal will:
  - Contact the district administrator and appropriate law enforcement.
  - Inform the student's parent(s)/guardian(s).
  - Interview the student. ~~and~~
  - Make a written record of the student's description of events.
- The district administrator or his/her **their** designee, in consultation with the building principal and law enforcement agency, will decide the course of action to be pursued. **In all cases student identity and personal injury details are to be kept confidential.**

Actions to be taken may include, but are not limited to:

- Notifying appropriate staff of the enticement incident.
- Notifying other area schools of the enticement incident.
- Sending notices to families in the school of attendance.
- Making an announcement about personal safety and/or reviewing protective behaviors with students. ~~and~~
- Contacting the press.
- ~~Any~~ Written records will be kept in the district administrator's office.

**FILE: JHH**

**MEDFORD AREA PUBLIC SCHOOL DISTRICT**

<b>DATE ADOPTED: May, 1986</b>	<b>FILE SECTOR: STUDENTS</b>
<b>DATE REVISED: March 19, 1990</b>	<b>POLICY TITLE: SUICIDE PREVENTION/ RESPONSE</b>
<b>DATE REVISED: December 19, 2002</b>	
<b>DATE REVISED: June 19, 2008</b>	
<b>DATE REVISED: June 18, 2015</b>	
<b>DATE REVISED: December 18, 2019</b>	
<b>DATE REVISED:</b>	

Medford Area Public School District (MAPSD) Board of Education (BOE) recognizes that suicide and suicide tendencies among youth are continuing problems in the schools and communities of **across** the nation. The BOE also recognizes that it is not a problem that it can deal with alone. Communication and cooperation within the school district and between the home, school and community is crucial.

The BOE establishes this policy in an effort to take positive steps toward preventing childhood/adolescent suicides and to outline procedures by which students can receive professional help and support in the following areas:

- **Prevention:** To develop within MAPSD a suicide prevention curriculum and to provide all staff members with basic information about, and a recognition of, the signs of suicidal behavior.
- **Intervention:** To take affirmative action when an immediate referral is warranted and to understand the emergency procedures when a referral is made.
- **Postvention:** To provide for the needs of students after an act of suicide has taken place.

**CROSS REFERENCE: EBCA, JHG, JHH-R, JO, JOB, & Safety Response Plan**  
**LEGAL REFERENCE: Sections 118.01(2)(d)7, 118.126, & 118.295 Wis. Stats.**

MEDFORD AREA PUBLIC SCHOOL DISTRICT

**DATE ADOPTED:** May, 1986  
**DATE REVISED:** March 19, 1990  
**DATE REVISED:** December 19, 2002  
**DATE REVISED:** June 19, 2008  
**DATE REVISED:** June 18, 2015  
**DATE REVISED:** December 18, 2019  
**DATE REVISED:**

**FILE SECTOR:** STUDENTS  
**POLICY TITLE:** SUICIDE PREVENTION/  
RESPONSE

In the area of prevention, MAPSD, via Student Services (SS) (counselors, nurses, psychologists, etc.), will inform district staff on a regular basis concerning the warning symptoms of and the correct response to a suicidal threat or gesture. Information will be provided to parent(s)/guardian(s) about the warning signals. The school district will include suicide prevention units at appropriate levels of the regular curriculum.

In the area of intervention, the following procedures apply. When any staff member has a suspicion of possible suicidal behavior, they will make an immediate referral to a member of SS. When dealing with suspected suicidal behavior, confidentiality must be secondary to the concern for the student's life. Action must be taken immediately.

Upon receiving the referral, the SS member will notify the appropriate principal of the referral and will see the indicated student. After talking with the student, the SS member will confer with another member of SS to determine if a serious suicidal threat does, in fact, exist. If, in the professional judgment of the two SS members, it is determined that a serious suicidal threat does exist, the parent(s)/guardian(s) of the student will be notified as soon as possible. If the parent(s)/guardian(s) do not respond, and if for that or any other reason the SS member suspects neglect or abuse could be involved, human services will be notified in accordance with state law and BOE policy. If the SS member is not able to control the student and feels the student may harm themselves, the SS member should contact the police. The student must remain in actual physical custody of a member until a transfer to the parent(s)/guardian(s), police or human services can be made. The building principal is to be kept informed of all steps in this procedure.

If a student attempts suicide during the school day, the building principal and district nurse must be notified as soon as possible. A list of all staff members having such training should be kept by each building principal. If emergency medical care is needed, Emergency Medical Services will be activated. The student's parent(s)/guardian(s) are to be notified as soon as possible.

In the area of postvention, the school district will handle the aftermath of a student's suicide in the following manner:

- A list of mental health personnel (crisis team) who can help students in their immediate reaction to the suicide will be developed and updated on a regular basis. Potential members of this group might include but are not limited to: SS members, human services staff members, clergy members, county nursing staff, morticians, physicians and nurses. These volunteers would be willing to come into the school on a crisis basis to work with individual students or in the classrooms following a suicide.

- These crisis team members, when needed, will be contacted as early as possible, and should meet before they make contact with students. If necessary, they will go into the first hour classes of the building where the suicidee has been a student. Assignments for the crisis team will be determined by the crisis team coordinator and/or the building principal.
- The crisis team would meet with teachers briefly before school to review with them the facts surrounding the suicide and to answer questions about how to deal with students during the school day. Teachers will be informed of a resource room staffed with volunteer mental health personnel, which will be available to students/staff throughout the day. Teachers will make their students aware of this option. Any student who wishes to go to the resource room may go. However, teachers must notify the resource room of any students who are leaving to come to that room.
- Individual members of the crisis team may go into first hour classes. They would spend whatever portion of the first hour is necessary discussing the suicide with the students. They will also inform the students of the existence of a resource room available to the students throughout the day. A member of the crisis team may attend the suicidee's classes during the day to help the teachers if needed.
- The crisis team should reconvene after first hour to share their concerns. They will refer any individual students about whom they are concerned to the resource room.
- Some of the members of the crisis team may meet with the teachers over lunch for the purpose of answering their questions and for receiving referrals about individuals who are experiencing difficulty in handling the suicide. The parent(s)/guardian(s) of any student who is having difficulty with the suicide will be contacted.
- If there are sufficient numbers of crisis team volunteers available, they may visit the schools in the district that same day to discuss the suicide with staff and to go into classrooms where staff feels there is a need to deal with student's questions or reactions. The determination as to what needs to be done in other buildings of the district will be made by the crisis team coordinator and the building principals.
- Available members of the crisis team will meet with teachers again at the end of the school day to address their own personal concerns and/or their concerns about individual students.
- Any contact with the media shall be made by the district administrator or their designee. An effort should be made to encourage the media to downplay the suicide.
- Within a reasonable amount of time the crisis team coordinator should consider arranging a meeting for parent(s)/guardian(s) to deal with questions about how to work with their children.
- In the event of a suicide attempt, SS will meet and confer about how to handle the student's reentry into school and ongoing intervention. A member of SS shall keep close contact with the student's parent(s)/guardian(s) and the community agency treating the student to assure a coordinated approach in helping the student. Additionally, this staff person shall maintain records of all actions taken by the school, and perform a monitoring and follow-up function after the student returns to class. Teachers involved with the student should be given information to assist them in appropriately dealing with the student.
- When any outside agency is to be utilized, a release of information form should be signed by the parent/guardian and student to allow a two-way flow of information between the school and the community agency.
- Other crises involving the death of a student or staff member may be handled using the above procedures. The crisis team coordinator and/or the building principal shall make this determination.






© RURAL VIRTUAL ACADEMY

604 College St. Room 104 • Medford, WI 54451-1771  
Telephone: 1-888-801-2666 • Fax: (715) 748-1211 • [www.ruralvirtual.org](http://www.ruralvirtual.org)  
Charlie Heckel, RVA Administrator • [charles.heckel@ruralvirtual.org](mailto:charles.heckel@ruralvirtual.org)  
Sara Holewinski, RVA Principal • [sara.holewinski@ruralvirtual.org](mailto:sara.holewinski@ruralvirtual.org)


Rural Virtual Academy  
**Invested Member Commitment Agreement**

The School District of Bloomer agrees to remain in the Rural Virtual Academy consortium for no less than the duration of the current charter (June 30, 2025). Per the RVA charter and fiscal Policy RVA-DB, the following statement describes your district's commitment to the RVA consortium:

*"As an Invested Member, a participating school district agrees to remain in the RVA consortium, under commitment both financially and in participation through the RVA Administrative Advisory Council and/or Governance Board, for up to 5 fiscal years. Additionally, participating districts agree to the terms of the RVA Charter, its by-laws, policies, and operational procedures for the term of the charter. Any Invested Member consortium school district may apply to terminate membership from the consortium for the succeeding year provided the written request is made prior to the RVA Governance Board's regular January/February meeting. If the majority of RVA Governance Board members veto the request of termination, the request shall be denied and membership shall continue until June 30th of the succeeding/following year. After this time, the district requesting termination may withdraw from future membership."*

  
Bloomer District Administrator

  
RVA Board President

  
Bloomer Board President or Clerk

3-17-2021  
Date

12/21/20  
Date

Medford Board President or Clerk

Date




## Invested Member Commitment Agreement


The School District of Greenwood agrees to remain in the Rural Virtual Academy consortium for no less than the duration of the current charter (June 30, 2025). Per the RVA charter and fiscal Policy RVA-DB, the following statement describes your district's commitment to the RVA consortium:

*"As an Invested Member, a participating school district agrees to remain in the RVA consortium, under commitment both financially and in participation through the RVA Administrative Advisory Council and/or Governance Board, for up to 5 fiscal years. Additionally, participating districts agree to the terms of the RVA Charter, its by-laws, policies, and operational procedures for the term of the charter. Any Invested Member consortium school district may apply to terminate membership from the consortium for the succeeding year provided the written request is made prior to the RVA Governance Board's regular January/February meeting. If the majority of RVA Governance Board members veto the request of termination, the request shall be denied and membership shall continue until June 30th of the succeeding/following year. After this time, the district requesting termination may withdraw from future membership."*

  
\_\_\_\_\_  
Greenwood District Administrator

  
\_\_\_\_\_  
Greenwood Board President or Clerk

1-11-2021  
\_\_\_\_\_  
Date

  
\_\_\_\_\_  
RVA Board President

3-17-2021  
\_\_\_\_\_  
Date

\_\_\_\_\_  
Medford Board President or Clerk

\_\_\_\_\_  
Date

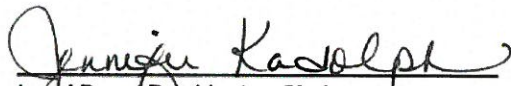


## Invested Member Commitment Agreement


The School District of Loyal agrees to remain in the Rural Virtual Academy consortium for no less than the duration of the current charter (June 30, 2025). Per the RVA charter and fiscal Policy RVA-DB, the following statement describes your district's commitment to the RVA consortium:

*"As an Invested Member, a participating school district agrees to remain in the RVA consortium, under commitment both financially and in participation through the RVA Administrative Advisory Council and/or Governance Board, for up to 5 fiscal years. Additionally, participating districts agree to the terms of the RVA Charter, its by-laws, policies, and operational procedures for the term of the charter. Any Invested Member consortium school district may apply to terminate membership from the consortium for the succeeding year provided the written request is made prior to the RVA Governance Board's regular January/February meeting. If the majority of RVA Governance Board members veto the request of termination, the request shall be denied and membership shall continue until June 30th of the succeeding/following year. After this time, the district requesting termination may withdraw from future membership."*

  
\_\_\_\_\_  
Loyal District Administrator

  
\_\_\_\_\_  
Loyal Board President or Clerk

3/10/21  
\_\_\_\_\_  
Date

  
\_\_\_\_\_  
RVA Board President

3-17-2021  
\_\_\_\_\_  
Date

\_\_\_\_\_  
Medford Board President or Clerk

\_\_\_\_\_  
Date




## Invested Member Commitment Agreement

The School District of Edgar agrees to remain in the Rural Virtual Academy consortium for no less than the duration of the current charter (June 30, 2025). Per the RVA charter and fiscal Policy RVA-DB, the following statement describes your district's commitment to the RVA consortium:


*"As an Invested Member, a participating school district agrees to remain in the RVA consortium, under commitment both financially and in participation through the RVA Administrative Advisory Council and/or Governance Board, for up to 5 fiscal years. Additionally, participating districts agree to the terms of the RVA Charter, its by-laws, policies, and operational procedures for the term of the charter. Any Invested Member consortium school district may apply to terminate membership from the consortium for the succeeding year provided the written request is made prior to the RVA Governance Board's regular January/February meeting. If the majority of RVA Governance Board members veto the request of termination, the request shall be denied and membership shall continue until June 30th of the succeeding/following year. After this time, the district requesting termination may withdraw from future membership."*



Edgar District Administrator



RVA Board President



Edgar Board President or Clerk

3-17-2021

Date

3/17/21

Date

\_\_\_\_\_  
Medford Board President or Clerk

\_\_\_\_\_  
Date



© RURAL VIRTUAL ACADEMY

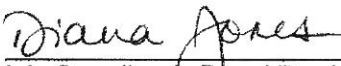
604 College St. Room 104 • Medford, WI 54451-1771  
Telephone: 1-888-801-2666 • Fax: (715) 748-1211 • [www.ruralvirtual.org](http://www.ruralvirtual.org)  
Charlie Heckel, RVA Administrator • [charles.heckel@ruralvirtual.org](mailto:charles.heckel@ruralvirtual.org)  
Sara Holewinski, RVA Principal • [sara.holewinski@ruralvirtual.org](mailto:sara.holewinski@ruralvirtual.org)

Rural Virtual Academy  
**Invested Member Commitment Agreement**


The School District of Iola-Scandinavia agrees to remain in the Rural Virtual Academy consortium for no less than the duration of the current charter (June 30, 2025). Per the RVA charter and fiscal Policy RVA-DB, the following statement describes your district's commitment to the RVA consortium:

*"As an Invested Member, a participating school district agrees to remain in the RVA consortium, under commitment both financially and in participation through the RVA Administrative Advisory Council and/or Governance Board, for up to 5 fiscal years. Additionally, participating districts agree to the terms of the RVA Charter, its by-laws, policies, and operational procedures for the term of the charter. Any Invested Member consortium school district may apply to terminate membership from the consortium for the succeeding year provided the written request is made prior to the RVA Governance Board's regular January/February meeting. If the majority of RVA Governance Board members veto the request of termination, the request shall be denied and membership shall continue until June 30th of the succeeding/following year. After this time, the district requesting termination may withdraw from future membership."*

  
Iola-Scandinavia District Administrator

  
Iola-Scandinavia Board President or Clerk

1-12-2021  
Date

  
RVA Board President

3-17-2021  
Date

\_\_\_\_\_  
Medford Board President or Clerk

\_\_\_\_\_  
Date



## Invested Member Commitment Agreement

The School District of Athens agrees to remain in the Rural Virtual Academy consortium for no less than the duration of the current charter (June 30, 2025). Per the RVA charter and fiscal Policy RVA-DB, the following statement describes your district's commitment to the RVA consortium:

*"As an Invested Member, a participating school district agrees to remain in the RVA consortium, under commitment both financially and in participation through the RVA Administrative Advisory Council and/or Governance Board, for up to 5 fiscal years. Additionally, participating districts agree to the terms of the RVA Charter, its by-laws, policies, and operational procedures for the term of the charter. Any Invested Member consortium school district may apply to terminate membership from the consortium for the succeeding year provided the written request is made prior to the RVA Governance Board's regular January/February meeting. If the majority of RVA Governance Board members veto the request of termination, the request shall be denied and membership shall continue until June 30th of the succeeding/following year. After this time, the district requesting termination may withdraw from future membership."*

*[Signature]*  
Athens District Administrator

*[Signature]*  
RVA Board President

X *[Signature]*  
Athens Board President or Clerk

3-17-2021  
Date

X 2-15-21  
Date

\_\_\_\_\_  
Medford Board President or Clerk

\_\_\_\_\_  
Date



## Invested Member Commitment Agreement

The School District of Rosholt agrees to remain in the Rural Virtual Academy consortium for no less than the duration of the current charter (June 30, 2025). Per the RVA charter and fiscal Policy RVA-DB, the following statement describes your district's commitment to the RVA consortium:

*"As an Invested Member, a participating school district agrees to remain in the RVA consortium, under commitment both financially and in participation through the RVA Administrative Advisory Council and/or Governance Board, for up to 5 fiscal years. Additionally, participating districts agree to the terms of the RVA Charter, its by-laws, policies, and operational procedures for the term of the charter. Any Invested Member consortium school district may apply to terminate membership from the consortium for the succeeding year provided the written request is made prior to the RVA Governance Board's regular January/February meeting. If the majority of RVA Governance Board members veto the request of termination, the request shall be denied and membership shall continue until June 30th of the succeeding/following year. After this time, the district requesting termination may withdraw from future membership."*

Rosholt District Administrator

Rosholt Board President or Clerk

02/10/2021

Date

RVA Board President

3-17-2021

Date

Medford Board President or Clerk

Date



## Invested Member Commitment Agreement

The School District of New London agrees to remain in the Rural Virtual Academy consortium for no less than the duration of the current charter (June 30, 2025). Per the RVA charter and fiscal Policy RVA-DB, the following statement describes your district's commitment to the RVA consortium:

*"As an Invested Member, a participating school district agrees to remain in the RVA consortium, under commitment both financially and in participation through the RVA Administrative Advisory Council and/or Governance Board, for up to 5 fiscal years. Additionally, participating districts agree to the terms of the RVA Charter, its by-laws, policies, and operational procedures for the term of the charter. Any Invested Member consortium school district may apply to terminate membership from the consortium for the succeeding year provided the written request is made prior to the RVA Governance Board's regular January/February meeting. If the majority of RVA Governance Board members veto the request of termination, the request shall be denied and membership shall continue until June 30th of the succeeding/following year. After this time, the district requesting termination may withdraw from future membership."*

*[Signature]*  
New London District Administrator

*Gregory Krause*  
RVA Board President

*Terry Wegner*  
New London Board President or Clerk

3-17-2021  
Date

2-8-2021  
Date

\_\_\_\_\_  
Medford Board President or Clerk

\_\_\_\_\_  
Date





## Invested Member Commitment Agreement

The School District of Clinton Community agrees to remain in the Rural Virtual Academy consortium for no less than the duration of the current charter (June 30, 2025). Per the RVA charter and fiscal Policy RVA-DB, the following statement describes your district's commitment to the RVA consortium:

*"As an Invested Member, a participating school district agrees to remain in the RVA consortium, under commitment both financially and in participation through the RVA Administrative Advisory Council and/or Governance Board, for up to 5 fiscal years. Additionally, participating districts agree to the terms of the RVA Charter, its by-laws, policies, and operational procedures for the term of the charter. Any Invested Member consortium school district may apply to terminate membership from the consortium for the succeeding year provided the written request is made prior to the RVA Governance Board's regular January/February meeting. If the majority of RVA Governance Board members veto the request of termination, the request shall be denied and membership shall continue until June 30th of the succeeding/following year. After this time, the district requesting termination may withdraw from future membership."*

Clinton Community District Administrator

Clinton Community Board President or Clerk

3/4/2021

Date

RVA Board President

3-17-2021

Date

Medford Board President or Clerk

Date